

Box

ESSEX INSTITUTE.

CAPITOL
CATALOGUE PRESENTED BY

Estate of John P. Hall

LIBRARY CONDITIONS.

THE LIBRARY to be under the control of the Directors, who may withhold such books from circulation as they may deem expedient.

Each member shall be entitled to take from the Library, one folio, or one quarto, or two of any lesser fold with the plates belonging to the same, upon signing a receipt for the same, and promising to make good any damage which may be sustained when in their possession, or to replace the same, if lost.

No person shall lend any book belonging to the Institute, except to a member, under a penalty of one dollar for every offence.

The Directors may permit other persons than members to use the Library. No member shall detain any book longer than four weeks, after being duly notified that the same is wanted by another member, under a penalty of twenty-five cents per week.

On or before the first Wednesday in May all books shall be returned, and a committee of the Directors appointed for that purpose shall examine the Library and make a report of its condition at the Annual Meeting.

E-596 176

A N E A S Y
P L A N
O F
D I S C I P L I N E
F O R A
M I L I T I A.

BY
TIMOTHY PICKERING, jun.

The SECOND EDITION.

“ Almost every *free* State affords an Instance of a NA-
“ TIONAL MILITIA : For *Freedom* cannot be main-
“ tained without *Power* ; and Men who are not in a
“ Capacity to *defend* their *Liberties*, will certainly *lose*
“ them.”

Treatise on the Militia, in 4 Sections, by C. S. London, 1753.

B O S T O N :
Printed and sold by S. HALL, in School-Street.
MDCCLXXVI.



MASSACHUSETTS-BAY.

In COUNCIL, May 1, 1776.

WHEREAS the Plan of Military Discipline lately published by TIMOTHY PICKERING, Esq; appears to this Court to be well adapted to the Use and Practice of a Militia, as it contains all the Motions in the Manual Exercise that are necessary and useful; and is not, like the 64th, Norfolk and others, clogged with many superfluous Motions, which only serve to burden the Memory, and perplex the Learner :--- And as it also contains many useful Manœuvres, &c. not published in the 64th : Therefore,

It is Resolved, That the aforesaid Plan of Exercise, published by TIMOTHY PICKERING, Esq; shall for the future be used and practised by the Militia of this Colony : And all Officers thereof are hereby directed and enjoined to learn the same ; and to instruct and exercise the Soldiers under their Command respectively, agreeable to the said Plan, in all their public Trainings and Musters accordingly.

Sent down for Concurrence.

JOHN LOWELL, Dep. Sec'ry. pro Tem.


In the HOUSE OF REPRESENTATIVES, May 1, 1776.

Read and concurred.

SAMUEL FREEMAN, Speaker pro Tem.

Consented to,

ELDAD TAYLOR,	BENJ. GREENLEAF,
JAMES OTIS,	CALEB CUSHING,
WILLIAM SEVER,	J. WINTHROP,
WALTER SPOONER,	JEDEDIAH FOSTER,
B. CHADBURN,	JAMES PRESCOTT,
MOSES GILL,	MICHAEL FARLEY,
SAMUEL HOLTEN.	THOMAS CUSHING,
	JABEZ FISHER,



P R E F A C E.

IF a stranger to the military art were told that the following plan of discipline was the work of a mere militia-man, of one who was not formed on the parade, nor had seen any service, he might imagine the attempt was presumption, and the execution folly.—“Surely (he would say) the practice of the army, who make a trade of war, must be founded on principles which cannot be controverted, and its goodness proved and confirmed by that most certain test of propriety and utility, experience; and therefore to deviate from that practice, must evidently be improper and unwise, if not dangerous.” But if we look into any author who treats of exercise, and the manner of forming soldiers, we shall meet with remarks of this kind—That custom and prejudice are the foundation of many practices among the military; and that maxims have been blindly adopted, without any examination of the principles on which they are founded.—This, at first, may seem strange and unaccountable; but if we attend to any other arts, the same absurdities will appear: Many customs are followed, and laws observed, when their origin is unknown, and their reason has ceased to exist.

* It seems that the Prussians were the first who in the present century ventured to depart from the old established forms of exercise; and their amazing victories under their present King having astonished all Europe, every nation was emulous to imitate that discipline by which such wonders were performed. Among others, the English reformed their exercise in 1757, on the principles of the Prussian; and thus reformed, it continued in use till 1764.

About the year 1757 the militia of England was, by act of parliament, put on a new establishment; it being declared in the preamble to the act, that “a well-ordered and well-disciplined militia is essentially necessary to the safety, peace and prosperity of the kingdom.”—That the officers and men in the militia might be called from their civil occupations for as little time as was

* Norfolk discipline, Introduction, p. 13, 20.

possible,

possible, and yet be sufficiently disciplined, it became a most important consideration—*Whether the exercise then used in the army was the shortest, easiest and best for the militia?*—Some gentlemen of ability, learning and liberal sentiments in the county of Norfolk, warm friends to a national militia, made the inquiry; and, proceeding to the examination, pronounced it otherwise. Uninfluenced by habits, unbiassed by customs, unblinded by prejudices, their penetrating and impartial eye discerned many superfluities, and some defects; these they endeavoured to retrench and supply; and what is now called the Norfolk Discipline is the result of their labours. The Norfolk manual exercise being framed upon such rational principles, and so easily learned and performed, it seems not unlikely to have been the cause, that in 1764, the manual exercise of the army was new modelled, and made conformable to the principles of the Norfolk. But be this as it may, 'tis certain that several of its actions were adopted.

It may seem the height of arrogance in one circumstanced as I am, to attempt a deviation from plans of discipline constructed with so much care, upon such indisputable principles, and by persons so well qualified for the work. But the authors of the Norfolk exercise have themselves furnished me with an apology. They say * “ Our officers, as well as those of other nations, have thought fit to make alterations, and vary from the Prussian exercise, which, for many reasons, one would imagine ought naturally to have been the most perfect; we also have the same right to deviate from the present exercise of our regular troops: if it shall appear (as we flatter ourselves it will do) that we have, without omitting any thing essential or useful, considerably abridged it, and rendered it easier to be learned and performed: which in an exercise designed for the militia, is a point of great importance.”—On the same terms any one else has a right to deviate from them all.

They also suppose it very possible † to invent an exercise “ better, shorter and more elegant than what they had been able to hit off.”—This has since been done in fact, in a few instances, in the present reformed exercise of the army. They

* Introduction, p. 23.

† P. 25.

They say likewise † “ that they endeavoured by reading the best authors, and by a careful examination of different exercises, to find out what actions were by the best judges esteemed necessary for soldiers to perform with the firelock and bayonet ; that to settle this point required some degree of military knowledge ; but being once determined, the method of doing them ceases to be a part of knowledge peculiarly military : and that any man who has accustomed himself to the use of fire-arms, though only in sporting, may, by a little consideration and attention to the first principles and foundation of exercise, become capable of judging, which is the shortest and readiest manner of performing all the requisite actions.”

I have been somewhat used to fire-arms,—have had a little experience in the militia,—and am in some degree acquainted with the difficulties in training up the men in military knowledge, in the short time which either the laws or their own inclinations shall induce them to attend military exercises ; and from hence am convinced, that an exercise designed for the militia cannot be too short and easy. But to any one who considers the principles and foundation of exercise, it will be obvious that the Norfolk exercise and that of the army, are neither of them so short and easy as they might be. In the latter it must be acknowledged that divers motions are retained *merely for show* : and in the former some motions are not only *useless*, but *inconvenient*, and directly repugnant to one of the main principles on which the exercise is grounded, which is this—“ All useless motions, and needless repetitions of such as are useful, ought to be retrenched, without any regard to show ; as also all motions which are either tedious, or attended with inconvenience or danger in the performance.” ‡ Had this rule been strictly regarded, several motions in the Norfolk exercise would doubtless have been expunged ; clubbing the firelock in particular ; for so far from being one of the easiest manners of carrying the firelock, if when clubbed 'tis held as there directed, there is none more tiresome ; 'tis tedious to keep it only a few minutes in that position.—But we are often led insensibly to imitate established customs,

† Introduction, p. 25.

‡ P. 23.

toms,

toms, even contrary to our intentions ; and clubbing had been practised time out of mind ; still more, it was then used by the Prussians. In the present exercise of the army 'tis omitted, because, I presume, it was found useles and inconvenient.

Another plain rule for the composition of an exercise is this—“ An exercise ought to include not only every
“ action necessary to be performed in a day of battle, but
“ also all such as may be useful on any other occasion or
“ duty. These actions should be performed with quick-
“ nefs and uniformity ; and with grace,”* so far as may consist with the first mentioned rule : with *quickness*, to keep the men alert, to save time, and to throw as many shot as possible at your enemy ; with *uniformity*, to prevent the interruptions to each other, the confusion and dangerous accidents which would inevitably happen, if the men in close order took each his own way to perform an action ;—and with *grace*, to render the exercise more pleasing to the performer and spectator. But as to arrive at perfection in the essential parts of discipline will afford full employment for both officers and soldiers, a useles action or motion should find no quarter, be it ever so graceful.

In compiling and framing the following exercise, I have endeavoured to conform strictly to these principles : and this is the manner of my proceeding.

In examining the exercises of the army and of the Norfolk militia, I first considered, whether an action were proper to be retained ? whether any advantage would accrue from it ? if not, I rejected it entirely ; but if it appeared either *necessary* or *useful*, I then endeavoured by repeated trials, to find out the shortest and easiest way of performing it. And here it must be admitted, that in the most essential part of the exercise of the firelock, that is, the priming, loading and firing, it was scarcely possible to make any considerable alterations : I mean as those actions would be performed in battle, when no pause is to be made between the motions : some amendments however, even in this part, seemed to me very practicable : and I have attempted to make them accordingly.

The reason, as I have already suggested, why the necessary

* Introduction, p. 22 23.

ecessary actions with the firelock should be done uniformly is, because the performance will thereby be rendered more safe and expeditious. Now in teaching the men to act with this uniformity, “ it is necessary to analyse and reduce the compound motion of each action, into the several simple motions it is composed of : this makes it easier to be learned and remembered ; and by teaching the soldiers to perform the simple motions in the same manner, and in the same time, making a pause between each, it renders them exact in the performing the whole action.”* The necessity of handling the firelock with quickness and uniformity gave rise to the manual exercise, as the means by which this quickness and uniformity might be attained.

That part of the manual exercise which is used in an engagement, is the most important, and alone of *absolute necessity* : with that, therefore, it seemed to me most proper to begin ;—intending that the following parts should be learned when a due degree of perfection in the former will permit ; and till then they ought to be neglected, or but little attended to ; they are, however, of some use, as I shall presently shew.

Although it must, I think, be very evident to any one who shall make the comparison by an actual experiment, that the manual exercise here exhibited prescribes a shorter, easier, and more useful method of performing all the requisite actions with the firelock, than either that of the army or of the Norfolk militia : yet in order to render this still more manifest, and fully to justify my departure from them, I shall make some observations upon all three, and endeavour to trace some parts of the two latter to their source ; from whence I trust it will appear, that I have added some useful actions, not to be found in any other plan of exercise, though *practised* in the army ; and that as the reasons for such parts of the exercises of the army and Norfolk militia as are omitted, have ceased long since, those parts ought now to be expunged.

“ Standing shouldered, is the first position of a soldier under arms ; it being the most graceful and easy manner of carrying a firelock, either standing or marching, and that from which all the other actions

* Introduction, p. 11.

“ are

“ are to be performed with the greatest facility and “ grace.” Formerly when muskets were very heavy they were carried almost horizontally upon the shoulder, which was an easy manner of doing it, the left hand resting upon the butt, and keeping the piece properly balanced ; but the musketeers were then formed in open order. Now that the men are to be in close order for action, it is necessary that the arms should be carried very upright, *against* and not *upon* the shoulder, to prevent clashing and interfering one with another.*— The same word of command (*Shoulder your firelock !*) is however continued ; so much of the action remaining as to give propriety to the appellation. In the following exercise I make use only of the word, *Shoulder !* when the firelock is to be shouldered ; omitting the words, *your firelock*. For as all the actions are performed from the shoulder, and you invariably return to that position (a single instance excepted) ; and as in the commands for those actions we use the words *your firelock* ; adding them to the command for shouldering again, rather favours of tautology ; and serves only to check the eagerness of the soldier, who stands ready to execute the command.— These words are also left out of the Norfolk exercise, except in one instance (after resting) when a number of distinct actions had intervened from the time the firelock was first taken from the shoulder. But these words (*your firelock,*) being added to the other commands, is an advantage, whether the exercise is performed in a regular course, as it stands explained, or otherwise ; as it gives the men a little time to think how to perform, before they begin the action.

“ As the position of being shouldered, though easy “ and graceful, becomes tiresome if long continued ;” † ’tis highly necessary that the posture of the firelock should be changed: This may be done several ways, both standing and marching. If it be to ease the men on a march, you may order them to *slope*, to *support*, or to *advance* their firelocks, or to *carry them in their right hands*. All these different modes of carrying the firelock are practised in the army, though neither is mentioned in the exercise of 1764, save that of advancing it.

* Norfolk Disciplina, p. 5.

† P. 9.

If the men are to stand in their places for any length of time, as at calling the roll, or on other occasions, when they are to remain without exercise, they may be directed to *order* their firelocks; and if needful, to *ease* their arms: or if the men have been so long exercised as to need an entire respite from action, let them *ground* their firelocks, retire, and repose themselves as they please.

I have here exhibited, in a few words, *all* the uses for which a manual exercise was invented, and *all* the *valuable* ends to which it can be applied. Except the *priming, loading* and *firing*, which are necessary in an engagement, all the rest of the exercise is *good for nothing*, unless to relieve the men, when fatigued with duty. Yet, strange as it may seem, there are not wanting some who chuse to incumber it with a parcel of useless motions, merely because to them they appear graceful. But these men when they engage in military matters think of nothing so little as of applying their abilities for the defence of all that is valuable, in the actual service of their country: their ideas seldom extend beyond the lines of the parade: and if their dress be uniform, their arms bright, and they can move gracefully, the end is answered; they excite the gaze of the admiring croud, by whose applause their zeal is limited, and their ambition bounded. But unless our exertions have a view to real service, 'tis to the last degree absurd to expend so much time and money in military exercises; which, without such a view, are fit only for the amusement of school-boys.—Who is possessed of any tender feelings, and deserves the title *Man*, and does not most sincerely wish he might never see a soldier while he lives: that our swords might be beaten into plough-shares, and our spears into pruning-hooks: and that, void of fear, every man might sit quietly down under his own vine and his own fig-tree; enjoying and rejoicing in Heaven's indulgent bounties?—But we can *only wish* for these happy times, till lust is banished from the earth, a lust for pleasures, wealth, *power*, fame,—“from whence come wars and fightings.” Yet, as if the evils they produce were too few, we oft times add to the number, by an expensive attention to trifles (merely for the sake of show) in preparing to bear that part in them, to which we are

compelled by a natural and just regard to our preservation.—But why should we waste our time in “strenuous idleness?” Why throw away our money for a fool’s baubles?—Will a long tail and powdered hair obstruct the passage of the keen-edg’d sword? Or a rich garment prevent the entrance of the pointed steel?—If an enemy be pierced through the heart with the ball or bayonet of a rough, plain-dressed warrior,—would he be more effectually pierced if the ball or bayonet were sent by the arm of a tinsel’d beau?—Away then with the trappings (as well as tricks) of the parade: *Americans* need them not: *their* eyes are not to be dazzled, nor their hearts awed into servility, by the splendour of equipage and dress: *their* minds are too much enlightened to be duped by a glittering outside. I grant that an ignorant, worthless fellow, in a handsome dress, may impose on those who are *strangers* to him: but suppose such an one should creep into an office in the militia, where, if it is not already, yet in a little time his true character must be known:—instead of procuring him respect and veneration, his gorgeous trappings would serve only to render him the more thoroughly contemptible.

Actuated by these principles (the justness of which I think cannot be controverted) I have aimed at striking out every thing in our military apparatus and exercises which serves merely for show.—Besides, a *militia* can rarely, if ever, be engaged to attend so far as to learn *all the essential parts of discipline*. ’Tis therefore preposterous, nay beyond measure absurd and ridiculous, for *them* to waste their time in learning and performing useless motions, and their money in idle parade. They who have either to spare may find full employment for them in furnishing their neighbours with better arms and accoutrements, and instructing them in the necessary exercises.

The actions and motions in the exercise of the army which to me appear useless, or needlessly repeated, are these, to wit;—*Poising* the firelock—the motion made with the right hand at the command, *Return your Rammer*, (and the command itself is also useless) because, in the manner it is performed, the rammer is already returned—*Resting* the firelock—*Ordering* the firelock in a round-
about

about way, by first coming to the rest in three motions, and then ordering in three; when the firelock may at once be ordered in two motions from the shoulder—*Grounding* the firelock in ten motions, by coming first to the rest in three, to the order in three more, and then grounding in four; when it may easily be grounded in four motions, directly from the shoulder. There are likewise ten motions in coming back again to the shoulder.—*Present your arms!*—This is a needless repetition of the *Rest*; and as the word of command is changed, it is worse than a mere repetition of the action, by puzzling the soldier and burdening his memory with different commands to compass the same end. The *Facings* (which, as the exercise of the feet and hands are quite different things, are improperly introduced into the manual exercise) are accompanied with useless motions of the firelock; and being taught only when the firelock is rested, it begets an opinion in the men that they are to be practised regularly, only when they are in that position; and tell them to face on any other occasion, they will be totally at a loss how to do it, until repeated informations have enlarged and corrected their notions about it.—There are besides, a number of attitudes and flirts of the hands, which are of no sort of consequence, but which will take considerable time to learn. Add to these, the inconvenience and danger to the rear ranks from their loading in the intervals of the files. The inconvenience arises from hence: having stepped to the right to fire, they are to bring the left foot up to the right, there load, and then leap back again to cover their file-leaders; which occasions needless trouble, and will be considerably difficult to learn. The danger proceeds from the intervals between the files being completely filled up by the rear ranks; so that if a ball comes to any part of the battalion, it must infallibly hit some one. Whereas if the rear ranks cover the file-leaders whilst loading (agreeably to the Norfolk exercise and that used in the army the last war) many balls may pass harmless through the intervals of the files.

The files moreover, according to the direction in the exercise of the army, are to be six inches asunder.* This method of drawing up the men, with open files, is, I be-

* Exercise ordered by his Majesty in 1764, last Page.

lieve,

lieve, a novelty in the present age, introduced since the conclusion of the last war ; and its propriety or usefulness has not yet been proved in actual service. Indeed 'tis so manifestly wrong, that I suppose it was ordered merely for the time of peace, to make the manual exercise show better, and to lengthen the front of the reduced regiments, that they might appear to have more men than they really contain. But the practice of it must be attended with inconvenience, even in *exercising* a battalion ; because whenever any wheeling is to be performed, the men are then “ to feel the hand they wheel to ;”* for which end the files must be brought into close order. Now suppose a battalion to consist of 603 men, which is 201 in each rank ; then there will be 200 six-inch spaces between the files, which make 100 feet ; and if the battalion were then to wheel upon either flank, this distance of 100 feet must be gone over by one of the flanks, before the files can be in close order for wheeling ; or if they begin to wheel, and close as they wheel, they will find it more difficult to keep the ranks in order ; and when the wheel is finished, must move out sideways, till the 100 feet be gained by one flank or the other, in order to recover the distance of six inches between the files. Or if the battalion wheels on the center, then each wing will in like manner have to traverse 50 feet. Suppose further, that a number of battalions, each consisting of 603 men, are drawn up in order of battle, with the files 6 inches apart ; let the enemy approach to fall upon their rear : to oppose them, let each battalion wheel upon its center to the right about : let each have finished its wheel by the time the enemy gets within 30 paces : let the enemy then give their fire and rush on with fixed bayonets :—before the battalions can move out sideways, regain their proper distances of files, the flanks of the battalions be joined, and the whole in order, the enemy will be upon them ; and if the fire has not effectually disordered them, the bayonets will certainly put them to the rout : or if the files, after wheeling, remain in close order, there will be intervals of 100 feet between the battalions, which the enemy will immediately penetrate, and fall upon their flanks to their inevitable ruin. Whereas if the battalions had been at first formed with closed files, and

* Exercise ordered by his Majesty in 1764, last P

then wheeled in the manner above mentioned, they would have re-established their order in an instant, and been prepared to receive the enemy. The leaving such intervals between the files is directly repugnant to the opinions of two very celebrated Generals, Marshal Saxe, and the present King of Prussia. The former says, * that the space of eighteen inches only is to be allowed each man in action : in another place, indeed, he says, “ the ground a single man takes up in order of battle, is *usually* about two feet.” † The latter, in his observations on the manual exercise, says—“ The distances between the files must be equal,— and not greater than from arm to arm, ‡ and *that the men have just room to perform their motions*; for the future therefore they are not allowed to be so large as before.” ||

I shall now endeavour to trace some of the useless motions and attitudes in the exercise of the army and in the Norfolk discipline to their source, from whence it will appear, that as the reasons for them have ceased long since, those motions and attitudes ought not to be continued.

I have already observed, that *clubbing* the firelock is omitted in the present exercise of the army, as useless and inconvenient ; though it is continued in the Norfolk discipline ; according to which, the only design of it is to ease the men on a long march, or when dismissed, by shifting from the shouldered to the clubbed firelock : “ for they are then supposed free from constraint, and “ may carry their arms in the manner they find most “ convenient ; carrying the piece clubbed being one of “ the

* *Reveries*, p. 91. Edinburgh edition of the translation. The same space of eighteen inches was formerly allowed to pikemen and musketeers, as appears from Barriffe's *Young Artillery Man*, p. 10, 11. where its use is thus declared : ---“ Close order is useful for your files of pikemen when they are to receive a charge from the horse ; that so they may stand the stronger, by so much as they are the closer serried together : as also for the ranks of musketeers when they are to pour on a salute of shot.”

† *Saxe's Treatise of the Legion*, annexed to his *Reveries*, p. 330.

‡ ---“ Not greater than from arm to arm.” --- This is to me an unintelligible phrase ; but the words following, and other passages in the regulations, shew that the files are to close to, or just to touch the arms of their right and left hand men : so that the distance from the outside of a man's right arm to the outside of his left arm, is the space he is to occupy in file. The word *distance* is frequently used by military writers where space would be more intelligible, and evidently more proper. Formerly the distances between the ranks and files were measured from the centers of the men ; as may be seen in Barriffe, p. 10. of the 6th edition, printed in 1661.

|| *Regulations for the Prussian Infantry*, p. 29.

“ the easiest manners of doing it.”* ’Tis very true that the firelock clubbed is an easy position, if carried horizontally, or level upon the shoulder, and balanced as each man pleases: but this would be totally beside the method of carrying it prescribed in the Norfolk exercise, where it is to be held nearly perpendicular, *against*, not *upon* the shoulder, and with the lock to the front; than which I do not know a more uneasy position. But by *sloping* the firelock, as practised by the army, and described in the following exercise, it may lie *upon* the shoulder, and be balanced and carried with the greatest ease; whereby the clumsy, difficult action of clubbing will be avoided.—I am inclined to think that clubbing the firelock was at first used as one mode of attack or defence, and not for carriage. Formerly as soon as the musketeers had fired, and the grenadiers thrown their granadoes, the latter fixed their daggers (or bayonets) in their firelocks, and with them charged the enemy; and the former (having no bayonets) clubbed their muskets and fell on, with a huzza,† using the butts of their muskets as *clubs*.

“ Ordering the firelock is an easy and graceful attitude for a soldier to repose himself, leaning on his piece.”‡ This would be very just, if firelocks were so long that they might be held at the order, with the right hand as high as the eyes; and in this case, the arm, from the hand to the elbow, would naturally hang close by the side of the firelock, as directed in the Norfolk discipline. This is precisely the manner formerly used of ordering the pike. || But if the firelock reaches no higher than the shoulder, it will be painful to hold the arm along side of it; and if it be much shorter, quite impracticable. But unless the firelock is held nearly in the manner just mentioned, the position will be ungraceful; for either the muzzle of the firelock will be thrust forward, or the body twisted by the throwing back of the right shoulder. In short, if the right hand cannot be held nearly as high as the eyes, there will be neither ease nor grace in the position of ordering the firelock. This is so true, that in the army, when the soldiers are standing ordered, to give them

* Norfolk discipline, p. 10.

† Abridgement of the English military discipline ordered by King James II. in 1685, p. 129. ‡ Norfolk discipline, p. 7. || Discipline of James II. p. 69. Exercise of foot ordered by King William III. in 1690, p. 129.

relief

relief from that position, they are frequently commanded to *Ease their arms*; upon which they quit the muzzle, and bring down the right hand, letting it hang at ease, upon the stock, the barrel falling against the hollow of the right shoulder.—For these reasons, I have proposed that when the brelock is brought with the butt to the ground, by the right side, the right hand should remain hanging down at ease, holding the piece by the middle.

The manner in which the pike, esponton and halberd are now usually ordered, with an out-stretched arm to the right, as far as a man can reach, is altogether unnatural, as it is a constrained, uneasy position, when it ought to relieve and refresh. Barriffe's words concerning it are somewhat remarkable.—“It is only useful (says he) to make a gallant shew.”*

In the exercise of 1764, the brelock being at the order, is from thence grounded in four motions, and taken up again in four; as it used to be in the former exercise of the army ordered in 1757. “We have (say the authors of the Norfolk Discipline) reduced each action to two motions, the first and fourth in the exercise of the army being merely for show, and of no use.”—I suppose they are now used merely for show; but these motions were once useful in grounding the pike; and this doubtless is their origin. Formerly the pike was the principal weapon for foot soldiers, and continued in use till about the beginning of the present century. Its length and weight must have been very considerable. “The pike originally used by the Macedonians in their phalanx was twenty-four feet long, but was afterwards made three feet shorter, in order to render it more convenient.”† And Marshal Saxe calls that a half-pike which was fourteen feet and a half long, including the spear;‡ and which weighed near seventeen pounds.——Now the pike being ordered in the manner before mentioned, (p. 14.) was grounded from that position. To do this, it was necessary to keep fast the butt; otherwise, the pike being so long, and having a spear of some weight on the top,—in attempting to lay it down, the butt of it would

* Young Artillery-Man, p. 3.

† Polybius, quoted by Marshal

Saxe, *Reveries*, p. 100.

‡ *Reveries*, p. 44.

|| P. 55.

would fly up, and the spear pitch into the ground : to prevent which, the right foot was taken up, and the hollow of it set against the butt of the pike ;* from which position it might, tho' so long and top-heavy, be easily kept steady, and laid fairly on the ground.—When fire-arms were invented, the same method of grounding was applied to them, and is continued to this day, but without any reason ; for as the firelocks are so short, and their butts so heavy, the latter have no inclination to take a leap into the air, although not guarded by the right foot.

As in common life we shew some token of respect to our fellow men, especially to our superiors, as by pulling off the hat, a motion with the right hand, &c. so it has been the practice among military men to compliment *their* superiors by some motions with their arms.

It appears to have been a custom among soldiers, formerly, to receive persons of distinction, to whom they would do honour, with irregular salvos of their muskets, like a Feu de joye, or running fire ; which they also practised at reviews, and on all occasions of parade.† In doing this, each musketeer, as usual when going to fire, placed his musket on a prop, called his *rest*, which, as the musket weighed from eighteen to twenty pounds,‡ was necessary to support it when presented.§ Hence 'tis conjectured,|| that *resting* the firelock came to be considered as an attitude of military compliment.

There is, as was before observed, another word of command for the action of *resting* the firelock, to wit, *Present your arms !* “ It is so termed (say the authors of the Norfolk discipline) when used as a compliment.”¶ But the reason and origin of the phrase I take to be this. Whenever the musketeers were exercised alone, they always came to the position of the rest, by the word, *Rest your muskets !* But as the musketeers and pikemen were frequently

* Exercise of Foot ordered by William III. p. 131.

† Norfolk Discipline, p. 6.

‡ Barriffe, p. 147.

§ When the weight of the musket was at length reduced to ten or twelve pounds, *rests* were used notwithstanding, though no longer necessary ; “ therefore no marvel the soldiers throw them away”...says Barriffe, in his *Young Artillery-Man*, p. 147. The continuing thus to use the rest after muskets were so light, shews the force of custom ; and how apt we are to acquiesce in established practices, without thinking whether they are useful, or enquiring into the reasons and principles on which they are founded. After rests were laid aside, the command, *Rest your firelock !* continued to be used, and remains to this day. || Norfolk Discipline, p. 6. ¶ Page 13.

quently exercised together, it became necessary to use some word which should apply to both ; and *arms* was chosen for that purpose, as signifying both the arm, or weapon, of the musketeers, and that used by the pikemen. For if it were only ordered—*Rest your muskets!*—the pikemen would not be affected : and if it were said—*Charge your pikes!*—the musketeers would stand still. But when the command was given—*Present your Arms!*—the order comprehended both : Accordingly the musketeers then rested their muskets, (presenting the muzzles a little forward, and stepping back with the right feet) and the pikemen charged their pikes, *presenting* them, in the proper sense of the word, to the front, with the spears breast high, just as they would charge the enemy.—That this is the true account of the matter, is evident from the Exercise of Foot ordered by King William III. in which (p. 143) is this direction—“ When *arms* is mentioned, it signifies both musketeers and pikemen.” Then follow the evolutions with the musketeers and pikemen together ; in which the first word of command is—“ Present your arms !” on which the musketeers *rest*, and the pikemen *charge*, in the manner above described.—The next command is—“ To the Right !” (that is—To the Right, Present your Arms !)—But how is this to be done ? For altho’ the *muskets* are held so nearly upright at the rest as to admit of their being kept in the same position in facing to the right, yet the *pikes*, in presenting, are brought down between the files ; and if the men attempt to face, they will strike the bodies of the right-hand files ?—The action was thus performed. The pikemen raised their pikes up before their bodies, till they were perpendicular ; and as the musketeers had to bring up their right feet,—and also that they might act more uniformly with the pikemen,—they in like manner raised up their muskets straight before them ; then both faced and immediately presented their arms to the right, *resting* the muskets, and *charging* the pikes. In like manner they presented their arms to the right about, and to the left and left about. Indeed while rests were actually used to prop up their muskets, it was as necessary, before facing, to raise up the musket as the pike.

Here we see the origin of the motions which in the

exercise of the army accompany the facings : from which it is manifest, that as pikes and rests are no longer used, those motions are now mere idle parade, without use or reason, and ought therefore, together with the *rests*, “ to be thrown away.”

But not only those motions which accompany the facings are useless, but the action itself of *resting* the firelock, is now of no sort of consequence. Formerly, and until within a few years, it was the position from which very many actions of the manual exercise were performed ; but as every action may be done with more ease and grace from the *shoulder*, the *rest* is of no use, except merely as a compliment ; and a compliment which, I conceive, may advantageously be exchanged for a better. My objections to it are these—

A capital use of the *rest* is, to compliment the General or other chief officer at a *review*, the soldiers bringing their firelocks to that position : at the same time the officers also present their compliments, saluting with their esponsions, fuses and colours, and pulling off their hats.* But what is the design of a review ? Is it that the General may see whether the soldiers can rest their firelocks, and the officers flourish their arms and pull off their hats gracefully ? The reviewing officer's going round the battalion really amounts to no more : and for this insignificant business a battalion is kept standing under arms till the men are weary, and their hands, stretched downwards to their utmost extent in holding the firelock at the rest, merely tremble with the long continued strain.

After the General, or reviewing officer, has thus, with sober pace, walked round the battalion, receiving the officers salutes, as he passes, the men shoulder their firelocks ; and the battalion marches by him in grand-divisions, the officers saluting him as they pass. When the battalion is formed again, there is a third salute of the whole at once, called the general salute ; in which the soldiers present their arms, the drummers beat a march, and the officers salute together.†

I never met with the reasons why a battalion is reviewed ; but I should suppose the reviewing officer goes

* Norfolk Discipline, p. 110. Exercise of the army, p. 16. round

† Norfolk Discipline, p. 112, 113. Exercise of the army, p. 16. 18

round it, and makes it pass by him, to see if the men are in good order,—if they are properly dressed and accoutred, and if they march and carry their arms well. And it may be of no small consequence to observe the persons of the men, to see whether they appear well fleshed, and their countenances fresh and healthy ; or whether, thro' the negligence of their officers, they are suffered to languish and sicken, from sloth and uncleanness, from unwholesome food, or too little of that which is good, and from intemperance ; for many of the common soldiers, if unrestrained, “ will be apt to spend their pay on liquor,” though it robs them of a healthful meal.*

But if this be the proper business of a review, how is the General to perform it, when his attention is perpetually interrupted, if not wholly engrossed, by the unmeaning gestures and uneasy postures of the officers and men, the usual anticks of a review ?—And is it *necessary* or *useful* to make so much parade ? Would not the last general salute be quite sufficient ? and all that is proper, or even decent ? Would not a man of sense, if uninfluenced by custom, be sick of the reiterated ceremonious compliments ?—The general salute may be paid in half a minute ; and the battalion return to some easy position, and remain so, while the General walks round to view it.

But for my own part, I confess I never could discern much beauty or gracefulness in the common salutes; either in the position of the men with rested arms, or in the motions made by the officers with their fusées and esponsions : and it seems to me not difficult to substitute at least a more easy and useful, if not more graceful and soldier-like method of complimenting a reviewing officer.

General Bland has the following passage prefixed to his Grenadier Exercise.

“ Grenadiers, Take Care !”

“ Though this is not reckoned a word of command, but only looked upon as a warning, to prepare them for the exercise ; yet, whenever the grenadiers exercise apart from the battalion, they have annexed two motions to it, which, it must be owned, have a very good effect, both on the spectators and performers, by preparing the latter to go through their exercise with life, vigour, and exact-

* Bland's Military Discipline, Faucitt's edition, p. 225,

ness,

ness, in which the principal beauty of exercise consists: The motions are as follows: first, the grenadiers bring up their right hands briskly, to the front of their caps: then tell one, two, and bring them down with a slap upon their pouches, with all the life imaginable; in which motions, neither their heads, bodies, nor firelocks are to move."

This furnishes a hint and ground for proposing a new method of complimenting a reviewing officer.—Let the General, or reviewing officer, first appear in the front, before the center of the battalion: When he is within a suitable distance, and where the whole battalion may see him, let the Major give the word, *Battalion, Take Care!* then throw the point of his sword up high, (that every man may easily discern the signal :) on which, let the whole battalion raise up their hands briskly before their hats, or caps, with the palms to the front: In a second or two, the Major suddenly dropping the point of his sword, let them "bring down their hands with a slap upon their pouches, with all the life imaginable."* At that instant the drummers may beat one, two, or three ruffles, according to the rank of the reviewing officer.

And would not this be a respectful compliment? Yet how easy? It may be performed in *two seconds*, and learned by a whole battalion in *two minutes*.—I think it is a compliment which has some meaning in it. Do we not, on certain occasions, almost involuntarily clap our hands, to testify our pleasing esteem for some respectable character?—With this token of grateful joy, the Jewish hero would devoutly applaud the King of Kings:—"O CLAP your HANDS, all ye people; shout unto God with the voice of triumph!"† Doubtless it is nature herself which dictates such an expression of respect and praise.

This compliment being paid, the reviewing officer may immediately march round the battalion, (which should face as he proceeds) and view it to some purpose; by critically examining the appearances of both officers and men; the latter keeping their firelocks shouldered, (which

* I suppose the officers to stand with their fusées ordered, or advanced, (according to the rank of the reviewing officer;) they may therefore raise up their left hands to their hats, and bring them down again without slapping, only making the motions similar to the men, to preserve the greater uniformity.

† Psalm 47.

(which is the most graceful position of a soldier under arms) and the officers having their fuses ordered, or advanced.

If the General would review the battalion marching, it should pass by him without taking off his attention from the sole business of the review, by paying him another compliment. But if the battalion performs any manœuvres in his presence, it will be altogether superfluous formally to review it marching; because in every movement he will see whether the men have been properly instructed in the elements and principles of evolutions.

I have called in question the propriety of so many things in the present plans of discipline, that some may think I have already ventured far beyond the point of modesty and prudence: but the expediency of departing from many of the established practices must appear so obvious to common sense, that I trust I shall be excused; and that on the same principles I may hazard a few other opinions, although they should be thought singular.

The original intention and the only use of colours or standards, is to preserve a body of men in military order: for each body will follow their own; keep even with them both standing and marching; and rally by them if broken. Such colours therefore as are best adapted to these ends ought to be preferred. Consequently those in present use should be rejected: for they are very inconvenient, and in a great measure useless, on account of their large size. Three or four square yards of silk are taken to make one. This obliges the Ensigns, whenever they are in the ranks, or the wind blows, to gather up the colours in their hands, till by several folds and doublings they are reduced to a quarter of their size when fully displayed; and thereby the distinguishing marks, by which the men might find their own regiments or companies, are liable to be wholly or in part concealed: at any rate, all that is thus doubled up is absolutely useless. The troops of horse have standards about a yard square, elevated perpendicularly above the heads of the men: they completely answer the end of colours. What is there to hinder the foot from using standards of the same size? * By being always fully displayed

* It is especially requisite at this time to reject every superfluity. Two thirds of the silk imported from Great-Britain which is made into colours would

played and elevated above the heads of the men, they will be much more conspicuous than the colours now used, and their distinguishing marks more easily discerned.

But we not only have a precedent in the cavalry for colours of a moderate size : the Romans, who were the greatest warriors mankind ever knew—the conquerors of the world,—and who, Marshal Saxe says, are or ought to be our masters, also had colours or ensigns of small extent. “ The common ensign of the whole legion (which was a body containing about four thousand men) was an eagle of gold or silver, fixed on the top of a spear.”* The thirty companies of a legion had each for their ensign a spear with a transverse piece on the top, almost like a cross ; and sometimes a hand on the top : below the transverse part was fastened a little orbicular shield.—Augustus ordered a globe fastened on the top of a spear to serve for this use, in token of the conquest of the whole world.† From the materials of which the Roman ensigns were composed, 'tis plain they were of small extent compared with modern colours when displayed.

Our colours are not only too large, but we have at least three times too many. To suffer the attention of one officer in each company of 60 or 70 men, to be wholly engrossed in taking care of his colour, would be very hurtful to the service : so many officers cannot be spared for that purpose. On the other hand, among the regular troops of Britain, France, &c. each battalion has only two or three colours ; which are all placed together in the center. But Marshal Saxe says nothing is more absurd than this disposition of them ; in which “ they “ scarce serve at all the purpose they were designed for.”‡ One colour will direct the march and order of a regiment as well as two or three that are placed all together. A colour posted in the center of each wing I should suppose would render it easier for a battalion to rally, to march, and preserve their order : and if a third colour were stationed in the center of the battalion, the three might

make
would amount to a considerable sum ; (for every company has its colour) and so much at least we might save in future, if colours be reduced to a reasonable and useful size.

* Kennet's Roman Antiquities, B. 4. Ch. 11. † Same Chapter

‡ Treatise of the Legion, Part I.

make a perfect range. In this case, the colour in the center of the battalion being just behind the commanding officer, would move as he directed; and the colours in the wings would regulate themselves by the colour in the center.

The authors of the Norfolk discipline * urge it as a matter of great importance “that officers always appear at the places and times of exercise, in complete order, and exactly dressed in their regimentals, with their swords, sashes and gorgets.”—Neatness and cleanliness in their dress, arms and accoutrements, must, for obvious reasons, be of advantage: but lace, sashes and gorgets are mere superfluities. They say, † “mankind in general, the vulgar especially, are greatly captivated with show and parade.” I have already declared my sentiments on this head; ‡ and will only observe here, that the officer who *needs* such foreign aid is unfit for his post. Indeed if he does not possess the substantial qualifications of an officer, the most magnificent dress and appearance will not long screen him from *contempt*. On the other hand, in times of difficulty and danger, the man of valour, abilities and military skill, though clad in the humblest garb of poverty, will be *revered*.

The gorget was originally a piece of defensive armour for the throat (whence it has its name) when soldiers were covered with coats of mail: now it is placed before the breasts, hanging by a string from the neck. The sash I should suppose was first used as a girdle, to tie round one a cloak, or loose garment. But neither one nor the other is now of any service—except to the manufacturer. And the sash is not only useless, but being wrapped round the loins (as 'tis at present worn by the officers of the army) must in warm weather be a very troublesome and uncomfortable appendage of their dress. || The

* P. 69.

† P. 40.

‡ See before, p. 10.

|| Though some parts of the dress and apparatus of the regular troops are designed merely for show, yet the fashion of their coats deserves our imitation. The cuffs are short, and set close round the sleeve; and the skirts reach but about half way down the thigh; those of the light infantry not so low. This renders them light; and the men can walk with much more freedom and ease. This is the fashion Marshal Saxe strongly recommended. But besides the real utility of it, economical views should influence Americans to adopt it: for a large proportion of the woollen cloths imported from Great Britain, are wasted in the long, useless folds and skirts of our coats.

The foregoing observations I have thrown together, thinking them a necessary, but sufficient apology for my attempt to frame the following plan of military discipline; which is different in some respects from any now in use: Some of them also I intended as hints for amendments in our military dress and accoutrements. I have delivered my sentiments with freedom, because I thought them supported by reason and common sense, as many of them are by the most respectable authorities. But if in any of them I have erred, the candour of my countrymen I trust will nevertheless excuse a well-meant endeavour to do them an important service.

'Tis proper I should acknowledge myself greatly indebted to the plan of discipline composed for the Norfolk militia, from which I have received abundant assistance, in forming the following work. I have adopted its principles, and extracted from it whatever I judged necessary or useful to my plan, in multitudes of instances without noting the places from whence the extracts were made. With the like freedom I have used the hints which the observations of my friends or the practice of others suggested; not regarding from whence an improvement originated; but having this simple point in view—to render the work as useful as the little knowledge and skill I was master of could make it. With this view I have also endeavoured to explain every part of the exercise minutely, and with the utmost clearness and certainty of expression. Some indeed may think me in many cases too triflingly particular: but I have inserted nothing but what, when the military art was entirely new to me, would have been very acceptable, and have saved me much time and study. If the work, such as it is, shall facilitate to the officers and others in the militia, the getting an acquaintance with the military art, and so prove beneficial to my country, I shall obtain my highest wish.

P A R T I.

CHAPTER I.

Of the Arms and Accoutrements of a Soldier.

BEFORE I begin the exercise it may not be amiss to say a few words concerning the instruments with which it is performed ; and some things which are therewith connected.

I. The foot soldiers, I believe, of all the European nations are armed with the firelock and bayonet, as the most eligible weapons. With the former, Americans are better acquainted than perhaps any people on the globe : the latter we have hitherto happily had little occasion for. One or two things I would remark upon it. The neck is frequently made too small and weak just where it joins to the socket, or handle. To give it a due degree of strength in that part, the neck, from just below the blade, should swell gradually towards, and be much larger where it joins, the socket. Like the limbs of a tree, whose greatly increased thickness at their bases, where they unite with the trunk, enables them to resist the force and violence of the winds.

II. The simplest and most durable sheaths for bayonets are made of leather only, which should be so thick as to retain a proper shape without the assistance of wood.

III. The waist-belt has nothing to support but the bayonet ; and a belt over the left shoulder sustains the pouch, which when filled with thirty rounds of cartridges may weigh five or six pounds : yet these belts are frequently made large and strong enough for the traces of a draught horse. It must be as easy, as it is proper, to proportion their size to their use.

IV. The bayonet should be placed in such a position towards the left side as to be seized easily with the right hand ; and be entirely clear of the butt of the firelock when shouldered.

D

V. The

V. The pouch hangs on the right side, but so far behind as not to interfere with the right-hand man when the files are close ; and at such a height as is most convenient for taking out a cartridge with the right hand.

VI. It is extremely convenient to have something to turn a screw, and break the edge of a bad flint when a better is not at hand to supply its place. The screw-driver used in the army has three blades, each of which is fitted to turn a screw. The blades are united at a common center, and disposed at equal distances, so that three lines touching their extremities would form a triangle. But I believe the steel instrument represented in plate 1, figure 1, will be much more useful : *a*, *b*, are screw-drivers, *c* is a picker, and serves instead of a priming wire to clear the touch-hole, and at *d* the back is near a quarter of an inch thick, and serves for a hammer, the whole length of it from *a* to *c* is four inches, and from *d* to *b* is about an inch and a quarter. As the tapered end will seldom be used, a leathern case may inclose it up to *e* ; which will render the instrument fitter to be carried in the pouch, and more easy to use as a screw-driver.

VII. The best method of making cartridges seems to be that used in the army. It is this.—Take the soft brown paper called whitish brown, or wrapping paper, and cut it into pieces of the form represented in plate 1, figure 2, which is of these dimensions ; the side *a b* measures about six inches, *b c* about five inches and a half, and *c d* about two inches. A piece of wood about six inches long is to be made round so as to fit exactly the size of the ball ; this is called a *former* : make one end of it hollow to receive a part of the ball : lay the former upon the strait edge *b c* (as represented by the dotted lines) with its hollow end about an inch from the side *a b* : roll the paper partly round the former : then with the ball press in the corner of the paper so as to cover the hollow end of the former ; and keeping fast the ball, roll on till the paper is all wrapped round the former : having before taken a piece of twine and fastened its two ends to something that will not easily be moved, and so far apart as to leave it slack, you are now to take with the twine a single turn round the paper, below the ball ; then running in the end of
your

your fore finger till it touches the ball, pull upon the string that it may girt the paper, and by turning round the former with one hand you will presently form a neck below the ball; which being afterwards tied with a piece of coarse thread, will secure the ball from slipping out: then withdrawing the former, the cartridge is ready to be charged with powder; in doing which you must put in the more because part of it is to be taken for priming: having properly filled the cartridge, twist the top, and the work is done. The size of the paper above described will serve for an ounce ball: if your ball be less, the paper may be somewhat smaller. One thing should be remembered, that if the cartridge exactly fits your firelock when the barrel is perfectly clean, it will be too large, and difficult to be rammed down, when it becomes foul by firing; and 'tis dangerous firing when the ball is not rammed well home: for this therefore you are to make allowance.*

VIII. A knapsack may be so contrived that a man may load and fire, in case of necessity, without throwing down his pack. Let the knapsack lay lengthways upon the back: from each side at the top, let a strap come over the shoulders, go under the arms, and be fastened about half way down the knapsack: Secure these shoulder straps in their places by two other straps which are to go across and buckle before the middle of the breast. The mouth of the knapsack is at the top, and is covered by a flap made like the flaps of saddle-bags.—The outside of the knapsack should be fuller than the other which lies next your back; and of course must be sewed in gathers at the bottom.—Many of the knapsacks used in the army are, I believe, in this fashion, though made of some kind of skins.

IX. It will, I imagine, be universally judged best that both officers and serjeants in the militia should be armed with the firelock and bayonet, preferably to the pike, or esponton, and halberd. The nature of the military service in America must render the former much more eligible than either of the latter. But it will be peculiarly convenient in the militia; because having their firelocks and bayonets with them, the officers and serjeants will be at all times prepared to instruct the men in the manual exercise.

C. H. A. P. II.

* See General Wolfe's Instructions to young Officers.

CHAPTER II.

Directions about the method of teaching the exercise.

I. **T**HE first thing the officers are to attend to, as a matter of the utmost importance, is to accustom the men to observe a profound silence when under arms, and a close attention to their duty. Without these the men will never perform well, nor learn so fast as they otherwise might. To prevent a loss of time, they must not even attempt to direct each other, (which some, from good motives, are apt to do) but receive their instructions solely from the officer who is teaching them.

II. 'Tis of importance that the words of command be given in a proper manner. I have sometimes heard them given with such a confused, inarticulate, mere animal sound, that the men might as well perform the exercise by the braying of an ass; and this proceeded from a foolish opinion that it was more soldier-like. The design of language is to convey our ideas: but is of no use unless words are pronounced distinctly and articulately. The words of command therefore should be given in this manner; that the men may understand them, and not mistake one for another.

III. 'Tis an unhappiness that notwithstanding almost all men, even the most illiterate, do in their common conversation exhibit a just elocution; yet whenever they read, or speak any thing out of their usual way, much the greater part do it in a manner most formal, stiff and unnatural. Little more is required than to give the words of command with the natural, easy, unaffected utterance, with which they give any short orders or directions about their common affairs.

1st. Care should be taken not to overstrain the voice, which will render it soon hoarse; nor to get above its pitch, which will give it a disagreeable tone.

2d. To proportion the strength of the voice to the occasion. Some speak with as full and loud a voice to a company, or small party, as if they were addressing a whole regiment.

3d. To

3d. To pronounce every word clearly and distinctly.

4th. To make proper pauses, when the word of command is too long to be pronounced in one breath; and lay the emphasis on the words which express the nature of what is to be done. *Emphasis* is the elevation of the voice upon some word or words in a sentence upon which the sense of the rest depends; and which should therefore be pronounced with a fuller and stronger sound of voice. For instance: there are three ways of making ready; to wit; as *front* rank, *center* rank, and *rear* rank: in giving the commands for which, an emphasis should be laid on the words *front*, *center* and *rear*; that the men may distinguish, with absolute certainty, in which way they are to make ready. The like is to be done in all other cases.— In the following treatise, the emphatical word, or words, in every command, are printed in Italic (or sloping) letters. The pauses also are marked in their proper places. Some, without any regard to propriety, make a pause between the first and last part of every word of command, even if it consists of two words only; but in most cases in the manual exercise no other pause is to be made than that slight one which naturally follows the pronouncing an emphatical word.

5th. Proper pauses should be made between the different words of command; that the men may have time to *think*, and keep their minds calm and sedate: if they are greatly hurried, they will be confused, and commit blunders.

IV. That the manual exercise may be learned with more accuracy and ease; the men should at first be divided into squads of six or eight, or at most not above twelve men each. It will presently be seen who are most apt, and learn the fastest: and care should always be taken to put as much as possible such together in a squad as are of an equal degree of proficiency; otherwise the most docile will grow weary and impatient with the delays occasioned by the rest; which if the officer attempts to remedy, he must hurry over the exercise; and then the more slow of apprehension will be but half taught.

V. At first the motions must be shewn them very distinctly; and if a motion be at all difficult, or compound,

pound, the firelock and the hands of the teacher must move extremely slow, so that the men may easily follow the motion with their eyes; and when they once obtain a clear idea of the manner of doing it, they will presently learn to imitate it.

VI. No motion must be begun till the word of command is fully pronounced; and after the first motion is finished, the word *Two* should be given as a signal when to begin the second, and *Three* when to begin the third; and so on; according to the number of motions contained in the action: but the men must stop between each motion till every false attitude is remarked and corrected.

VII. The whole exercise must not be gone through at once; but every distinct action repeated over and over again, till the men perform with tolerable accuracy, before they attempt to learn another.

VIII. When many of the men can perform with a good degree of exactness, it will be proper to join several squads together in a single rank; leaving off the words two, three, &c. and making them take their motions from a man advanced in the front directly before the right-hand man, and faced so as best to be seen by the whole rank; as will be hereafter directed for the feugal-man. The officer must cause this man to stop between the motions, that he may correct what is amiss; or he may make this correction after the action is finished, before he gives the next word of command; as shall be found most convenient. When the men can do well in this manner, it will be proper (and not till then) to exercise them in three ranks.

IX. By this method, though it may at first sight appear a little tedious, the officers will find that their men will be taught with a great deal more ease, and in less time than by any other. They will not only be less likely to forget what they learn, but be exact and uniform in every thing they do. Whereas if many are at first taught together, especially if in two or three ranks, they will learn but slowly, and never be free from errors; because in these cases it will be impossible for the teacher to see and correct what is amiss: so the men will go on blundering till they are habituated to their errors, which afterwards it will be difficult to get rid of. The greatest possible

possible uniformity in the motions is to be aimed at ; not merely to render the exercise more graceful ; but because every want of uniformity, (especially in that most essential part, the priming, loading and firing) is attended with inconvenience.

X. That the exercise may be taught with the more ease and exactness, and performed well, it is requisite the rank should be as straight as possible ; and when the men exercise in three ranks the same direction should be observed, and the files also kept even.* It will be of great advantage too if the men when learning are properly sized. If they are in a single rank, they may be sized from the right to the left, by placing the tallest man on the right, the next tallest next to him, and so on, till the shortest is on the left. If they form two or three ranks, they should be sized as directed in the 1st article of directions for the exercise of a company. Unless the men are properly sized it cannot well be seen whether they are uniform in their attitudes and motions : and if they are uniform, it will *appear* otherwise, if short and tall men are intermixed.

XI. Great care must be taken that the men carry their arms well, keeping them steady against their shoulders, precisely as directed in the first part of the explanation of the manual exercise. The most common faults are the carrying the firelock too high, and holding the butt too far forward.

XII. That the firelocks, when shouldered, may be exactly dressed in rank and file, the men must keep their bodies upright, and in full front ; and not have one shoulder more forward than the other. It is one of the greatest perfections in exercising, to have all the firelocks carried so exactly even, and the motions performed so true, that in looking along a rank or file you can see, as it were, but one firelock ; each piece covering the others exactly. But this perfect uniformity is hardly to be expected in the militia ; and will in many instances be impracticable, whilst the firelocks are of such different lengths.

XIII. The men should be taught to perform every motion the shortest way, keeping their pieces always near their bodies, without making any wide motions : and by degrees,

* See Part II. Chap. I. Art. I.

degrees, especially after they are become tolerable proficient, they ought to aim at doing every thing with great life, as though the firelock were moved by a smart spring; this will animate and fix their attention. At the end of every motion they should stand firm and steady, without stirring in the least.

XIV. In performing the manual exercise, the men should wait about a second of time (but not more) between the motions; or whilst they may count one, two, distinctly; and the exercising officer should wait about two seconds between the end of one action, and his giving the word of command for another. In short, the exercise must be performed quick enough to keep the men alert and spirited; and slow enough to prevent confusion.

XV. As in action the men load and fire with their bayonets fixed; so they are to be taught to do the same in the following exercise: but in *learning*, they should perform the motions of loading and firing without having their bayonets fixed; till they can toss about a firelock with ease and dexterity. When therefore they have fixed and charged their bayonets several times, they should return them into the sheaths; and then learn to prime and load. All the rest of the exercise is to be learned in the order in which it stands.

XVI. When they can do all the actions tolerably well, it will be right to vary the words of command; and not always give them in the same order, as they stand in the manual exercise (that being only intended to comprehend all the different actions in a regular suite) but irregularly; to accustom the men to be attentive to the words of command only; and not to do things mechanically, and merely by memory.

XVII. These are the principal directions to be observed in teaching the men: but there is one more which appears to me of the last importance; and which respects as well the other parts of discipline as the manual exercise. It is—*That the men be clearly informed of the REASON of every action and movement—or the USES to which they can be applied.* 'Tis the boast of some (not in the militia) that their men are *mere machines*. And Marshal Saxe calls that a necessary part of discipline by which soldiers are
 “ reduced

“reduced to the most servile obedience, to mere machines, only animated by the voice of their officers.”* But God forbid that my countrymen should ever be thus degraded. There may, I conceive, be a just and necessary subordination and obedience without servility: There are motives sufficiently powerful to produce submission among a people who are trained and disciplined *only to defend their laws, liberties and country*; without the terrors of ignominious, barbarous scourgings, which disgrace humanity. But *standing* armies are composed of very different men.—These serve only for their pay: but that wretched pittance forms a slender motive to obedience: *fear*, therefore, the grand principle of despotism, is introduced to its aid.—Such soldiers, however, must be dangerous guardians of the rights of any people; sometimes under their leaders they are the first to invade them; “often they betray their
 “masters in distress; and always want the courage, and
 “industry, which is found in those who fight for their
 “own interests.” “The populace of Rome (says the
 “celebrated Rousseau) were not permitted to have the
 “honour of bearing arms in the service of their country.
 “It was necessary to be house-keepers, in order to attain
 “the privilege of defending themselves. There is not
 “one private sentinel perhaps, of all those innumerable
 “troops, that make so brilliant a figure in the armies of
 “modern princes, who would not, for want of property,
 “have been driven out with disdain from a Roman cohort,
 “WHEN SOLDIERS WERE THE DEFENDERS OF
 “LIBERTY.”†

XVIII. As the militia of America is composed of men of property, and will be engaged, not to make conquests for Ambition, but merely in their own defence; so they will need only an information of their duty to dispose them to do it. As they are reasonable beings, as such they are to be treated. When men see the reason and use of any action or movement, they will learn it with much more alacrity and pleasure. 'Tis particularly requisite for the militia to be informed in what cases and circumstances the several parts of the exercise, but especially of the evolutions,

E

may

* Treatise on the Legion, Part I.

† Rousseau's Social Contract, p. 204.

may be applied, and used to advantage. There is a great variety of movements useful on different occasions, “but they ought never to be performed without explaining to the soldiers the *meaning*, and the *benefit* that may be drawn from them ;” by this means the men will be enticed into discipline, and be ready to perform what is requisite on all occasions.* This will in a good measure compensate for the want of experience. Cæsar mentions a remarkable instance in which the knowledge and experience of his private soldiers saved his army. He was forming an intrenchment to defend his camp : and while part were spread abroad upon the works, and others gone to fetch materials for the ramparts, the enemy rushed suddenly, and with incredible swiftness, from their woody covert, and fell impetuously upon his men. These had neither time to range themselves under their own colours, nor even to put on their helmets, and take their shields. So every one joined himself to the first standard he met with ; that he might not throw away that time in seeking for his own companions, which was to be spent in fighting.

Amidst these difficulties, two things, says Cæsar, fell out to the advantage of the Romans : one was, the *knowledge* and *practice* of the soldiers ; because, *having gained experience in former battles, every soldier knew what was proper to be done in such an emergency, as well as his officer.*† To remedy the want of experience as much as possible, the militia should be let into the ground and reason of every action and movement ; to which if experience should ever be added, their ability to attack or defend must vastly exceed that of those whose skill is founded on mere practice.

* Vauban's Treatise of War, quoted in the Cadet, p. 53.

† Cæsar's Commentaries of his Wars in Gaul, Book II.



CHAPTER III.

*Containing the MANUAL EXERCISE.**

Take care to perform the Manual Exercise !

EVERY soldier must give the greatest attention to the words of command. He is to stand straight and firm upon his legs, with his heels close together, and toes a little turned out ; the belly drawn in a little, but without constraint ; the breast a little projected ; † the shoulders square to the front, and kept back ; the head erect, and turned to the right, so as to look easily at the feugal-man ; ‡ the right hand hanging straight down by the side, with the palm towards the thigh, in its natural, unconstrained position ; he is to carry the firelock against the left

* In performing the manual exercise, the ranks are to be six moderate paces, or twelve feet asunder.

† Some of these directions may at first view seem unnatural ; but if tried, they will be found to describe the necessary position of a man braced up for vigorous exertions : or if I were to make any alteration, it should be by opening the feet till the heels were four or five inches asunder ; agreeably to the Norfolk Discipline, and the former Exercise of the Army, that being rather a firmer position. But a man stands sufficiently strong with his heels closed ; in which posture a soldier will much sooner learn to place himself, than to leave a certain space between his heels, which will require considerable practice, before he can form an exact judgment of the distances, without looking at his feet.

‡ Whenever the manual exercise is performed, one man should be advanced from ten to twenty feet, or more, according to the length of the front of soldiers, directly before the right-hand man, to shew the motions of the exercise. This man is called the *feugal man*, or posture-master, at whom every soldier must look attentively, and from him take the motions : For this purpose he should stand in an oblique position, so as to look full to the center of the body of soldiers, that all may have the fairest view of him. In teaching the exercise, the person who does it, especially if he also shews the motions, ought to stand in the manner here directed for the feugal-man, even if the number of men he is instructing does not exceed half a dozen, as well to accustom them to look to the right, as that he also may see the motion of every man at the same glance of the eyes. Looking to the right is so essentially necessary both in performing the manual exercise and in marching, that at first it might not be amiss to give it in command--*Look to the right !* Upon which every man turning his head briskly, and looking steadfastly at the feugal-man, you will then begin to teach the exercise.

left shoulder, almost upright, and so low down that the guard will be just under the left breast; the barrel outwards; the left elbow drawn back (but without constraint) and not thrust out from the side; the three last fingers of the left hand under the butt, and the fore-finger and thumb on the fore side of it; thus grasping it strongly, and with the upper part of the palm of the hand pressing the piece to the side, that it may be kept steady; by this means bringing the backs of the fingers which are under the butt and turn up on the inside of it, close against the projecting top of the thigh-bone; and lastly turning the lock a very little to the front so that the piece may not lean towards the head nor from it.

I. *Fix your Bayonet!* 3 motions.

1. Keeping the firelock steady at the shoulder, seize it briskly with the right hand under the cock, the thumb on the side of the stock, and pointing upwards.

2. Throw up your left hand, and seize the firelock at the swell of the stock below the tail pipe, bringing your left arm, from the hand to the elbow, close along the outside of the firelock, which will be brought about four inches forwards from the shoulder, without moving the butt.

3. Quitting the right hand, with your left hand sink the firelock (letting it slip a little) on the left side till the butt strikes the ground, as far back as the heels; the muzzle coming about five inches before the hollow of the shoulder; the left arm is to be straight, the left hand holding the firelock a little above the swell of the tail pipe; at the same instant seizing the socket, or handle of the bayonet with the right hand, (the curved neck of it coming between the thumb and fore-finger) and the thumb in the hollow of the bend, draw it, and, bringing the notch over the sight on the muzzle, thrust it down, turn it from you, (carrying your hand downwards) and fix it.

II. *Shoulder!* 3 motions.

1. Quit the right hand, and bringing up the firelock with the left, seize it again with the right hand under the
cock,

cock, at the same time slipping the left hand down upon the swell at the tail pipe, so as to be in the position of the 2d motion of the 1st explanation.

2. Quit the left hand, and place it smartly upon the butt, at the same time bringing the piece against your shoulder with your right hand.

3. Throw your right hand down by your side, with the palm towards the thigh, in its natural, unconstrained position.

III. *Charge your Bayonet !* 2 motions.

1. Seize the firelock with the right hand below the cock, as in explanation 1st, motion 1st.

2. Make a half face to the right, turning upon both heels (keeping them both together) till the right toe points to the right, and the left toe to the front, at the same time giving the firelock a set off by the butt, and quitting it with the left hand, bring it with the right hand to the right side, pulling up the butt briskly, thereby bringing the piece down with smartness upon the palm of the left hand, with which you meet it (just as it falls to a level) about half way between the hammer-spring and the tail-pipe, the thumb on the inside, pointing forwards, along the stock, the fingers clasped round the piece; with your right hand you grasp strongly the small of the stock behind the lock, pressing the piece to you, the back of the thumb touching the lower-most rib, and the two last fingers bearing on the top of the hip; the bayonet is presented directly to the front, upon a level, the left hand supporting the firelock, to do which more easily, as well as strongly, press the left arm, from the shoulder to the elbow, close to the body. *

IV. *Shoulder !* 2 motions.

1. Pulling up the muzzle with the left hand, and pushing down the butt with your right hand, spring the piece

* From this position you may charge your enemy, if advanced upon you, by stepping forward with the left foot, or falling back with the right foot, as your situation shall require.

piece over to the left side, turning the barrel to the front, quitting the left hand and placing it strong upon the butt, and bringing the firelock against the left shoulder ; thus coming to the position of explanation 1st, motion 1st.

2. Throw your right hand down by your side.

V. *Prime and Load !* 10 motions.

1. Throw up your firelock briskly, giving it a turn so as to bring the barrel inwards, or looking to the rear, by smartly pushing the thick part of the butt to the right with the fore part of the hand, and pulling the thin part of the butt round to the front with the two last fingers, the cock as high as, and directly before the left breast, catching the piece with both hands, the right hand below the lock with the thumb close under the cock, and the fingers below the guard, and the left hand just above the hammer-spring, with the thumb upright. This position is called a *Recover*; the barrel of the firelock is to be perpendicular.

2. Make a half face to the right, turning upon both heels (keeping them close together) till the right toe points to the right, and the left toe to the front, at the same time bringing the firelock to the right side, pulling the butt up under the right arm-pit, thereby bringing down the piece briskly, but stopping it with the left hand before it can fall to a level ; at the instant the piece is brought down, quit the right hand, and place the right thumb against the face of the hammer, under the flint, the fingers neither clinched, nor extended, but just as they naturally fall ; the left arm lays against the body, with the elbow carried to the right almost to the center of the body ; and from the elbow up to the hand the arm is nearly perpendicular ; the firelock pointing straight to the front, and its muzzle so high as to clear the man's head in the rank before you, when the ranks are in close order, rests on the palm of the left hand, (which is just forward of the hammer-spring,) the thumb extending along the stock, and the fingers clasping the piece. This attitude is called the *priming position*.

3. Open the pan, pushing back the hammer with your thumb.

4. Handle

4. Handle your cartridge, bringing down your right hand briskly, with a slap upon your pouch; and taking out a cartridge with your two fore-fingers and thumb, bring it up to your mouth, the elbow a little turned up; and open it, by biting off the top of the paper, so as to feel the powder in your mouth; then, placing your thumb upon the top of your cartridge, bring it down close to and even with the pan (the first joint of the fore-finger touching the under side of the pan) the thumb uppermost.

5. Prime, by turning up the hand and shaking some of the powder into the pan; and again placing your thumb upon the cartridge, bring your two last fingers behind the hammer.

6. Shut the pan with a quick motion, drawing back the elbow.

7. Cast about your firelock briskly, sinking the butt by a strong push with the two last fingers of the right hand against the hammer; at the same time bringing down the left hand with the piece, let it slip through it till the butt touches the ground on the outside of the left toe, and about five inches from it,* in such a direction that the toes and the butt of the firelock may be about on the same range, with the lock to the front, the left arm straight, the left hand before the left thigh, holding the piece between the thumb and fingers; as soon as you have pushed down the butt, as before mentioned, you meet the muzzle of the firelock with the hollow of the right hand, keeping the muzzle before the center of the body, and about five inches from it.

8. Load, turning up your hand, putting the cartridge into the muzzle, the open end downwards, giving it a sudden shake that the powder may run out of it, and pushing it into the barrel with the fore-finger; then instantly turning the stock a little towards you, so as to come at the rammer easily, seize the butt of it with the thumb and fore-finger, all the fingers being clinched (the thumb and fore-finger uppermost) and the elbow down.

9. Draw your rammer with a quick motion half out, catching

* If a firelock be long in proportion to the man who uses it, the butt must be cast further from the left toe, till the muzzle is at most no higher than the chin; otherwise it will be difficult for him to manage his rammer.

catching it instantly with your right hand, the back of it towards you, the thumb turned downwards and on the outer side of the rammer, the back of the thumb just above, or touching the muzzle; immediately clear the rammer of the pipes, turn it, and bringing the butt of it into the muzzle upon the cartridge, instantly thrust it down till the hand comes to the muzzle.

10. Slip your hand up to the small end, and thrusting down the rammer, drive the cartridge home; then nimbly draw the rammer half way out of the barrel, catch it back-handed (as in the ninth motion) the fore-finger and back of the thumb just above, or touching the muzzle, clear it of the barrel, turn it, and bring the small end into the pipes, and with one push, thrust it down till your hand comes to the muzzle; then slipping up the hand, place the first joint of the fore-finger on the top of the butt, holding the rammer between the thumb and middle-finger about two inches below the fore-finger, and immediately with one more push thrust the rammer home, letting the middle-finger, when it comes to the muzzle, slip under the barrel, the thumb and fore-finger being still kept upon the rammer. Be careful, from the entering of the first pipe till the rammer is completely returned, to bear it upwards with your hand, so as to keep the point of it close in the the groove of the stock.*

VI. *Shoulder* ! 3 motions.

1. With great briskness throw up the firelock with the left hand, to the left side, and opening the hand a little, instantly slip it down till it comes to the swell by the tail pipe, then closing it again, (the thumb pointing upwards, and the fingers clasping the piece); at the same time with the right hand seize the firelock below the lock, the fore-finger close under the cock, and the thumb on the side of the stock pointing upwards, the left arm, from the hand to the elbow, lying against the firelock; and at the same instant that you throw up the firelock you turn upon both heels

* When exercising without cartridges, the steel rammer being with one stroke driven down against the breach pin, will rebound so that you may catch it (back-handed) by the middle at the muzzle; then instantly clearing it of the barrel, return it.

heels to your proper front; thus coming to the position of the 2d motion of the 1st explanation.

2. As in explanation 2d, motion 2d.
3. As in explanation 2d, motion 3d.

* VII. As *Front Rank*, make *ready*! 1 motion.

Throw up your firelock briskly to the Recover, as in explanation 5th, motion 1st; then (making a scarcely sensible pause †) sink the body with a quick motion, (turning the left toe to the front, but keeping the heel fast) and kneel upon the right knee, throwing the right foot so far back ‡ (which will be from three feet to three and a half, according to the length of the limbs) as that the left leg may be straight up and down; and the right knee about ten or twelve inches behind the left heel, and in such a direction, that; if a straight line be drawn from front to rear, touching the inside of the left heel; and the inside of the right toe, then the inside of the right knee shall be about five inches to the right of that line. At the same time that you kneel, bring the butt upon the top of the left thigh, and cock the firelock (having brought the thumb over the cock the instant you began to kneel;) hold the piece upright; and so near the body that the cock may almost, or quite touch the left breast; keep the body also perfectly upright, and both elbows down; the left coming close to the firelock. §

VIII.

* Seeing the same men may happen to be sometimes in the front, sometimes in the center, and sometimes in the rear rank; and as the manner of making ready to fire, varies in each; it is necessary that every man should know, and be practised in those variations; and therefore the three ranks are taught to make ready, first, as if they were all in the front rank, then as if they were all in the center rank, and lastly, as if they were all in the rear rank.

† At the first lessening this motion it may be best to make a longer pause, or divide the motion of making ready into two motions; first coming to a recover, then kneeling and cocking; but after a little practice it will be easy to make ready in one motion without any pause, or but the slightest imaginable.

‡ In doing this, care must be taken to throw the foot so much to the right wishal, as to avoid hitting the left leg of the man in the center rank, when the ranks are in close order.

§ Figure 3d, Plate 1. shews the position of the ranks in making ready; f, f, the left foot and right knee and leg of the front rank, c, c, the feet of the center rank, and r, r, the feet of the rear rank; and l, l, l, the left feet of the right hand men.

VIII. *Present !* 1 motion.

Throw down the muzzle of your piece with the left hand, and spring up the butt with the right, bringing the butt-end into the hollow, between the right breast and shoulder, and pressing it hard against the shoulder ; at the same time place the fore-finger before the trigger ; slip the left hand forward as far as the swell by the tail-pipe, supporting the firelock at an exact level, the thumb pointing forwards to the muzzle ; put the elbows down, but in easy positions ; lean the right cheek against the butt of the firelock, shut the left eye, and look with the right along the barrel, from the breech-pin to the sight near the muzzle, at the object you would hit ; or, in three words (to use the well known phrase) *take good sight.*

IX. *Fire !* 9 motions.*

1. Pull the trigger strongly and at once with the fore-finger, that the piece may be sure to go off ; and having fired, instantly raise up your body, by a smart spring upon your left leg, and a sudden push against the ground with your right toe, keeping the left foot fast, and bringing the right heel close to the left ; at the same time bring the butt of the firelock up under the right arm-pit, and the muzzle to its proper height ; slipping back the left hand towards the hammer-spring, and seizing the cock, above the flint, with the thumb and fore-finger of the right hand, all the fingers being bent inwards, but not clinched hard, the back of the hand up, and the right elbow down : thus coming to the priming position ; as directed in explanation 5th, motion 2d.

2. *Half-cock* your firelock, by drawing back the right arm.

3. *Handle*

* There is really but one motion in firing ; yet, as no time is to be left in action, and as the men would, after discharging, immediately proceed to load again, almost involuntarily, from a principle of self-defence : so they are to be taught to do the same thing at exercise ; as soon as they have fired, going on to prime and load again, without the particular word of command therefore being given.

- | | | | | | | | | |
|----------------------------------|------|-------------|------|-------------|-------|------------|--------|---------|
| 3. <i>Handle your cartridge.</i> | } As | } motion of | | | | | | |
| 4. <i>Prime. - - - - -</i> | | | } in | } the fifth | | | | |
| 5. <i>Shut your pan. - - -</i> | | | | | } the | } explana- | | |
| 6. <i>Cast about. - - - - -</i> | | | | | | | } 10th | } tion. |
| 7. <i>Load. - - - - -</i> | | | | | | | | |
| 8. <i>Draw your rammer. -</i> | | | | | | | | |
| 9. <i>Ram and Return. - -</i> | | | | | | | | |

X. *Shoulder ! 3 motions.*

Proceed as directed in the sixth explanation.

XI. *As Center Rank, make ready ! 1 motion.*

Throw up your firelock briskly to the Recover, as in explanation 5th, motion 1st, then instantly turning the left toe to the front, at the same time step back with the right foot about eighteen inches to the rear, planting the heel five or six inches to the right of a line drawn from the left heel straight into the rear, pointing the right toe to the right ; also place the right thumb upon the cock, immediately upon coming to the recover, and cock the piece at the instant the right foot, in stepping back, strikes the ground, and keep it upright, at a recover.

XII. *Present ! 1 motion.*

As in explanation 8th, presenting the piece somewhat to the right of the front rank, and sinking the muzzle a little, so as to aim at a man's breast if a gun-shot off.—When you bring down the muzzle, you slip forward the left hand to the swell by the tail-pipe.

XIII. *Fire ! 9 motions.*

As in explanation 9th, immediately upon having fired bringing the right heel up close to the left, coming to the priming position, and without delay proceeding to prime and load.

XIV. *Shoulder ! 3 motions.*

Proceed as directed in the 6th explanation.

XV. *As Rear Rank, make Ready!* 1 motion.

As in explanation 9th, only this rank steps to the right so far that their right toes come directly behind, and eight or ten inches in the rear of, the left heels of their right-hand men; bending the right knees a little, so as to bring the right legs nearly straight up and down; this will throw their bodies into the intervals of the file-leaders and files upon the right, and enable them to present with more ease and advantage, and to spring back with briskness after they have fired.

XVI. *Present!* 1 motion.

As in explanations 8th and 12th, but presenting a little to the right of the center rank, as that rank did to the right of the front rank.

XVII. *Fire!* 9 motions.

As in explanations 9th and 13th.

XVIII. *Shoulder!* 3 motions.

Proceed as directed in the sixth explanation.

XIX. *Ranks! make Ready!* 1 motion.

The three ranks make ready together; the front rank as in explanation 7th, the center rank as in explanation 11th, and the rear rank as in explanation 15th.*

XX. *Present!* 1 motion.

As in explanations 8th, 12th and 16th.

XXI. *Fire!* 1 motion.

The three ranks fire together; then instantly spring to the position of the Recover, described in explanation 5th, motion 1st.

XXII.

* This manner of making ready is only designed as a praxis upon, or application of, the three former ways of making ready; and the ranks being at open order, it will be seen more easily whether the rear ranks perform as they ought. For making ready and firing with the ranks in close order, particular directions will be given in the article of the firings.

XXII. *Charge your Bayonet!* 1 motion.

Bring down your firelock, and make a half face to the right, coming at once to the position of explanation. 3d, motion 2d.

XXIII. *Recover your Arms!* 1 motion.

Bring your firelock at once up to the position of the Recover, described in explanation 5th, motion 1st, facing square to the front.

XXIV. *Half-Cock your Firelock!* 1 motion.

Place the right thumb upon the cock, raising the elbow a little, and instantly half-cock, bringing the elbow down, and then dropping the thumb upon the breech-pin.

XXV. *Shoulder!* 2 motions.

1. With both hands give the piece a sudden turn till the barrel comes to the front (turning it first to the right, and so round to the front) quitting instantly the left hand, and placing it under the butt as the piece is sinking in the right hand; and with both hands (but principally with the right) bring the firelock against your left shoulder; thus coming to the position of explanation 1st, motion 1st.

2. Throw your right hand down by your side.

XXVI. *Shut your Pan!* 2 motions.

1. Bring up your right hand just above the hammer, with the fingers extended, and the fore-finger touching the barrel; and instantly thrusting the two fore-fingers behind the hammer, force it down smartly.

2. Throw your right hand down by your side.

XXVII. *Return your Bayonet!* 3 motions:

1. As in explanation 1st, motion 1st.

2. As in explanation 1st, motion 2d.

3. Sink

3. Sink the firelock with your left hand, till the butt strikes the ground, as in explanation 1st, motion 3d, quitting the right hand and bringing it up to the muzzle, with the upper joint of the fore-finger under the neck of the bayonet (which brings the back of the hand to the front) striking it up strongly, clapping down the thumb in the hollow of the neck, turning the bayonet towards you (bringing the neck to the front) pushing it up again briskly, fetching it off from the muzzle, and returning it into the scabbard; which being done, instantly throw up your right hand and seize the firelock at the muzzle.

XXVIII. *Shoulder !* 3 motions.

Do precisely as is directed in the 2d explanation.

XXIX. *Secure your Firelock !* 3 motions.

1 and 2, As in explanation 1st, motions 1st and 2d.

3. Throw down your left hand briskly along with the firelock, the barrel downwards, the muzzle pointing straight to the front, and coming within about a foot of the ground, and the butt close up to the hind part of the arm-pit; the firelock, where it touches your side, rests about half way between the top of the hip-bone, and the top of the thigh-bone; and you cover the lock with the left arm, which, for that end, is to be kept, from the elbow to the wrist, close against the piece.*

XXX. *Shoulder !* 3 motions.

1. Raising your firelock with your left hand, (throwing

* The securing is to keep the lock from wet in rainy weather. But if you are upon a march of considerable length, it will be necessary to shift the position of the firelock, to carry it with more ease: this may be done by bringing the left arm under the barrel of the piece, and letting the firelock rest upon it just at the bend of the elbow, the hammer coming down against the arm, and the small of the stock up close to the hind part of the arm-pit: the muzzle will by this means be raised about two feet from the ground.--- In this position you may support the firelock with the left arm alone, or with the assistance of the right hand laid upon the left, or in any way which you find most convenient. If your ramrods are so loose in the pipes as to fly out in coming down to the secure, your left thumb should at the 2d motion be placed just beyond the tail pipe, so as by bearing upon the rod to keep it fast; but this defect ought to be remedied.

ing up the muzzle till the barrel be perpendicular) and seizing it instantly with the right hand under the cock, come to the position directed in the 2d motion of the 1st explanation.

2 and 3, - As in explanation 2d, motions 2d and 3d.

XXXI. *Slope your Firelock !* 1 motion.

With the left hand push the firelock upwards, slipping it upon the shoulder ; and at the same time raising the butt forward, let the muzzle drop behind, but not so low as to interfere with the head of the man behind you if you were at close order. In doing this motion you will naturally point the firelock to the right, in an oblique position ; and it may properly be held so far obliquely, as that the muzzle shall be behind the right shoulder, in a range from front to rear. In this position you will balance and carry the firelock in the manner you find most easy.

XXXII. *Erect your Firelock !* 2 motions:

1. With your left hand pull down the butt of the firelock to the hip bone, at the same time throwing up the right hand against the stock below the lock, to keep the piece to the shoulder.

2. Throw your right hand down by your side.

XXXIII. *Support your Firelock !* 2 motions:

1. Without stirring the firelock, seize it with your right hand so far below the lock as to give room for the left arm to be brought under the cock at the next motion, the thumb on the inside, pointing upwards, the ball of it only touching the piece, the upper joints of the fingers on the front of the small of the stock, and the lower joints clasped round on the outside of it.*

2. Quitting the butt with the left hand, bring your left arm close up under the cock, resting the left hand upon

* This is precisely the manner in which you must seize the firelock with the right hand, in explanation 1st, motion 1st, and in all those cases which refer to this same motion ; except that in all of them you bring the upper joint of the fore finger close up under the cock.

upon the right arm, the palm nearly on the upper side, the fingers mostly on the fore side of it, extended towards the elbow, and the thumb between the arm and the body ; the left arm is to be straight across the body, in the most easy position ; and the cock resting upon it near the bend of the elbow, supports the piece. The position of the firelock at the support, if well carried, does not differ materially from its position when shouldered.*

XXXIV. *Shoulder !* 2 motions.

1. Seize the butt with your left hand.
2. Throw your right hand down by your side.

XXXV. *Advance your Firelock !* 3 motions.

1. Throw up the firelock to a recover ; as in explanation 5th, motion 1st.

2. With a quick motion bring your piece before your right side, letting it sink, and slipping up the left hand to about the middle of the barrel ; at the same time draw the thumb from under the cock, placing it above the guard, and the three last fingers from below the guard, bringing the little finger under the cock, with that, and the fore-finger which is under the guard, chiefly supporting the firelock ; the small of the stock lies between the fore-finger and middle finger, the second joint of the thumb rests upon the guard, the back of the hand is turned to the right, and the palm of it, near the wrist, bears upon the hammer-spring and the edge of the hammer ; at the instant you slip up the left hand, and shift the right hand, coming to the position just described, you bring the barrel of the piece into the hollow between the right breast and shoulder, the left hand slipped up, being as high as the arm-pit, and the right arm hanging straight down by your side in an easy, unconstrained position.

3. Throw

* By supporting your arms in the manner here directed, you may at any time determine whether you carry the firelock at the true height when shouldered : for if when the left arm, from the hand to the elbow, is brought straight across the body, over the right arm, it comes close under the cock, then is the firelock at its proper height : or if there be any difference, the butt may be a trifle higher at the shoulder than at the support.

3. Throw your left hand down by your side.*

XXXVI. *Shoulder !* 3 motions.

1. With your right hand throw up the firelock before the left breast, catching it with both hands, and bringing it to a proper recover.

2. Turning the barrel by the right round to the front, and quitting the left hand, sink the piece with the right hand by the left side, and seize the butt with the left hand, bringing the piece against the shoulder; thus coming to the position of explanation 1st, motion 1st.

3. Throw your right hand down by your side.

XXXVII. *Carry your Firelock in your right hand !* 2 motions.

1. Throwing up the right hand, seize the firelock just below the swell by the tail-pipe, the little finger touching; or being near, the left shoulder, and almost as high as the top of it.

2. Quit the left hand and bring the firelock with the right hand down by your right side, holding it in a sloping position, the butt coming within a few inches of the ground, and the muzzle about a foot and a half before the right shoulder.†

XXXVIII. *Shoulder !* 2 motions.

1. Bring the firelock against the left shoulder, coming to the position of explanation 37th, motion 1st.

2. Throw your right hand down by your side.

XXXIX.

* I think this manner of advancing the firelock much preferable to that used by the army; not only because they take four motions to perform what is here done in three, but because coming to the recover, which is here the first motion, is also the first movement in priming and loading and making ready to fire, and so the repetition of it will render the men more expert in performing that part of those important actions.

† When marching through woods and bushes, in Indian file, this way of carrying the firelock would prevent its interfering with them; and the muzzle pointing so high upwards, the man before you would not be in danger, in case your piece should go off. But if the firelocks are not loaded, they may be carried upon a level, which will be a much easier position,

XXXIX. *Order your-Firelock !* 2 motions.

1. Seize the firelock with your right hand, just below the swell by the tail-pipe, as in explanation 37th, motion 1st.

2. Quitting the left hand, bring down the firelock briskly with the right hand, by your right side, letting it slip through the hand till the butt strikes the ground on the outside of, but near to the right toe, the barrel coming behind and resting against the hollow between the thumb and fore-finger of the right hand, with which you hold the piece upright ; keeping the hand as low as may be without constraint.*

XL. *Shoulder !* 2 motions.

1. With your right hand bring up the firelock against your left shoulder, and place the left hand under the butt, taking care to give the piece a little toss up, and to slip down your hand below the swell by the tail-pipe, just as you are bringing the piece against your shoulder ; thus coming to the position of explanation 37th, motion 1st.

2. Throw your right hand down by your side.

XLI. *Ground your Firelock !* 4 motions.

1st and 2d motions, as in explanation 39th.

3. Slip the two fore-fingers of the right hand over the stock till their ends are on the left side of the rammer, and instantly turn the firelock on the butt till the lock points to the rear ; then, without making the least pause, step with the left foot directly forward a moderate pace, (or so far, that
when

* If the men are to stand any time, especially if they have been marching or exercising so as to be at all fatigued, give the word, *Ease your Arms !* upon which, leaning the firelock against the hollow of the right shoulder, they quit the right hand, and have both arms at liberty, to relieve and ease them as they please. When they are to seize their pieces again, give the word, *Handle your Firelock !* upon which they come to their former position, at the order. Sometimes there may be occasion to ground the firelock from the order ; in which case it is to be done as in explanation 41st, motions 3d and 4th, by the word, *Ground your Firelock !* In like manner you may order the firelock from the ground, as in explanation 43d, motions 1st and 2d, by the word, *Take up your Firelock !*

when the firelock is laid on the ground, the right hand and left heel may be about (on a line) and bending the right knee till it comes down by the piece within an inch or two of the ground, and placing the left hand on the left knee, (by way of support to the body) lay the firelock on the ground, the barrel in a straight line to the front, the lock upwards, and your head sufficiently erect to see the feugelman, or posture master.

4. Quitting the firelock, raise up your body and bring back your left foot to its former position, letting both hands hang by your sides, easy and unconstrained.

XLII. *Shoulder* ! 4 motions.

1. Step forward with the left foot, and bending the right knee and placing your left hand on your left knee, seize the firelock where you held it in grounding ; thus coming to the position of the 3d motion of explanation 41.

2. Raise up yourself and firelock, stepping back again with the left foot, and as soon as the piece comes nearly perpendicular,* with your thumb pulled back and two fore-fingers pushed forward, turn the barrel behind ; coming to the position of the 2d motion of explanation 39.

3 and 4. Bring the firelock to your shoulder as in explanation 40.

AFTER the manual exercise was chiefly printed off, I tho't it might be of advantage, in order to facilitate the acquiring a proper pronounciation, to mark the *accented syllables*, † as well as the *emphatical words*, in the words of command in the manual exercise ; and have therefore added the following table, in which those syllables *only*, and emphatic words of one syllable, are printed in Italics : and for the future, all other words of command will be printed in the same manner.

I. *Fix*

* If you attempt to turn the barrel behind before the firelock is raised nearly to a perpendicular, the thin part of the butt will strike the ground, and thereby throw the butt away from its place.

† As *emphasis* is the raising of the voice upon a certain word, or words, in a sentence, so *accent* is the elevation of the voice upon a certain syllable in a word ; which syllable must be louder, or better heard than the rest : as in the word *shoulder*, the voice must be raised on the syllable (*shoul*) which takes the accent ; that is, it must be pronounced louder than the syllable (*der*.)

1.	<i>Fix your Bayonet !</i>	_____	3
2.	<i>Shoulder !</i>	_____	3
3.	<i>Charge your Bayonet !</i>	_____	2
4.	<i>Shoulder !</i>	_____	2
5.	<i>Prime and Load !</i>	_____	10
	1. Upon which you instantly come to a Recover !		
	2. To your priming position !		
	3. Open your Pan !		
	4. Handle your Cartridge !		
	5. Prime !		
	6. Shut your Pan !		
	7. Cast about !		
	8. Load !		
	9. Draw your Rammer !		
	10. Ram and Return !		
6.	<i>Shoulder !</i>	_____	3
7.	<i>As Front Rank, make ready !</i>		1
8.	<i>Present !</i>	_____	1
9.	<i>Fire !</i>	_____	9
	1. Upon which you instantly come to the priming position.		
	2. Half-Cock !		
	3. Handle your Cartridge !		
	And so on, as before.		
10.	<i>Shoulder !</i>	_____	1
11.	<i>As Center Rank, make ready !</i>		1
12.	<i>Present !</i>	_____	1
13.	<i>Fire !</i>	_____	9
14.	<i>Shoulder !</i>	_____	3
15.	<i>As Rear Rank, make ready !</i>		1
16.	<i>Present !</i>	_____	1
17.	<i>Fire !</i>	_____	9
18.	<i>Shoulder !</i>	_____	3
19.	<i>Ranks ! make ready !</i>	_____	1
20.	<i>Present !</i>	_____	1
21.	<i>Fire !</i>	_____	9
	And instantly come to a Recover.		
22.	<i>Charge your Bayonet !</i>	_____	1
23.	<i>Recover your Arms !</i>	_____	1
24.	<i>Half-Cock your Firelock !</i>	_____	1
25.	<i>Shoulder !</i>	_____	2
26.	<i>Shut your Pan !</i>	_____	2
27.	<i>Return your Bayonet !</i>	_____	3
28.	<i>Shoulder !</i>	_____	3
29.	<i>Secure your Firelock !</i>		3
	30. <i>Shoulder !</i>		3


		Number of Motions.
30.	Shoulder ! _____	3
31.	Slope your Firelock ! _____	1
32.	Erect your Firelock ! _____	2
33.	Support your Firelock ! _____	2
34.	Shoulder ! _____	2
35.	Advance your Firelock ! _____	3
36.	Shoulder ! _____	3
37.	Carry your Firelock in your right hand !	2
38.	Shoulder ! _____	2
39.	Order your Firelock ! _____	4
40.	Shoulder ! _____	2
41.	Ground your Firelock ! _____	4
42.	Shoulder ! _____	4

EXPLANATIONS of some figures in plate I. which respect the manual exercise, and were intended to be inserted, but were omitted in their proper places.

Fig. 4. shews the position of the feet when you stand facing full to the front.

Fig. 5. shews the position of the feet when you stand half-faced to the right ; as in charging the bayonet, and in priming and loading from the time you come to the priming position till you perform the 1st motion of shouldering.

Fig. 6. shews the oblique position of the bodies of the men in the three ranks, half-faced to the right, whilst they are priming and loading, and until they perform the first motion of shouldering.



CHAPTER IV.

The OFFICERS' EXERCISE.

THE officers in the militia will doubtless arm themselves with the firelock and bayonet : they may therefore at any time make use of such parts of the manual exercise as suit their convenience. For instance—if they are upon a short march, they may carry their fuses* *advanced*, or *in the right hand* ; and if upon a march of considerable length, they may carry their fuses *shouldered* or *supported* ; and when they stand, may come to the *order*.—But besides the common manual exercise, the following actions may sometimes be found convenient.—Suppose the officers to be standing with their fuses *advanced*, these actions may be performed by the following words of command.

I. *Carry your Fusée in your right hand!* 2 motions.

1. Bear up the cock with your little finger which is under it, by that means bringing forward the muzzle about a foot and a half from the shoulder, meeting the piece there with the left hand, and seizing it just above the tail-pipe ; at that instant quit the right hand and seize the piece somewhere between the tail-pipe and hammer-spring ; near the swell of the stock, if the muzzle is to be carried high ; and about midway between the hammer-spring and tail-pipe, if the muzzle is to be depressed till the piece be almost level.

2. Quit the left hand, and let your right hand sink till your arm is straight ; and if the fusée is not loaded, depress the muzzle at the same time, till the barrel is brought down almost to a level ; but if loaded, keep the muzzle
at

* Fusée is the name usually given to the firelock carried by an officer, being commonly of a lighter kind than that of a soldier. 'Tis so called from *fusil*, the French name for a firelock ; *fusil* signifying *steel*, from which, by a stroke of the flint, fire is produced. A firelock is so called from the lock's producing fire of itself, without the assistance of a match : for formerly muskets had neither flint nor steel ; but were fired with a lighted match ; whence they were called match-locks.

at its elevation, about a foot and a half from the shoulder ; in either case balancing the piece in the manner you find most easy.

II. *Carry your Fusée in your left hand ! 2 motions.*

1. Bring your fusée over to your left side, against the hollow of your left shoulder, with the barrel to the front, and place the two middle fingers of the left hand under the cock, by which the piece is to be supported ; the thumb falls upon the ends of the fingers which support the piece, and the little finger below them. In carrying the fusée over to the left side, you bring it so low down that when the fingers of the left hand are placed under the cock, the left arm may be straight, but without constraint.

2. Throw your right hand down by your side.

III. *Carry your Fusée in your right hand ! 2 motions.*

1. Seize the fusée with the right hand where you quitted it in the 2d motion of explanation 2d.

2. Bring the fusée over to your right side, carrying it in your right hand, in the position of explanation 1st, motion 2d.

IV. *Order your Fusée ! 1 motion.*

Raising the muzzle up, or bringing it in towards the right shoulder, till the piece is about perpendicular, let the fusée slip through the hand till the butt comes to the ground, on the outside of the right toe.

V. *Carry your Fusée in your right hand ! 1 motion.*

Toss up the fusée, and, as it rises, slip down your right hand as far as shall be necessary to balance and carry it with ease ; either with the muzzle elevated if loaded, or depressed nearly to a level if unloaded.

VI. *Advance your Fusée ! 2 motions.*

1. Toss up the fusée a little, and seize it with the left hand just above the tail-pipe ; at the same time quit the
right

right hand, and place it about the lock and guard, as in explanation 35th, motion 2d, of the manual; the piece being brought nearly, or quite upright, with the barrel only five or six inches from the shoulder, and the right arm straight.

2. Quit the left hand, throwing it down by your side, and bring the fusée with your right hand against the hollow of the right shoulder.

VII. *Order your Fusée!* 2 motions.

1. Seize the fusée with your left hand just above the tail-pipe, the left arm (from the hand to the elbow) coming square across the body; at the same time quit the right hand and seize the piece near the tail-pipe, and just under the left hand; in doing which you will naturally bring the piece forward about five or six inches from the shoulder.

2. Quitting the left hand, sink the fusée with your right, till the butt strikes the ground on the outside of the right toe.

VIII. *Ground your Fusée!* 2 motions.

As in explanation 41st, motions 3d and 4th of the manual.

IX. *Take up your Fusée!* 2 motions.

As in explanation 42d, motions 1st and 2d, of the manual.

X. * *Advance your Fusée!* 2 motions.

1. Toss up the fusée directly before the right shoulder as high as when advanced, and seize it with the left hand just above the tail-pipe; at the same time quitting the right hand,

* To *advance*, sometimes means to *elevate* or *raise*, and is properly applied to the action by which the firelock, pike, or other weapon is raised from the order to the position called the *advance*; and doubtless it was the nature of this action (originally performed with the pike) that caused the word *advance* to be given for its forming it. And although in coming to this position from the *shouldered* firelock, you really *depress* instead of *advancing* the piece; yet, as the position is the same as when you advance from the order, -- coming to it from the shoulder is well enough called *advancing* the firelock.

hand, place it about the lock, as in explanation 35th, motion 2d, of the manual; the right arm being straight.

2. Quit the left hand, throwing it down by your side, and bring the piece with your right hand against the hollow of your right shoulder.

N. B. If the Serjeants be armed with the firelock and bayonet, they ought to learn the officers exercise as well as the manual, and use one and the other occasionally, as they shall have need; for which some directions will hereafter be given.

To the directions already given for teaching the exercise, I add this general observation— *That the exercise of the firelock cannot be learned or performed with ease and gracefulness unless a man holds his piece slightly, so that it may have some play in his hands.* Learners are extremely apt to gripe their pieces so hard as to prevent their being brought to many necessary positions without great constraint, and sometimes even a distortion of the limbs. This leads them to think the exercise difficult to learn, and hard to perform: whereas the fault often lies in their grasping the firelock with all their strength: as if that were necessary to support it, or they feared some one would rob them of it: whereas, if they hold the piece loosely in their hands, so that it may, when necessary, turn and slip with freedom, it will naturally come to its proper position, and their hands and arms be at ease.

CE XX 59 CE XX 59
 CE XX 59 X 22
 CE XX 59
 X 22

PART II.

Of the Elements of Evolutions,* and the Principles of Manœuvres. †

CHAPTER I.

Of the names of the several parts of a body of men drawn up in military order; and of the distances of ranks and files.

ARTICLE I.

I. **B**Y the word *Rank*, is meant a number of men ranged side by side in a straight line: and by the word *File*, a number of men ranged in an exact line behind one another, or (in the military phrase) from front to rear. A rank therefore, by being faced to the right or left, may become a file, and in the same manner a file may become a rank, in the true meaning of the words: but they are not always used with precision. Accordingly, when a body of men, drawn up in three or more ranks, are faced to the right or left, and march, one of the flanks leading, (whence they are said to march by the flank) 'tis called *marching by files*; which is not strictly proper, what were files being then become ranks.

II. As battalions were formerly drawn up six, eight, ten, and sometimes twelve deep, † so a file of men signified 6, 8, 10, or 12 men: but now that they are drawn
up

* The word *evolution* signifies an unrolling, or unfolding; and is not inaptly applied to the movement by which a body of men formed into a column or other compound order, is unfolded, and reduced to its simple state of ranks and files, such as that of a company or battalion when first drawn up: but in common speech it also signifies the folding up, or forming into columns, &c. as well as the unfolding or reducing.

† *Manœuvre* is a French word signifying the working of a ship and its tackling: and to *manœuvre* a body of men, is to steer, or lead it, in different directions, to turn it into different shapes, and to make with it a variety of dispositions, answering to all the occasions and necessities of war. 'Tis pronounced by Englishmen as if it were written *manuover*.

‡ Barrille's Young Artillery-Man. p. 5.

up only three deep (that is, in three ranks) a file of men means but three: and as many times three men as there are in a company or battalion thus drawn up, so many files they are said to contain.

III. A rank is distinguished into *right flank*, *left flank*, and *center*: which terms respectively signify sometimes the *outside* of the *right*, and of the *left*, and the *very center* of the rank; and sometimes the parts of, or all those men in the rank which are nearest to one or the other of those places. The foremost or front man in the file is called the *file-leader*. The first or foremost rank is called the *front rank*, the next the *center rank*, and the third the *rear rank*. But when we say *rear ranks* we mean the center rank and rear rank, as they are in the rear of, or behind the front rank; and by *front ranks* we mean the front rank and the center rank, as they are in the front of the rear rank.

IV. To have the exercise well performed, it is very requisite that the ranks and files should be as straight and even as possible. This also is of the most essential importance in action. For in broken, disordered ranks and files the men would be incapable of making an attack or defence. For this reason the greatest attention is to be given, in every part of exercise, to make the men *dress* (that is straighten) their ranks, and *cover* well their file leaders. *Covering* means the placing the men in a file, so as to be exactly behind one another, in a line from the front to the rear; so that they may cover one another when looked at from either.

V. In dressing the ranks of a company or battalion, the men (turning the head) must cast their eyes briskly to the right and left, along their rank, but chiefly to the right, though without stooping; each keeping his body even with the bodies of the other men in the rank, especially those of his right-hand men. The greatest attention is to be given to this, and to accustom the men to do it of themselves at all times, both in exercising, and in the performing of the firings and evolutions.

VI. The number of men contained in a regiment or battalion (for the words are frequently used to mean the same thing; though sometimes a regiment contains two or more battalions) is very indeterminate; amounting some-
times

times to a 1000 men, and sometimes falling short of 500. A regiment on the British establishment is composed of eight companies, besides the company of granadiers. Such a regular battalion is divided into *wings*, *grand-divisions*, *sub-divisions*, and *platoons*. The right half of the battalion is called the *right wing*, and the left half the *left wing*; each wing contains two grand-divisions, besides the granadiers; each grand-division two sub-divisions; and each sub-division two platoons. “A platoon is seldom composed of less than ten files, which are thirty men, or more than sixteen files, which are forty-eight men; because a platoon composed of less than ten files would not be of weight enough to do any considerable execution; and those above sixteen files would be too great a body of men for an officer to manage upon service.”*

Article II. *Of the distances of ranks and files.*

The distances of ranks and files are described by military writers in terms somewhat vague and uncertain.—General Bland says, “In drawing up a battalion for exercise, or a review, the ranks are to be at six ordinary paces distance from one another;” (which is called *open order*) and, “in all wheelings (and so also in the firings) the ranks are to be closed forward to close order, which is to one pace distance.”† In the Norfolk exercise (p. 86.) it is said—“At open order, the ranks are to be at six paces asunder; if at close order, at one pace only, and in marching at two paces.” The word “pace” here is a measure of an undetermined length. In the Norfolk exercise I should suppose it was two feet, that being the length of the common step mentioned page 60. By “ordinary paces” I apprehend is meant such as a man would take in his ordinary walking, that is, of about two feet and a half in length; and in this sense the word pace is used in Saxe’s *Reveries*.‡ By the words—“one pace asunder”—I should think the distance between the bodies of the men in one rank, and the bodies of those in the next rank, was one pace. But this distance of one pace is undoubtedly

* General Bland’s *Treatise*, p. 74. Faucitt’s edition.

† *Treatise*, p. 11.

‡ *English Translation*, Edinburgh Edition, p. 94.

undoubtedly to be measured from the toes of one rank, to the toes of the next rank. The distances of the ranks at open order are to be measured in the same way ; but in this, great exactness is unnecessary ; it being of little consequence whether the ranks are twelve or fifteen feet apart at exercise.

Perhaps the best rule by which to determine the distances of the ranks in close order is this—In wheeling, in marching up to engage an enemy, and in the firings, the ranks are to be as close as possible without crowding and jostling, and without endangering and obstructing one another in handling the firelock.

General Bland says, “In firing, marching, or wheeling, the files must be so close, that the men touch one another with their shoulders.”* In the Norfolk exercise 'tis said “the distance [I should rather say, the space] allowed each man [in the files] in exercising, is nearly two feet for each man ; in marching and wheeling, about twenty-one inches.”—As in handling the firelock 'tis to be kept as near as possible to the body, so the files are to be so close as but just to leave the men room to perform their motions effectually, without obstruction or delay.† In a word—Although the ranks and files are to be as close as possible, yet they are by no means to crowd and press one another, for that must render them useless and inactive. What is the nearest practicable distance of ranks and files will easily be found on experiment ; and the men must learn, by practice and constant attention, at all times to preserve it.

C H A P T E R . II.

Of Facing.

WHEN a body of men are drawn up in order, and you would have them advance straight forward to the front, you need only bid them *march* : but if they are to go to the right, or left, or to the rear, they must first turn themselves round to the right, to the left, or to the

* Treatise, p. 12.

† See preface, p. 14, 15, the regulation of the King of Prussia, and the observations of Marshal Saxe about the distances of ranks and files in close order.

the rear. And this is done in the following manner.

I. If they are to go to the right, give the command—*Face to the right!* upon which they face in two motions.

1. They carry back the right foot, till the hollow of it is behind the left heel, and close to it; and 2, raising the toes a little, they turn round on both heels to the right; and if the heels are then even, and close together (or within half an inch, or an inch of each other, for such trifles are nor to be regarded in practice) 'tis a proof that they were placed right in the first motion.*

II. If they are to go to the left, give the command—*Face to the left!* upon which they face in two motions.

1. They bring the right heel forward to the hollow of the left foot, and close to it; and 2, raising the toes a little, they turn round on both heels to the left. The heels must then be even, and close together, as before.†

III. If they are to go to the rear, give the command, *Face to the right about!* upon which they face in three motions.

1. They carry back the right foot till the hollow of it is close behind the left heel, as in the first motion of facing to the right; 2, raising the toes a little, they turn round by the right on both heels till they face to the rear; and 3, they bring back the right foot, placing the heel close to, and even with the left.‡

“The men must be as quick as possible in the performance of all facings,”§ making only a barely perceptible pause between the motions; and never lift their left heels off from the ground, as the doing that would vary their situation, and break the order of the ranks and files.— But this rule for facing quick is not to take place immediately with raw men: they must first proceed with moderation, and be made to place their feet with exactness and turn round upon *both* heels: presently they will perform the motions allowing only a second of time between them; and

* Plate 1st, fig. 7, shews the position of the feet at the performance of the 1st motion of facing to the right, and fig. 8, the position of the feet at the 2d motion, when faced to the right.

† Fig. 9 shews the 1st, and Fig. 10, the 2d motion of facing to the left.

‡ In fig. 11. *a, a*, represent the feet faced to the front; *b, b*, the feet faced to the right about, at the end of the 2d motion; and at the 3d motion you bring the right foot back to *c*.

§ Regulations for the Prussian Infantry, p. 30.

and by degrees they will learn to face very quick, making but the slightest pause between the motions.

Although in turning quite about, so as to face directly opposite to where they did, the men might do it by going to the *left* about as well as to the *right* about ; yet as the latter fully answers every occasion, 'tis best to adhere to that only. In turning either way, seeing the left heels are kept fast, they come exactly to the same position. The practising both ways therefore can serve no other end than to cause mistakes, jussling and confusion, by some men going about one way and some the other.

In teaching the men to face, it will be best to begin with but a few in a rank. The same rule should be observed in teaching them to turn, and indeed, in every part of the exercise. And after the manual exercise, they may begin to learn the other parts either with or without their firelocks, as shall be thought most advantageous ; though I should prefer the *beginning* without.

C H A P T E R III.

Of Turning.

FACING, as directed in the foregoing artic'le, is used only when the men are standing, or have just halted in order to face, which they were formerly obliged to do, that being the only method of changing the position of each so as to enable the body to march in a different course from that they were before pursuing. But a way is now practised of altering the direction of men on a march, without halting, or losing the step, which is called *Turning* ; and is said to be the invention of the late General Wolfe. It may be thus performed.*

I. When the men are marching, and you would have them march directly the contrary way, give the command — *To the right about !* and, letting them march two or three

* In the Norfolk exercise you are directed to turn to the right about in four steps, advancing at the fifth, and in two steps to the right or left, advancing at the third ; but taking so many steps is altogether unnecessary. — The directions there given for turning are so general as to be scarcely intelligible.

three steps farther, then the word *Turn!* as they strike the right foot to the ground; upon which they advance the left foot beyond the right, as far as if they were still to pursue their march, and set the left foot down, with the toe pointing directly to the right; and as that foot is falling, they raise the right heel, and turn on the right toe till it points the way directly contrary to that in which they were before marching, whereby the right heel will point to the middle of the left foot, being distant from it a foot, or more or less, according to the length of the steps they took in marching, when they received the orders to turn; and as soon as the right foot is brought to this position, they set the right heel on the ground; then lifting up the left foot they advance it before the right, and march on in a direction precisely contrary to that which they pursued before the orders to turn to the right about were given. These directions answer exactly to the slow step: but if you are marching with a quick step, the body may with ease be brought further round at each motion of turning, and the feet also of course. Thus the turning to the right about is performed in the time of taking two steps; advancing the left foot after the word *Turn* is given being the first, and turning on the right toe and setting down the right heel answering to the second step:* and though their bodies are not then turned completely round, yet as they next step off with the left foot, that effects it, and at the same time carries them forward on their march.† This way of turning to the right about is what every man practises, without thinking of it, in his ordinary walk, when going backward and forward in a place somewhat confined, for instance, in crossing the floor of a house.

II. When

* It should be remembered, that if you are marching to the sound of the fife or drum, in *turning* you are to keep time therewith; the left foot (as above mentioned) being advanced in the time of one step, and turning on the right toe and setting down the right heel answering to a second step, the heel being brought to the ground exactly in the time of the tune.

† Plate 1, Fig. 12, shews the manner of turning to the right about if you are stepping slow: the figure *r* dotted is the right foot set down, upon which the word *Turn* is given; *s* is the same foot moved round on its toe, just as *l*, the left foot, is falling to the ground; and the right heel being set down, you then advance the left foot to *m*, and march on. Fig. 13, shews the same thing done if you are stepping with a quick step.

II. When the men are marching one way and you would have them change their direction so as to march to the right of it—give the command—*To the right!*—and, letting them take two or three steps, then the word *Turn!* as they strike the right foot to the ground; upon which they advance the left foot beyond the right (as in turning to the right about) setting it down with the toe pointing obliquely to the right; and instantly raising the right heel and turning on the right toe, they, without setting the heel down, lift up their right foot and step forward, marching to the right of their former direction. Thus they turn to the right in one step; for in taking the second step, which is with the right foot, they not only turn their bodies completely round, but gain ground to the right.

III. *Turning to the left* is just the reverse of turning to the right; only using the words—*To the left!* and *left foot*, instead of—*To the right!* and *right foot*—in the foregoing directions.*

These rules for turning suppose the men to be marching in exact time, to the sound of the fife or drum, all lifting up their feet and setting them down together. But if they cannot march with such exactness, yet they may learn, and to advantage practice, this method of turning.

If the men, whilst stepping on their posts, are ordered to turn, the same words of command may be used, and the men may turn in the same manner, as before mentioned; only not advancing; but each man turning round on his own ground.

C H A P T E R IV.

Of Marching and Wheeling.

A R T I C L E I.

I. **T**HE marching well is of the utmost importance in real service; no attention therefore, nor pains are

* Plate I fig. 14. shows the manner of turning to the right; and fig. 15 the manner of turning to the left. *l* in fig. 14. is the left foot set down, pointing obliquely to the right; *s* the right foot moved round on the toe from *r*, and then (without setting down the heel) advanced to *t*. In fig. 15. *r*, is the right foot set down pointing obliquely to the left; *m*, the left foot turned on its toe from *l*, and then (without setting down the heel) advanced to *n*.

are to be spared in rendering the men as perfect in it as possible : without it indeed they will not deserve the name of soldiers. For should they be arrayed with the utmost exactness, unless they have been accustomed to march, at the same time keeping the ranks and files straight and in good order, they can neither advance towards, nor retreat from an enemy, nor from any new disposition of attack, without falling into confusion : yet one or the other, and sometimes all, of these things are absolutely necessary to be performed in the course of an engagement.

II. In the militia we are apt to lay too much stress upon, and almost to think ourselves disciplined, if we can perform the manual exercise. But that great General, Marshal Saxe, was of a different opinion. He says that the manual exercise is undoubtedly a branch of military discipline necessary to render a soldier steady and dextrous under arms ; but that the principal part of all exercise depends upon the *legs* : and that to the legs we ought to apply ourselves. That is to say, the men should, above all things, be taught and accustomed to march in exact order, and in equal time, lifting up their feet and setting them down together, with perfect regularity. He adds, that whoever does not follow this method, is ignorant of even the first elements of the art of war.

III. I believe it is since the Marshal's death (which was in 1750) that music has been used to regulate a march, the men stepping together to the time of the tune : and an admirable regulator it is. For this, he says, martial sounds were invented, and drums introduced. Marching thus is called marching in cadence, (or equal measure, both as to the time and length of the steps) all the feet falling together. He adds,—It will be no difficulty to prove, that it is impossible to keep the ranks close, or to make a vigorous charge upon an enemy, without it : yet for many ages it seems to have been forgotten. The Prussians appear to be the first who introduced it into modern discipline, taking the hint, probably, from these and other passages in Marshal Saxe's *Reveries*. From hence the kind of step used in marching to the sound of music, is, in the Norfolk exercise, called the Prussian step ; which is performed as directed in the next article.

ARTICLE II. *Of the manner of stepping.*

I. When you lift up the foot carry it forward near, and almost parallel to the ground, (the toe being turned out, and rather pointed downwards than else) till the knee is straight,* when you are to make a momentary pause, but so as to be scarcely perceptible; during which the balance of the body is to be kept back on the leg, that is behind; then setting the advanced foot flat on the ground, (advancing it withal still farther, in bringing it down, and keeping time with the music) step forward in the same manner with the other foot. Care must be taken not to drag forward, in a lifeless, sluggish manner, the foot that is behind; but the instant one foot strikes the ground, spring the other forward briskly, till the knee is straight, that you may be ready, when the music bids, to set your foot to the ground.†

II. This, instead of the Prussian, is usually called the *slow-step*, being performed only to slow-timed music, one step to a second of time; and is used in marching when expedition is not necessary, and the distance you have to go is but small: for at that rate a man would scarcely march two short miles in an hour. For which reason it appears to me less useful, although much more difficult to perform, than the *quick-step*, which is taken in half the time, or two of them in a second; and is the way in which most men naturally walk. I say *most* men, for here and there one has a slouch, or something else disagreeable in his gait, which should carefully be avoided, and in its stead, a firm, manly air assumed in marching.

III. In performing the slow step, the feet when advancing should be carried over a little to the opposite side,
and

* In the present exercise of the army the soldiers in marching are directed "to lift up their feet with stiff knees;" the attempt to do which will sufficiently shew its impracticability. Of course it necessarily must be, and is, totally disregarded. If we had no joints at our knees, the direction would have been proper, but superfluous.

† All this is to be done without stiffness and constraint. "The essential point in the performance of this step, is the carrying the foot constantly forward, with an easy motion, and near the ground, so as always to advance;" which indeed is just what every man, who has any gracefulness in his gait, does in his natural way of walking; provided he is moving with a slow pace; only in *marching* the time is a little more marked, and the toe not at all turned up.

and both set down on the same line, otherwise the body will reel disagreeably. For instance; if you walk on the crack of a floor, at every step you should cover the crack with your heel. The length of this step should, on a plain march, be two feet, or a little more.*

IV. Some have an ill way of performing the quick-step, by taking very short steps, and stamping hard, which occasions their bobbing up and down in a manner quite disagreeable, and at the same time defeats the very design of the step; which is, to enable a body of men to march with great celerity, at the rate of at least four miles an hour; which cannot be done without taking steps of more than two feet and a half in length, or else more than two in a second. And of this length are the steps of most men in their ordinary walking, when they move quick. On some occasions indeed, as in dressing the ranks, or when you have advanced too near the rank or division before you, or too far from that in your rear, it will be proper to take short steps, but then the body should be kept steady; not dancing up and down: and if you are only stepping on your posts, it will be sufficient to raise the heels only, alternately, so keeping the time of the step.

V. Our common fifers are apt to play the slow step too slow, and the quick step too quick; by which in the former there is a great loss of time; and in the latter the men are so hurried and agitated as to be incapable of executing any other command. Both extremes are therefore to be carefully avoided. †

ARTICLE

* In the slow step, as described in the Norfolk exercise, we are directed, when about to shift the balance of the body, to spring forward from the ball of the foot which is behind; but this ever seemed to me to destroy the gracefulness of the step; is by no means necessary; and must, if long continued, be rather fatiguing. The length of this step is there directed to be but two feet; and he must have short legs indeed who cannot reach that without a spring.

† In stepping to music, the time is often lost in the beginning; partly because the men do not all step forward at the same instant; and partly because the fifers frequently begin the tune improperly. There is often, at the beginning of a tune, a short note which serves to introduce it; upon this the fifers are apt to spend too much time: whereas they shou'd just touch it only, so as to be able to sound the first strong, emphatic note (which is at the beginning of the first complete bar) at the same instant that the men, in their first step, strike their feet to the ground.

ARTICLE III. Directions for marching.

I. The men are in all cases, without exception, to begin the march by stepping first with the left foot; for which reason they must not, when standing, bear more weight on that foot than on the other, which some are apt to do, and so lose the time at the very first step, before they can shift the balance of the body; but keep the balance even between both feet, and at the word *March!* instantly step off with the left feet. But they are by no means to raise their feet until the command to march be fully pronounced.

II. At the word *Halt!* they are to stop at once, bringing their feet up even, and their heels close together, in the position described in the manual exercise; and, having dressed their ranks, they are to stand perfectly steady.

III. In marching straight forward, the men are to look to the right, and regulate their steps by their right-hand man, neither advancing before, nor falling behind him; they must just feel the elbows of one another, and their feet be lifted up and set down at the same instant of time, all taking steps exactly of the same length and with the same feet.* But in marching on a large front, for instance, that of a whole battalion, the men must look inwards to the center, and regulate their march by that; for there are placed the colours, the only useful end of which is to regulate the march of the battalion, or body of men, in which they are posted; all therefore should look to the colours, and take the utmost care to keep even with them.

IV. Before the word *March!* is given, the men should be informed whether they are to perform the slow or quick step, by the officer's giving the word *Slow-Step!* or *Quick-Step!* according as he would have them take one or the other.

V. When the men are marching by the slow-step, and you would have them change to the quick-step, give the
word

* Unless the men step with the same feet, they will at one step open, and at the next jolt one another, by the striking together of their shoulders: this will render their marching extremely troublesome to them: to avoid which they will either open their files, or break their ranks: but both these are improper and inconvenient, and in some circumstances may have dangerous consequences.

word *Quick-Step!* and letting them take two or three steps, then give the word *March!* as they set the right foot to the ground; upon which they immediately begin the quick-step with the left foot.

VI. To change from the quick-step to the slow-step is much more difficult, because the body is moving with great velocity. It is thus performed.—Give the word, *Slow-Step!* and after they have taken two or three steps, then the word *March!* as they set the left foot to the ground; upon which they take another quick step with the right foot, planting it strongly on the ground, and throwing their bodies a little back, to check the force of their motion forward, and then begin the slow-step with the left foot. If changing from the quick to the slow-step is thought too difficult to perform, the men may be halted; then giving the word *Slow-Step!* and *March!* they will set off with the slow-step.

VII. The men should first be taught to march with but a few in a rank; whereby they will learn with much more ease and accuracy than if many were instructed at once. When they have made some proficiency, their numbers may be increased.

VIII. Whilst the men are learning to march, they should frequently be halted, and made to dress their rank; then faced to the right, or left, or right about (according to the directions in chap. II) and marched a different way, either to the right, left or rear. When they march with tolerable exactness, instead of halting and facing, they should be practised in turning (according to the directions in chap. III.); after each turning, marching on, and dressing their rank as they march.—And whenever they fail of dressing, the officer should remind them of it, by giving the word *Dress!*—If the rank is much broken after turning, and some have lost the step, it may be best to halt and dress; and then march on.

ARTICLE IV. Of Wheeling.

I. A rank that wheels, is to be considered as an inflexible straight line, moving round upon one of its extremities as a center, and so describing a portion of a circle.

II. It

II. It is evident, that the farther any point in the line is from the center, the greater space it has to run over in the same time, and consequently must move faster in a certain proportion, than those points which are nearer the center. This is the general principle of wheeling.*

ARTICLE V. Of wheeling by single ranks.

I. The whole rank is to step off at the same time, and with the same feet, on the word of command, *march!* being given; and every man is to make an equal number of paces, only his paces must be longer or shorter, in proportion to his distance from the flank which serves as a center. In wheeling to the right, therefore, each man's paces must be longer than those of his right-hand man; in wheeling to the left, they must be longer than those of his left-hand man.

II. The man on the flank which serves as a center, is not to stir that toe, † which is the center upon which the rank is to turn, from the ground. That is to say, the right toe in wheeling to the right, and the left toe in wheeling to the left. For this reason in wheeling to the right, when the men step with the left feet, his left foot is to be lifted up at the same time, and set down again advanced but
a very

* Plate 1. fig. 16. will serve to illustrate this principle. The figure represents the quarter of a circle, of which *c* is the center; from this center are drawn a number of straight lines to the circumference, as *c f*, *c g*, *c b*, &c. Now it appears by inspecting those lines that the farther they proceed from the center, the greater is the distance between them: of course if *c f* be considered as an inflexible straight line (a straight pole for instance) moved round upon its end *c* as a center, then will its other end *f*, in being carried round to *m*, go over a much greater space than the other parts of the line (or pole); as *t*, *s*, *r*, for instance; which being nearer the center will go only from *t* to *n*, from *s* to *o*, and from *r* to *p*: consequently if in stead of a straight line (or pole), you place four men in a rank between *c* and *f*, and order them to wheel to the left (which is a quarter of a circle), or till they come to the line *c m*, all taking an equal number of steps, then, 'tis obvious, the man numbered 4 must take longer steps to arrive at 4 in the line *c m*, than the others to come to their places at 3, 2, and 1; and the different lengths of their steps are shewn by the lines *c g*, *c b* &c. for at their first step they must all bring their toes to the line *c g*, at the second step they toe the line *c b*, at the next the line *c i*, and so on till they all arrive at *c m* at the same time.

† The center man is usually directed to turn upon his *heel*, lifting up his toe:---This is practicable; but stiff and unnatural. 'Tis much more easy to turn upon the *toe*, lifting up the *heel*: for in walking, we naturally lift up the *heel* first, before we stir the *toe*; freely bending the *knee*.

a very little; when they step with the right feet, his right heel only is to be raised, and set down again close to the left heel, the right toe being kept on the ground. Thus he moves round; alternately advancing a little with the left foot, and turning on the right toe: in doing which he bends both knees freely, as if he were walking, and keeps turning his body gradually, so as to come about even with the rank. In wheeling to the left, the same rule is to be observed; only that the left toe is then kept fast; and when the rank lifts the left feet, his left heel is to be raised, and set down again as they set down their left feet.*

III. The whole rank is governed by the flank that wheels. In wheeling, therefore, to the right, every man should look to the left, and regulate his steps by those of his left-hand man; in order not to advance before, or fall behind him, but to bring the rank about even. In the same manner in wheeling to the left, every man is to look to the right, and to regulate his steps by those of his right-hand man. †

IV.

* As each man may, at one time or other, be the center-man, so each should be taught to act as such. For this purpose, having placed six or eight in a rank, give them the word of command---*Wheel to the right! March!* whereupon each man lifts up his left foot and sets it down again, a very little advanced; then he raises his right heel and sets it down close to the left, and so on, each man moving round on his own ground, and all bringing their bodies about together and standing still at the word *Hold!* In this manner they are to wheel to the right, and also to the right about, as often as shall be found necessary. Then teach them to go to the left, by the words of command, *Wheel to the left! March!* At the word *March!* each man lifts up his left heel, and sets it down again in the same place; then advances a little his right foot; then turns on his left toe, raising that heel, and setting it down again close to his right heel; and so on, each moving round on his own ground, and all bringing about their bodies and finishing together. In this manner let them wheel to the left, and also to the left about, as often as is necessary to make them perform readily at all times as center-men.

In learning to wheel as center men, they ought to take at least eight or ten steps in wheeling only to the right or left, and twice as many in wheeling to the right or left about.

† Unless this rule be observed it will be impossible to bring the rank about even. For the center man may come round in an instant; and the man next to him in a step or two: whereas the rest of the men in the rank, who are at some distance from the center, must take a considerable number of steps to perform their wheel. Suppose, for instance, there be ten men in a rank; and that each man takes up two feet of ground; then will the rank be twenty feet long; of course a quarter of a circle described by a line of that length will measure about thirty feet. Consequently the man on the wheeling flank will have to go over 30 feet of ground, while the center man has only to turn on his toe to the right or left, which he is able to

IV. Every man must close towards the center, so as just to feel the man next within him, but by no means to crowd or press him : nor particular care is to be taken, that the men neither open the rank, by edging away to the outside from one another ; nor break it, by crowding in too close to the center. In wheeling, therefore, to the right, you are to feel the right-hand man ; and in wheeling to the left, the left-hand man.

V. Wheeling to the right or left is describing a quarter of a circle. (As if the rank $a c$, should wheel to $d c$, (which would be wheeling to the right) or the rank $b c$, to $d c$, (which would be wheeling to the left.) Wheeling to the right or left about, is describing a half circle. (As if the rank $a c$, should wheel round, and, passing $d c$, keep on till they arrived at the dotted line $b c$, (which would be wheeling to the right about;) or, as if the rank $b c$, should wheel round to the dotted line $a c$, (which would be wheeling to the left about.) See plate I. fig. 17.

VI. In teaching the men to wheel, begin with but a few (as from four to eight) in a rank ; which will make the wheeling easier for them to perform, and any faults may be better remarked and corrected ; when they are tolerably perfect, then add more.

VII. According as you intend to wheel to the right or left, you must caution the right and left-hand men to stand or wheel, and then give the words of command :

*Wheel to the right ! (or left !) March !**

At the word *March !* the whole rank steps off together with the left feet; and wheels to the right, (or left) a quarter of a circle ; observing exactly the directions before given, taking care to step together, and bring the rank about even, the

do in the twinkling of an eye : but the man on the wheeling flank, if he steps a yard at a time, must take ten steps to perform his wheel. As this man therefore cannot move beyond a certain degree of velocity, it will be impossible to bring the rank about even, unless all the other men observe him, coming round as fast, and no faster than he does. 'Tis for this reason that in wheeling the men must always look from the center outwards to the wheeling flank.

* After giving the words for wheeling, you should make a short pause (as of a second or two) that the men may think before they begin to execute what is commanded ; and then give the word *March !* at which (but not before) the men instantly step off.

the man on the wheeling flank taking a full step, or of about two feet and a half long, and the center man turning on his toe. When they have described the quarter of a circle, you give the word

Halt !

On which they at once bring their feet up even with one another, dress their rank, and stand perfectly firm and steady.

VIII. When the men are tolerably perfect in wheeling to the right and to the left, (which should be repeated till they are) ; then give the words :

Wheel to the right (or left) about ! March ! Halt !

At the word *March !* they wheel the half circle, to the right (or left) about ; observing the same rules as before ; and at the word *Halt !* stand fast as before directed.

IX. The men having sufficiently practised this simple wheeling, first in small squads, and afterwards with two or three squads joined together, forming a single rank ; this rank must next be told off into divisions of four, six, or more men in each, according to the number in the whole rank. The right and left-hand men of each division, must be told, *you are the right, you are the left, of the division* : Then, if they are to wheel to the right, the right-hand men are to stand, only turning on their right toes ; the left-hand men, that they wheel.— If to wheel to the left, then the left-hand men are to stand, turning on their left toes, and the right-hand men to wheel : you then give the words :

To the right (or left) Wheel by divisions ! March !

At which all the divisions step off together, with their left feet, and severally wheel a quarter of a circle, and then at the word *Halt !* stand fast as before directed.

They will then be formed into as many ranks as there are divisions, each distant from the other the length of its front.*

X. After wheeling to the right and left as often as need be, let them wheel by divisions to the right and left about,

* Plate 1, fig. 18. represents the divisions wheeled to the right.

about, always forming a rank entire at the finishing of the wheel. To do this you give the words :

To the *right* (or *left*) *about, wheel by divisions ! March !*

At which all the divisions step off as before, and severally wheel to the right or left a half circle ; each taking care to move round as fast as that which is before it, so as to keep the ranks in a uniform direction through every part of the wheel, whereby they may fall into their places all at once, in the rank entire. When they are all come about, they are still to keep moving their feet without advancing, and look to the right (glancing an eye also once or twice to the left) in order to dress the rank ;* when they are dressed, you give the word, *Halt !* and they stand fast.

XI. Wheeling thus by ranks, and then forming a rank entire, is an excellent method of bringing the men to wheel with exactness ; for, if the flank men of each rank, who serve as centers, stir at all out of their proper ground, by not keeping fast the toe they turn upon, the ranks cannot wheel clear of one another, nor fall into their places in the rank entire. And if the ranks do not come about together, it is immediately perceived ; so that when the men are tolerably perfect in doing this, they will find every thing else in wheeling, very easy to them.

XII. The next thing to be taught the men, is wheeling on the center. To do this, you tell the rank into two equal divisions ; and, after having informed the men which division they belong to, you give the words :

Upon the *center, Wheel to the right ! March !*

At the first word of command, the division upon the right, faces to the right about. At the word, *March !* both divisions wheel to the right, keeping the whole rank straight and dressed ; the two men in the center keeping shoulder to shoulder, one of them, to wit, the man on the right of the left division, turning on his right toe. When
the

* This manner of dressing ranks, before they halt, is always to be practised by the men at the finishing of a wheel, when once they have acquired a tolerable notion of marching and wheeling ; and until they attain a habit of doing it of their own accord, it will be proper to give them the word, *Dress !* before you make them halt.

the divisions have wheeled the quarter of a circle, you give the words,

Halt ! Front !

At which the divisions halt ; and at the word, *Front !* the right-hand division faces to the right about, and dresses with the left division.*

XIII. Upon the center, *Wheel to the right about ! March !*
Halt ! Front !

The same as the former, only each division describing a half circle. †

XIV. Upon the center, *Wheel to the left ! March !*

As before, only the division on the left faces to the right about, and the center man who is on the left of the right division turns on his left toe. ‡

Halt ! Front !

The left division faces to the right about, and dresses with the right division. §

XV. Upon the center, *Wheel to the left about ! March !*
Halt ! Front !

As before in wheeling to the left, only describing the half circle. ||

XVI. Wheeling on the center is more difficult than any other wheeling, and in general is badly performed ;
one

* Plate I fig. 19. shows the manner of wheeling on the center to the right.---The row *ab*, of small squares dotted, represents ten men ; of whom the five in the right division, *R*, have faced to the right about at the word, " Upon the center wheel to the right." *L* is the left division, of which the right hand man (represented by the small dotted circle) is to turn upon his right toe, when the divisions wheel. At the word *March !* both divisions wheel to the right: *R*, the right division wheeling round to *S* ; and *L*, the left division wheeling to *M*. So the row *cd*, of small squares, represents the whole rank of ten men wheeled to the right upon the center, and just halcea. At the word *Front !* the right division faces to the right about, and both divisions dress ; and then the whole rank appears as in fig. 20.

† As if the rank of men, *cd* in Plate I fig. 19 instead of halting at *cd* had kept on wheeling, till the flank *c* arrived at *b*, and the flank *d* at *a*.

‡ This is represented in Plate II fig. 1.

§ The whole rank will now appear as in Plate II. fig. 2.

|| As if the rank *cd*, in Plate II. fig. 1 instead of halting at *cd*, had kept on wheeling until the flank *c* arrived at *a*, and the flank *d* at *b*.

one cause of which I take to be this, that as neither division is fixed on to lead, one waits for the other, and aiming to keep even, they only conform to each others blunders, till at length they move at a snail's pace. Another cause is, that as the divisions thus aim at keeping even one with the other, for that end, all the men of one division, instead of looking outwards, are apt to look inwards towards the other division, which makes it impracticable to keep the ranks straight. For a remedy, let the division which does *not* face, be the leading division, to conduct, in all respects, as if it were to wheel by itself, and had no connection with the other; all the men looking from the center outwards to keep their bodies even with the wheeling flank: Then let the man on the wheeling flank of the other division carefully keep himself in a line with the two men who are, one on the right, and the other on the left flank of the leading division; which if he does, and all the men in his division look outwards to him, as they ought to do through the whole wheel, it cannot fail of being well performed. In short, the whole depends on four men, who are those on the flanks of the two divisions; and all the rest should consider themselves, and act, as if they had nothing to do but with their own division.

ARTICLE VI. *Of Marching and Wheeling by single ranks.*

I. When the men, by practising the foregoing methods, are bro't to march and wheel with tolerable regularity; it will be proper to form them into a rank entire, tell them off into divisions of from four to eight men, wheel them to the right or left by those divisions, and in that order, of single ranks, make them march, (each rank keeping its proper distance from the other, that is, the length of its front) and wheel singly, one after another.

II. The ranks must take great care in marching, to keep exactly parallel with one another, and that neither flank be more advanced than the other: they must preserve their distances with all possible exactness: the right flanks of the ranks are to be ranged upon the same line; the right-hand man of each succeeding rank covering exactly
the

the right-hand man in the first or leading rank : and the men in each rank are to keep closed to the right. In wheeling to the left however, the men are to close to the left, according to the direction in article V. section IV. of this chapter.

III. Each rank must wheel exactly on the same ground as the rank preceeding it did ; coming up square to it, and not beginning to wheel, till the flank that is to stand be precisely on the same ground that the standing-flank of the other was, when it wheeled. To make the men do this well, will require a good deal of care and attention ; for they are excessively apt to incline to the outside, when they see the ranks before them wheel ; and begin to wheel long before they come to the proper place ; which has a very bad effect, and destroys all beauty and regularity in marching.* The best way of teaching the men at first, is to make all the ranks halt, as soon as each rank has finished wheeling ; and set them right, placing them in the situation they ought to be in. Then again give the word *March!* upon which the rank that is to wheel, wheels ; and by the time it has finished its wheel, the next rank will have advanced as far as the wheeling ground ; then halt again, set the ranks in order, and give the word *March!* at which the rank that has just finished its wheel marches on, and the next begins to wheel. Proceed thus every time a rank wheels. By this method the men will soon comprehend what they are to do ; and, in a few times practising, will come up square to their ground, and wheel regularly, one after another, without halting.

ARTICLE VII. *Of Marching and Wheeling by Files.*

I. It is not near so difficult to bring men to march with great regularity and harmony by ranks, as it is to make them do it by files ; for in the latter case they are apt neither to step off together, nor keep their distances, but to open from

* See plate II. fig. 3. 4. where the ranks are represented in their proper situations, at the continued double lines *a b, c d, e f, g b* ; and the dotted double lines, *i k, b l*, shew the places to which the ranks (*e f, g b*, for instance) will get, if particular care be not taken to make them keep parallel, and come up square to their ground. And the greater the number of ranks, the farther will the last of them be inclined to the outside, from the proper ground on which they ought to wheel.

from one another considerably in marching a short space ; one reason of which is, that each man looks down, to see when the man before him lifts up his leg, being afraid of hitting him : by which means they lose the time at first, and the error increases the farther they go, and the more men there are in the rank. But another and greater reason is, the extreme difficulty of marching when confined to the small space which each file occupies in close order, and the absolute impracticability of it if the men do not step together with the same feet. The best way is to begin with placing a few men (as from four to eight) in a rank, touching one another, then facing them to the right or left to form a file : and when faced, strictly caution them to look up, observing only one another's heads and shoulders, and to mark with their eyes the distance at which each stands from the man before him, which distance they are to preserve on their march ; and great care must be taken to make them all at the word *march!* lift up their left legs, and step off together ; and to keep the step, and cover one another with great exactness. If they fail in any of these points, they will hit one another, and march so uncomfortably, that, of their own accord (do what you can to prevent it) they will open their files.

II. In a rank prepared to march or wheel, each man will occupy a space of about twenty-one inches ; or at most not above two feet. Face this rank to the right or left, in order to march in file, and each man will of course have the same space of twenty-one inches, or two feet, to march in. But Marshal Saxe declares, * and experience proves, that music alone will enable them to do this ; (and perhaps even that will hardly be sufficient :) for without music they cannot step together ; and unless they step together, with the same feet, they must infallibly open and lose their distance. Indeed when a body of men can march by the flank, to any considerable distance, without losing the step, or opening its files, it may be said they have nearly attained to the greatest possible perfection in marching.

III. If a body of men are formed in three ranks, and you would have them march by either flank, (which is called

* *Reveries*, p. 94.

called marching by files) the ranks must first be closed to close order; and having seen that the files cover with great exactness, then face them to the right or left, according as you would have them march by one flank or the other. But before the word *March!* is given, make them take particular notice of the distance at which they severally stand from the men before them; and also to observe and remember those men who are in the same file with them; for the three men in each file form a rank, and as a rank are to march exactly upon the same line, keeping their bodies even with the man on the right of their file; so that if they march by the right flank, the men in the rear rank will be on the right of each file; and if by the left flank, the men in the front rank will be on the right of each file; and seeing they are guides to the rest, these right-hand men must be particularly careful to keep the step, and not lose their distances.

IV. When a body of men, thus marching by the flank, meet with any turnings in their way, they are to wheel by files.

V. In wheeling by files, the files follow each other as close as possible, making a round corner in wheeling, and not waiting till the preceding file has finished its wheel before the next begins: * though even then it will be difficult to prevent the files opening: for which reason, the leading file, as soon as it has finished its wheel, should shorten its steps, till the whole have wheeled: and for the same reason, those men in the files, who are on the wheeling flanks, should stride as far as they can, so that each file may, in wheeling to the right or left, complete its wheel in three steps, and even less, by which they will be able to advance a little at the third; and then the whole file should lengthen its steps till it has regained the proper distance from the preceding file, which in wheeling 'tis next to impossible to avoid losing.

VI. In ordinary cases, the files may be suffered to open a little that the men may march more freely, each
file

* Plate II fig. 5. shows the manner of wheeling by files, both to the right and left: for if the course of the march be from A to C and so down to B, then at C they wheel to the right; and if they march from B to C and so round to A, then at C they wheel to the left.

file being allowed about two feet and a half or even three feet, to march in : but in performing such evolutions as must sometimes be done, in view of or near an enemy, the files must keep closed, agreeably to the foregoing directions, each file being allowed about twenty-one inches, or at most two feet, to step in ; so that when they come to be faced to the right or left, the files may be close, the men who are in the same rank just touching one another with their arms or elbows. 'Tis, therefore, of the last importance, that the men, by continual practice, be taught to move with celerity in close order, that they may be able to perform, in the face of an enemy, every necessary manœuvre by files which the occasion may demand and circumstances will permit.

VII. When the files are allowed to be open on a march,—before they are faced to the right or left, make them *Close up!* when you give this order, bidding the leading file not to advance, but only keep stepping ; and as soon as the files are properly closed, you make them face. But they are to be cautioned not to close too near, (which the files are apt to do ;) for then they will be crouded when faced.

ARTICLE VIII. *Of the Oblique Step.*

I. Before the men are taught to wheel in three ranks, at close order, it may be convenient to shew them the oblique step ; because those in the rear ranks, at the same time that they wheel, are obliged to incline to the right or left, in order to cover, or keep exactly behind their file leaders ; and the stepping to make this inclination is in some degree like the marching by the oblique step : the other use of it will be mentioned afterwards.

II. The oblique step is performed in the same time and manner, (that is, either by the slow or quick step) as that straight forward ; only that it is made by carrying the feet obliquely to the right or left, the body being kept square to the proper front.

III. If you are to incline to the right, when you step with your left foot, carry it across, setting it down before the right foot, the left toe pointing to the front, and the

left heel directly before the right toe, at a distance from it, greater or less, in proportion to the length of the steps you take in marching; but be careful not to set the left foot down to the right of the right foot, because that will twist round the body, and prevent your keeping it square to the front. When you step with the right foot, you advance it towards the front, and set it down to the right of the left foot, with the toe pointing directly at the object or place to which you are to march. Then you step again with the left foot, as before directed, and then with the right: and so alternately; moving towards the front in a diagonal line, inclining to the right, and keeping the body and shoulders square to your proper front.*

IV. If you are to incline to the left,—when you step with the left foot, point the toe directly at the object or place to which you are to march, advancing the foot to the front, and setting it down to the left of the right foot: then step with the right foot, carrying it across, and setting it down before the left foot, in the manner before directed for the left foot in inclining to the right: and so step alternately; moving towards the front in a diagonal line, inclining to the left, and keeping the body and shoulders square to the front.

V. In marching by the oblique step, in ranks or divisions, particular attention is to be given, that they keep parallel to their proper front; and not advance on the right flank, when they incline to the left; nor on the left, when inclining to the right; as they are exceedingly apt to do, and to make as it were a half wheel:† to prevent this, the men must be taught to look to the right, when they incline to the left; regulating their steps by those of the right-hand man; and to the left, when they incline to the right, regulating their steps by those of the left-hand

* Plate II. fig. 6. shows the manner of inclining to the right. $a c b d$ is a square; the dotted line $c d$ is called a diagonal line, that is, a line passing through the angles, or corners of the square; $l, l, l,$ are the left feet, and $r, r, r,$ the right feet. 'Tis easy to see from hence how to incline to the left; the manner of stepping being the same, only changing the feet.

† As in Plate II. fig. 7. where the rank $a b$, is supposed to be moving to $c d$, by the oblique step. If particular care be not taken, by the time it comes half way, instead of being in a parallel situation, as at $g b$, it will be in the situation $g i$. Note, that if the rank $a b$, inclines to the right, it will go to R ; if to the left, it will go to L .

hand man. Doing this will have a tendency to keep the ranks and divisions parallel, and at the same time bring the body and shoulders square to the front.

VI. Sometimes it will be necessary to incline more, and sometimes less, according as the distance you have to march obliquely is greater or less; in proportion to the distance which you are to advance forward. For if the distance sideways be considerable, and the distance forward but small, then you must step very obliquely; and if the distance forward be large, and the distance sideways but small, then you will step but a little obliquely.

VII. The oblique step is of great use on many occasions, and renders several of the evolutions much more simple and easy; by it you always preserve your front, and avoid wheelings and other motions, which require longer time to compass the same end, and when near an enemy, especially if you are straightened for time, are dangerous to be attempted.

ARTICLE IX. *Of Marching and Wheeling in three Ranks.*

I. All the foregoing directions for marching and wheeling in single ranks, must be attended to in marching and wheeling in three ranks; and the front rank is absolutely governed by the same rules, acting in all respects as if it were a single rank. Particular care should be taken that the front rank marches with the utmost regularity, as it is the guide of the rear ranks; whose chief care should be, to keep the step, preserve their distances, and cover well their file leaders.

II. In advancing up to an enemy, the ranks should march in close order; and therefore the men must practise this a great deal, that they may be able to do it with certainty and ease.

III. On common occasions, when the ranks are at close order, and you bid them *March!* they all begin to step at once; but the rear ranks take shorter steps than the front rank does, until they have opened to about the distance of four feet, measuring from the toes of one rank, to the toes of the next; which will be about double the
distance

distance of ranks in close order.—This distance may properly be called the *marching distance* of ranks.

IV. In teaching the men to wheel with the ranks in close order, the same methods are to be pursued as before directed for wheeling by single ranks.

V. First, to practise them in wheeling to the right and left, and to the right and left about.

VI. Then to form them into two or more divisions, and wheel them by divisions; particularly to the right and left about, so as to form the company at the finishing of each wheel; as directed in Art. V. § X. XI. of this chapter.

VII. In wheeling to the right and right about, the man on the right of the front rank turns on his right toe; and in wheeling to the left and left about, the man on the left of the front rank turns on his left toe: the front rank, as before observed, being to wheel precisely as if it were a rank by itself, unconnected with any other.

VIII. If the front rank wheels regularly, the rear ranks will have nothing to attend to, but to preserve their close order, and cover well their file leaders. To do this indeed will require considerable attention: for the ranks are extremely apt to open on the wheeling flank, and to close too near, so as even to crowd, at the center-flank.*

IX. In wheeling to the right, the rear ranks must incline to the left; and in wheeling to the left, the rear ranks must incline to the right; otherwise they cannot keep exactly behind their file-leaders. And they are to incline in this manner: The two men on the center flank of the center and rear ranks (that is, the two men who cover the center man in the front rank who turns on his toe) step sideways, without advancing a hair's breadth; the next two men move sideways also, but may advance a very little; in the third file from the center flank they move sideways, but advance more than the former, stepping nearly in the manner of the oblique step; in all the other files, the rear ranks step sideways, more or less, in proportion

* Plate II fig 8 shows three closed ranks wheeled to the right; and fig. 9 three closed ranks wheeled to the left. Fig. 10 represents three ranks wheeling to the right, though badly; the rear ranks neither covering their file leaders, nor preserving their distances; but crowding at the center flank *a*, and opening at the wheeling flank *b*. Fig. 11, shows three ranks wheeling to the left in good order.

tion to their distance from the center flank ; using a step similar, in a greater or less degree, to the oblique ; although as you approach the wheeling flank, especially if the ranks are long, the obliquity, or inclination sideways, is hardly perceptible.

X. In marching and wheeling in three ranks, at close order, it will be best to have as many as six files, at least ; otherwise the performance will be difficult to the men ; and if there be but three or four files, they will hardly distinguish between ranks and files, and be in danger of some confusion ; especially if the marching and wheeling are accompanied, or intermixed, with any other motions.

XI. In wheeling upon the center in close order, the rules given Art. V. § XII. &c. of this chapter, for wheeling upon the center in a single rank, are to be strictly observed. The rear ranks of the division which does not face about, are to move exactly as directed in the VIII. and IX. sections of this article ; in order to cover well their file-leader, and preserve their distances. In short, this whole division is to conduct as if it were wheeling by itself, disjoined from the other division. The division which faces to the right about before wheeling, is to govern itself by the other, taking the utmost care to keep its ranks straight and even with the ranks of the division which did not face ; to effect which let the following things be observed.

XII. The two flanks of the divisions which touch one another in the center of the company (or wheeling body) I call *center flanks* (as *c e, n t*, plate II. fig. 12 and 13. being the two center files.) The front man (to wit, the round figure behind *c*) on the center flank of the division which did not face, turns on his toe, as the center on which both divisions wheel. During the whole wheel, these center flanks are to keep shoulder to shoulder.—But as the divisions are faced different ways, if the center flank men on the rear ranks of one division incline to the right or left, in order to keep *behind* their file leaders, the center flank men on the (real) center and rear ranks of the other division must move *contrariwise*, in order to keep *before* their file leaders,*

and

* Plate II fig. 12, represents a company of ten files wheeling on the center to the right ; and fig. 13. the same company wheeling on the center to the left ; R, the right, and L, the left division.

*and the other men in the rear ranks incline the same way with their respective center flank men.†

XIII. When one division is faced to the right about, its rear rank leads, and its center rank and front rank follow after, the whole taking care not to open their files from the center, and keeping the ranks in close order.— And as the rear rank is thus to lead, the man on its wheeling flank (to wit, *b*, plate II. fig. 12 and 13.) should look inward, in order to keep himself in a range with the two flank-men (to wit, *c*, *d*) of the rear rank of the other division. But except the two men (to wit, *a*, *b*) on the wheeling flanks of the two ranks which lead, all the other men in those ranks look outwards from the center.

These directions for wheeling on the center, may perhaps appear somewhat intricate. A more general rule may be given as follows. In wheeling on the center, the body wheeling ought not to exceed a company, or at most thirty files, because of the great difficulty in wheeling of long lines, especially on the center.—The division which does *not* face, is to be a guide to the other; and therefore should wheel with care and exactness; but yet as if it had no sort of connection with the other. The division which *does* face before it wheels, is strictly to attend to, and keep its ranks dressed with the ranks of the other, taking particular care not to separate from it at the center, nor open its ranks at the wheeling flank; and if, notwithstanding, any irregularity takes place, it is to be rectified as soon as the wheel is finished.

XIV. The words of command are the same as for wheeling in a single rank.

Upon

* Although when one division is faced to the right about, its rear rank is then become the front, and so continues during the wheel; yet by front rank and rear ranks, I mean those ranks which are called front rank and rear ranks when the whole company stands faced to its proper front; and by file-leaders, I mean the real file-leaders of the front rank, and not the temporary file-leaders of the rear rank, when it happens to be faced to the right about.

† Plate III. fig. 1. represents a company wheeled on the center to the right; L, the left division, which led, and was to be a guide to the other, having performed its wheel in exact order; but R, the right division, has wheeled badly; the ranks have opened on the wheeling flank, and the men on its center flank, to wit, the file *nr*, have not kept shoulder to shoulder with the men on the center flank *cc*, but opened considerably, because the (true) rear ranks *rr*, *rr*, did not incline to the right. (as they ought, seeing they were wheeling to the right) to keep before their file-leaders.

Upon the *center*, *wheel* to the *right* !

The right-hand division faces to the right about.

March !

Both divisions step off together, and wheel to the right, pursuant to the foregoing directions ; the rear ranks of the left-hand division inclining to the left, and the rear ranks of the right-hand division inclining to the right.

Halt !

Both divisions stand fast.

Front !

The division which faced, comes again to the right about ; and the divisions dress, the right division dressing with the left.

In the same manner they wheel to the right about.

XV. Upon the *center*, *wheel* to the *left* !

The left-hand division faces to the right about.

March !

Both divisions step off together, and wheel to the left, pursuant to the foregoing directions ; the rear ranks of the right-hand division inclining to the right, and the rear ranks of the left-hand division inclining to the left.

Halt !

They stand fast.

Front !

The division which faced, comes again to the right about ; and the divisions dress, the left division dressing with the right.

In the same manner they wheel to the left about.*

ARTICLE

* In the Norfolk exercise, the company is directed to wheel upon the center of the *center* rank ; the rank in each division which is *before* the center rank, inclining to the right, in wheeling to the right ; and to the left, in wheeling to the left ; and the rank in each division which is *behind* the center rank, inclining to the left, in wheeling to the right ; and to the right, in wheeling to the left. But I think it will be found more difficult than to wheel upon the center of the front rank, according to the foregoing directions.

ARTICLE X. Of Marching and Wheeling by Divisions.

I. In marching, the men must be taught to assume a soldier-like air, to hold up their heads, and look to the right; to keep their breasts forward, and their shoulders back; to step together, setting down their feet without stamping; to preserve their ranks even, and not to open their files; and to carry their arms well, agreeably to the directions in the manual exercise, in whatever position the firelock is held, whether shouldered, sloped, supported, advanced, secured, or in the right hand; which several ways of carrying the firelock, may be called the *marching positions* of the firelock.

II. The divisions may march by the slow step or quick-step; unless the distance is considerable; and then they should march by the quick-step.

III. The officer who leads the first division should be careful not to advance too fast, especially if any wheeling intervene in the course of the march; but should then rather shorten his steps, till he supposes all the divisions have wheeled, on account of the delays which are almost unavoidable in wheeling; otherwise the rear divisions will be obliged to take excessive long steps, or to quicken their pace, and even to run, in order to preserve their distances: which, besides the ill appearance of it, would hazard putting them in disorder; and, if there were occasion suddenly to form the company or battalion, they would be quite unprepared to do it.

IV. On common occasions, the ranks of a division must open to marching distance, that is, to about four feet from the toes of one rank to the toes of the next. The officers also are to keep equal distances between their divisions; which distances are not to exceed the extent of their front; reckoning from the front rank of their division to the front rank of the next division. For instance, if a division consists of twelve files, then the extent of its front will be twenty-one feet, allowing twenty-one inches in front to each file; the distance then from the front rank of this division to the front rank of that next before it, should be twenty-one feet.

V. The

V. The officers who lead divisions should frequently look back to see how they march. If there be but one officer at the head of a division, he marches before the center of it; if there be two, they divide the front equally between them; and if there be three officers at the head, the subalterns on the right and left must divide the ground equally between the right and left flank, the Captain being in the center. The officers are to march four moderate paces or about eight feet advanced before the front rank.

VI. The officers are to take care that the right flanks of the divisions cover one another exactly; observing however, in wheeling to the left, that they cover the left flank of the division preceding them.

VII. They are also to be particularly careful when their divisions are to wheel, to make them come up square to the ground upon which they are to wheel, as directed in article VI. § III. of this chapter, for single ranks:

VIII. When a division comes to the ground upon which it is to wheel, if the ranks are at marching distance, the officer commanding it will give the word *Close up!* upon which the front rank men keep moving their feet only, but the rear ranks close briskly up to the front, to close order; the officer then gives the word, *To the right,* (or *left,* if they are to go to the left) *Wheel!* upon which the division wheels; and the instant the wheel is finished, the man on the wheeling flank of the front rank (towards whom all the rest of the rank is looking during the wheel) throws his hand out forwards, as a signal for the division to advance. They advance accordingly, straight forwards, dressing their ranks immediately, as they march, and opening to marching distance, as directed in Article IX. § III. of this chapter.

IX. If the division wheels to the right, as soon as the officer gives the word, *Wheel!* the three ranks must immediately look to the left; (that is, to the wheeling flank;) and when they have wheeled, and the signal is given by the man on the flank, they must at once look to the right, march on and dress.

X. In all wheelings, the Serpeants must look to the flanks to see that the rear ranks keep close up to the front;

and take care at all times, that the men march even and steady, carry their arms well, and open, or keep closed, according to the orders given.

XI. The officers in the rear of a division must wheel along with it, closing up when the rear ranks do, and opening again when the wheel is finished, by shortening their steps a little, till they fall four moderate paces, or about eight feet, behind the rear rank.

XII. When to ease the men on a march, you would have them shift the firelock from one marching position to another ; they are to perform the first motion when they step with the right foot ; the second when they step with the left, and the third (if there be three) when they step again with the right foot. But to perform these motions of the manual exercise on a march, without losing the step, will be difficult, unless the men have been a good deal practised in marching, and can keep the step without much pains.

C H A P T E R V.

Directions for the Exercise of a Company.

ARTICLE I. *Of Sizing and Viewing a Company, and Forming it into Ranks at the Place of Assembly.*

I. **T**HE men being assembled, the Sergeants are to draw them up in a single rank, and size them according to the following directions ; bidding them order their firelocks as they take their places.

II. To size a company in a single rank, begin by placing the tallest man on the right, the next tallest next to him on his left, and so on, in a regular descent from the right, till the shortest man is on the left of all.* Then count the men, from the right, into odd and even numbers, telling the first man on the right he is an *odd* number, the second he is an *even* number, the third *odd*, the fourth *even*, and so on to the left. Then give the words, *Odd Numbers, advance one pace ! March ! †* on which the

* A rank thus sized is represented in plate III. figure 2. in which R is the right, and L the left flank.

† But before this order is given the men should be commanded to shoulder their firelocks.

the odd numbers (1, 3, 5, &c.) step forward one pace with the left feet and halt, bringing up the right feet even with the left. Then give the words, *To the right and left, Face!* upon which the odd numbers face to the right, and the even numbers (2, 4, 6, &c.) face to the left.*— Then give the word, *March!* at which they all step off with the left feet and march, the odd numbers going directly to the right, towards the right-hand man, who is only to keep stepping on his post without advancing: the even numbers march first to the left; but their left-hand man, after stepping one pace to the left, turns to the right, advances one pace, (which brings him into the line of the odd numbers) then turns again to the right, and follows the odd numbers. The rest of the even numbers, when they respectively come to the ground where their left-hand man stood, proceed exactly as he did, turning to the right, advancing one pace, turning again to the right, and following him. But if the number of men to be sized be even, then the left-hand man of the even numbers (who will also in this case be the left-hand man of the rank entire, as first sized from the right to the left) will act as an odd number, stepping forward and facing with the odd numbers, and marching to the right after them. The rest of the even numbers will proceed as before directed. As soon as the whole are again in a rank entire, and properly closed, you bid them *Halt!* and then *Front!* at which word they face to the left to their proper front, and dress. They will now be exactly sized, the tallest men being on the flanks, and the shortest in the center, by a gradual lessening in height from the flanks to the center.†

III. When a company has once learned this manner of sizing, you may proceed more expeditiously, thus.— Having sized the men from the right to the left, and told them off into even and odd numbers; give the words, *Size from the right and left! ‡ March!* At the word
March!

* Plate III. figure 3. represents this movement: O O is the line of odd numbers advanced and faced to the right, and E E the line of even numbers faced to the left: both waiting for the word *March!*

† The rank will now appear as in plate III. fig. 4.

‡ For this command, some have substituted the word *Counter-size!* which is not strictly proper: for as the men stand sized from the right to the left,

March! the odd numbers advance one pace, *turn* to the right, and march towards the right-hand man, who (as before) only keeps stepping on his post; the even numbers *turn* to the left, at the word *March!* lifting up their left feet and stepping off, pointing the left toe to the left, then stepping with the right feet, and so marching to the left; their left-hand man observing the directions before given, either to act as an odd number, or not, as the case requires, and following the odd numbers; the rest of the even numbers, when they respectively come to the ground on which their left-hand man stood, turn to the right, advance one pace, turn again to the right, and follow him. When the whole are again in a rank entire, and closed to a proper distance, so that when faced to the front they will not crowd each other, give the word *Front!* on which they all turn to the left to their proper front; and keep stepping till they are dressed; when you give the word *Halt!* and they stand fast. In this way, a company may size from the right and left in less than a minute.*

IV. The company being sized, the Sergeants (or one of them) will count the number of men, and tell them off
into

to counter-size, would be to size them the contrary way, that is, from the left to the right, and might be done by a simple counter-march: but instead of this, the men must be sized from the right and left to the center. They should therefore rather be ordered to size from the right and left, than to counter-size.

* The sizing a company not only contributes greatly to its good appearance, but even renders the performance of the exercise more easy, both to the officers and men: for as the motions and positions of the soldiers ought then to be perfectly uniform, if they are not so, and one piece is held higher or lower than another, or in a different direction, it must be an error, which will strike the eye at the first glance. The men will also march and wheel with more ease and exactness when they touch those who are about of the same height with themselves. The sizing the men therefore is really of some importance, besides its making the men appear incomparably better; and should be attended to accordingly.

The method of sizing here exhibited will answer perfectly well for any fixed, regular company; but is particularly adapted to a militia, for whom a size roll, as used in the army, would be of little service, on account of the perpetual change of the persons or sizes of the men. These peculiarities in the militia first put me upon contriving some way of sizing them with accuracy, and at the same time with ease and dispatch; and the method occurred to me which I have here described.—It was first published in 1769, whilst the troops were in Boston; and was, I am informed, immediately adopted by one or more of the regiments in sizing the main-guard; which being composed of men taken from every company in the regiment, it is a situation similar to that of the militia, with respect to the continual change of persons.

into six divisions, as equal as may be ;* and then post themselves equally on the right and left of the front rank ; or, if there be but three, two on the right, and one on the left, in a line with the men ; the drummer on the right of the Sergeants who are on the right ; and the fifer on the right of the drummer : and the Corporals are so to be posted in the rank entire, that when the company is formed into ranks, the Corporals may fall on the flanks of the front and rear ranks. † †

V. The

* In telling off a rank into six divisions, the following rule, if observed, will ever bring the tallest men into the front rank, the next tallest into the rear rank and the shortest in the center rank.

If the number of men to be formed into ranks be 12, 18, 24, 30, &c. nothing is to be done but to divide them into six equal parts : and then the two flank divisions will form the front rank, the two divisions next within them the rear rank, and the two center divisions the center rank. But if after dividing the whole number of men by six, there be any left, then these being odd men, are to be added to the divisions thus. If there be only *one* odd man, you are to count off one more to the front rank division on the right than to any of the other divisions : if there be *two* odd men, then tell off the second to the rear-rank division on the left : if *three* count the third to the center-rank divisions : if there be *four* odd men, count *one* to the front-rank division on the right, the *second* to the front-rank division on the left, the *third* to the rear-rank division on the right, the *fourth* to the center-rank divisions : if there be five odd men, then all the divisions will be equal, except the center-rank divisions, to which if the sixth man were added, each division would contain the same number of men.

† I have mentioned only one drummer and one fifer for a company, because they are quite sufficient ; but if there be more, they are to be posted in the same manner. And in this case, considering the very great advantage arising from the fife in marching, I should much prefer two fifers and one drummer, before two drummers and one fifer.

‡ The disposition of officers and non-commissioned officers with regard to their places in a company or battalion, is not an arbitrary thing, but founded on necessity or convenience : necessity (or greatly important use) in marches and battles, and convenience in exercise.

Marshal Saxe (in his treatise concerning Legions, part 3d.) gives a number of principles for drawing up a body of men in order of battle, and putting them in the most advantageous order for their destined use ; among which are the two following :

1. " Great care ought to be taken, that the commanding officer of each corps or body of men, be easily seen and heard, and that he may be able to observe the smallest motions which are made by the officers and soldiers under his command."

2. " That the subaltern officers be equally distributed every where, and that there always be some of them in every place where they can be useful, in all motions or evolutions which the corps performs."

These principles may be applied as well to the ordinary posting of officers at times of exercise, as in order of battle ; for in both cases the disposition ought, as nearly as possible, to be the same : and whatever difference takes place, it should arise from the reason of these principles, namely, the greatest use and advantage.

These

V. The officers will then inspect the men to see that they are properly sized, armed and accoutred; and above all, that their firelocks are *unloaded*. So many fatal accidents have happened in the militia by neglecting this precaution, that it demands the most careful attention of the officers.*

VI. When the officers have made this inspection, and corrected what they find amiss; they will take post, with their fuses advanced, at the distance of five or six paces before the front of the men; the Captain opposite to the center of the whole rank, the Lieutenant near the right flank, and the Ensign near the left flank; all three facing the men.

VII. The

These principles are doubtless indisputable: but the application of them to the militia, is a matter of nice judgment, as well as of great importance: not indeed on account of common exercises; but because the disposition then made should, as was before observed, be, as nearly as possible, the same as for the order of battle; or on a march through an enemy's country. I would not by any means suggest that the disposition proposed in this plan of discipline is the best; but only that I have aimed at a strict conformity to the principles above mentioned; as well in the less important, as in those cases which are of greatest moment.

* This inspection, or examination, may be regularly made by the words of command---*Open your pans!* at which every man brings his right thumb above the hammer, and fore finger under it (but above the flint,) and instantly forces it up; then they throw their right hands down by their sides; performing this action in two motions. The pans being inspected, the Captain orders---*Shut your pans!* which the men perform as directed in the manual exercise. Then---*Search your Arms!* upon which every man brings his firelock to his left side in three motions, as if he were going to fix his bayonet; only instead of the bayonet, he seizes the butt end of the rammer; then instantly draws the rammer, and puts it into the barrel. The officers now passing along the rank (each officer inspecting a part to make dispatch,) the men successively pull out their rammers part way, and let them drop against the breech pin; and if they be of steel, the sound instantly determines whether the pieces be clean and unloaded, or otherwise. With wooden rammers the sound will be much less distinct; but that, joined to an equality of length between the rammer and the barrel of the firelock, may serve to ascertain the same point.

This examination being finished; the Captain will order---*Return your Rammers!* which the men do instantly; then---*Shoulder!* upon which they shoulder in three motions; as in explanation 2d of the manual exercise.

At the same time that the officers inspect the pans, they may see whether the whole lock be in good order, and the flints, or pieces of wood (which the men ought to have at common exercises instead of flints, to prevent the destruction of both flint and steel) are well screwed and fastened in the cock. Also when the rammer is returned, the officers, if they think fit, may order the men to fix and unfix their bayonets, to see that they are well fitted to their pieces, and are clean and bright,

VII. The company is then to be formed into three ranks in the following manner. The Captain being informed by one of the Sergeants what is the number of men, and how they have been divided, will consider whether the divisions are properly made; and if not, will rectify the error: and then inform the two flank divisions that they are to make the front rank; the two divisions next within him, that they are to make the rear rank; and the two divisions in the center, that they are to make the center rank.* The Captain will then give the words, *Form your Ranks in close Order! March!* At the word, *March!* the two divisions on the flanks, and the two center divisions, all step off together with their left feet; the flank divisions make two paces, and halt, and the center divisions one pace, and halt; bringing their feet up square: during this movement the two divisions of the rear rank stand fast. The officer then gives the word,

To the *right* and *left* inwards, *Face! March!*

Upon which the two divisions of the front rank, and those of the rear rank, face inwards; the divisions on the right facing to the left, and those on the left facing to the right; and at the word, *March!* all step off together, and march, till the respective divisions join in the center: and then the officer gives the words,

Halt! Front!

Upon which they stand fast; and at the word *Front!* they all face to the right and left, to their proper front.

* Plate III. fig. 4. exhibits a rank of fifteen men told off into six divisions, the dotted lines marking where the divisions fall; of which *f, f,* are to make the front rank, *r, r,* the rear rank, and *c, c,* the center rank. But it is not material whether the center rank be divided or not, seeing its two parts, if divided, are not to separate from each other.

If two ranks only are to be formed, then the rank entire is to be divided into but four equal parts, of which the two flank divisions will make the front rank, and the two center divisions the rear rank. [Unless, for the greater convenience of *spring* in two ranks standing, the shortest men should be placed in the front, agreeable to General Wolfe's instructions in a certain case;---for then the two center divisions will make the front rank, and the two flank divisions the rear rank.] And in forming into ranks, the divisions for the rear rank stand, and those for the front rank advance one pace, if the ranks are to be formed in close order; and six paces, if they form at open order; then face inwards, march till they join, and face to the front.

front.* During this movement, the center rank stands fast, being already in its right place. The Lieutenant and Ensign face inwards together with the men, and march with the two divisions of the front rank; till the divisions join, and halt when they halt; and at the word, *Front!* face towards the company. One Sergeant remains on the right, and another on the left of the front rank; the other two fall into the rear, posting themselves near the flanks of the company, and four paces behind the rear rank: if there be but three Sergeants, the third falls in the rear, opposite to the center of the company.

VIII. The officers will then see that the ranks dress well, and that the files cover exactly; always evening the files from the right: and if there be one odd man, he is to be on the left of the front rank; if two, the second is to be on the left of the rear rank.

IX. The company is now formed into three ranks; the front rank being composed of the tallest men, the rear rank of those next in size, and the center of the lowest.— And each of those ranks is also sized from the right and left; which is attended with this advantage, that if a number of companies be joined together to form a battalion, all the ranks will appear uniform, and well sized; because the tallest men on the flanks of one company will be properly matched, and agree with the tallest men on the flanks of the companies adjoining.†

X The company being thus formed, the Captain will make the men order their firelocks, (the officers and
Sergeants

* Plate III fig. 5 shows the manner of forming the ranks: *ff*, are the divisions of the front rank advanced two paces: *c c*, the center rank advanced one pace, and *r, r*, the divisions of the rear rank: and the front and rear rank divisions have also faced inwards, and wait for the word *march*; which being given, they march till they join, and at the word *front* they face to the front; and then these ranks appear as is represented by the dotted figures, and the three ranks are completely formed.

† A company thus drawn up, and with the officers posted, will appear as in pl. III. fig. 6. where the officers are four moderate paces, or eight feet, before the front rank, the Captain in the center, the Lieutenant on the right, and the Ensign on the left; the first Sergeant on the right of the front rank (with the drummer and fifer on the right of him,) the second on the left of the front rank the third in the rear of the right division, and the fourth in the rear of the left division; the Sergeants in the rear being four moderate paces from the rear rank. If there be but three Sergeants, the third will be in the rear of the center of the company.

Sergeants ordering *their* arms at the same time,) and cause the roll to be called over, to discover and note the absent men. Which being done, the Captain will order the company to shoulder their firelocks. And as the ranks were formed at close order,* the company may immediately be told off into divisions, and marched to the place of exercise.†

ARTICLE II. *Of Marching off the Company to the Place of Exercise.*

I. There are several methods of marching off a company, and forming it again, when it comes to its ground at

* If the company first draws up at the place of exercise, the ranks may be formed at open order: in which case, the two divisions of the front rank make twelve paces, and those of the center rank six; then face inwards and join, as in forming in close order. The words of command are the same in both cases, except the first of each; in one the command being to *form the ranks in close order*, in the other to *form the ranks in open order*.

† When the ranks are formed in close order, if there be occasion to bring them to open order, they may open forwards or backwards, as suits the ground best.

1. To open forwards, these words are to be given;---

Front ranks! Advance to open order! March!

at which the front and center ranks step off together, with their left feet; the center rank makes five paces and halts, bringing their feet square; the front rank ten, and does the same; both ranks taking care to dress immediately.

2. To close them backwards, the words of command are,

Front ranks! Close to the rear! March!

The front and center ranks face to the right about; and at the word *March!* they step off and close to the rear, (the center rank making five paces, and the front rank ten) and halt, bringing their feet square.

Front!

The two ranks which closed face to the right about and dress.

3. To open backwards, the words of command are,

Rear ranks! to open order! March!

The rear ranks face to the right about; and at the word *March!* they step off together; the center rank makes five paces, and halts, bringing their feet square; and the rear rank ten, and does the same.

Front!

Both ranks face to the right about and dress.

4. To close the rear ranks forwards, the words are,

Rear ranks! Close to the front! March!

At the word *March!* the rear ranks step off together; the center rank makes five paces and halts, bringing their feet square; the rear rank ten, and does the same; both ranks dressing immediately.

5. In closing to the front, or to the rear, the ranks must take care to do it in the proper number of paces; and for that end should lengthen their steps, if they find they are otherwise likely to fall short of perfectly close order.

at the place of exercise, which though they are not all necessary for that single purpose, yet as they may be useful on some other occasions, and will give both the officers and men an insight into the nature of evolutions, it will be of great advantage to practise them. Indeed, when the men are once well grounded in facing, turning, marching and wheeling, in small bodies; and are become attentive to the word of command, so as to execute it readily and without hesitation; whatever is to be done in battalion, will be extremely easy to them; because the movements will differ but little from those they have already practised in their particular companies.

II. When a company is to march off to the place of exercise, the ranks are to be at close order, and the files so near that the men just touch one another's elbows.

III. One of the easiest manners of marching off a company, especially if there be gates or other narrow passages to go through, is to face the whole to the right, and march off by the flank. In this case, the Captain is to march at the head, before the center of the first, or leading file, the Ensign in the center of the front rank, and the Lieutenant in the rear, opposite to the center of the last file; two Sergeants (the first and third) at the head of the first file, covered by the men in the front and rear ranks; one (the fourth) in the center of the rear rank, dressing with the Ensign, and one (the second) in the rear of the last file, covering the front rank. If there be but three Sergeants, then one only will march before the first file on the right, covered by the front rank; and if but two, then one will be before the right-hand man, and the other behind the left-hand man of the front rank. The drummer and fifer are to march two paces behind the Captain, and as many before the Sergeants who are at the head of the first file; the Lieutenant four paces in the rear of the last file; and the Ensign and Sergeants as near the files where they are posted, as the files of men are to one another.*

IV. But in general, a company should be marched off in two equal divisions, if the number of files be even, if not, the odd file goes to the first division: the first, or
right-

* See plate III. fig. 7.

right-hand division, is led by the Captain, the second by the Ensign, and the Lieutenant brings up the rear. The Sergeants post themselves on the flanks of the divisions; the first Sergeant on the right of the first division, the second on the left of the second division, each dressing with the front rank of his division; the third on the left of the first division, and the fourth on the right of the second division, each dressing with the rear rank of his division; and all just touching the flanks, as the files do one another. If there be but three Sergeants, the right flank of the second division is to be without one; and if but two Sergeants, then the left of the first division will also be vacant.*

V. If the company is to march off to the right, the commanding officer gives the words,

Company! To the right, Wheel by divisions! March!

At which both divisions wheel at the same time to the right; and then the commanding officer again giving the word *March!* (or *Advance!*) they march off; as they go, opening their ranks to marching distance.†

VI. In the first drawing up a company, the situation of the ground should be attended to, so as to have no occasion to march off the company to the left: unless it is intended that the left division should lead; in which case, both divisions wheel to the left, and march off, the Lieutenant heading the left division, the Ensign the right division, and the Captain bringing up the rear; and the Sergeants, drummer and fifer, keeping the posts assigned them when marching off to the right. Or the company may face to the left, and march off by the left flank; and in this case the Officers, Sergeants, &c. are to post themselves in the same places as if they marched by the right flank, according to the directions in § III. the Lieutenant being at the head of the left-hand file, and leading, and the Captain bringing up the rear.

VII. If the company is to march straight forward to the front, the commanding officer may give the words,

Company!

* See plate III. fig. 3.

† Plate III. fig. 3. represents the company just wheeled to the right in two divisions, with the Officers, Sergeants, fifer and drummer at their posts, according to the directions in section IV.

Company ! Advance from the right by divisions ! March !

At which both divisions begin to step ; and when the first division has advanced three paces (so as to be clear of the front rank of the second division) the officer commanding the second gives the word, *Incline to the right !** Upon which it follows, marching by the oblique step to the right, till it covers the first division ; and then marches forward after it, upon a signal given by the man on the left flank of the front rank, who is to throw his hand out forward, as in wheeling. Or the officer may give the word, *Advance to the Front !* upon which the division ceases to incline, and moves straight forward.†

VIII. Sometimes a company marching by the flank (or, as it is usually called, by files,) in a narrow lane or passage, may come to a broad way, opening to its front rank :—In this case, if the commanding officer thinks fit, or has already given orders for that purpose, the leading division, as soon as it is clear of the defile, or narrow passage, receives this command from its own officer—*Division, to your Front—Turn !* upon which the division turns to its front, and marches on, the front rank leading. The second division, when it opens full to the broad way, proceeds in the same manner.‡

IX. The directions here given for marching in two divisions, will serve equally for any number, and consequently show the manner of marching off a whole battalion by divisions or companies. If there are more than two divisions, and they are to march to the right or left, all

* LET IT BE REMEMBERED, That as the commanding officer is to give the *general words* of command for the *whole* ; so each particular officer commanding a division is always to give the *proper words* of command, to *face, turn, advance, wheel, incline, or halt* at the proper times when they shall be necessary for his own particular division.

† Plate III fig. 9. shows this movement. The first division B has marched straight forward from A, and the second division D has marched from C, inclining to the right till it has covered the first division.

‡ This movement is represented in plate III. fig. 10. B the first division has opened to the broad way, turned to its front, and marched on. The Ensign has just quitted the right flank of the second division, in order to march at the head of it ; but when he stopped aside he faced his division ; which, not being yet clear of the narrow passage, keeps marching by files till its right flank comes to a a a ; and the Ensign then seeing it opened full to the broad way, gives the word, *Division to your Front—Turn !* upon which the second division turns to its front and follows the first, along the broad way.

all the divisions wheel at the same time to the right or left ; if straight forward, all the additional divisions are to observe precisely the directions before given for the second division, successively following that, as that follows the first.

X. If a company marches in four divisions, the Captain leads the first, and the Ensign the third, the Lieutenant bringing up the rear. The first Sergeant marches on the right of the first division, the second on the left of the fourth division, the third on the right of the second division, and the fourth on the right of the third division, each dressing with the front rank of his division.* In general, the rule is, that the chief, or commanding officer, leads the whole, the second in command brings up the rear, and the others lead and direct the intermediate divisions.

XI. But unless a company consists of as many as four and twenty files, it ought to march in two divisions only, and not in four. Nevertheless, if a defile or gate comes in their way, each division may be subdivided, even though these subdivisions should each contain but four files ; and so march through, forming again as soon as the defile is passed. Or if the passage will not admit of four files, then the company may go through it in double files ; and if two men cannot march a-breast, then in a single file ; each division, as it comes to the narrow pass, filing off from the right. But for this kind of movement more particular directions will be given hereafter.

ARTICLE. III. *Of Drawing up, or Forming the Company at the Place of Exercise.*

I. When a company, or battalion, is drawn up in three continued ranks, and the officers and non-commissioned officers have taken their proper posts, 'tis said to be *formed*. So, after breaking it into pieces or divisions, in order to march, or for any other purpose, the bringing those pieces or divisions together again, uniting them in one straight regular body, is called **FORMING** *the company, or battalion*.

II. There

* When a company or battalion is told off into divisions, those divisions are always numbered from the right ; the right hand division being the *first*, the next to it the *second*, the next to that the *third*, and so on to the left.

II. There are different methods of drawing up, or forming a company on its ground, depending on the different ways in which it comes on to it. If the company has marched by either flank, and the files have opened (as they may on ordinary occasions, according to the direction, chap. IV. art. VII. § VI.) the Captain will give the words,

Files! Close up! March!

The leading file keeps stepping on its post without advancing, the other files close up so near that when faced to their front, they shall be in close order.

N. B. The Ensign and Sergeant in the center of the company, step just out of the ranks that *all* the files may close, the Ensign into the front, the Sergeant into the rear.

Company! To your Front—Turn! Dress! Halt!

At the word, *Turn!* the company turns to its proper front, dresses and halts: The Captain, after the command to close up, proceeds directly to place himself before the center of the company, and gives the words *Dress! Halt!* in their proper time. The Subalterns, Sergeants, &c. turn to the front at the same time with the men; the Lieutenant and Ensign coming into the front, and the Lieutenant going towards the right flank, and the Ensign towards the left flank; taking post (as does the Captain) four moderate paces before the front rank, and facing to the company: the Sergeants on the right and left of the front rank remain there; the other two fall into the rear, four moderate paces from the rear rank, and cover (or range themselves with) the Lieutenant and Ensign, who are in the front: but if there be only one Sergeant in the rear, he is to be behind the center of the company: the drummer and fife march and post themselves directly before the center of the company, twelve paces from the front rank, and face the company.* The Captain will then proceed further, as is directed hereafter, in section XVI.

III. If

* A company in this situation will be exactly represented by plate III. fig. 6. only by taking the drummer and fife from the right flank, and advancing them beyond the Captain, till they are about twelve paces before the front rank.

III. If the company (with the first division leading) comes on to its ground from the left, as soon as the first division is within the length of its front of the right of the ground it is to form upon, the Captain gives the words,

Divisions ! Wheel to the left ! March ! Dress ! Halt !*

At the word *March !* both divisions (which it is supposed the officers have taken care to keep at their due distance) wheel to the left. The Captain then gives them the word, *Dress !* and the divisions dress with one another; but in doing it, all the men are to look to the right (only glancing the eye once or twice to the left) and dress exactly with the right-hand man. When dressed, the Captain gives them the word, *Halt !* and they stand fast. As the divisions wheel, the Sergeants on the inward flanks of the divisions, quit them, that so the divisions may join, and themselves fall into the rear: the Sergeants on the outward flanks (that is, on the right and left of the company) remain there: the other Sergeants, and the Officers, drummer and fifer, post themselves as directed in the former case, section II. †

IV. When a company comes to its ground from the right, the commanding officer, in proper time, will give the word,

Form the Company, to front to your right ! March !

Upon which the first division wheels to the right, and advancing six or eight paces to the front, halts on its ground, and dresses. The second division, as soon as it has passed behind the rear of the first, and is even with its left-hand file, wheels to the right, and joins the left flank of the first, dressing its ranks with it. † §

V. A

* The company is already on the march; but some signal should be given whenever a different movement is ordered, to mark the time when it is to be begun: and this signal is commonly the word *March !* the pause between which and the preceding word of command, gives the men an opportunity to think how to execute what is ordered.

† Plate IV. fig. 1. represents both divisions as actually upon the wheel. It shews also, that the second division must slacken its motion in wheeling, so as not to interfere with the rear rank of the first.

‡ The officers will remember the caution in the note, p. 76, on all occasions to give the words of command necessary for their own particular division.

§ This is represented in plate IV. fig. 2. The first division, after having wheeled from *a* to *b*, advances to *f g*, to give the second, which follows it,

V. A company that comes directly up from the rear, may be formed by the oblique step; the second division inclining to the left, till its right flank is even with the left of the first; and then at the signal, or command from its officer, marching straight forward, and dressing with it. The general command in this case is,

Form the Company to the left! March!

At the word *March!* the second division inclines to the left, as above directed; and the commanding officer, as soon as he has given the general command, makes his own division halt and dress.*

VI. Or the company may be formed to the right by the following command,

Form the Company to the right! † March!

At the word *March!* the first division inclines to the right, and halts when its left flank is in a line with the right flank of the second division, which the officer is to see done before he makes it halt. The second division keeps marching straight forward, till it joins the left of the first division, with which it immediately dresses and halts.‡

VII. Or,

room to pass by its rear. As soon as the front rank of that division is even with the left flank of the first, it wheels from *c* to *d* and advances to *e f*, dressing its ranks with the first. In the plan, the second division has finished its wheel, and the first is just about to halt; the Captain being still at the head of the division, and the drummer and fifer not yet advanced: but the Sergeant on the left, has fallen behind it, to make way for the second division to join the first; and in the following cases he does the same.

* See plate IV. fig. 3. When the first division halts at *a b*, the second inclines to *c c*, and then advances to *d a*, dressing with the first division.

† 'Tis a matter of consequence that words of command should be short, and yet clearly denote the actions or manœuvres to be performed, and distinguish them with certainty from all others. But to do this is sometimes a little difficult. When a company or battalion, marching in divisions, is ordered to form to the right, or left, it may be understood that it is to form *fronting* to the right, or left; but the intention is, that one division should form on the ground where the leading division then is, or *in that range*, and all the other divisions on the right or left of that ground.

‡ This way of forming the company is represented in plate IV. fig. 4. B the first division moved from A; D the second division moved from C; the dotted lines at A and C shewing the situation of the divisions when ordered to form. It must be obvious that it would not have done for the second division to have inclined to the right, to form the company to the right, as in section V. it did to the left, to form the company to the left; because the left division would then lose its place, and become the right division.

VII. Or, to form the company, both divisions may incline.

*Divisions ! To the right and left, Form the Company !
March ! Dress ! Halt !*

Both divisions incline; the first to the right, the second to the left; till their flanks are clear of each other; and then they both march straight forward; * the first division making short steps, and the second long steps, in order to come up and dress with the first. †

VIII. Or, the Captain may order his own division thus:

Division ! To the right—Turn !

Upon which the division turns to the right, and marches by files (taking care not to open them) till its left flank is clear of the right flank of the second division; and then the Captain orders,—*To your front!—Turn !* upon which his division turns to the left, its proper front; then he gives the words, *Dress !—Halt !* The second division marches straight forward and joins the first division, dressing with it as soon as it joins. ‡

IX. In all the methods of forming a company hitherto described (except the first, in section II.) the company has been supposed to have marched off from the right, and to be marching in divisions with the *first*, or *right* hand division leading: It may be convenient to mention the different ways in which it may be formed, if it should march from the *left*, and so be led by the *left* hand division. But these are so much like the former, that it will be sufficient barely to hint at them.

X. If a company marching in divisions, with the left division leading, comes on to its ground from the right: To form the company, the Captain will give the words,

Divisions ! Wheel to the right ! March ! Dress ! Halt !

At

* It will be best on this, and other like occasions, for each officer to give to his division the words, *Advance to the front !* when the men are to cease inclining, and are to march straight forward.

† This way of forming the company is represented in plate IV. fig. 5. B the first division moved from A, D the second moved from C.

‡ This manner of forming is represented in plate IV. fig. 6. B is the first division moved from A, D the second division moved from C, and on the point of joining the first division.

At the word *March* ! both divisions wheel to the right ; then dress ; and at the word *Halt* ! stand fast. ||

XI. If the same company comes on to its ground from the left : the Captain gives the words,

Form the Company, to front to your left ! March !

The leading division wheels to the left, advances six or eight paces, and halts, dressing its ranks. The following (which is the right hand) division marches along in the rear of the former, wheels to the left, advances and dresses with the left division.*

XII. If the same company comes on to its ground from the rear ; it may form several ways. The rear division may incline to the right, and dress on the right of the left division. The words may be these ;—

Form the Company to the right ! March !

The leading division halts, dressing its ranks ; the other inclines to the right, and dresses with the former, and then halts. †

XIII. Or the leading division may incline to the left, and the other march straight forward and dress on the right of it. The words are,

Form the Company to the left ! March ! ‡

XIV. Or both divisions may incline, the leading division to the left, the rear division to the right ; by these words ;—

Divisions ! To the *right* and *left*, *form the Company !*
March ! Dress ! Halt ! §

XV. Or the officer commanding the leading division may order,

Division ! To the left—Turn !

Upon which his division turns and marches by files to the left, till its right flank is clear of the rear division, and then its officer orders—

To your front—Turn ! Upon

|| Plate IV. fig. 7. represents this movement. After so many examples of forming the company, it must be easy to understand this and all the others which follow, without a particular detail : I shall therefore only refer to the plans : in which too, it seemed no longer necessary to mark the places of the officers, or to distinguish the ranks ; but only to mark the different divisions ; A being the first, or right hand division, and B the second, or left hand division.

* See plate IV. fig. 8. † See plate IV. fig. 9. ‡ See plate IV. fig. 10.

§ See plate IV. fig. 11.

Upon which it turns to the right, its proper front, dresses and halts. The rear division marches straight forward, and joins, and dresses with the former. ||

XVI. In which ever way the company is formed, as soon as it begins to form, the drummers are to begin to beat the *Troop*,* continuing it till the officers are at their posts; and when the commanding officer gives the word *Halt!* to his division (or to the whole company, if in a situation to be halted) the drummers march forward till they are about twelve paces before the front rank, taking post opposite to the center of the company, and facing to the right about to it. When the company is forming, the Sergeants on the inward flanks of the company fall into the rear just as the divisions are going to join; placing themselves four moderate paces from the rear rank, and covering the Lieutenant and Ensign in the front; but if there be only one Sergeant in the rear, he will post himself behind the center of the company, at the same distance of four paces from the rear rank; the other two Sergeants are to remain on the flanks of the front rank. The Lieutenant and Ensign, when they come up, post themselves, the Lieutenant on the right, and the Ensign on the left, towards the flanks of the company, four paces advanced before the front rank, and facing the men: the Captain posts himself before the center, at the same distance from the front rank.

XVII. When the officers have seen that the men dress well, and the files cover as they should do; the Captain will give the word,

Rear ranks! To open order! March!

The rear ranks and the Sergeants in the rear, face to the right about; and at the word *March!* step off, opening to their proper distances; the Sergeants taking ten steps as well as the rear rank, in order to preserve their proper distance from it. At the word *Front!* the Sergeants and rear ranks face to the right about.

XVIII. The Captain will then give a signal to the officers, or else the word, *Officers! Take your posts of exercise!*

|| See plate IV. fig. 12.

* The *Troop* is otherwise called the *Assembly*; and is used when the disjoined parts of a company, or battalion, are to assemble and unite together; as well as on other occasions.

exercise ! Upon which he faces to the right about, and advances till he is about twelve paces before the front rank, and turning, comes again to the right about ; the drummer and fife being then posted on his right. The Lieut. and Ensign fall in on the flanks of the front rank, the Lieutenant on the right, and the Ensign on the left, turning to the right about, and dressing with the front rank ; the Sergeants on the flanks of the front rank face to the right about and march to the flanks of the rear rank ; then again face, or turn, to the right about and dress with that rank, covering the Lieutenant and the Ensign ; the other two Sergeants remain in the rear. When the Captain sees that the Subalterns and Sergeants are at their posts, he will order his fusée, and the Subalterns and Sergeants are to order theirs at the same time, observing the Captain, and performing the motions together with him.

XIX. In this situation, the Captain, or commanding officer, will make the company go through the manual exercise, and such part of the firings, as he shall think proper. But before they begin the firings, the rear ranks are to be closed to the front, to close order ; the Lieutenant, Ensign and Sergeants keeping the posts already assigned them in section XVIII ; the Sergeants on the flanks closing up with the rear rank, and those in the rear following the rear rank, so as to keep four moderate paces from it.* He will also practise them in facing, turning, marching, both straight forward, and by the oblique step, and wheeling ; and in the various methods of marching off, and forming the company as before directed. When they have done as much of these things as shall be sufficient, or the time will permit ; he will march them back to the place of assembly, (if convenient,) in one or other of the methods described for marching off a company, and there draw them up : and if they are to be detained any time, will bid them order their firelocks. And when the cause of their detention ceases ; and he has given what orders and directions are needful ; he will command them to shoulder, and support their firelocks ; and then dismiss them, verbally, or with the ruffle of a drum.

P A R T III.

* The company is represented in close order for the firings in plate V. fig. 2

PART III.

OF FORMING a BATTALION, AND OF THE FIRINGS and MANOEUVRES,

THE former parts of this work exhibit *the SIMPLE rudiments of the military art*. These rudiments a person who has been a little conversant with the best books on the subject, and had *some* experience, though only in the militia, might venture to describe and teach. As one who is but an indifferent, or bad reader, may instruct another in *the elements of language*; tell him the names of the letters; how to combine those letters to form syllables; and of those syllables to make words.—But what follows requires other talents than these. To determine what is the best form and disposition of a battalion, or other body of men, for action; and what firings and Manœuvres are necessary, useful and *practicable*, and how they may to most advantage be performed; demands ability, knowledge and experience.—I own myself unequal to the task.—Nevertheless, seeing my countrymen in general, with regard to knowledge and experience, are happily (yes, let me call it a *happiness* that hitherto we have had small occasion to study the arts destined for the destruction of the human race, and by which such multitudes of our brethren of mankind, in other parts of the globe, are continually made miserable)—seeing, I say, my countrymen in general, with regard to knowledge and experience in *regular war*, are happily in a situation not unlike my own: I here present them such a plan for drawing up and forming a body of soldiers, for their firings and manœuvres, as I would myself pursue, were I to instruct them in those important, essential branches of the art of war. In forming this plan, I have consulted the best authorities I could obtain; but at the same time (as heretofore) declare freely my own opinion, though differing from those authorities.

But

But where this opinion shall appear reasonable, and well grounded,—for the benefit of the militia, I could wish it may be attended to ; where it is otherwise, I shall be glad to be corrected, and taught something better and more useful.

C H A P T E R I.

*Directions for the assembling and forming a
BATTALION, by Companies, at the Place of
Exercise.*

I. **B**EFORE a body of men can perform any regular firings and manœuvres, they must be drawn up in exact order, and their officers distributed among them in the places where they can be most useful. To do this in the best manner, I have already remarked, is a matter of great importance, but of some difficulty, especially in the militia, where the companies and regiments contain such unequal numbers. Even among troops regularly established, there is a diversity in the manner of drawing up and forming them for action ; arising from the different opinions of military men about this point. However, the most simple and natural seems to be that now practised by the British troops : and if the regiments of militia were composed of the like number of companies with them, they might be formed and divided in the same manner. In this case every battalion would contain eight companies, besides a company of grenadiers. But in the *divisions* of a battalion, the eight companies only are included ; the grenadiers being considered, in some sort, as an independent body, and frequently detached from the battalion, especially in important and arduous enterprizes, where the greatest valour and force are required. The eight companies then are combined to form the battalion ; the battalion, divided at the center, forms two wings ; the wings alike divided form four grand-divisions ; the grand-divisions divided form eight sub-divisions ; and the sub-divisions divided make sixteen platoons. So that half a company is a platoon, a company a sub-division, two companies a grand-division, four

four companies a wing, and eight companies a battalion, as above mentioned. The company of grenadiers, when acting in conjunction with the battalion, is usually divided into two platoons, of which, one remains on the right, and the other goes to the left of the battalion, in order to cover its flanks, that the battalion men, while closely engaged in front, may not have their otherwise defenceless sides (or flanks) exposed to the sudden attacks of the enemy, which might bring inevitable ruin to the whole battalion. Sometimes a battalion has a select company of men, whose cloaths, arms and accoutrements are lighter and less cumbersome than those of common battalion men (whence they are called *light infantry*;) in which case, I take it, such select company covers the *left* flank of the battalion, and the company of grenadiers remains entire. Sometimes too, I believe (if there be no light infantry) instead of dividing the grenadiers (especially if their company be small) a company extraordinary is formed to cover the left flank, composed of men detached from each company of the battalion, after the manner of the guard called the *piquet* guard, and (if I mistake not) is called the *piquet*.

II. Besides that the combination and division of a British battalion is extremely natural and easy, there is one regulation respecting it, which must be of very great advantage: it is this—That the officers are to remain with their own companies.—This agrees with the orders given by General Wolfe to his regiment in 1755, when England was apprehensive of an invasion from France; and with the plan proposed by Marshal Saxe in forming his legions. 'Tis a regulation so natural, reasonable, and evidently useful, that it seems strange a practice contrary to it should ever have existed. But this regulation, so highly advantageous in the *army*, in the *militia* is *essential*. For with what resolution or confidence can it be supposed men would fight, under the immediate command of officers, whose persons, and even names perhaps, at least whose abilities, knowledge and valour are to them unknown?—Besides, every one who has been in danger, or only absent, for some time, especially if at a considerable distance from his friends and acquaintances, knows what support and animation their bare presence has given him.

And

And none of us can be ignorant how readily, how *eagerly*, most men take part in the contests and quarrels of their companions ; and how willing they are (if not to lay down their lives, at least) to fight for a friend.*

III. When a battalion, or other body of men are drawn up in a certain order of battle, as the best, that order should ever be observed, or as little altered as possible. This Marshal Saxe lays down as a fundamental principle ; and gives this reason for it ; that thereby “ every body may be the better instructed in the different motions they are to make according to the different circumstances.” For if the order of battle be altered, it will be necessary to vary the manœuvres, which must greatly embarrass and perplex both officers and men. Indeed when it is once agreed what order of battle is the most advantageous, that reason alone (that it is the most advantageous) should, in general, render it unalterable.

IV. The foregoing observations may lead to a conclusion upon what is the best order of forming the militia for action. And I would propose—

1. That every company, whether large or small, should always be told off into, and make two platoons ; and that whenever any thing is to be performed by half companies, they should be addressed by the term *platoons*.

2. That seeing the regiments differ so widely in the number of companies which compose them, whereby an equal combination of the companies to form grand divisions and wings by a regular multiplication of even numbers, or doubling, is in many cases impracticable ; all actions and manœuvres should be performed, as much as possible, by companies or platoons : for which there is this further reason, that movements by small bodies are perfectly adapted to the nature of our country, filled as it is with
woods

* In page 77, I transcribed from Saxe's treatise concerning Legions, two of his principles for drawing up a body of men in order of battle : his next principle is---“ That those men who encamp and mess together, be drawn up together in action ; because, being thereby more intimate, and more closely connected with one another, there will be a greater inducement for them to support and assist each other reciprocally. Besides, they will be more afraid of incurring the reproaches and flurs that would always be against them, should they behave improperly.”

“ Iron sharpeneth iron ; so a man sharpeneth the countenance of his friend.”
SOLOMON.

woods and inclosures ; which, on the other hand, must render manœuvring in large bodies extremely difficult, and in multitudes of instances quite impracticable. But,

3. That when companies *are* combined, *two* should *forever* make a *grand-division* ; not only to prevent the perplexity and confusion which changes in the formation of the militia may produce ; but because a battalion divided into larger bodies than such grand-divisions would generally manœuvre to less advantage, and more slowly in proportion to the increased largeness of the divisions.

4. Notwithstanding by the third rule a regiment, or battalion, may chance to contain more or fewer than four grand-divisions, yet this inequality will make no difficulty in the next higher division of it ; for a battalion divided at the center, will always form *two* WINGS, whether those wings contain three, four, five, six or seven companies each. As in the regular British establishment, when the grenadiers act with the battalion, each wing contains four companies and a half. But as a remedy in part for the inequalities in the companies and battalions of militia, I would propose,

5. That where a regiment or battalion consists of odd numbers, as five, seven, nine, eleven or thirteen companies, the *largest* should be the *odd company*, and be divided into two platoons, to act as grenadiers, and cover the flanks of the battalion. That if a battalion contains four, six, or eight companies, and those companies are unequal in their numbers of men ; so many be taken from each as to reduce all to the same number of men the smallest company contains ; and if these supernumeraries should not amount to a number sufficient to form one platoon in the battalion or four companies, and two platoons in the battalions of six and of eight companies, that then there be an equal draught from each company to complete such platoon, or platoons ; who are to act as grenadiers. That if a regiment contains ten companies, the two smallest should supply the places of grenadiers, and be posted, one on the right, and the other on the left flank of the battalion.

6. That the order in which the companies of every battalion are to draw up, be determined and fixed, and

which company (if there be an odd one) is to act as grenadiers, to cover the flanks of the battalion. And this company, when fixed, may be called *Rangers*, from whom every man who is not alert, vigorous, and a good marksman, should be excluded, and serve in some other company, or not at all, rather than be retained among the rangers. The supernumeraries and draughted men before mentioned, should likewise be called rangers, and chosen with a particular attention to the qualities requisite therefor. Such rangers will suit the *American* service as well as grenadiers. In appointing officers for the rangers, especial care should be taken that they be men adapted to their peculiar services.

7. That no more colours be used in a battalion than are requisite to answer the end of colours; which is, to preserve the men in order, in marches and engagements, and to serve as marks by which they may rally when broken. Two, if placed, as they commonly are, in the center of the battalion, are as good as a dozen.* As the colours,

* In the preface I just hinted the opinion of Marshal Saxe---“That in placing the colours in the center of a battalion they scarce serve at all the purpose for which they were designed.” His sentiments at length I doubt not will be acceptable to the reader; and possibly may suggest to some one a more useful disposition of the colours than is now practised.

He observes that formerly whilst pikes were in use, a battalion of six hundred men drawn up in four ranks was formed in three divisions, the two flank divisions of musketeers, and the center of pikemen; that there was a small interval between the divisions; and that each division marched and made its manœuvres by itself, as if it were an entire battalion, each division having (as he supposes) a colour placed in its center; “by means whereof it was easy for every soldier, in an engagement or disorder, to know his place again; because every division consisting only of two hundred men, drawn up in four ranks, had but fifty men in front; and thus it was extremely easy for a soldier to know at what distance he was off from his colour; it could rarely happen that he should have lost view of it, but at the first sight he could know again his rank and file. Every one of these divisions made (as may be said) a battalion, which rendered the manœuvre more distinct, and the command more easy.”---“These divisions had small intervals between them; and, by means of this disposition, any one of the three could be broken, and rally, without causing the least confusion in the two others.” Afterwards when pikes were laid aside, and the musket became the sole weapon of the infantry, there was no longer any distinction in the battalions; “they have since made but one body, which, it has been thought, ought not to be separated in order of battle, and is made to march and make its manœuvres as formerly a single division did. The battalions often, at the end of the campaign, have been reduced to the third part of the number of their men; and this undoubtedly is the reason why it has been found expedient to join the three colours

colours, for the ends just mentioned, are of great importance, in *regular* action especially, it is proper a few files of men, not exceeding six, should be selected, whose particular charge should be to guard and defend them.— These men are usually called the *colour reserve*. And if after the arrangement here proposed, there should remain any differences between the companies, as to the number of men they contain, then the colour reserve may be composed of those differences; otherwise of a proper number of men taken from each company.

V. Seeing

colours and place them in the center. But, in this disposition, they scarce serve at all the purpose they were designed for; which is, that they should be a point of view and rallying to the whole body of men that own them.---- For, supposing our battalions to have an hundred and fifty men in front, it often happens, in passing a wood, hedges or thickets, and evn. when a battalion fires much, that the soldiers on the right and left quite lose sight of their colours: if they are broke, they know not on which side to rally; and if they are marching forward, they incline either to the right or the left, because they know not how far distant they are from the colours. On rallying a battalion there is a necessity that those of the right and left wait, till such as are nearest the center be drawn up; because the great distance that is between them and the colours prevents their knowing at the first glance where their company is to form. Besides, it is very difficult that an hundred and fifty men, without any interval, especially when they must march close, can move without floating; [that is, making a waving, irregular line.] This obliges them to march very slow; and the battalions likewise have too often several of their men pressed out, and are thereby broken. There is no other remedy for preventing this accident than by halting; and if this happens in presence of the enemy, the men run a great risk of being beaten: the soldier finds himself out of his rank, and out of sight of his officer, and can thereby much easier conceal himself, or run away. To avoid these inconveniencies, the cavalry are drawn up by squadrons, [each squadron consisting only of three troops of horse,] without which, it would be impossible to march properly." *Treatise concerning Legions, part I.*

These reasons for altering the usual disposition of the colours appear to me cogent, and indeed unanswerable. Nevertheless, it seems they have produced no change in the European armies; but the colours are still placed in the center of the battalion; even among the Prussians, where each battalion company of 130 men, including officers, (five of which companies, with a company of 9 coadjers, make a battalion) has its colour, which is carried, not by the Ensign, but by a non-commissioned officer, called a *colour-bearer*. I will not therefore presume to form the battalion upon any other plan; but only remark,---that if it should ever be thought best to separate the colours in the battalions of militia, one might perhaps be placed to advantage in the center of each grand-division, that is, between the two companies which compose it; each grand-division to follow, and be governed by their own colour; which would be a sure guide, and always easy to be seen, as the front of each grand-division, drawn up in three ranks, would seldom exceed fifty men.--- Thus in a Roman legion, consisting of about 4000 men, there were thirty manipuli, or companies, each containing about 130 men, and having an Ensign, or colour, of their own.

V. Seeing the number of colours in the militia is so great, (every company having one) they must be an incumbrance, when a whole battalion is assembled ; for when the Captain and Lieutenant are posted in the front rank to command the platoons of each company, the Ensign will be needed in the rear, where he may do good service ; but none at all in the center of the battalion, carrying a superfluous colour : and so long as the colours are placed together in the center, all above two must be superfluous and useless ; nay worse than useless, by depriving each company of a necessary officer. In all battalion musters, therefore, I presume the colours will be reduced to two. And these two may be lodged with the Colonel and Lieutenant Colonel, or, when more convenient, with the Captains of the two eldest companies of the battalion ; by which companies they should always be brought into the field, that half the day may not be spent in that useless piece of vanity and idle parade, called
*—The sending for the colours.**

VI. When

* The sending for, and lodging the colours is usually performed with a deal of pompous ceremony, as if some divinity attended them ; and who might be rendered propitious by the solemn pageantry. In the Prussian armies, on certain occasions, the soldiers prefer their arms, the drummers beat a march, and the officers face about and pull off their hats, as the colours pass by.---
 " This ceremony is ordered with an intent to inspire the officers, non-commissioned officers and soldiers, with a respect and love for those colours, to which their allegiance is bound by oath." [See regulations for the Prussian Infantry, p. 23.] Marshal Saxe (in his Reveries, p. 102.) says---" The men must be taught to think it a matter of conscience, and an indispensable obligation, never to forsake their colours : they are to be looked upon as THINGS SACRED, and regarded with a respect inviolable. It is necessary, therefore, in order to produce this effect, that they should always be attended with great form and solemnity." In a note in the same page it is said,---
 " The religious care which the Roman soldiers took of their ensigns or standards, was extraordinary. They worshipped them, swore by them, and incurred certain death if they lost them."---The Romans also worshipped stocks and stones, and all the host of heaven. They believed too, that their crafty priests and diviners could tell by the flight and chirping of birds, the entrails of beasts, and the eating of the holy chickens, whether their Generals should be discomfited, or return triumphant with their victorious legions.---
 The Marshal wrote his Reveries for Frenchmen, and other wretched Europeans, the ignorant, and therefore superstitious, bigotted slaves of despotic kings and wicked priests. And men who believe that plain bread and wine is, by the pious juggling of such priests, changed into real flesh and blood ; and that the images and relics (the rotten teeth for instance) of the saints are to be had in honour and veneration ; may be persuaded to believe that an iron staff with a lilken rag fluttering at the end of it, is also sacred, and to be

VI. When orders are given to muster a regiment or battalion for exercise, or on any other occasion, the officers may assemble their companies, size, inspect and form them; and then march them off to the general rendezvous, according to the directions in part II. chapter V.* But if the battalion is to be formed on the plan here proposed; the Captains will before-hand make returns to the field officers of the number of training soldiers in their respective companies, and who are fittest for rangers. The field officers will then determine how the battalion is to be formed; and what companies, company, supernumeraries, and detached men, (as the case may be) are to be rangers; and give orders accordingly to the several Captains. If two companies, or one entire company, are to be rangers, they

be regarded with a respect inviolable. As for the Prussian ceremony of nailing on and swearing to their colours, it savours strongly of legerdemain. It seems indeed not unnatural that the soldiers should be made to swear that they will continue firm to their colours, and resolutely maintain them; for as the greater part of the Prussian troops are foreigners, † they have to defend their colours only, not their country---perhaps are fighting against it. But the delusive arts made use of to wheedle them into submission, and a subserviency to the views of their ambitious conqueror, are beneath the dignity of English freemen; to whom the formal, ceremonious expedients of the illustrious Saxe and the Prussian Monarch, will appear shadowy and vain, compared with the sentiments of the immortal WOLFE. "Neither officer, non-commissioned officer, or soldier, (says he) is to leave his platoon or abandon the colours for a slight wound; while a man is able to do his DUTY, and can stand and hold his arms, it is infamous to retire." And a little afterwards he gives the following order---"The death of an officer commanding a company or platoon shall be no excuse for the confusion or misbehaviour of that platoon; for while there is an officer or non-commissioned officer left alive to command, no man is to abandon his colours and BETRAY HIS COUNTRY." Here we are presented with sensible, substantial reasons why it is infamous for an English soldier to retire and abandon his colours; because thereby he will neglect his duty, and BETRAY HIS COUNTRY. But to treat the colours with great form and solemnity, to pay a sacred regard to, and worship them, has as much sense in it, as for a mariner to fall prostrate on his vessel's deck, and reverence and worship the land-mark by which he steers his course into the desired haven. Colours are the soldier's land-mark in the day of battle, by which he is to govern and direct his motions. If the land-mark be unheeded and deserted,---the mariner shatters his vessel on the rocks---the soldier betrays his country.

* The officers, in marching off their companies, may carry their fusées in any of the ways mentioned in the manual and officers exercise, and the Sergeants will carry theirs in the same manner, conforming to their officers.

† One of the King of Prussia's orders about recruiting is this---"The Generals of regiments shall take care, that every company is composed of two thirds foreigners, and but one third Prussians." Regulations for the Prussian Infantry, p. XI. ch. V.

they will march to the general rendezvous in the same manner with the other companies. But if the rangers are to be composed of supernumeraries and detached men ; then the Captains will place them on the right of their respective companies, in marching to the place where the battalion is to form.

VII. When the companies are assembled at the parade, or place where they are to form in battalion,—they may draw up in the following order : the first and second companies in the center ; the first on the right of the center, the second on the left, with an interval between them large enough to admit the colours and their reserve ; the third company on the right of the battalion ; the fourth on the left of the battalion ; the fifth on the left of the third ; the sixth on the right of the fourth ; and so on, the odd numbers on the right, and the even numbers on the left ; according to seniority of companies ; the two youngest companies forming on the flanks of the two center companies. As in the following table ; supposing the number of companies to be eight, they will stand in this order :

4	6	8	2	1	7	5	3
---	---	---	---	---	---	---	---

If there be two spare companies, one to cover each flank, they should at first draw up on the flanks of the battalion, to avoid losing any time by an after movement : and if an odd company is to be divided into two platoons, for covering the flanks, each platoon marches at first to the flank to which it is appointed, the right platoon to the right, and the left platoon to the left.

VIII. When each company comes up to its ground, the files and drummers march forward, the latter beating the troop, about 12 paces beyond where the front rank is to draw up, and opposite to the center of their company, then face to the right about and continue to beat till the officers are at their posts, when they are to cease. One Sergeant remains on the right of each platoon (or half-company) on the right, and one on the left of each platoon on the left, (in order to preserve an interval of two feet between each company and platoon) dressing with the front rank. The other Sergeants fall into the rear

rear of their respective companies, according to the directions in chap. V. art. III. § XVI. The officers also post themselves as directed in the same section ; and the Captain causes the rear ranks to take their proper distances at open order.

IX. After the officers have seen that the files cover well, and that the ranks are straight ; the Captain gives a sign to the subalterns, and they all face to the right about together, to their proper front, ordering their fusées as they face ; and the Sergeants order theirs at the same time.*

C H A P T E R II.

The MANNER of forming the BATTALION to be REVIEWED.

THE companies being thus drawn up, the Major (or Adjutant) will appoint the men who are to form the colour reserve ; and then give the word,
Form the Battalion !

Upon which the men for the colour reserve face inwards towards the center of the battalion, and the rangers (if there be any in the ranks) face towards that flank of the battalion on which they are to form ; all the companies face inwards towards the center, the companies on the right facing to the left, and those on the left facing to the right ; the Officers and Sergeants face the same way with the companies and men whom they are to command ; †
the

* In whatever manner the Officers and Sergeants carry their fusées on the march, when they come to the ground on which they are to form, they should carry their fusées advanced. And whenever they come to the order, or from the order to the advance, in facing, they are to perform the motions with the motions of facing, if it be only to the right or left ; but if they face to the right about, then they perform the first motion with the fusée with the first motion of facing, and the second motion with the fusée with the third motion of facing ; doing the actions with the fusée agreeably to the directions in the officers exercise.

† If the rangers of the battalion be composed of supernumeraries and detached men, the Officers and Sergeants who are to command them, together with their drummers and fifers (if any are appointed for the rangers) march to the general rendezvous with the companies from which they are selected ; and at forming the battalion, face towards the right or left of the battalion, according as the platoon to which they are appointed is to form on the right or left.

the drummers and fifers face to the right and left outwards from the center ; except the drummer who is to be orderly,* he facing to the right about. At the word,

March !

the whole step off together ; the men for the colour reserve *before*, and the rangers (if there be any in the ranks) *behind* the ranks they belong to, and march to their posts ; the companies and platoons close towards the center, filling up the vacancies made by the men taken for the colour reserve and the rangers ; but the two center companies are to leave room between them for the colours and colour reserve ; the Officers and Sergeants move with their companies, but keep the posts before directed ; except the two Ensigns with the colours, who march to the center of the battalion, and dress with the line of officers ; the orderly drummer marches further into the front, and posts himself on the right of the commanding officer, that he may be ready to beat as he directs ; the fifers and the other drummers march beyond the flanks of the battalion, then turn to the right and left, march towards the rear, and form in two ranks on the outside of the rangers, dressing with their front and center rank. †— When all are at their proper posts, the Major will give the words,

Halt ! Front !

at which they all face at once to their proper front, and dress ; the Sergeants of each company seeing that their men straighten their ranks and cover well : and then the Sergeants who were in the front rank to preserve an interval

* The orderly drummer receives his orders for beating from the Major, or commanding officer, and with his drum communicates those orders to the whole battalion, by such beats as are fixed on as signals for particular actions. Also when the other drummers are to beat, they are to attend to the orderly drum, and be guided in their beating by that. The Sergeants and Corporals are called orderly, when, in their turn, they attend their superior officers, receive their orders, and deliver them to the officers of their respective regiments and companies.

† The drummers are usually stationed, in this case, between the flanks of the battalion and the grenadiers ; but that occasions another movement to the grenadiers when the battalion forms for the firings : and seeing their own drums are on their outside flanks, the battalion drums may as well be there also, and save the trouble of another movement

val between the companies and platoons, fall into the rear, and with the other Sergeants equally divide the ground in the rear of their own companies. The battalion is now in order to be reviewed; and appears as in plate V. fig. 2.*

C H A P T E R III.

The MANNER of receiving the REVIEWING OFFICER, and being REVIEWED.

I. **W**HEN the Major and Adjutant have seen that the battalion is in exact order to be reviewed, the Major will take post on the right and the Adjutant on the left, dressing with the front rank. The Lieutenant-Colonel's post is about two paces before the Ensigns with the colours, a little to the left of the Colonel, who is to be about six paces before the colours. But if no General Officer be present to review the battalion, the Colonel will do it, and not take his post at the head of the battalion.

II. The Reviewing Officer will always come up to the right flank of the battalion first: † when he is within about twenty or five and twenty yards, the Major raises his sword, and then drops the point of it; upon which the orderly drummer (who must keep his eye upon the Major to observe the signal) instantly beats a very short roll, or ruffle, as a caution for the battalion to take care; then the Major

* In the figure referred to, the battalion is supposed to consist of eight companies, with a platoon of rangers on each flank, the right platoon commanded by two Officers and two Sergeants, and the left platoon by one Officer and two Sergeants. In the battalion companies the places of three Sergeants only are marked to each; if there had been four, the ground would have been equally divided between them. The battalion being represented on so small a scale, I have marked no interval between the platoons of the companies, but strokes across shew where those intervals should be. I have also omitted the drummers and fifiers of the rangers; for considering the nature of their service, that they will for the most part act independently of the battalion, upon rather secret enterprizes, they had better be without than with them. However, when the companies or platoons of rangers have drummers and fifiers they form on their outside flanks as do the others.

† I hinted in the preface that the reviewing officer might first appear before the center of the battalion; but it may be more convenient that he should come first upon the right.

major again raising his sword and dropping the point, the orderly drummer gives a strong double stroke, or flam; upon which the battalion instantly raise their hands (the Officers and Sergeants their left, and the men their right hands) briskly before their hats, with the palms to the front; then the orderly drummer in a second or two giving another flam, the men bring down their hands with a strong slap upon their pouches, with all the life imaginable; the Officers and Sergeants at the same time throw their hands down by their sides; and at that instant all the drummers beat one, two, or three ruffles, according to the rank of the Reviewing Officer.* The Reviewing Officer, from his first approach to the right flank of the battalion, will keep advancing moderately towards it, and so receive the compliment, or salute, from the battalion, all the officers and men casting their eyes to the right, and looking full upon him when they pay it.

III. The Reviewing Officer still moves onwards till he is near enough properly to inspect the battalion, then passes along its front, viewing the officers and men. As soon as he is passed a little from the right, the Major rides into the front and posts himself about 50 paces before the center of the battalion; that he may be ready to order the men to face as the Reviewing Officer goes round the battalion. When the Reviewing Officer comes to the left flank, the Major gives the word,

To the *left*,—*Face* !

Upon which the whole battalion faces to the left.—When the Reviewing Officer is even with the line of Sergeants in the rear, the Major again orders,

To the *left*,—*Face* !

And the whole again face to the left. In like manner they face twice to the left, when the Reviewing Officer goes round the right flank of the battalion.

IV. When

* Perhaps it may be proper to receive the Captain General, or Commander in Chief, with three ruffles; the Major-General with two; and a Colonel with one: And if the men are also to fix their bayonets in the first case, the Major will order them to do it before the Commander in Chief appears. It may be most proper (and, on account of the facing, most convenient) that the Officers and Sergeants should keep their sashes advanced, whoever reviews the battalion.

IV. When the Reviewing Officer has thus gone round and viewed the battalion, he will immediately proceed to place himself opposite to the center of it, and give orders for what he would have the battalion perform ; which is commonly the manual exercise, the firings, and evolutions ; or some parts thereof, as he thinks fit. The Colonel (if not himself the Reviewing Officer) marches forward to the Reviewing Officer to receive those orders, and remains with him in the front till the manual exercise is finished, and the battalion is in order to go through the firings ; when he is to return to his post, and give the proper directions for the battalion to charge.*

C H A P T E R IV.

The Method of forming the **BATTALION** for
EXERCISE, and the Performance of the **FIRE-**
INGS and **EVOLUTIONS**, or **MANŒUVRES**.

I. **W**HEN the battalion has been reviewed, and is to be prepared to perform the manual exercise, firings and evolutions, the Major will give the words of command,—

Officers ! Take your Posts in Battalion !

Upon which all the officers, files and drummers face to the right about.

March !

At this word, the Ensigns march through the nearest intervals into the rear, each placing himself behind his own company ; except the Ensigns with the colours, who go into the center rank, one man of the colour reserve (if it consists of six files) stepping back into the rear rank, which will make room for the colours : the Captains and Lieutenants march into the intervals of the front rank, the Captains to the outsides of their respective companies ;

* In the absence of the Colonel, the Lieutenant-Colonel supplies his place, acting in every respect as the Colonel should do were he present ; and if both be absent, then the Major does the same ; the eldest Captain, in the last case, taking the Major's post on horse-back.

panies ; (that is, the Captains on the right of the colours are to be on the right of their companies ; and those on the left are to be on the left of their companies ;) and the Lieutenants to the centers of their respective companies ; each to command the platoon next within him towards the colours. As soon as the Ensigns have come into the rear, two Sergeants of each company march into the intervals of the rear rank, to cover their Captain and Lieutenant ;* the other Sergeants remain in the rear of their respective companies ; if there be two to each, then one will be on the right, the other on the left of the Ensign, with whom they equally divide the ground, the Ensign being behind the center of the company ; and if but one, he will be behind the center of the platoon nearest the colours, and the Ensign behind the center of the other platoon ; but the Sergeant-Major will post himself in the rear of the colour reserve ; *all* four paces from the rear rank : the fifers and drummers march briskly to the rear of their own companies, posting themselves two paces behind the center of the rear rank. At the word,

Front !

the Officers, Sergeants in the rear, and the fifers and drummers, face to their proper front ; and all the Officers and Sergeants order their fuses, and the Ensigns their colours ; and remain so during the performance of the manual exercise. † In

* The Sergeants thus posted in action will be at hand to receive any orders the officers they cover may have occasion to give, and communicate or perform them as shall be required ; they will also attend to their platoon, to keep the men in order.

Where the companies of a battalion are small, and on that, or some other account, 'tis at any time judged best in action to fire by whole companies, the Lieutenant who is appointed to command a platoon, and the Sergeant who covers him, will nevertheless be very useful in the ranks. Their presence, especially if they are of known bravery, will give spirit to the men : and they can more easily oversee and keep them in order ; (a point of the highest consequence ; particularly in advancing towards an enemy ;) for if the officers in the front rank observe well the colours, and keep in a line, there are so few men between them that they can scarcely help keeping their ranks straight, the front rank, in particular, which is of most importance, as it is a guide to the others. And in this case too, I see no reason why the Lieutenant and Sergeant should not fire with their company ; at least whenever their attention to the men will permit.

† The battalion now appears as in plate VI, fig. 1. But because it is difficult to represent the whole battalion on so small a plate, I have left out
four

In this position the battalion will go through the manual exercise, the Major giving the words of command; after which he will order them to prime and load, and close the rear ranks to the front. The battalion being then ready to go through the firings, the Major will give notice thereof to the commanding officer; and then take his post in the rear, behind the center of the right wing. The Adjutant's post is in the rear of the left wing.

CHAPTER V.

Of the FIRINGS.

ARTICLE I. *General Directions for the Firings.**

I. **D**URING all the firings, there must be perfect silence and attention in the ranks. The officers also, and non-commissioned officers, as well those in the platoons, as in the rear, must keep silence, observe well their

four companies; what remain shewing the disposition of the battalion as well as if all were exhibited. Or this figure may represent a battalion of five companies---By closing the rear ranks to the front, the battalion will be in order to go through the firings and manœuvres.

* These directions for the firings suppose the men to have been well instructed in the rudiments of the military art; and until they are, regimental or battalion musters will be of little service, if not a mere waste of time; and should therefore be avoided. On account of the firings in particular, they must before-hand be well practised in priming and loading, making ready and firing, exactly according to the directions given in the manual exercise, but with the rear ranks closed to the front to close order. And in *teaching* them, a few files only should be taken at a time, that the officer may see that they perform every motion exactly; particularly that they come to the right positions in making ready; the front rank kneeling, and the center and rear ranks stepping back, and to the right withal, pursuant to the directions given in the manual exercise. When the men can do well in this manner, they must be taught to perform all the motions of priming and loading as quick as possible, without making any pause between the motions; yet they are not to hurry themselves, and strive which shall have done soonest; (for then their minds will be too much agitated, and they will be apt to alter and omit some necessary motions, and not do any effectually:) but perform every motion exactly; only not wait for one another, till the rammer is returned, when they must stop till the word be given to shoulder: which they must do all together. Also when the men have presented, and expect the word *Fire!* they must frequently be made to recover their arms; and such as pull the trigger must be noticed, and cautioned to attend better to the word of command. This is absolutely necessary, in order to accustom them to keep their fire till commanded to discharge, and is what must be constantly practised.

their men, and not talk, or call out to them, nor quit their posts in the platoons-to dress the ranks : in case any man in the battalion is ignorant of his business, it is then no proper time to instruct him ; but the officers must remark all such as they observe deficient, in order to have them taught better after the exercise is over.

II. In performing the firings, the ranks and files must be in close order ; the men priming and loading, making ready and firing, in that situation ; doing all the motions exactly in the manner explained in the manual exercise ; except that the men are not to make any sensible pause between the motions in priming and loading. The men must be particularly careful to manage the rammer effectually, that the charge may be well rammed down.*

III. The platoons or divisions must make ready instantly after the officers give the word ; who are to face to their platoons, and must give the words loud and short ; and be very attentive to each others firings, that they may be performed in successive and regular order.

IV. The officers must take care that the men stand firm on their ground, before they give them the word to present ; and see also that they level well, and take good aim, without any hurry ; and then without delay (but not till then) give the word,

Fire !

V. At the word *Fire !* the men must pull their triggers briskly, that their pieces may be sure to go off ; the front rank must rise up nimbly, and all three ranks come at once to the priming position ; the men in coming to it, half-cocking their firelocks briskly ; and proceeding to prime and load with the utmost dispatch : when the rammers are all returned, the officer gives the word to shoulder, which the men perform all together ; and instantly dress their ranks and files ; then stand perfectly quiet and steady ; always looking to the right. †

VI. In

* " No other force in ramming down a charge is necessary than to collect the powder and place the ball close upon it. If the ball is rammed too hard upon the powder, a great part of it will not take fire; and consequently the shot will be of so much the less force."

General Wolfe's Orders.

† In performing the firings, it is usual for the man on the right flank of the front rank of each platoon or division, instantly after firing to rise up
and

VI. In case any man's piece should miss fire, he must not put in more cartridges ; but wipe the flint and pan imperceptibly, and pour in fresh powder, if needed ; nevertheless he must perform the loading motions, and not leave the ranks to examine his firelock, or put in a new flint, without positive orders. (But this caution *not to put in a new flint without orders*, is confined merely to the times of exercise, to preserve the greater uniformity in the proceedings ; for in action every man will have two or three spare flints, to replace such as are bad, or lost.)

VII. During the firings the Officers and Sergeants carry their fuses advanced ; the Ensigns also carry the colours advanced and flying.

VIII. It used to be the practice in the English army for a battalion to fire in *three firings*, the set of platoons for each being taken from different parts of the battalion, which made the firing appear chequered. General Bland gives a number of good reasons for this practice : but they are also good with respect to the alternate firing, which is that used by the Prussians, and now practiced by the English army ; and the chequered firing is exploded ; I suppose because it is so very difficult to perform it regularly in action.

I cannot better introduce the next article than by the words of General Wolfe.—“ As the alternate fire by platoons or divisions, or by companies, is the most simple, plain and easy, and used by the best disciplined troops in Europe, we are at all times to imitate them in that respect ; making every platoon receive the word of command, to make ready and fire, from the officer who commands it ; because in battle, the fire of the artillery and infantry may render it difficult to use any general signals by beat of drum.”*

ARTICLE II. The ALTERNATE Firing.

I. By PLATOONS *standing*.

The commanding officer gives the word, Bat-

and spring out briskly five or six feet into the front, facing his platoon or division, and there priming and loading as quick as possible ; the men observe his motions, and keep time with him as much as they can ; particularly in *casting about*, which they do all together : by means of this the exercise is done more uniformly, and looks better.

* Wolfe's Orders in 1755.

Battalion !—*Take care to charge by Platoons standing !—*
Charge !

At which the officers commanding the platoons, face to them ; those on the right of the colours facing to the left ; and those on the left facing to the right. The officer commanding the first platoon of rangers then gives the words,

Platoon ! Make ready ! Present ! Fire !

When the first makes ready, the second platoon of rangers (which is on the left of the battalion) instantly receives from its officer the word

Platoon !

When the first presents, the second makes ready, and the third platoon to fire (which is the right-hand battalion platoon) receives the word,

Platoon !

When the first fires, the second presents, the third makes ready, and the fourth (or left-hand battalion platoon) receives the word,

Platoon !

When the second fires, the third presents, the fourth makes ready, and the fifth receives the word,

Platoon !

and so on successively, till the whole have fired two rounds, or as many as the commanding officer shall think proper ; who, when they are to cease, causes the orderly drummer to beat the first part of the *General* ; at which all firing ceases, and those platoons that have made ready, half cock and shoulder.

Each officer commanding a platoon, is to observe the platoon next to him on the outside, (that is, the platoon on the right of him if he is on the right of the center, and that on the left of him if he is on the left of the center,) and when that presents, he must give the word, *Platoon !* and then all the other words of command, in proper time, according to the foregoing directions. But when the
 right

right center platoon presents, the officer commanding the first platoon of rangers instantly gives the word, *Platoon!* to begin the second round.

When that fires, his rangers make ready, the left center platoon presents, and the second platoon of rangers receives from its officer the word,

Platoon!

When the left center platoon fires, the first platoon of rangers presents, the second makes ready, and the first battalion platoon receives the word,

Platoon!

and so on successively, as before.—This order of firing may be better seen in the annexed scheme, No. I. in which it is supposed the battalion consists of eight companies, (making sixteen platoons) and two platoons of rangers.

II. By SUB-DIVISIONS, or COMPANIES, *standing.*

When the commanding officer gives the word,

Battalion! Take care to charge by Companies, standing!*
Charge!

the officer commanding the first platoon of rangers gives the word,

Platoon! † Make ready! Present! Fire!

When this platoon presents, the second receives the word,

Platoon!

When the first fires, the second makes ready; when the second presents, the battalion company on the right flank receives the word,

Company!

* Some may prefer the word *Sub-Divisions* in this case; but I have chosen the word *Companies*, because it must be more familiar to the men; and impossible to be mistaken: whereas they may not always distinguish between sub-divisions and grand-divisions; especially if *sub* and *grand*, are not pronounced with a strong emphasis. *Company* too, in particular commands, is shorter, and easier spoken than *Sub-divisions*.

† If a whole company of rangers covered each flank, each would in this case be addressed by the word, *Company!* as the battalion companies are.

Company !

When the second platoon of rangers fires, the first company makes ready ; when the first company presents, the second (that on the left flank) receives the word,

Company !

and so on ; as in firing by platoons ; only being one word of command later ; as may be seen in the scheme No. II.*

III. The same method is to be observed in firing by grand-divisions ; only differing in time ; for platoons can fire in much quicker succession than sub-divisions, or companies, being more in number ; and for the same reason, grand-divisions must be allowed more time between each ; the first grand-division *fires*, before the officer commanding the next gives the word, *Grand-Division !*

* Marshal Saxe in his plan for forming legions, proposes that his light-armed men should post themselves 150 or 200 paces in the front of their legion, in every place that affords a shelter within reach of firing on the enemy. It will be impossible (says he) for battalions that are exposed to this fire, to stand it long without being prodigiously incommoded ; and in that case, they have no other course to take, than to retire or advance.---If the enemy retires, the light armed men immediately pursue. If the enemy advances, the light-armed men retreat (continuing their firing at the same time) and rally in the rear, or in the intervals of the battalions.

This plan seems perfectly adapted to the rangers ; and must be of unspeakable advantage in action. At exercise it may be practised with ease, just as it should be in action ; and will have a fine effect. When the battalion is in order for the firing, let the rangers advance 150 or 200 paces, opening their files as they advance, so that when arrived at their proper distance, there may be room for the men in the rear ranks to form on the left of their file leaders, and make a rank entire, with good room between each man, that they may handle their arms freely, and fire with the best aim possible, each taking his own time, and never pulling trigger till he has some certain object in his eye. After firing two or three times a piece, let them retreat moderately towards the battalion ; loading as they retreat ; and then instantly turning about and firing ; continuing this till they are within 30 or 40 paces of the battalion ; when they may retire at once to the flanks, and form their ranks. Whilst the rangers are thus skirmishing in the front, the battalion moves gently on, in perfect order ; and at the instant the rangers are clear of its front, the alternate firing may begin ; either by platoons or companies, from the flanks to the center, or from the center to the flanks ; and in the present case the latter may be most eligible ; and long before the whole battalion has fired, the rangers will be in order, loaded, and ready to fire in their turn, according to the directions given for the alternate firing. If we suppose the enemy to be so incommoded by the rangers (or any other circumstances) as to be induced to retire ; then the rangers, instead of retreating, are to advance and pursue them ; and the battalion marches on in good order to support them.

vision !—In the regulations for the Prussian infantry, the commanders of battalions are strictly enjoined to take care that half the platoons or divisions of the battalion be always loaded and shouldered. The same rule is laid down by General Bland. Wherefore, so much time must be allowed between the firing of one platoon, company, or grand-division, and another, as shall for that end be found necessary.

IV. In the army they practise firing to the rear ; and the like is done by the Prussians. In this case, the whole battalion faces to the right about ; and performs the alternate firing by platoons, sub-divisions, (or companies) and grand-divisions, in the same manner as before to the front ; the officers and non-commissioned officers in the rear going through the nearest intervals, into what before was the front ; and the officers commanding the platoons and companies changing places with the Sergeants who covered them. The rear rank now becomes the front, and the firing begins on the right : so that the platoon, company, or grand-division, which before fired first, is now the second to fire, and so on ; the order being reversed.

V. *By* PLATOONS *and* SUB-DIVISIONS, *or*
COMPANIES, *advancing.*

The commanding officer gives the words,
Battalion ! *Take care to Charge by Platoons (or Companies)*
advancing !—

March !

The whole battalion steps off at once ; the drummers beat, and the fifers sound a *March !* the whole battalion looks inwards, towards the center and colours ; taking care to dress by them, and to march as even as possible ; with steps rather short, that they may advance in better order. When they have marched 30, 40, or 50 paces (according as the ground will permit) the commanding officer gives the word,

Halt !

at which the drummers and fifers cease ; and the battalion halts, and dresses as quick as possible. Then the commanding officer gives the word,

Charge !

at which the officers commanding platoons, (if the firing is by platoons) or companies (if the firing is by companies) face to them ; and proceed to fire their several platoons or companies, exactly as directed for the firing standing.

When the whole battalion has fired, and loaded again, the commanding officer may a second time give the word, *March !* and the battalion proceed as before. And thus they may advance, halt and fire, as often as the commanding officer thinks fit. — In like manner the battalion may fire by grand-divisions.

VI. *The ALTERNATE Firing retreating.*

Battalion ! *Take care to charge by Platoons (or Companies) retreating !*

To the right about, — Face !

The whole battalion faces to the right about.

March !

The battalion retreats 30, 40, or 50 paces, as is most convenient ; the drummers beating a retreat.

Battalion ! *To the right about — Turn !*

The battalion turns to the right about.

Dress ! — Halt !

The battalion then proceeds to fire by platoons, or companies, exactly as directed in the firing standing. So also they may fire by grand-divisions, if the previous order be, to charge by grand-divisions. In this manner the battalion may fire retreating, as often as the commanding officer pleases.

VII. In the foregoing explanations of the *alternate firing*, the battalion has been directed to begin at the flanks, and so proceed to the center. Sometimes it may be expedient to fire the alternate firing from the center

to the flanks ; in which case, the platoon, company, or grand-division next on the right of the colours begins, and fires first ; then the one next on the left of the colours ; and so on, the rest firing alternately on the right and left, till they come to the flank grand-divisions, companies or platoons, which fire last : then they begin again at the center, and proceed as before ; firing as many rounds as the commanding officer shall think fit. The words of command may be these.

1. Battalion ! *Take care to charge from the Center, by Platoons (or Companies, or Grand-Divisions) standing !—Charge !*
2. If the battalion is to fire advancing, this is the preparatory caution—Battalion ! *Take care to charge from the Center, by Platoons (or Companies, or Grand-Divisions) advancing !*
3. If retreating,—the following caution is given—Battalion ! *Take care to charge from the Center, by Platoons, (or Companies, or Grand-Divisions) retreating !*

ARTICLE III. STREET Firing.

I. The street firing is so called from your being obliged to engage in a street, high-way, lane or narrow passage, where a battalion can only march in divisions, companies, or platoons ; and whether the firing is to be performed by one or the other, must be determined by the width of the pass you want to defend ; as no more space must be left on the flanks, than is necessary for the men to retreat by files, into the rear.

II. To perform the street firing, form the battalion into a column,* composed of companies, with the rangers at the head and rear. This may be done various ways.

If the firing is to be performed to the right or left, the battalion must be ordered to wheel to the right or left by companies ; if to the front, form the column to the front, according to some of the methods that will be given in treating of the manœuvres. As soon as the column is formed, the commanding officer will give the word,

March !

* When a battalion, or other body of men, is broken into divisions, and those divisions are ranged regularly, one behind another, such body of men are then said to be in a column.

March !

at which the whole step off together, and advance in good order, with steps rather short than otherwise ; the drummers beating a march. When the commanding officer gives the words,

Take care to charge by street firing !—Charge !

the officer commanding the first platoon of rangers, gives the words,

Halt ! Make ready ! Present ! Fire !

At the first word, *Halt !* the platoon halts ; the front rank instantly bringing up their feet square ; and the rear ranks close up to close order, and halt : then the platoon goes on to perform the three other words of command as the officer gives them. As soon as the platoon has fired, they come instantly to a recover, and the officer gives the words,

To the right and left, Turn !

upon which, the half on the right, turn to the right, and wheel by files ; and the half on the left, turn to the left, and wheel by files ; and march down the flanks briskly, with a full step : when they are past the rear of the whole, the officer commanding them, gives the words,

To the right about ! Turn ! Wheel inwards !

upon which they turn, and then wheel by files to the right and left inwards, the half on the right wheeling to the left, and the half on the left wheeling to the right ; which forms them in the rear of the battalion :* they then immediately front, and proceed to prime, load, and shoulder, very quick. The instant they have shouldered, the officer gives the word, *March !* and they advance briskly, to gain the proper distance at which divisions ought to march.

When

* This brings the ranks to their proper order ; whereas if the files had begun to wheel inwards before the whole had turned to the right about, the rear ranks would have come into the front. Plate VI, fig. 2. shows the manner of wheeling off from the front, and the wheeling inwards and forming again in the rear ; but for want of room, four divisions only are represented, of eight files each.

When the first platoon of rangers presents, the officer commanding the company next to it, (that is, the first sub-division) gives the word,

Company !

at which the company advances by very short steps ; looking well to the right, and dressing their ranks : and the rear ranks close up : when the rangers fire, he gives the word,

Make ready !

at which the company comes to a recover ; and as soon as the platoon of rangers has cleared the front, he gives the word,

March !

and his company advances with a full step : when it comes up to the ground from whence the rangers wheeled off, he gives the word,

Halt !

upon which the front rank comes down, and the others lock in ; that is, the center and rear ranks step with their right feet, according to the directions given for making ready as center rank and rear rank, which is called *locking*. Then the officer gives the words,

Present ! Fire !

As soon as they have fired, the three ranks instantly come to a recover, wheel outwards by files, in the manner before explained, march down the flanks, and form in the rear of the rangers ; then proceed to prime, load and shoulder, and follow on after the battalion, marching briskly till they have gained their proper distance.—When the first company presents, the officer commanding the next to it, gives the word,

Company !

and when that fires,

Make ready !

and when it has nearly cleared the front, he gives the word,

March !

and

and follows in every respect the directions before given ; as do all the other companies, and the second platoon of rangers. When the whole battalion has fired in this manner, if the commanding officer thinks proper, the first platoon of rangers begins again, and is followed by the rest as before.

As soon as the officer commanding a company, gives the word, *Make ready!* the drummer of that company ceases beating, till the company has fired and loaded again. When the first company fires, the colours and their reserve, face to the right about, divide, and march and join the flanks of the next company in their rear ; and so continue to join the flanks of the companies successively, by that means always keeping themselves at the center of the column.

“ It is in this manner, when you have not time to
 “ raise a breast-work, that a pass, bridge, road, or street,
 “ is to be maintained against the enemy, by the divisions
 “ sustaining one another, and firing in their turn ; which
 “ may be continued as long as there is an occasion, almost
 “ without intermission, by one battalion only.” *

II. If the street firing is to be performed retreating, the column is halted : and the commanding officer gives the words,

Take care to charge by street-firing ! Charge !

At the word *Charge!* the officer commanding the first platoon of rangers gives the words as before directed. When that platoon has fired and moved off, the first subdivision, or company, of the battalion, makes ready and comes down without advancing ; the others observe the same directions, firing in their places. The drummers during this firing, beat the retreat, till the officer commanding the company gives the word, *Company!* when they are to cease, till their division has retired to the rear, and loaded again. The colours and their reserve divide as before, and fall back from one company to another, joining their flanks ; and so keep at the center of the column.

After the street firing is over, the commanding officer will give the word for the battalion to form again ; upon which,

* Bland's Military Discipline, p. 98.

which, the drums beat to arms, and the divisions take care to form and dress with all expedition ; according to the methods hereafter given for the evolutions : but if the column was formed by wheeling to the right or left ; the platoons and companies may only wheel back again ; and so form the battalion.

ARTICLE IV. *The* GENERAL DISCHARGE.*

After the afore-mentioned firings are performed, the commanding officer will give the words,

The whole battalion ! Make ready ! Present ! Fire !

As soon as they have fired, they must come to a recover ; and then the commanding officer will give the word,

March !

upon which the whole battalion advances briskly with a full step, the drummers beating the Grenadiers March. When they have marched about 20 paces, or as far as the commanding officer shall think fit, he will give the word,

Charge !

Upon which the officers and men in the front rank charge their bayonets, and continue advancing briskly ; taking great care not to run, nor break, either by closing too much, or opening their files ; but preserving their front even, and in exact order. The rear ranks must continue recovered, taking particular care to keep up close.— When the commanding officer thinks proper, he will give the word, *Halt !* upon which the drummers cease beating, and the battalion stands fast and dresses, the front rank coming to a recover ; and then they half-cock, shoulder, and shut their pans.

N. B. Whenever the battalion marches, in order to perform the firings advancing or retreating, the fifers are to play some tune to regulate the step. And
tunes

* We may suppose that the battalion has reserved its fire ; or else fired by platoons or companies, alternately ; till near the enemy ; and that then it gives a general discharge, and rushes on with fixed bayonets.

tunes which have some grandeur and solemnity in them are undoubtedly to be preferred.—The light airs frequently played for a march, would appear to me as unnatural and improper to be used when a battalion is advancing towards an enemy, as the church music censured by the poet, is unfit and indecent on those occasions when it is commonly used.

“ Light quirks of music, broken and uneven,
 “ Make the soul dance upon a jig to heaven.”

ARTICLE V. *Remarks on the posting of Officers, and the Firings.*

I. In the plan of exercise of the army, and also in the Norfolk discipline, the first Captain is posted with the colour reserve : whether to command it, or to be at hand to supply the place of a field officer, if in action either the Colonel or Lieutenant Colonel falls, or to lead off the battalion if it retreats ; or for all these, or any other purposes, I cannot pretend to say : tho' as he is to be in the rear of the reserve, according to the plan of the army, I presume it is not intended he should command it. But seeing the Colonel, Lieutenant Colonel, and two Ensigns, were posted in the center, as usual, it seemed to me that the eldest Captain might be more serviceable with his own company. Neither did it appear necessary to station five or six Sergeants with the colour reserve, as is done in the Prussian regulations and in the plan of exercise of the army.

II. The reasons for posting officers in the rear, are by General Bland declared as follows ; *First*, As the interval between each platoon should be but one pace, the officer who commands the platoon is to fall into it when they fire ; therefore, should any more officers remain in the front, than one to each platoon, it would only embarrass, and expose them to their own fire. *Secondly*, It is of great use to have experienced officers in the rear, to keep the men up, and see that they do their duty in action ; as also to lead the battalion off in order when they are commanded to retire. For should there be no officers in the rear when the battalion is ordered to the right about,

the

the men would be apt to march off too fast, and by that means break their ranks, and fall into confusion, or not halt in due time ; which inconveniencies are prevented by officers being posted there.

Some other reasons may be collected from General Wolfe's orders. After appointing an Officer and a Sergeant to each platoon, he says :—“ the rest of the officers and non-commissioned officers are to be distributed in the rear, to complete the files, to keep the men in their duty, and to supply the places of the Officers or the Sergeants that may be killed or dangerously wounded.”

III. In the directions for the exercise of a company, chapter V. the Captain is proposed to be advanced into the front during the *firings*, as well as the other parts of exercise ; because he can there best see whether the men perform as they ought : the Lieutenant is posted on the right, to command the right platoon, and the Ensign on the left, to command the left platoon, when they fire. But in action, if a single company were engaged, I should suppose it expedient, for the Captain to be on the right of his company, the Lieutenant on the left of it, each covered by a Sergeant, and the Ensign in the rear ; behind the center of the company, if there be two Sergeants in the rear ; and behind the center of the right platoon, if there be but one Sergeant in the rear, who will take post behind the other ; and for the drummer and fifer to go into the rear, behind the center of the company.

IV. The directions for the regular firings, contained in the foregoing articles, are nearly conformed to those in the Norfolk discipline for the same firings ; I have given them, not because I think those firings the most useful to be practised in action by Americans ; but because they may sometimes be necessary. The firing in three ranks indeed has lately been represented as dangerous, and by that means ineffectual.* It is said,—“ The front rank's
“ fire becomes very uncertain, from its apprehension of
“ being fired upon by the rear rank, whose fire is gene-
“ rally thrown away in the air ; so that the center rank
“ gives the only efficacious fire : whereas if there are
only

* See Young's essay on the command of small detachments, p. 5.

“ only two ranks, the fire of both will be equally good.” Marshal Saxe wholly disapproves, and even ridicules, the usual method of forming battalions in so few as *three* ranks, and thinks *four* in close order to be the smallest number capable of marching in order without floating, and of making a forceful shock : but at the same time would have *only* his two front ranks use their firelocks. The two rear ranks he would arm with half pikes, fourteen feet and a half long, with firelocks slung over their shoulders. In charging, the two rear ranks are to level their pikes ; in which position they will extend six or seven feet before the front rank. “ The second rank (he says) “ can fire very well, without obliging the front to kneel ; “ by which means a very inconvenient and dangerous “ position is avoided : for all those who labour under “ any degree of fear, are naturally desirous to continue as “ long as possible in such an attitude ; and after they “ have fired, do not rise up, in order to load again, with “ that briskness which is necessary.” But this disposition of the Marshal is designed for a plain, open country, “ where the close fight is practicable ; in which case he “ says, the firing of small arms ought entirely to be laid “ aside. Yet in certain situations, it is both advantageous “ and necessary ; such as in inclosures and rough grounds, “ and also against cavalry : but the method of perform- “ ing it ought to be simple and unconstrained. The pre- “ sent practice is of little or no effect ; for the men are “ so distracted by that attention which they are obliged “ to give to the word of command, that it is impossible “ for them to fire with any certainty. How is it to be “ expected, that after they have presented their arms, “ they can, in such a position, retain an object in their “ eye, till they receive the word to fire ? The most mi- “ nute accident serves to discompose them ; and having “ once lost the critical moment, their fire afterwards is, “ in a great measure, thrown away. The strictest nicety “ and exactness is required in levelling ; insomuch, that “ any movement of the firelock, when presented, altho’ “ even imperceptible, is sufficient to throw the ball con- “ siderably out of its true direction ; to add to which, “ their being kept in a constrained attitude, will naturally “ make

“ make them unsteady. These, and other inconveni-
 “ cies, totally prevent that execution which might be
 “ expected from small arms.”*

These

* Saxe's *Reveries*, p. 45, 46, 98. It seems almost incredible how little execution is frequently done by fire arms. “ I have seen whole
 “ volleys fired (says the Marshal) without even killing four men; and shall
 “ appeal to the experience of all mankind, if any single discharge was ever
 “ so violent, as to disable an enemy from advancing afterwards, to take
 “ ample revenge, by pouring in his fire, and at the same instant rushing in
 “ with fixed bayonets. It is by this method only, that numbers are to be
 “ destroyed, and victories obtained.” He then gives the following in-
 “ stances of the inefficiency of fire-arms.

“ At the battle of Castiglione, M. de Reventlau, who commanded the
 “ Imperial army, had drawn up his infantry on a plain, with orders to re-
 “ serve their fire till the French approached within twenty paces; expect-
 “ ing, by a general discharge made at that distance, to defeat them. The
 “ French drew up with orders not to fire at all. . . . Orders to engage were
 “ given. The Imperialists, in obedience to their instructions, suffered the
 “ French to approach within about twenty or twenty-five paces; at which
 “ distance they presented their arms, and fired with all possible coolness and
 “ precaution: notwithstanding which, before the smoke was dispersed,
 “ they were broken to pieces; great numbers of them were destroyed upon
 “ the spot, and the rest put to flight.”

“ At the battle of Belgrade, I saw two battalions cut to pieces in an
 “ instant, of which the following is a relation. Being surrounded by a
 “ thick fog, which rendered it impossible for us to discern any thing, a
 “ strong blast of wind suddenly arose, and dispersed it; when we immedi-
 “ ately saw a battalion of Lorraine, and another of Neuperg, upon a hill---
 “ separated from the rest of our army. Prince Eugene at the same time
 “ discovering a party of horse in motion upon the side of the mountain,
 “ asked me if I could distinguish what they were; I answered, they were
 “ thirty or forty Turks: then, replied he, those two battalions are un-
 “ done: at which time I could perceive no appearance of their being attack-
 “ ed, not being able to see what was on the other side of the mountain;
 “ but galloping up at full speed, I no sooner arrived in the rear of Neuperg's
 “ colours, than I saw the two battalions present, and give a general fire
 “ upon a large body of Turks at the distance of about thirty paces; instan-
 “ taneously after which, the Turks rushed forwards through the smoke,
 “ without allowing them a moment's time to fly, and with their sabres
 “ cut the whole to pieces upon the spot. The only persons who escaped,
 “ were M. de Neuperg, who happened luckily to be on horse-back; a
 “ Ensign with his colours, who clung to my horse's mane, and incum-
 “ bered me not a little, besides two or three private men. At this instant
 “ came up Prince Eugene, almost alone, being attended only by his body-
 “ guard; but the Turks, of their own accord, retired.”---“ I had curiosity
 “ enough to count the number of Turks, which might be destroyed by the
 “ general discharge of the two battalions, and found it amounted only to
 “ thirty-two; a circumstance which has by no means increased my regard
 “ for the firings.”

This relation is really astonishing. The reasons given by the Marshal
 for the little execution done by fire-arms may partly account for the small
 destruction of the Turks; but I am inclined to think some other causes con-
 curred.

These observations of the Marshal are certainly very just; and may in a great measure account for the little havoc made by fire arms, compared with what might be expected: but how far it is *dangerous* to fire in three ranks, as suggested by Young, I cannot pretend to say: perhaps the hurry and agitation of the soldiers in battle may prevent their firing with that care they do at exercise, when no mischief befalls the front rank from the fire of the rear rank, although powder only would then as certainly wound and destroy, as balls in action. Firing in three ranks is practicable, we know, because it has actually been practised for almost an age: but in *such* firing, to take exact, certain aim is undoubtedly impossible, for the reasons given by Marshal Saxe. Therefore it is, that I think it should be avoided, whenever the circumstances of the ground will permit; as well as for other obvious reasons. And I should suppose that the nature of a country like America, filled with woods and inclosures, would, for the most part, prevent the necessity of regular firings in three ranks. And 'tis, I imagine, with particular reference to America, that Young so justly censures those who confine their attention to the usual performances on the parade; ending his Essay on the command of small detachments with these words;—“As in writing
 “these few hints, my whole intention was to be of ser-
 “vice to young officers, who have not yet seen service,
 “I cannot conclude it without advising them not to be
 “carried away with the prejudices of parade officers who
 “look upon, as only essential, the manual exercise, the
 “chequered firing; coming down together, the tallest
 “men composing the front rank, the retreating by beat
 “ of

“ curred. 'Tis a fact, I suppose, that the common people in Europe ever have been, and now are, almost totally ignorant of the use of a musket: being deprived of the liberty of hunting and fowling, they can have no occasion to learn the use of it; until they enlist for soldiers: then they are taught to perform the manual exercise with dexterity and grace: but that does not make them *good marksmen*. This is a capital defect; and perhaps was a great cause of the defective defeat last mentioned: for, if they took any sort of aim, how is it possible that two battalions, containing, it may be, more than a thousand men, should give a general discharge, at the distance only of thirty paces, at a large body of the enemy, and kill but thirty-two men? Nevertheless, the sentiments of Marshal Saxe, and the facts he has given to support them, should serve as a caution against placing too much dependance on fire-arms.

“ of drum, as front rank make ready ! and many other
 “ things equally usefess ; for they will find that real dif-
 “ cipline consists in making the men fire with the greatest
 “ exactness at a mark ; in being accustomed to march
 “ daily through woods, rivers, ravins, (that is, gutters,
 “ or hollows made by water,) and over hills and dales,
 “ in messing regularly, in being sober and clean, and in
 “ obeying implicitly the orders of their officers, whom
 “ they will be taught to respect, by seeing them very fre-
 “ quently, and always willing to teach them their duty,
 “ and ready to punish their faults.”

From the foregoing observations, I am led to conclude, that in America, fire-arms cannot be used any way so advantageously as in *parapet firing*.

ARTICLE VI. PARAPET Firing.

I. “ This firing is only used in fortified towns when
 “ besieged, in intrenchments that are attacked, or that
 “ you are to fire over a hedge, or wall, at the enemy.”*
 But a tree, a stump, a rock, or any thing, in short, which will give shelter to a soldier, may be considered as a parapet or breast-work : and the manner of firing must vary according to the kind of shelter : for if it be high, you must fire standing ; if low, kneeling, or laying down : if it be a continued breast-work, a wall for instance, the men must be in one, or more ranks, according as there is more or less room in proportion to the number of men, or as other circumstances shall render expedient ; if discontinued and broken, the men, if on other accounts it be not improper, will scatter, and every man take his rock, bush, tree or stump. But in what manner soever this fire be performed, the grand point to be observed is, to aim well at some certain object, or *take good sight*.

II. If it be necessary for want of room, or otherwise judged best, to perform the parapet firing with the men formed in more than one rank, the most advantageous way of doing it, may perhaps be the following, with the files open. And supposing the men to be already drawn up in two or three ranks, with the files closed, they may form

* Bland's military discipline, p. 92.

form in open order thus ; tell off the battalion into right and left hand files, the odd numbers 1, 3, 5, &c. being the right-hand files, and the even numbers 2, 4, 6, &c. the left hand files :* then give the words,

Battalion ! Form four (or six) deep ! March !

upon which the right-hand files, without facing, step backward two paces : (three or four paces, if to form six deep) then move sideways, and cover the left-hand files.† When the battalion is thus formed, give the words,

Battalion ! Perform the Parapet Firing ! Charge !

At the word, *Charge !* the whole battalion makes ready, but proceeds no further than recovered arms ; then the front man of each file presents and fires, not in a hurry, but with coolness and deliberation, aiming well, and firing at the instant he has fixed upon his object, but not before ; every man therefore is to take his own time to fire. Each man, as soon as he has fired, will recover his arms, turn to the right about, march through the interval on his right, into the rear, turn again to the right about, and cover his own file ; then proceed to prime, load, and make ready ! and then march forward, with recovered arms, after his file, to fire again in his turn. As soon as a front man has fired, and moved off to go into the rear, the next man in the file steps forward, (the rest in the file following up after him) presents and fires, according to the above directions ; then turns to the right about, marches through the interval on his right, and forms in the rear of his own file. Thus they keep on, firing in succession, without any word of command, after the first general one to charge. The Officers and Sergeants will see that the men load carefully, and keep their files in order.

In

* To make the greatest dispatch, let each company, or rather platoon, be told off by itself, beginning on the right ; and if there be an odd file, it may form behind the officer and sergeant on its left, who, in this case, must perform the firing with the men ; or else drop into the rear, and remain there till the firing ceases, and the battalion forms again. The drummers and fifers will fall back when the files double, and remain in the rear.

† The right-hand files might double, by facing to the right about, marching to the rear, turning to the right about, and then covering the left-hand files ; but by going backwards they may double in half the time.

In this way you may keep up a constant fire. And when there is occasion to form the battalion again as at first, with close files; you order the first part of the General to be beat; at which all firing ceases; and such men as have made ready, half cock, and the whole battalion shoulders. Then give the words,

Form the Battalion! March!

upon which, such files as are in proper order, that is, where the whole left-hand file is in the front, and the right-hand file in the rear, form instantly, the right-hand file marching forward into the interval on its right, and dressing with the left-hand file. Where the files are otherwise, the men continue counter-marching (as when firing) till the left-hand files come into the front; and then the right-hand files march into the respective intervals on their right, till they are even with the left-hand files; and the whole battalion dresses its ranks and files.

III. There are several methods laid down in Bland, for performing the parapet firing, one of which is like that just described, with open files; only without doubling them behind one another; letting the battalion remain three deep; and firing regularly by ranks. But in this case the battalion will require twice the ground in front that is needed in the other, for the intervals between the files must be at least equal to the ground the files stand on. Another method, and which seems to be a good one, with the files in close order, Bland calls,

Parapet firing by files.

His directions for performing it are to the following purpose. The battalion must be told off into platoons, and drawn up at three paces distance from the parapet, breast work, hedge, or wall, and the whole ordered to make ready together, as far as recovered arms: and when the signal is given for them to begin to fire,* the files on
the

* Perhaps it might be as well to give the words of command, *Battalion! Perform the parapet firing! Charge!* and at the word *Charge!* let the whole make ready; and the firing begin. There will be no need to distinguish in the general command, in what manner the parapet firing is to be performed; that will be determined by the order in which the battalion is previously drawn up.

the right and left of each platoon (that is, one file from the right and one file from the left of each platoon) move up to the breast-work, the two file-leaders marching in the shortest, most direct course, towards the center of the platoon, and the men of the center and rear ranks following them and forming on the outside of their respective file-leaders. As they come up they all face the breast-work, and halt; every two files thus forming a rank of six men in the front of their respective platoons. As soon as they are thus formed in the front, they are to present and fire; * then recover their arms, turn to the right and left outwards, and march back to their own places in the platoons. When the first files have fired, those files which stood next to them are to march out, and draw up in the front of their platoons, in the same manner as the others did, and fire; then recover their arms, and march back to their former places. Then the two next files of each platoon are to march out, fire, and return to their places in the same order as the others; and so on till the two center files have fired; after which the flank files of the platoon are to begin again, unless ordered to the contrary.

To avoid confusion in drawing up in the front of their platoons to fire, the file-leaders should always form in the center, as before directed, the men of the center and rear ranks drawing up on the outside of them; which must be done when the two center files move out, they being to march up straight to the parapet, and the men of the center and rear ranks to incline to the right and left, and draw up on the outside of them: however, it may be done otherwise with the two center files of each platoon, by making the file-leaders incline to the right and left, and the others form between them: in either case, the two center files, after firing, should turn to the right about (not to the right and left outwards) and march directly to their places, the rear rank men going first, then the center

* By the directions in Bland, it should seem they are all to fire together; but in this case the fire of some may be thrown away, for want of time to fix upon their object, and take good aim. But it will undoubtedly be best that each should fire in his own time, that so they may take good aim, altho' one should be obliged to wait afterwards a little for the other; for none must retire to their places, till all have fired, to prevent their confounding the order of the fire.

center rank men, and lastly those of the front rank ; so as to preserve the files in order.

As soon as the files return to their places, after firing, they are to turn to the right about to their proper front, prime, load, make ready, and wait with recovered arms, to fire again in their turn : all which they must do without any other word of command than the first general one to begin the fire ; and not discontinue it, till ordered so to do.

There is one considerable advantage attending this manner of firing ; by it the battalion is very little broken, the whole remaining in their proper order, except the two files of each platoon who are firing : whereby, if the enemy should march up briskly, to get over the parapet, the battalion may form in an instant, and be ready to receive them with fixed bayonets. But the battalion may also form very quick if the firing is performed with the files open, in the manner first described ; for if they are six deep, there cannot be above five men to countermarch ; which they may do in ten or twelve quick steps at most.

C H A P T E R VI.

OF EVOLUTIONS or MANŒUVRES.

ARTICLE I. *Simple Evolutions.*

I. **I**N practising the evolutions, it will be proper to begin with the most easy ; such as the simple wheelings ; and then proceed to those which are compound and more difficult. But so much has been said of the method of performing all manner of wheelings, in the several articles on that subject ; that little more will be necessary than just to give the words of command. The simple wheelings may be by grand-divisions, companies, or platoons ; but the smaller the divisions, the better and more expeditiously will they wheel. And as all kinds of manœuvres, in which any wheeling is necessary, (except the wheeling by files) may be performed by wheeling by platoons, I shall propose no other method of wheeling.

II. 1. Battalion ! To the right, *Wheel by platoons !*
March !

At the word *March !* every platoon steps off, and wheels to the right. The Officers, Sergeants, drummers and fifers, keep the same posts they had in the battalion ; and wheel with their respective platoons ; the fifer following the right, and the drummer the left platoon ; each Ensign also who is behind a platoon of his company, follows it, and a Sergeant follows in the rear of the other ; but if an Ensign be behind the center of his company, with one Sergeant on his right and another on his left, those Sergeants follow their respective platoons ; and the Ensign follows that platoon which will keep him between the platoons of his company, or behind the center of it ; which will sometimes be the right, and sometimes the left platoon : the colours and their reserve wheel at the same time, by themselves, but incline to the left in such manner, that when the wheel is finished, they may be before the center of the platoon which was on their left.

As soon as the platoons have wheeled a quarter of a circle, give the words,

Dress !—Halt !

and they immediately dress their ranks and files ; and at the word *Halt !* stand fast.

2. To the right, *Wheel ! March ! Dress ! Halt !*

All the platoons wheel again to the right, which brings the battalion to face to the rear ; the Officers, Sergeants, &c. observing the directions before given. The colours and their reserve wheel also, inclining as before to the left ; and falling in between the two platoons which were at first next on the right and left of the colours.

3. To the right about, *Wheel ! March ! Halt !*

The platoons wheel a half circle to the right ; the colours and their reserve also wheel to the right about, incline to the left, and join the right flank of the platoon which was at first on their left ; which brings them to their proper situation in the center of the battalion.

4. To the *left*, *Wheel* by Platoons ! }
 5. To the *left*, *Wheel* ! } *March ! Dress ! Halt !*
 6. To the *left* about, *Wheel* ! }

These are performed in the same manner as wheelings to the right : only that the colours and their reserve will now incline to the right, as before they did to the left.

III. 1. Companies ! On your *Centers*, *Wheel* to the *right* !

The right platoon of each company faces to the right about.

March !

The companies wheel to the right, each on their own center ; the colours and their reserve may either wheel on their center, or the right half, instead of facing to the right about for that end, may fall backwards in wheeling, while the left half wheels advancing ; so that when the wheel is finished they may be before the center of the company which was on their left.

Halt ! Front ! Dress !

The companies stand fast ; the right platoon of each company faces to the right about ; and the whole instantly dress.

2. Companies ! On your *Centers*, *Wheel* to the *right*,
March ! Halt ! Front ! Dress !

The same as the former ; the colours and their reserve falling in between the two center companies of the battalion.

3. Companies ! On your *Centers*, *Wheel* to the *right*
about ! March ! Halt ! Front ! Dress !

As before, only wheeling a half circle.

4. } Companies ! On your *Centers*, { to the *left* !
 5. } *Wheel* { to the *left* !
 6. } { to the *left* about !
March ! Halt ! Front ! Dress !

These are performed in the same manner as the former ; only the *left* platoon of each company *now* faces to the right about at the *first* word, and again at the word *Front* ! when the wheel is finished, Instead

Instead of halting before the platoons face about to their proper front, you may give the words in this order——

Front ! Dress ! Halt !

At the word *Front !* they turn to the right about ; then dress ; and at the word *Halt !* stand fast.

IV. The battalion may also countermarch, to change its front to the right about, wheeling by files in the manner represented in plate 14, fig. 1. The words of command may be these——

*Battalion ! Countermarch by files ! March ! Front ! Dress !
Halt !*

The left wing faces to the left, and the right wing to the right ; and at the word *March*, the two flank files of the battalion wheel to the left about by files, followed by the files of their respective wings, the files of the right wing marching along the front of the battalion, and those of the left wing in the rear of the battalion : as soon as the two center files of the battalion have wheeled, the word *Front*, is given, upon which the right wing turns to their left, and the left wing to their right : the battalion then dresses by the colours and halts ; facing now towards what before was the rear.

ARTICLE II. *Manœuvres for a Battalion of Infantry upon fixed Principles.*

The use of manœuvres is to enable a body of men to assume a convenient form, or shape, for moving from one place to another in good order, with the greatest dispatch ; and to array themselves readily for battle. But as the grounds where you have to move and form, and the dispositions made by the enemy, are extremely variant ; so a variety of manœuvres is necessary ; that whatever be the nature of the ground, or the posture of the enemy, a form may be taken, and a movement made, properly adapted to each. This variety is almost endless : but the best and most useful manœuvres are to be found in the treatises of Major William Young ; who appears to be an officer of great discernment and experience ; and whose attention
and

and study have been particularly applied to this (which is indeed the chief) part of military exercise.

Young's manœuvres are framed upon fixed principles: these principles appear to be just; and the manœuvres founded upon them highly useful. Such of them as are adapted to the nature of *this* country, and which he himself judges *most necessary*, I shall select; adding such further explanations as may seem requisite to render them perfectly intelligible to persons who have not been much conversant with military exercises. The following are his

“ *Principles of Manœuvring.*”

1. “ That the front rank be always nearest the enemy, advancing or retreating.”
2. “ That wheeling of long lines be avoided, as dangerous on broken, and difficult even on plain ground.”
3. “ That all manœuvres be executed by one single order, and that as simple as possible.”
4. “ That even in retreats, when the battalion is ordered to form (from the instant the word *Form the battalion* is given) every movement should be progressive, as it will ever give the men more spirit to advance upon, than to continue retiring from the enemy, in the very act of forming; which is the case in the ensuing 2d methods.”

To distinguish the front from the rear, and also the different movements and positions necessary in performing a compleat manœuvre; the plans are marked as is shewn in plate 7th.

The figures before the *explanations*, denote the movement or position referred to; whether it be the 1st, 2d, 3d, or 4th: the figure after P. shews the number of the plate on which the method of performing the manœuvre is delineated; and the figure after F. directs you to the figure, or plan, referred to upon such plate.

That the number and size of the plates might be as small as possible, only part of a battalion (as two platoons, or two grand-divisions) will generally be represented; but such part will explain the manœuvre as well as if the whole battalion were exhibited; for all the other parts are to perform in the same manner.

No. 1. { *Platoons !* } *From the right*
 P. 7. { *Sub-Divisions !** } *advance in*
 F. 1. { *Grand-Divisions !* } *Indian File !*

Explanation { 2. *Right-hand files* (that is, the file on the right of each platoon, sub-division or grand-division), *advance.*
 2. The other files *incline to the right*, advancing, and cover ; each following his right-hand file.

Form the Battalion !

3. The *leading files halt.*

3. The other files *incline to the left*, and dress ; each file moving by itself, taking the shortest course, and forming on the left of the file that was before it.

No. 2. { *Platoons !* } *From the right*
 P. 7. { *Sub-Divisions !* } *retire in In-*
 F. 2. { *Grand-Divisions !* } *dian File !*

1. *Turn (or face†) to the right about.*

2. *Right-hand files advance.* (That is, the left-hand files, as the battalion is now facing to the rear ; but the files which lead are really the right-hand files of the platoons.)

2. The other files *incline to the left*, advancing, and cover ; each following his left-hand file.

Form the Battalion !

1st Method. { 2. *Turn to the right about.* } 2d Method. { 3. *Leading files halt.*
 { 2. *Leading files halt.* } { 3. The other files *incline*
 { 3. The other files *incline* } F. 3. { *to the right and dress.*
 { *to the right and dress.* } { 3. *Turn to the right*
 [about.†]

No. 3.

* The word *Companies* may be used instead of sub-divisions, if thought best ; as was done in the fringes.

† If the battalion be *standing*, the word *face* will be given ; but if it be *marching*, then give the word *turn*.

‡ The manœuvres by Indian files are very useful in places overgrown with wood or brush : and if the battalion has marched by platoons, 'tis very quickly formed. For suppose there are ten files in a platoon, the battalion may be formed in the time that the 10th file marches up to its place, which cannot be above 15 or 20 seconds, since it will have but few more than

No. 3. } *Grand-Divisions !* } *From the right ad-*
 P. 8. } *Wings !* } *vance by files !*
 F. 1. }

1. *Turn to the right.*
2. *March out to the front*; the leading files moving out sideways till they get room to wheel; and then each wing or grand-division wheeling to the left by files.

Form

than 30 paces to go. But the platoons, in marching through the wood, must be careful to keep their proper distances from each other; and when they meet with any spots that are impassable (as the one at A, plate 7. fig. 3.) which oblige them to deviate from straight courses, as soon as they get into better ground they must reform the irregularities thereby occasioned; that they may be able to form the battalion, when ordered, without confusion or delay.

Besides the general word of command for a manœuvre, the word *March* must be given when it is to be begun, whether the battalion be standing, or already on the march; only where the battalion, or any divisions of it, have to face or turn, before the manœuvre can be begun, they are to do it instantly after the general command is given; and then at the word *March*! step off.

In the explanations, which immediately follow the general words of command, all the words printed in *Italics*, may be considered as words of command, and used to advantage in teaching the manœuvres; but afterwards should be omitted; and nothing heard in the field but the general order for the manœuvre.

The 2d method of forming represented in plate 7. fig. 3. is contrary to the 4th principle; but may be useful on some occasions; especially when there is no danger of the enemy's attacking you in the rear.

In the plans for the manœuvres No. 1. and No. 2. two platoons only are represented, as all the other platoons of a battalion, and sub and grand divisions, advance, retire and form, in the same manner. In these numbers also, the platoons, &c. are ordered to advance and retire by the *right* only: but 'tis easy to conceive how to do the same by the *left*; there being no difference in the nature of the movements.

Sometimes also it may be necessary for the whole battalion to pass one defile which will admit only of one or two men a-breast. If it will admit but one; then the battalion must advance or retire from the right or left, in Indian file. But if you are to advance, and the center of the battalion should happen to be nearest to the defile, in this case, the center file may advance, followed by its right-hand file (or if there be not an odd file, then the file on the right of the center will lead) which will be followed by the file on the left of the center, and this by the next file on the right, which will be succeeded by the next file on the left, and so on; the files moving alternately from the right and left, and following each other in a string. The command for the manœuvre may be this---*Wings! from the center of the battalion, advance alternately in Indian file!*---When they come to form, the right-hand files incline to the right, and the left-hand files to the left.---This manœuvre was suggested to me by an able and experienced officer in the militia, who had often practised it: and it appears to be a very good one.---For by thus advancing from the center, the battalion will be able to form again

Form the Battalion !

2. *Turn to the left.*
3. *To the right wheel.**
4. *March obliquely to the left and dress.*

This manœuvre is necessary where you have to pass bridges, defiles, &c. If there be but one passage, the whole battalion will march by files from its right, or left ; if there be two passages near enough together, then the wings will go through them by files, one taking one passage, and one the other : and if there be four such passages, then the battalion will march by files in four columns. For the greater the number of passages, taken up by the battalion, the sooner it will get through them, and form again to receive the enemy.

No. 4. { *Grand-Divisions !* } *From the right re-*
 P. 8. { *Wings !* } *tire by files !*
 F. 2.

1. *Turn to the right.*
2. *March out to the rear ; the leading files moving out sideways till they get room to wheel ; and then each wing, or grand-division, wheeling to the right by files.*

Form the Battalion !

2. *Turn to the left.*
 3. *To the left wheel.*
 4. *March obliquely to the right and dress.*
- } 1st method.

Turn

again in considerable less time than when it marches off from the right or left. But if the defile be wide enough for two men to march a-breast, then the word will be---*Battalion ! from the center, advance in Indian files !* upon which the two center files advance, followed by the two next files, one from the right, and another from the left, of the center, and these by the rest in regular succession. This manœuvre will be easy to understand, only by considering, that 'tis the same thing as if the right wing advanced by its left in Indian file, and the left wing by its right. In forming the battalion, the files of the right wing incline to the right, and those of the left wing to the left.

* It is to be noted, that every command to *wheel*, intends the wheeling by *platoons*, according to the 2d principle ; platoons being capable of wheeling with much greater facility than grand-divisions, or companies.

Turn to the right.
 To the left wheel.
 March obliquely to the right and dress.
 Turn to the right about. } 2d method.*

No. 5. { Battalion !
 P. 8. { Wings !
 F. 3. { G. Divisions ! } From your center advance by files !

1. Turn to the center ; the right wing, right grand-divisions, or right sub-divisions, turning to the left, and the left wing, G. D. or S. D. turning to the right, to the center of the battalion; of each wing, or of each grand-division.

2. March out to the front ; a few of the center files sliding out sideways, (to give themselves room) and then wheeling to the right and left by files, followed by the rest. The battalion, each wing, or grand-division, will now be advancing in a column, with six men a-breast.

Form the Battalion !

2. Turn to your front. †
 3. To the right and left wheel.
 4. March obliquely and dress. } The two center platoons inclining a little to the right and left inwards, so that their center flanks may be joined, when their wheel is finished.

No. 6.

* Young remarks, " That this 2d method is contrary to the 4th principle. Because from the time the word *form the battalion* is given, till it comes to the right about, it continues retiring from the enemy, and turns its back upon him during the whole time of forming : this is a dangerous manœuvre, since it is a known truth, that a few shot in the rear of a battalion, discourage the men more than a heavy fire in front, which they would not so much fear if advancing upon the enemy, as here performed by the first method ; but every man has a right to chuse for himself ; I shall exhibit both ways."

Plate 8. fig. 2. represents two grand-divisions retiring by files, from the right, and forming again, in one case advancing, agreeably to the 4th principle ; and in the other, still retiring, contrary to that principle, as represented by the dotted figures ; where the left grand-division having turned to the right, wheels by platoons to the left, from *a* to *b*, which then march obliquely to *c*, and lastly turn to the right about to their proper front. The other grand-division is to perform in the same manner ; though, to avoid confusion on the plate, its movements are not represented.

† By *turn to your front* is always meant, that the front rank should then have at its back the center and rear ranks ; and by *turn to your rear*, the contrary ; for instance, a battalion marching by files to its right, is ordered to turn to its rear,---the rear rank then becomes a front ; and the battalion does not turn to the right about to its rear as it was then marching.

No. 6. { Battalion ! } From your flanks re-
 P. 9. { Wings ! } tire by files in
 F. 1. { G. Divisions ! } column !

1. Turn from your center outwards ; the right half of the battalion, of each wing, or grand-division, turning to the right, and the left half to the left.*

2. Countermarch by files ; the right half of the battalion, of each wing, or grand-division, wheeling to the right about by files, and the left half to the left about ; and both marching along in the rear, till they are near joining ; then they wheel to the right and left by files ; and

3. March out to the rear ; thus retiring in a column, with six men a-breast.

Form the Battalion !

2. Turn to your front.
3. To the right and left wheel.
4. March obliquely and dress.†

No. 7.

* If the enemy be near, instead of the whole turning outwards, at once, the battalion, before it retires, may charge by the alternate firing, beginning at the flanks ; the two flank platoons firing, then turning outwards, countermarching in the rear, and crossing the bridge, ford, or defile. After the two flank platoons have fired, the two next to them fire, and move off in the same manner ; and so on, till you come to the center platoons, which are the last to fire and retreat.

† This manœuvre is proper in retiring through a defile, or over a bridge or ford ; and it must have a very good effect, as soon as the battalion begins to form. To cause the alternate firing to be begun by those platoons which form first ; and continued by the other platoons, as they come up to their ground successively, and get dressed.

But if immediately after passing the defile, bridge or ford, it is necessary to line the ravine, wall, or other defence which the place affords, in order to defend the passage ; or protect that part of the battalion which has not yet passed ; then the battalion must not wait for the word to form, but the leading files, after passing, wheel outwards, the leading file of the left wing, followed by the files of its wing, wheeling to the right, and marching towards A (see plate 9 fig. 1) and the leading file of the right wing, followed by the files of that wing, wheeling to the left, and marching towards B, till there be room enough for the battalion to form between these two platoons. Each officer, as soon as his platoon arrives in its place, orders his men to form, and keep up a cross fire, for the purposes before mentioned. It requires some exactness in the officers who lead the flanks of the battalion, to judge of the distance they are to leave between them, for the rest to form in ; but

No. 7. { Battalion ! }
 P. 9. { Wings ! } Advance from the
 F. 2. { G. Divisions ! } right by platoons !

2. Right hand platoons march out to the front.
2. 3. Platoons march obliquely to the right and cover.

Form the Battalion !

3. Leading platoons continue marching to the front ; but taking short steps,
4. Platoons march obliquely to the left and dress.

No. 8. { Battalion ! }
 P. 10. { Wings ! } Retire from the right
 F. 1. { G. Divisions ! } by platoons !

1. Turn to the right about.
2. Right-hand platoons march out to the rear.
2. 3. Platoons march obliquely and cover.

Form the Battalion !

1st Met.	}	3. Turn to the right about.	}	2d Met. A.B.	}	Leading platoons march slow.
		4. March obliquely to the right and dress.				Platoons march obliquely to the right, and dress.

These two manœuvres (advancing and retiring from the right by platoons) may be used where the defiles are broad : but if the passages are wide enough to admit of two platoons in front, then it will be best to march as directed in the two following numbers, 9 and 10 ; because from such columns the battalion is very quickly formed.

No. 9. { Battalion ! }
 P. 10. { Wings ! } By platoons advance from
 F. 2. { } the center.

2. Center

but should they be mistaken in not giving room enough, it is not of great consequence, as the center platoons may fall into the rear, to avoid confusion. It may even be necessary to strengthen the rear of the center in this manner should the enemy endeavour to pass at the ford, or bridge ; but for this very reason the contrary error should be carefully avoided, as it would be very dangerous to leave a weak center exposed at the pass.

2. *Center platoons march out to the front.*
2. *Platoons march obliquely and cover ; the right platoons inclining to the left, and the left platoons to the right.*

Form the Battalion !

2. *Leading platoons march slow.*
3. *Platoons march obliquely and dress.*

No. 10.	}	<i>Battalion !</i>	}	<i>By platoons retire in column</i>		
P. 10.					<i>Wings !</i>	<i>from your flanks !</i>
F. 3.						

1. *Turn to the right about.*
2. *Flank platoons march obliquely to the center and cover ; the center platoons now bringing up the rear.*

Form the Battalion !

2. *Turn to the right about.*
3. *Platoons march obliquely to the front and dress.*

No. 11.	}	<i>Battalion !</i>	<i>Retire in four lines by platoons !</i>
P. 11			
F. 1.			

Every grand-division is told off into four platoons ; the first four (being the right platoon of each G. D. and numbered 1,) fire, and retire about 100 paces ; then the second four (numbered 2,) fire, and retire about 100 paces beyond the first four ; and so on.*

Form

“ This (says Young) is a fine way of retiring in an open country.” --- And in another place he observes, “ That the most difficult manœuvre is the retreat of a battalion on a plain ; because if it marches too fast, consternation is the consequence, and confusion takes place ; if too slow, the enemy have time to make use of their superiority. Yet a battalion may continue retreating, as fast as the generality of soldiers can run, and three fourths of it may always be formed in good order : for if the platoons marked 1. plate 11. fire, it is of no consequence how fast they run to their second position, as the others are formed behind them, (that is, between them and the enemy ;) the platoons marked 2 retire to 2, those marked 3 to 3 ; and so on for miles together.”

These remarks, though confined to the retreat of a battalion on a plain, yet appear to me very applicable to its retreat in any ground sufficiently open to march by platoons ; only instead of limiting the retreat of the platoons to

about

Form the Battalion !

4. *The platoons farthest from the enemy halt.*
 4. *The other platoons continue to retire and dress with them ; each platoon turning to the right about as it falls into its place.*

No. 12. }
 P. 11. } *Battalion ! Form two deep !*
 F. 2. }

The battalion continues marching in line, that the files may open more easily to let in the rear rank, as this manœuvre is entirely performed by it ; the files inclining to the right and left from the center.* The battalion is told off into odd and even files : the files (beginning on the right) numbered 1, 3, 5, &c. being odd files ; and those numbered 2, 4, 6, &c. even files.

The rear rank man of each odd file moves up into the front rank, leaving his file leader on his left hand ; and the rear rank man of each even file following him, takes place in the center rank.

Battalion ! form three deep !

The rear rank men step back, incline to the left, and cover their file leaders. The battalion continuing to march ; the files incline to the center, till they are in close order.

If a battalion is marching by files on a road, and wants to form against an enemy who is pursuing, the commanding officer may order it to *halt, front, and to the right, or left, change its front.* That is, if the battalion be retiring by the right by files, after halting, it will face to the left,
 to

about 100 paces, or other regular distance, they should retire alternately to the next rising grounds, walls or other places of shelter, and there await the pursuing enemy.-- If the retiring body be less than a battalion it may retire in three or two lines, by platoons ; or if there be only from two to five platoons, the first may fire and retire, and the others follow in regular succession. Or if a single company is to retreat in this manner, it may be told off into four small, or half platoons, which should fire and retire successively.

* Young is not particular in his directions for performing this manœuvre : but in order to have the battalion in close order, the openings must be made only between every two files ; to wit, between each even file and that next on the left of it,

to its proper front ; and then the word will be, *to the left change your front* ; on which the battalion wheels to the left by platoons, which then march obliquely to the right and dress : if the battalion be retiring by the left by files, the battalion faces to the right to its proper front ; and then the word will be, *to the right change your front* ; on which the battalion wheels to the right by platoons, which then march obliquely to the left and dress. But then the battalion, when formed, will find itself either entirely on the right or left of the road ; so that the enemy will have a great advantage in approaching one flank : it is true the battalion may be ordered *to wheel on the center*, which brings the center of the battalion on the road ; but as this manœuvre is exploded, on account of its being difficult to perform, (in another place Young says, “ every body knows it is impracticable, except on a bowling green ;”) the following one may supply its place.

No. 13. } *Battalion ! On your center, to the left*
 P. 12. } *change your front !*
 F. 1. }

The battalion having halted, and faced to its proper front ; then,

1. *Left wing to the right about.*
2. *To the left wheel by platoons* ; but the two center platoons wheel after the common manner of wheeling on the center
3. *To the right march obliquely and dress* ; each platoon of the left wing turning to the right about as soon as it comes to its ground. The battalion now fronts the enemy.

If the battalion is marching by the right by files, and the enemy appears in front,—

No 14. } *Battalion ! On the center, to the right*
 P. 12. } *change your front !*
 F. 2. }

The battalion having halted, and faced to its proper front,—then,

1. *Right wing to the right about.*
2. *To the right wheel by platoons ; but the two center platoons wheel on the center common to them both, after the usual manner.*
3. *To the left march obliquely and dress ; each platoon of the right wing turning to the right about as soon as it comes to its ground. The battalion now fronts the enemy.*

No. 15. }
 P. 13. } *Battalion ! To the right change your front !*
 F. 1. }

2. *To the right wheel by platoons.*
 - 3, 4. *March obliquely and dress ; as at A.*
- But if the enemy is too near to allow the completing the manœuvre, the platoon marked 1 fires and retires to 1, in the line of platoons marked B ; the platoon 2 keeps its fire till they approach nearer, then fires and retires to 2. No. 3 fires and retires to 3, 4 to 4, and so on, till the battalion is formed again, as at B.

Among other manœuvres which he calls necessary, Young gives the *square*, and the *long square* or *oblong*. — But I do not find they are ever made use of except against horse ; and therefore appear of little consequence to Americans. Indeed if an enemy should introduce horse into America, the rough grounds, woods and numerous inclosures, would, I believe, in most parts, afford a security to foot, far better than squares and oblongs. — Nevertheless, I will just hint at some methods of forming the oblong, which is much preferable to the square ; as from the narrowness of its front, it can pass through any inclosed and difficult country, with much greater ease than the square ; consequently can march faster without being disordered ; and at the same time defend itself full as well if attacked.*

No. 16.

* Young mentions the following method by which foot may effectually defend themselves against horse.

“ Let us suppose (says he) a battalion on a plain, in front of which is an inclosed country, with an opening large enough to admit half a battalion in front ; and that on the other side there are some regiments of cavalry drawn up on a plain, ready to make their way through this opening, in order to

No 16. *Battalion ! form the oblong advancing from the center !*

The colours and their reserve halt, or march slow : The two center platoons march forward, and then incline to one another till they join : the other platoons turn inwards to the center ; those of the right wing turning to the left, and then wheeling to the right by files, covering the three right-hand files of the right center platoon ; and those of the left wing turning to the right, and then wheeling to the left by files, covering the three left-hand files of the left center platoon : then the right flank platoon turns to its rear, and wheels to the right ; and the left flank platoon turns to its rear and wheels to the left ; these two platoons thus forming the rear of the oblong ; in every part of which the front rank is outward. The colours and their reserve are inclosed in the oblong. In this form the battalion may pursue its march ; and if it be attacked, it may halt, and every part face outwards, and fire in such manner as the attacks of the enemy shall require.

Form the Battalion !

The two center platoons advance by short steps, inclining outwards, to make room for the colours and their reserve to take their place between them ; the platoons of the right face wheel to the left, and those of the left face to the right ; the right rear platoon wheels to the left

extend their front upon the plain where our battalion is supposed to be placed." " The battalion may remain upon the plain to receive the cavalry, which they certainly will repulse by the following disposition. The front rank kneels, (their firelocks unloaded to prevent the temptation of levelling) the butt ends of the firelocks are so placed in the ground, opposite the right knee, that the bayonets are presented to the enemy at an angle of 45 degrees, nearly. The center and rear ranks have their firelocks loaded. When the cavalry CHARGE, they will strike their horses upon the bayonets of the front rank ; and provided the infantry of that rank continue firm, the center and rear ranks may pick off the dragoons at pleasure."

" Post's Hanoverian regiments at Crevelt, defeated what the French call their best troops, and that without loss, by the method above-mentioned."

" Upon the ground already described, the infantry may be strengthened, by forming in two lines to receive the cavalry, the first of which will be broke through if received with the whole ranks standing, but the second will only have to do with squadrons in disorder."

left about, the left rear platoon to the right about ; and all march obliquely to the right and left, and dress.

No. 17. *Battalion ! form the oblong retiring from the center !*

The battalion faces to the right about and forms the oblong to the rear, in the same manner as in the preceding case it was formed to the front ; only the rear rank will now be outwards in every part of the oblong. But in a former treatise Young gives a different method of forming the oblong retiring, according to the following explanation.

Battalion to the right about. March. The two center platoons halt and front. Wings wheel inwards by platoons. March obliquely and form the flanks of the oblong. Rear platoons (that is, the two flank platoons of the battalion) wheel inwards, which completes the oblong. In this way the front rank is every where outwards. The battalion is formed again after the manner described in the preceding case.

No. 18. P. 11. F. 3.	}	The battalion marching by files receives the word, <i>Battalion ! Upon the march form the oblong !</i>
----------------------------	---	---

And if it be marching by the right by files, it will proceed according to the following explanations.

2. *Leading sub-division (or company) to the right wheel.*
2. *Right-hand sub-divisions incline to the right in marching, and the left-hand sub-divisions to the left.*
2. *Close your distances ; the 4th sub-division closing till it joins the 2d ; the 6th joins the 4th, the 5th the 3d, the 7th the 5th.*
2. *Rear sub-division turn to your rear, wheel to the left, and close the oblong. The 3d, 5th and 7th sub-divisions have the rear rank outwards.*

Form the Battalion !

The front sub-division halts, or marches slow ; the rear sub-

sub-division turns to the right about, (that is, to its own proper front, if not already in that position) and then wheels to the right about; the other sub-divisions wheel to the right (the three of the right flank of the oblong having first turned inwards, towards the left flank (or face) of the oblong); only the third sub-division marches till it comes to the left flank of the 2d, and then wheels to the right. When the sub-divisions have wheeled, the 4th, 5th, 6th, 7th and 8th march obliquely to the left and dress with the other three. These are agreeable to Young's directions. But I am inclined to think it easier to form the battalion in this manner. *The 1st S. D. halt; the 8th S. D. turn to your front, and wheel to the right; 3d, 5th and 7th S. D. turn inwards, towards the left flank (or face) of the oblong; march to the left and dress; each sub-division making a partial wheel to the right, and then marching to the left; and when it gets to the left flank of the sub-division which forms on its right, it completes its wheel to the right and dresses; but the 2d S. D. wheels at once to the right and dresses with the 1st; and the 3d marches along the rear of the 1st and 2d, and then wheels to the right and dresses with them.*

“This manœuvre (says Young) is very necessary where a battalion marches through a country by files, and is ordered suddenly to form to inclose the baggage; &c.” In another place he introduces this manœuvre in the following manner. “Suppose you enter into an inclosed country, the road through which only admits of a file in front; and that as you advance, the road turns broad enough for a sub-division, till it opens into a plain covered with the enemy's light troops, (by which, I take it, he means their light horse) who are commonly so fond of baggage that it will be necessary to secure it by a proper manœuvre.” He then on the march forms the oblong; and adds---“If the road is not broad enough for a sub-division, the two leading platoons wheel to the right, and cover each other, until the road permits the marching of a sub-division in front; the right-hand sub-divisions marching in file, incline to the right of the road, and the left-hand sub-divisions to the left, leaving the road clear in the middle, for the artillery and baggage.”

gage." The two platoons which form the rear of the oblong, may also wheel and cover each other, until the road is broad enough to admit a sub-division in front.

If a battalion is marching by sub-divisions, it is quickly formed into an oblong in this manner. The companies are to be closed up to half distance ; (that is, till each is within half the length of its front from the company next before it) and then you give the word,

No.	19.	} <i>Battalion ! By half companies form the oblong !</i>
P.	12.	
F.	3.	

The leading company stands fast ; the next six companies (if there be eight battalion companies) wheel each from the center to the right and left outwards, and form the two flank faces of the oblong ; the rear company closes up, and forms the rear face.

Reduce the oblong !

The leading company moves forward to half distance ; the flank faces turn, or face, to the front of the oblong, then wheel inwards by files (as at *b, b,*) till the respective half companies join, and front by word from their own officers ; forming again a column of companies at half distance. And if it be necessary now to form the battalion, at the word therefor, the companies will march obliquely, and dress in a line.

In the foregoing manœuvres, I have given only the methods of advancing and retiring from the *right* in Indian file, by files, and platoons : but 'tis easy to conceive how to perform the same from the *left*. And in manœuvring battalions, it is of importance to consider the advantages or disadvantages that moving from the right, left, or center, may occasion, before the word for the manœuvre be given. For instance, by No 3. the grand-divisions advance from the right by files ; but if there be any probability that the enemy will attack the right flank, then it will be more convenient to advance from the *left* by files : that so, instead of forming the battalion, its front may conveniently be changed to the right, to receive

ceive the enemy. For the grand-divisions advancing from the left by files, will have their front rank to the right, by which means they may with facility form the battalion, with its front changed to the right, by these words, *Grand-divisions ! Turn to the right !—To the left march obliquely and dress in battalion !*

If you should have mistaken the enemy's intention, and find they are approaching your left flank, then the battalion must change its front to the left. But as the grand-divisions now have their rear rank towards the enemy, in order to form the battalion with its front changed to the left, and its front rank next the enemy, each grand-division must countermarch by files; the manner of doing which is represented in plate 14. fig. 1st, and 2d. The grand-divisions advancing from the left by files, receive the word, —*Grand-divisions ! Countermarch by files !* upon which the rear half of each grand-division turns to the right about; and then they wheel to the left about by files, both at the head and rear of each grand-division. As soon as the center files of each grand-division have wheeled, the word is given, *Turn to your front, and dress :* which being performed, the grand-divisions will then be in the situation represented by the 3d position in fig. 2. of plate 14, fronting towards the enemy; from which position, at the word, *Form the battalion,* they march obliquely to the right and dress: whereby the battalion changes its front to the left of that course it was pursuing when marching in four columns by files.

Or should the enemy attack in front and on both flanks, after you have passed the defiles, or fords, the following disposition may be made. See plate 14. fig. 3.

The battalion marching in four columns by files by the left has just passed the fords of the river.

Right flank grand-division (numbered 1.) halt.

Center grand-divisions to the left wheel; the grand-division numbered 3 wheeling from the position in which the 4th now stands.

March obliquely, and dress.

Left flank grand-division turn to the right, and march inwards: it marches from L till it joins the left flank of the 3d grand division coming into the place of that G. D. as it stood in its 2d position.

In forming the battalion, this 4th G. D. must turn to the front of the battalion, wheel to the left by files, and march to the left, till its right flank clears the left of the 3d G. D. then turn to the front, and dress with it.—In performing this manœuvre, if there be time before the enemy can attack, the 4th G. D. should countermarch by files, thereby bringing its front rank towards the enemy ; and then march and join the left flank of the 3d G. D. In this case, when the battalion forms, the 4th G. D. wheels to the right by platoons, which then march obliquely to the left, and dress. In both cases, the 1st G. D. wheels to the left by platoons, which then march to the right and dress.

By No. 7. the grand-divisions advance from the right by platoons, the battalion thus marching in four columns of platoons. From this disposition the battalion was formed to the front. But if before forming the battalion, the enemy should appear on the right or left flank, then the battalion in forming must change its front to the right or left ; which it may do thus :—If the enemy is approaching towards the right flank, give the word, *Columns ! Take your ground on the right !*—Which being done ; you then order—*Form the battalion !* Upon which the platoons march obliquely to the left and dress. See plate 13. fig. 2. A. But if the grand-divisions had advanced from the left by platoons,—then, after the columns had taken their ground on the right, the platoons would have marched obliquely to the right, and dressed, as represented by the dotted part of the same figure at B.—If the enemy approaches the left flank, you give the word, *Columns ! Take your ground on the left !*—Which being done, you then order—*Form the battalion !* Upon which the platoons march obliquely to the left and dress. See plate 13. fig. 2. C. But if the grand-divisions had advanced from the left by platoons,—then, after the columns had taken their ground on the left, the platoons would have marched to the right and dressed ; as represented by the dotted part of the figure at D. For care should always be taken in forming the battalion, not to derange the platoons from their proper order in line, lest a worse confusion should be the consequence.

“ It is to be observed (says Young) that in performing these manœuvres, no longer line than that of a platoon is ever to wheel ;* by which means oblique marching will be of great use ; for these reasons, 1. It allows us to keep a front constantly presented to the enemy ; 2. It may be proved mathematically, that the distance to be marched over is less than by any other method ; and 3. That less time is required than if you wheel or march by files ; so that it agrees with the four principles laid down at the beginning of these manœuvres.”

But notwithstanding the benefits of oblique marching, I am inclined to think that in some cases a different method may be pursued, by which the platoons may march with an ease and dispatch more than sufficient to balance the advantage of keeping a front to the enemy ; especially as the platoons which form first may begin firing, and so check the enemy's approach, till the others have time to form. This different method is represented in plate 14. fig. 4. in which you may suppose the battalion, marching by the right in a column of grand-divisions, to be ordered to form the battalion. But for want of room, only one grand-division, containing four platoons, is represented.

1. The battalion marching in a column of grand-divisions.
2. The left (or 4th) platoon of each grand-division wheels at once to the left, and may begin to fire ; the other three platoons of each grand-division make a partial wheel to the left, as at *a*, *b*, *c* ;—and
3. then march straight forward till each comes to its 3d position, which is to the right of the platoon, which formed next before it.
4. Each platoon, when it comes to its 3d position, wheels instantly to the left, and dresses with the platoon already formed on its left ; *a* wheeling to 3, *e* to 2, and *f* to 1 ; and firing (if so ordered, or the posture of the enemy make it necessary) as soon as it is dressed.

In case the battalion is marching by platoons in columns, as in plate 9. fig. 2. and is ordered to form ; the
platoon

* In forming the oblong upon the march, No. 18. the front and rear subdivisions, instead of wheeling each in one line, may wheel by platoons ; and then each rear platoon will march obliquely, and dress with the other.

platoon next the leading platoon will march obliquely and dress, (it not having room to make a partial wheel;) the others may wheel partially, then march straight forward, and lastly complete their wheeling, and dress.

The design of the foregoing manœuvres, (as already has been hinted) is to enable a body of men to form, and preserve themselves in good order: But because the numerous accidents which happen in a day of battle, often throw them into disorder, in spite of discipline, and all efforts to prevent it,—it is of importance that when they are thus disordered, the men should know how to recover themselves, and re-establish their former order. To this end the following directions for *dispersing* and *rallying* a battalion may be of use.

Caution the men to notice and remember well their platoon, the rank and file they are in, whether they are on the right or left of the colours, and as nearly as they can, to judge their distance from them; and likewise to know their file leaders, and right and left hand men.—Then send off the colours and colour reserve, with some of the drummers and fifers, and order them to halt at a certain place at some distance, fronting the same way they were at first. Then order the men to go to the right about and disperse. After a short time the commanding officer orders the drums that are with the colours, to beat to arms; upon which the men run towards the colours, and fall in as quick as possible unto their respective platoons, ranks and files, and dress with the colours. As soon as the Major sees that they are in order, and tolerably well dressed, he will order the battalion to march; upon which the whole step off, and march forward, dressing well with the colours: or if the commanding officer pleases, he may order the battalion to fire the alternate firing, beginning either from the center or the flanks. After practising this several times, it will be proper to order the colours, their reserve, &c. when they come to the place appointed, to halt, fronting a different way from what they were at first: then the battalion disperses and rallies, as before, only changing its front.

These manœuvres must be of the greatest advantage in action; as it is impossible but that a battalion must be

Sometimes put into a good deal of disorder, and much broken, by loss of men, narrow passes, rough grounds, or many other accidents : and the being able to form itself again, and re-establish its order expeditiously, must give it great advantage over any other not so expert.

ARTICLE III. *Observations.*

I. In the foregoing manœuvres no directions are given respecting the positions, or movements, of the grenadiers, or rangers. “It would be absurd (says Young) to fix places for the grenadier company ; as its place when with the battalion (which seldom happens) must be regulated by the commanding officer’s private order, according to the situation of the ground.”—The especial business of rangers on a march would be, to guard the battalion against surprizes, by advancing at some distance (greater or less, according to the nature of the ground) from the front and flanks of the battalion, for discovering and defeating ambuscades, or holding them at bay till the battalion be ready to oppose them.

II. Although the utmost exactness may seem to be required in the directions for marching and wheeling, in Part II ; yet it should be remembered, that those directions are intended for learners, in order to show them the nature of the different movements ; of which when they have attained clear ideas, and can perform them with exactness, they will no longer need to adhere scrupulously to the rules, but lay aside all stiffness and constraint, taking the shortest course in performing all evolutions.—And after a battalion can manœuvre well on an ordinary march, it should learn to do the same upon the run ; moving first with moderation, and by degrees quickening their pace, until by constant practice they are able to perform manœuvres upon the full run.

III. It will also be highly necessary, when a battalion can perform well on a plain, to practise the manœuvres on rough, broken ground ; because such will frequently, if not most commonly, be met with in a day of action. And by taking different situations, which demand different movements, the officers will acquire a facility in
adapting

adapting their manœuvres to the circumstances of the ground, and the disposition of the enemy ; and the men, by these means, will see and understand their reason and use ; which must be of the last advantage ; as they will then perform them with much more pleasure and ease, and with a certainty precluding almost the possibility of mistakes, and the confusions and mischiefs which might from thence ensue.

IV. This work is already swelled far beyond the size within which I at first proposed to confine it ; arising partly from my enlarging the plan, and in part from the multitude of words necessary in describing the various actions and movements with such a degree of perspicuity as should prevent doubts and mistakes. Nevertheless I cannot forbear adding a little to its bulk, by transcribing some of the excellent orders of the renowned General Wolfe, but given, most of them, whilst he was Lieut. Colonel of foot. The knowledge of so great a soldier will instruct, and his sentiment and spirit highly please and animate the reader.

ART. V. *Extracts from the Orders of the late General Wolfe.*

“ The Lieutenant Colonel has been told that some have pretended illness to avoid field-days and ordinary exercise : how unfit such men as these are for war may be easily imagined, and how well they merit contempt and punishment. Soldiers are to understand that constant and regular exercise is as necessary for their health as it is for their instruction ; and that an army of men, undisciplined, untaught, and unused to any fatigue, is an easy prey to people trained in arms, and brought up in all the exercises of war.—It is the distinguished character of a good soldier to go through every part of his duty with cheerfulness, resolution and obedience.”

“ It is necessary that every soldier should be taught to put a flint into his piece, so as to procure the most certain fire, and not to cut the barrel : and it is likewise of great importance that every soldier should be taught to make up his own ammunition. These are things which are not

not to be neglected without detriment to the service ; and therefore the Lieutenant-Colonel recommends them to the Captains and Officers as objects worthy their attention."

" There are particulars in relation to fire arms which the soldiers should know ; one is, the quantity of powder that throws a ball out of a musket in the truest direction to the mark, and to the greatest distance ; a matter which experience and practice will best discover : soldiers are apt to imagine that a great quantity of powder has the best effect, which is a capital error. The size of the cartridge with ball is another material consideration ; because when the musket grows foul with repeated firing, a ball too near the caliber [or size of the bore] of the musket will not go down without great force, and the danger of firing the piece when the ball is not rammed home is well known : the soldiers should be informed that no other force in ramming down a charge is necessary than to collect the powder and place the ball close upon it. If the ball is rammed too hard upon the powder, a great part of it will not take fire, and consequently the shot will be of so much the less force."

" Every soldier should be provided with a stopper of wood or cork for the muzzle of his musket, and something to stop the touch-hole, to keep out the wet in rainy weather."

" As the muskets are so soon loaded on any alarm, the regiments are to avoid the waste of ammunition, and frequent mischief that happens by their being loaded in the bell-tents : [leathern] cases for the hammers of the muskets must be provided, that the arms may not go off and do harm."

" When the companies are reviewed in fair weather, the men are to do the platoon exercise with their knapsacks on, to accustom them to use their arms under this disadvantage ; because it often happens that they are obliged to fight in that manner ; and therefore great care should be taken to place them in such a manner upon the soldiers' backs as to be the least inconvenient."

" The light infantry—are to have their bayonets, as the want of ammunition may at sometimes be supplied
by

by that weapon, and because no man should leave his post, under pretence that all his cartridges were fired.

“ In most attacks of the night, it should be remembered that bayonets are preferable to fire.”

“ 22 October, 1755. The battalion is to march forthwith to the coast of Kent to assist in the defence of the kingdom.”——“ If the enemy lands* (as they seem to intend) the Lieutenant-Colonel does not doubt but that the officers and soldiers will act against them with the resolution and courage of men who mean to distinguish themselves in the defence of their king and country, and with the spirit of a free people.”

“ If the battalion should be ordered to attack the enemy—a Captain or officer commanding a company or platoon shall be at liberty to except against any particular man, recruit, or young soldier, who appears timid, and turn such soldier out of the ranks, that his fears may have no influence upon the rest.”

“ *Instructions for the 20th regiment (in case the French land) given by Lieutenant-Colonel Wolfe, at Canterbury.*”

“ Dec. 15, 1755. Whoever shall throw away his arms in an action, whether officer, non-commissioned officer, or soldier (unless it appears that they are damaged so as to be useless) either under pretence of taking up others that are of a better sort, or for any other cause whatsoever, must expect to be tried by a general court-martial for the crime.”

“ If a Sergeant leaves the platoon he is appointed to, or does not take upon him the immediate command of it in case the officer falls, such Sergeant will be tried for his life as soon as a court-martial can be conveniently assembled. Neither officer, non-commissioned officer, or soldier, is to leave his platoon or abandon the colours for a slight wound; while a man is able to do his duty, and can stand and hold his arms, it is infamous to retire.”

“ The

* England at this time was greatly apprehensive of an invasion from France.

“ The battalion is not to halloo or cry out upon any account whatsoever, although the rest of the troops should do it, until they are ordered to charge with their bayonets ; in that case, and when they are upon the point of rushing upon the enemy, the battalion may give a warlike shout and run in.”

In marching towards the enemy, “ if the battalion should be crowded at any time, or confined in their ground, the Captain or officer commanding a grand-division may order his [a] center platoon to fall back till the battalion can extend itself again, so as to take up its usual ground.”

“ Every musketeer is to have a couple of spare balls, an excellent flint in his piece, another or two in his pouch, and as much ammunition as he can carry.”*

“ A soldier that takes his musket off his shoulder, and pretends to begin the battle without order, will be put to death that instant : the cowardice or irregular proceedings of one man is not to put the whole in danger.”

“ A soldier that quits his rank, or offers to fly, is to be instantly put to death by the officer who commands that platoon, or by the Officer or Sergeant in the rear of that platoon : a soldier does not deserve to live who won't fight for his king and country.”

“ If a non-commissioned officer or private man is missing after an action, and joins his company afterwards unhurt, he will be reputed a coward and a fugitive, and will be tried for his life.”

“ The drummers are to stay with their respective companies to assist the wounded men.”

“ Every officer, and every non-commissioned officer, is to keep strictly to his post and platoon, from the beginning to the end of the action, and to preserve all order and obedience : the confusion occasioned by the loss of men, and the noise of artillery and musketry, will require every officer's strictest attention to his duty.”

“ When

* General Wolfe, previous to the landing his army in Canada, ordered each man to be furnished with thirty six rounds of cartridges, some loose ball, and three flints. The King of Prussia, in the regulations for his infantry, says---“ The commanding officers of battalions shall be answerable, that before an engagement every man has six or nine cartridges in his pouch, and the sixtieth in the barrel of his firelock.”

“When the files of a platoon are disordered by the loss of men, they are to be completed afresh with the utmost expedition, in which the officers and non-commissioned officers in the rear are to be aiding and assisting.”

“Officers are never to go from one part of the battalion to another, without order, upon any pretence whatsoever.”

“The eight companies of a battalion are never to pursue the enemy, without particular orders so to do; the piquet and grenadiers will be detached for that purpose, and the battalion is to march on in good order to support them.”

“If the firing is ordered to begin by platoons, either from the wings or from the center, it is to proceed in a regular manner, till the enemy is defeated, or till the signal is given for attacking them with the bayonets.”

“If we attack a body less in extent than the battalion, the platoons upon the wings must be careful to direct their fire obliquely so as to strike upon the enemy. The officers are to inform the soldiers of their platoons, before the action begins, where they are to direct their fire; and they are to take good aim to destroy their adversaries.”

“There is no necessity for firing very fast; a cool, well levelled fire, with the pieces carefully loaded, is much more destructive and formidable than the quickest fire in confusion.”

“The soldiers are to take their orders entirely from the officer of the platoon, and he is to give them with all possible coolness and resolution.”

“If a battalion in the front line should give way and retire in disorder towards the second line, and towards that part of it where we are posted (according to the present order of battle) every other platoon, or every other company is to march forward a little, leaving intervals open for the disordered troops to pass through; and after they are gone by, the battalion forms into one front, and moves forward to take post in the first line from whence the broken battalion retired.”

“If a battalion upon either flank gives way, and is defeated, the piquet or grenadier company, wherever it

[the giving way, or defeat] happens to be, is to fall back immediately, without any confusion, and protect that flank of the regiment."

"The misbehaviour of any other corps will not affect this battalion, because the officers are determined to give the strongest proofs of their fidelity, zeal and courage, in which the soldiers will second them with their usual spirit."

"All attacks in the night are to be made with the bayonets, unless when troops are posted with no other design than to alarm, harass or fatigue the enemy, by firing into their out-posts, or into their camp."

"If intrenchments or redoubts are to be defended obstinately, the fire is to begin in a regular manner, when the enemy is within shot, at about 200 yards, and to continue till they approach very near; and when the troops perceive that they endeavour to get over the parapet, they are to fix their bayonets, and make a bloody resistance."

"All small parties that are intended to fire upon the enemy's columns on marches, upon their advanced guard, or their rear, are to post themselves so as to be able to annoy the enemy without danger, and to cover themselves with slight breastworks of sod, behind the hedges, or with trees, or walls, or ditches, or any other protection, that if the enemy returns the fire it may do no mischief: these parties are to keep their posts till the enemy prepares to attack them with a superiority; upon which they are to retire to some other place of the same kind, and fire in the same manner, constantly retiring when they are pushed."

"But when a considerable detachment of foot is posted to annoy the enemy upon their march, with orders to retire when attacked by a superior force, the country behind is to be carefully examined, and some parties sent off early to post themselves in the most advantageous manner to cover the retreat of the rest; this is always to be done in all situations when a considerable body is commanded to retire."

"If an intrenchment is to be attacked, the troops should move as quick as possible towards the place, not in a line, but in small firing columns of three or four platoons in depth, with small parties between each column, who are to fire at the top of the parapet when the columns

columns approach, to divert the enemy's fire, and facilitate their passing the ditch, and getting over the parapet, which they must endeavour to do without loss of time."

"It is of little purpose to fire at men who are covered with an intrenchment; but by attacking in the manner above mentioned one may succeed."

"If the seat of war should be in this strong inclosed country, it will be managed chiefly by fire, and every inch of ground that is proper for defence disputed with the enemy; in which case the soldiers will soon perceive the advantage of levelling their pieces properly; and they will likewise discover the use of several evolutions that they may now be at a loss to comprehend.—The greater facility they have in moving from place to place, and from one inclosure to another (either together or in separate bodies) without confusion or disorder, the easier they will fall upon the enemy with advantage, or retire when it is proper so to do, sometimes to draw the enemy into a dangerous position, at other times to take possession of new places of defence that will be constantly prepared behind them."

"If the battalion attacks another of nearly equal extent, whose flanks are not covered, the grenadiers and picquet may be ordered to detach themselves, and surround the enemy by attacking their flank and rear, while the eight companies charge them in front. The grenadiers and picquet should therefore be accustomed to those sort of movements, that they may execute their orders with a great deal of expedition."

"If the battalion is to attack another battalion of equal force, and of like number of ranks, and the country quite open, it is highly probable, that, after firing a few rounds, they will be commanded to charge them with their bayonets, for which the officers and men should be prepared."

"If the center of the battalion is attacked by a column, the wings must be extremely careful to fire obliquely.—That part of the battalion against which the column marches, must reserve their fire, and if they have time to put two or three bullets in their pieces, it must be done. When the column is within about twenty yards, they

must fire with a good aim, which will necessarily stop them a little. This body may then open from the center, and retire by files towards the wings of the regiment, while the neighbouring platoons wheel to the right and left, and either fire, if they are loaded, or close up and charge with their bayonets."

"If a body of foot is posted behind a hedge, ditch, or wall, and being attacked by a superior force is ordered to retire, the body should move off by files, in one or more lines, as perpendicular as possible, to the post they leave, that when the enemy extend themselves to fire through the hedges, the object to fire at may be as small as possible, and the march of the retiring body as quick as possible."

"The death of an officer commanding a company or platoon shall be no excuse for the confusion or misbehaviour of that platoon: for while there is an officer or non-commissioned officer left alive to command, no man is to abandon his colours and betray his country."

"The loss of the field officers will be supplied (if it should so happen) by the Captains, who will execute the plan of the regiment with honour."

"If the battalion should have the misfortune to be invested in their quarters (or in a post which they are not commanded to defend) by a great superiority, they have but one remedy, which is to pierce the enemy's line or lines in the night and get off. In this case the battalion attacks with their ranks and files closed, with their bayonets fixed, and without firing a shot. They will be formed in an order of attack suited to the place they are in.—All possible means will be used, no doubt, to surprize them [the enemy]; but if they are found in arms they are to be vigorously attacked with the bayonets.—It is needless to think of firing in the night, because of the confusion it creates, and the uncertainty of hitting any object in the dark.—A column that receives the enemy's fire, and falls immediately in amongst them, must necessarily defeat them, and create a very great disorder in their army."

THE CONTENTS.

THE PREFACE.

	Page
P A R T I.	
Chap. I. Of the arms and accoutrements of a soldier	I
Chap. II. Directions about the method of teaching the exercise	4
Chap. III. The manual exercise	II
Chap. IV. The officers exercise	30

P A R T II.

Of the elements of evolutions, and the principles of manœuvres	34
Chap. I. Article I. Of the names of the several parts of a body of men drawn up in military order	34
Art. II. Of the distances of ranks and files	36
Chap. II. Of facing	37
Chap. III. Of turning	39
Chap. IV. Of marching and wheeling	41
Art. I. General observations on marching	41
Art. II. Of the manner of stepping	43
Art. III. Directions for marching	45
Art. IV. Of wheeling	46
Art. V. Of wheeling by single ranks	47
Art. VI. Of marching and wheeling by single ranks	53
Art. VII. Of marching and wheeling by files	54
Art. VIII. Of the oblique step	57
Art. IX. Of marching and wheeling in three ranks	59
Art. X. Of marching and wheeling by divisions	64
Chap. V. Directions for the exercise of a company	66
Art. I. Of sizing and viewing a company, and forming it into ranks at the place of assembly	66
Art. II. Of marching off the company to the place of exercise	73
Art. III.	73

	Page
Art. III. Of drawing up, or forming the company at the place of exercise	77
P A R T III.	
Of forming a battalion, and of the firings, and manœuvres	85
Chap. I. Directions for the assembling and form- ing a battalion by companies, at the place of exercise	86
Chap. II. The manner of forming the battalion to be reviewed	95
Chap. III. The manner of receiving the review- ing officer, and being reviewed	97
Chap. IV. The method of forming the battalion for exercise, and the performance of the firings and evolutions, or manœuvres	99
Chap. V. Of the firings	101
Art. I. General directions for the firings	101
Art. II. The alternate firing	103
Art. III. Street firing	109
Art. IV. The general discharge	113
Art. V. Remarks on the posting of officers, and the firings	114
Art. VI. Parapet firing	119
Chap. VI. Of evolutions or manœuvres	123
Art. I. Simple evolutions	123
Art. II. Manœuvres for a battalion of infantry upon fixed principles	126
Art. III. Observations	146
Art. IV. Extracts from the orders of the late General Wolfe	147

E R R O R S.

PREFACE, page 23. line 27. *for breasts read breast.*

P A R T S I. II. III.

Page 20. line 2. *for explanation 9th read explanation 11th.*
 p. 28. l. 15. *for Ram and Return read Ram and Return.*
 p. 28. 10th command, to shoulder, for 1 motion *read 3.*
 p. 29. 39th command, to order, for 4 motions *read 2.*
 p. 37. note † 1st l. for 14. 15. r. 13. p. 43. l. 7. dele, after leg.
 p. 71. l. 8. *for him r. them.* p. 89. l. 32. *for or r. of.*
 p. 132. l. 13. *for 3. read 2.*

Rangia	1	2	3	4	5	6	7	8	Rangia	Order
1	3	5	7	9	10	8	6	4	2	Order
Platoon										
Make ready										
Present										Platoon
Fire										Make ready
	Company									Present
	Make ready									Fire
	Present								Company	
	Fire								Make ready	
		Company							Present	
		Make ready							Fire	
		Present						Company		
		Fire						Make ready		
			Company					Present		
			Make ready					Fire		
			Present						Company	
			Fire						Make ready	
				Company					Present	
				Make ready					Fire	
				Present	Company					
				Fire	Make ready					
Platoon					Present					
Make ready					Fire					
Present										Platoon
Fire										Make ready
	Company									Present
	Make ready									Fire
	Present								Company	
	Fire								Make ready	
		Company							Present	
		Make ready							Fire	
		Present						Company		
		Fire						Make ready		
			Company					Present		
			Make ready					Fire		
			Present						Company	
			Fire						Make ready	
				Company					Present	
				Make ready					Fire	
				Present						
				Fire						
					Company					
					Make ready					
					Present					
					Fire					
						Company				
						Make ready				
						Present				
						Fire				

No. I.

[A copy of the first table for the alternate firings was prepared for the press, ---but being large, and troublesome and tedious to print, the Author consents to have it omitted; the second table serving to shew generally the manner of the alternate firing; which should be quicker or slower, in proportion to the number of the divisions in which the battalion fires.]

[Faint, illegible handwritten text, likely bleed-through from the reverse side of the page.]

[Faint, illegible handwritten text.]

1. 211

[Faint, illegible handwritten text, possibly a list or notes.]



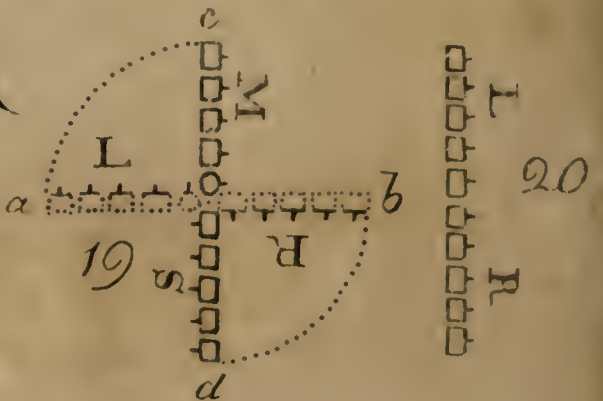

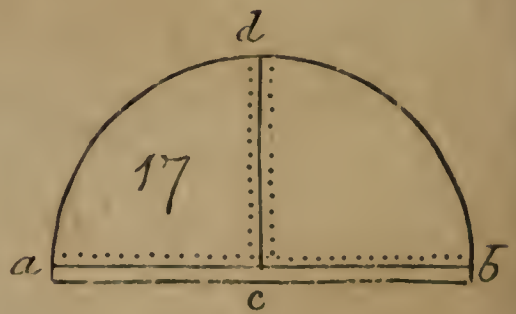
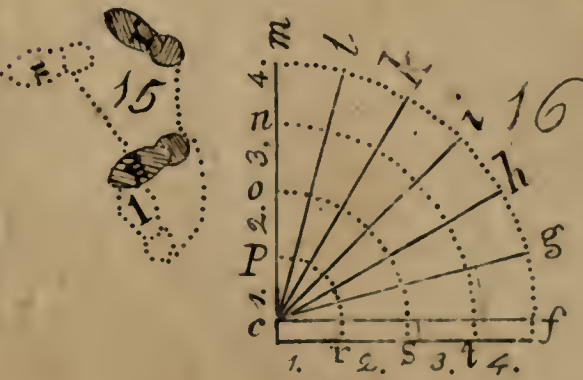
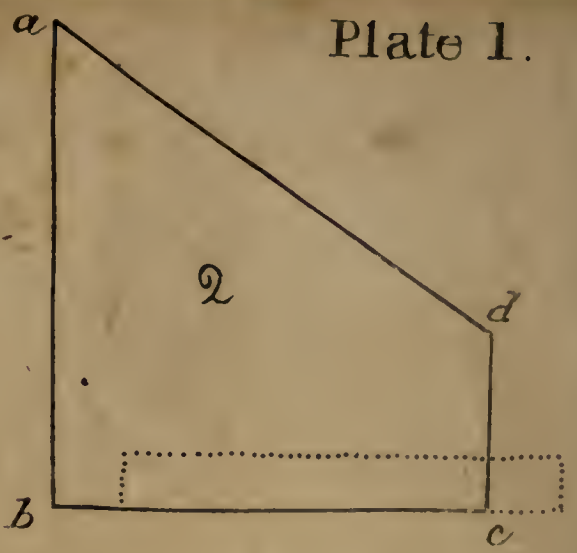
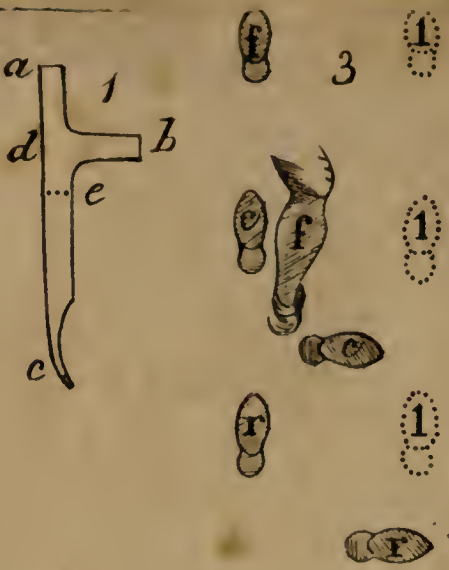
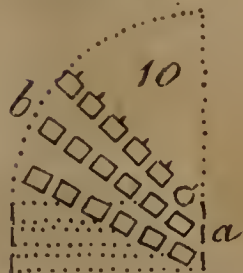

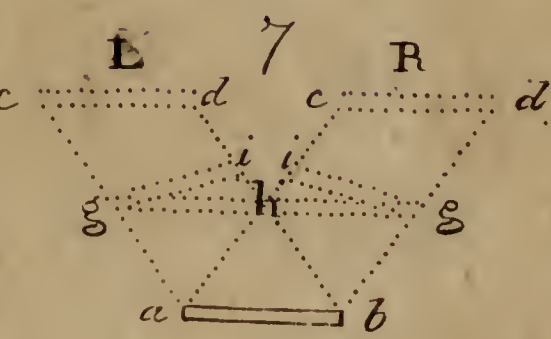
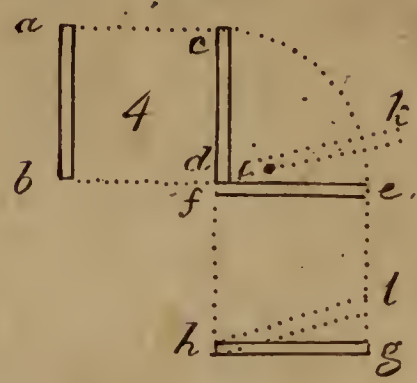

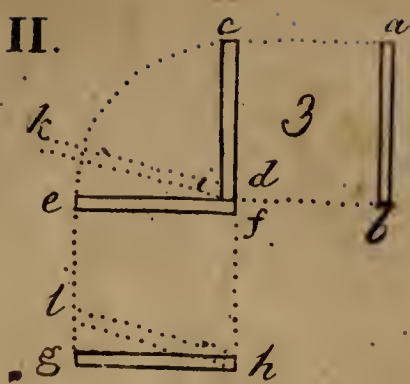
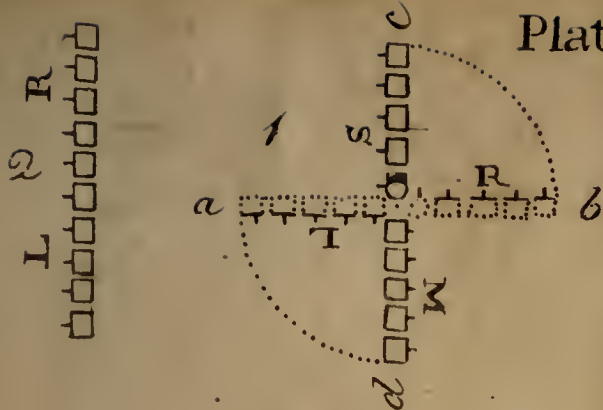

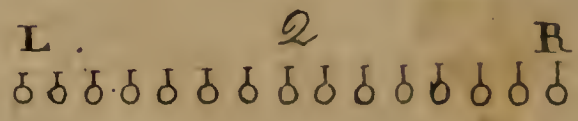
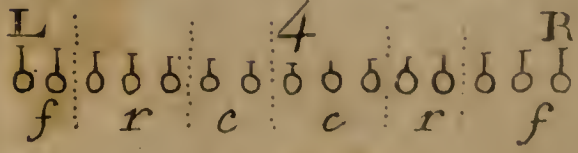

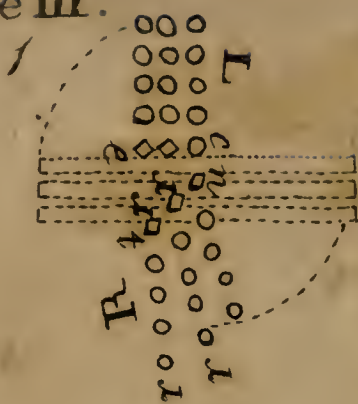


Plate II.




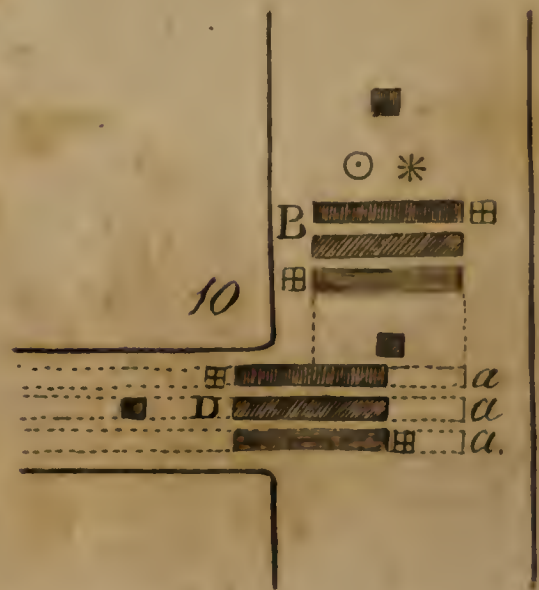




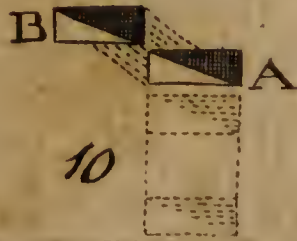


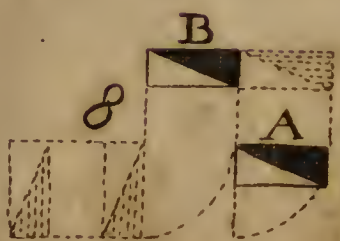
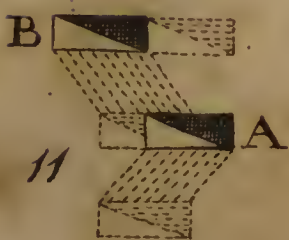
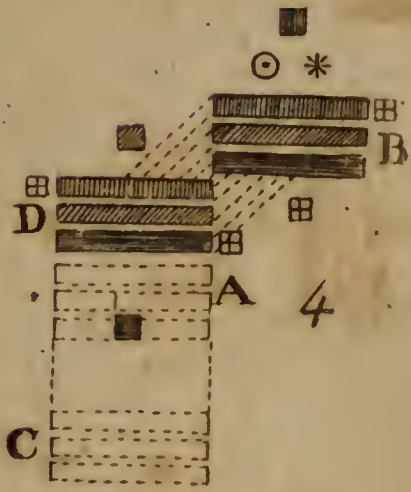
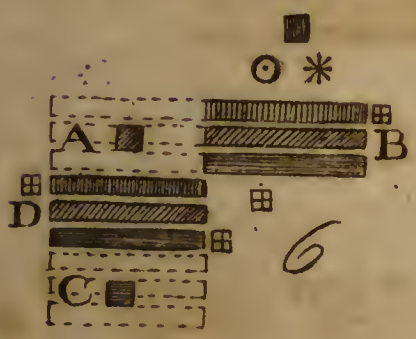
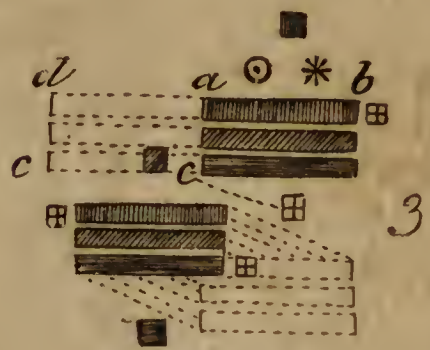
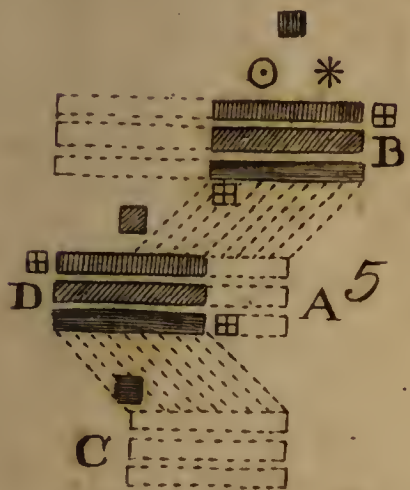
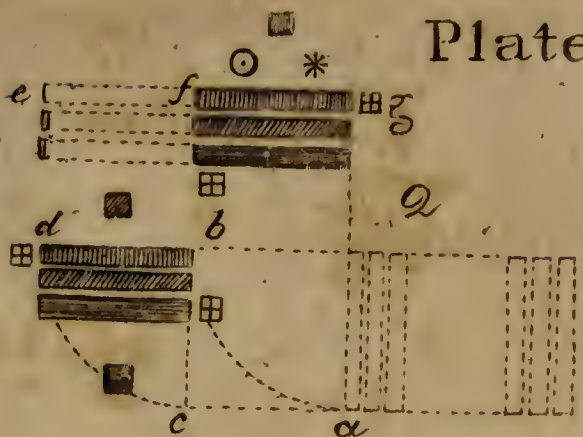




- Captain
- Lieutenant
- Ensign
- ▣ Sergeant
- Drummer
- * Fifer

Front } Ranks.
Center }
Rear }









Colonel
 Lieutenant Colonel
 Major
 Adjutant
 Sergeant Major



* ○ ■

1



2




M



4

2
Front



1

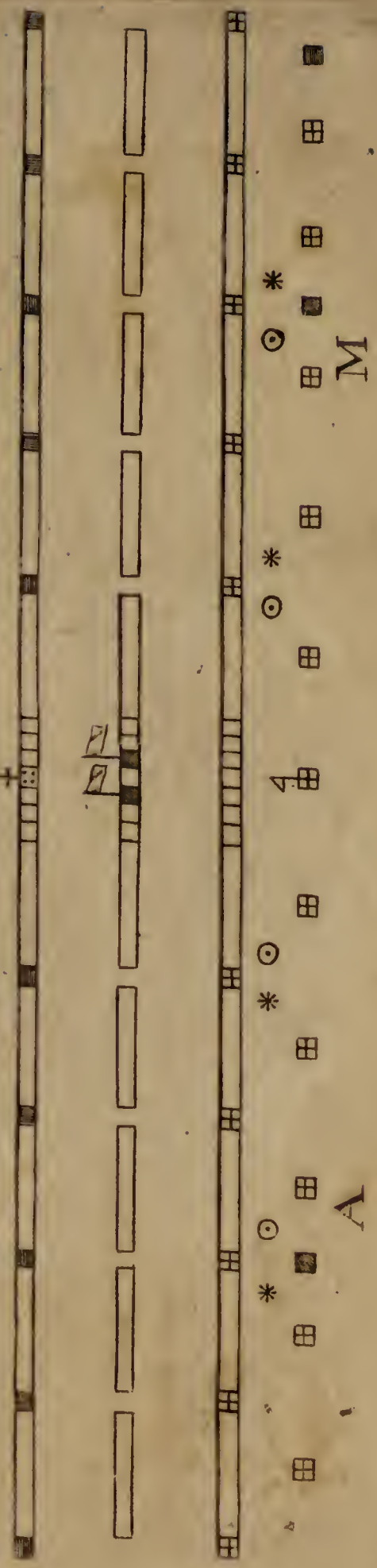
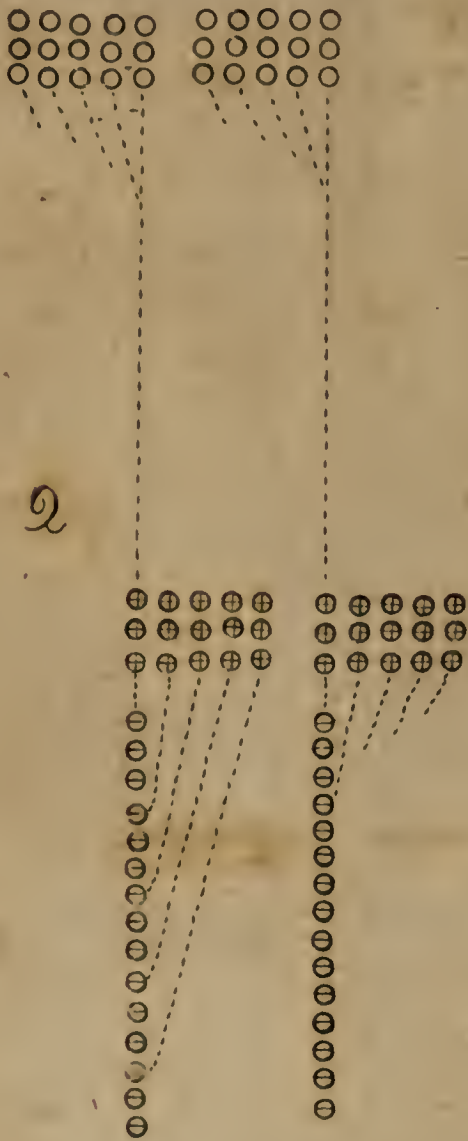





Plate VII.



2



1

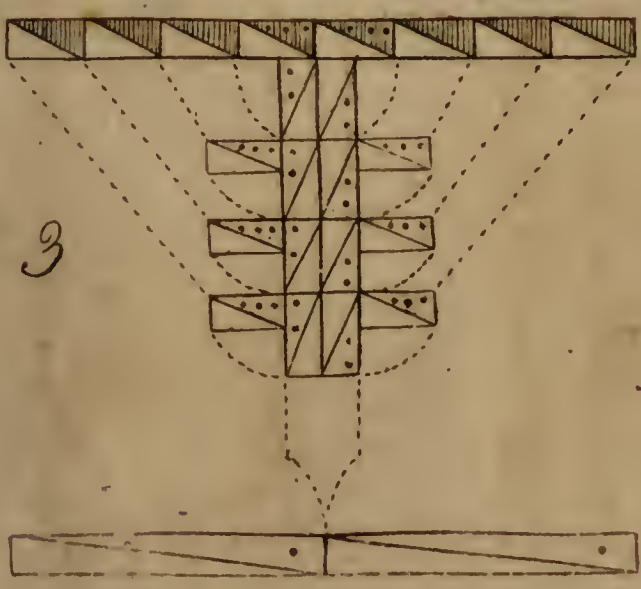
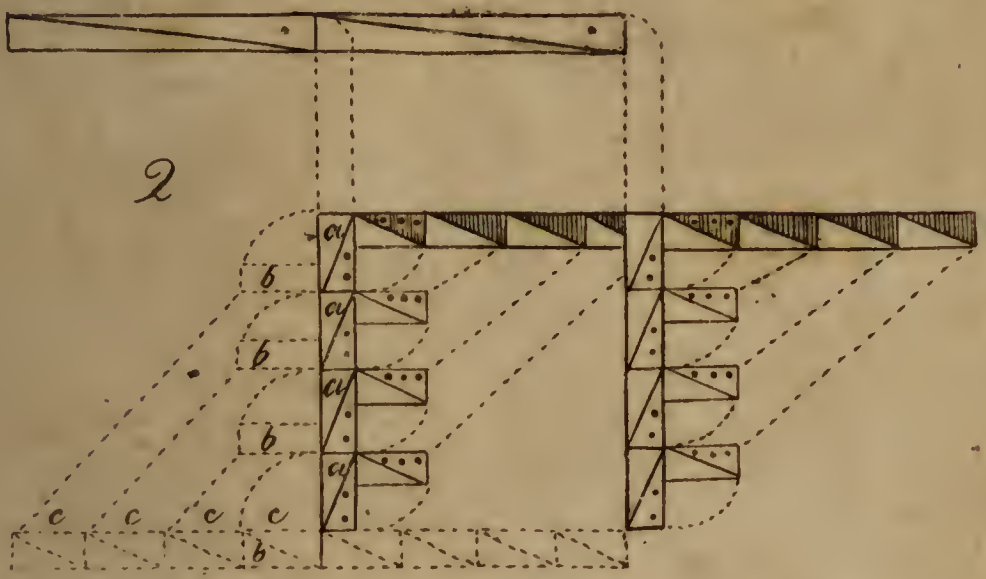
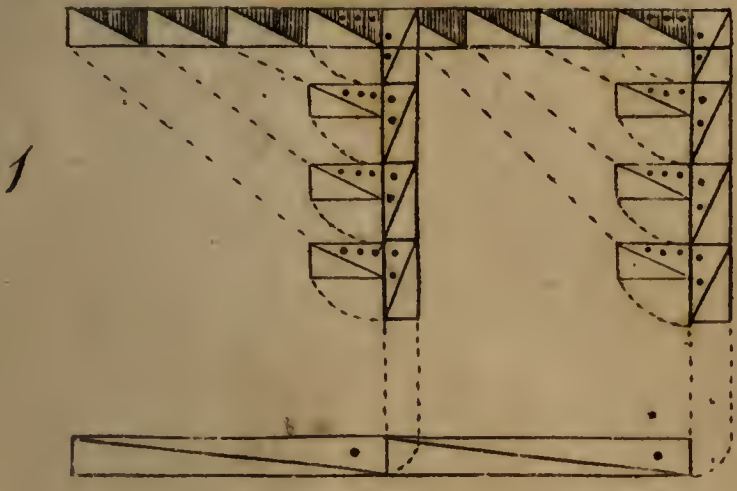



3

Front

- First position.....○
- Second position.....○
- Third position.....○
- Fourth position.....●







Handwritten text at the top of the page, possibly a title or header.



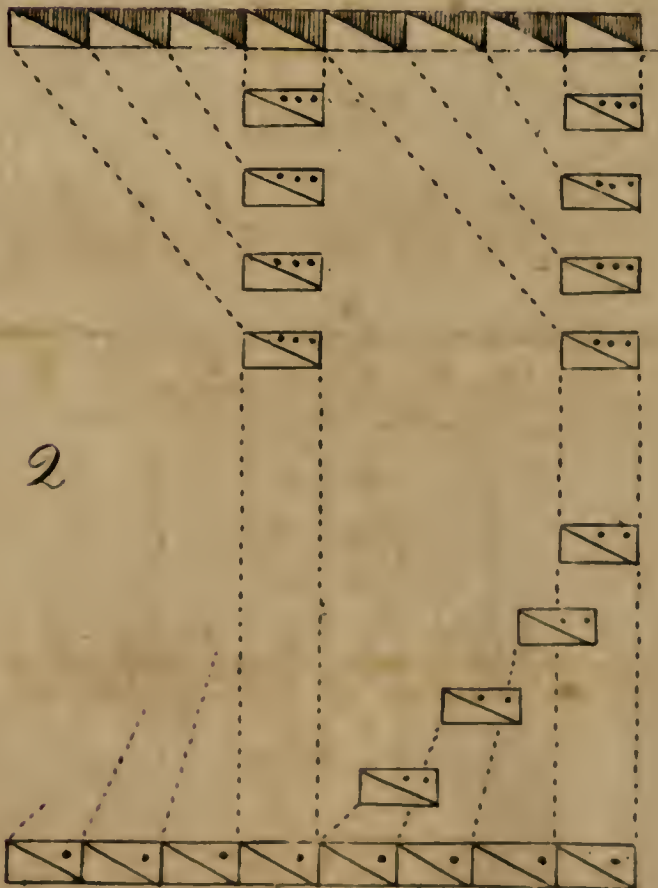
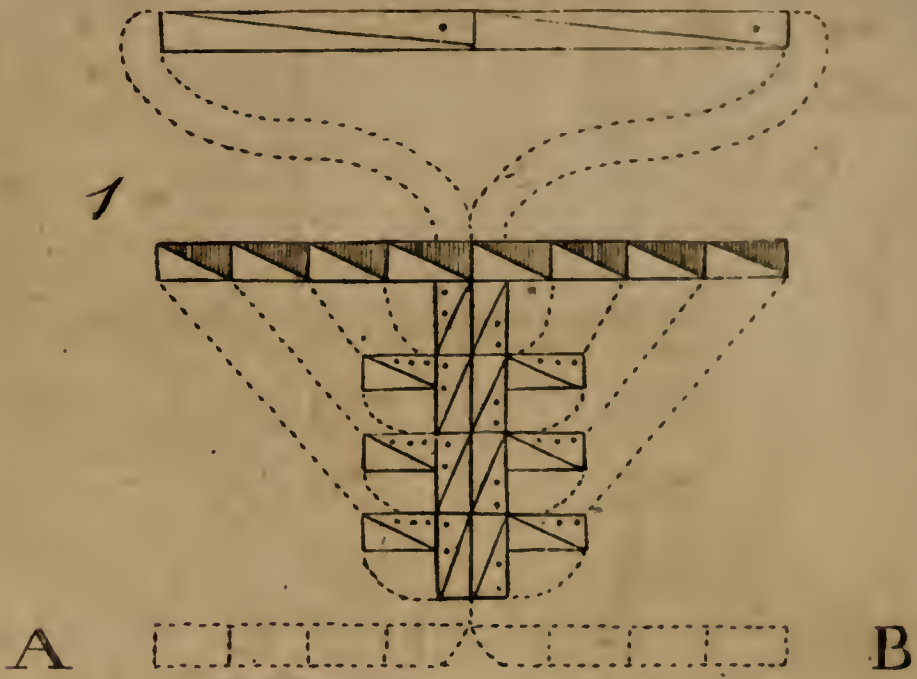
Handwritten text below the diagram, possibly a description or notes.

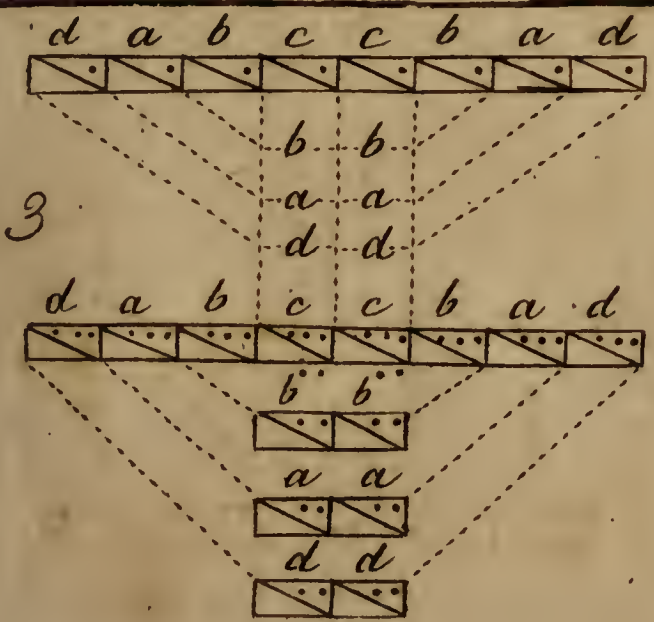
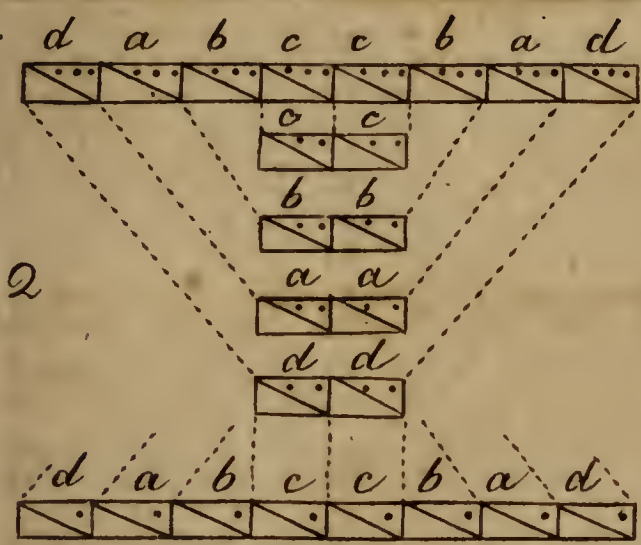
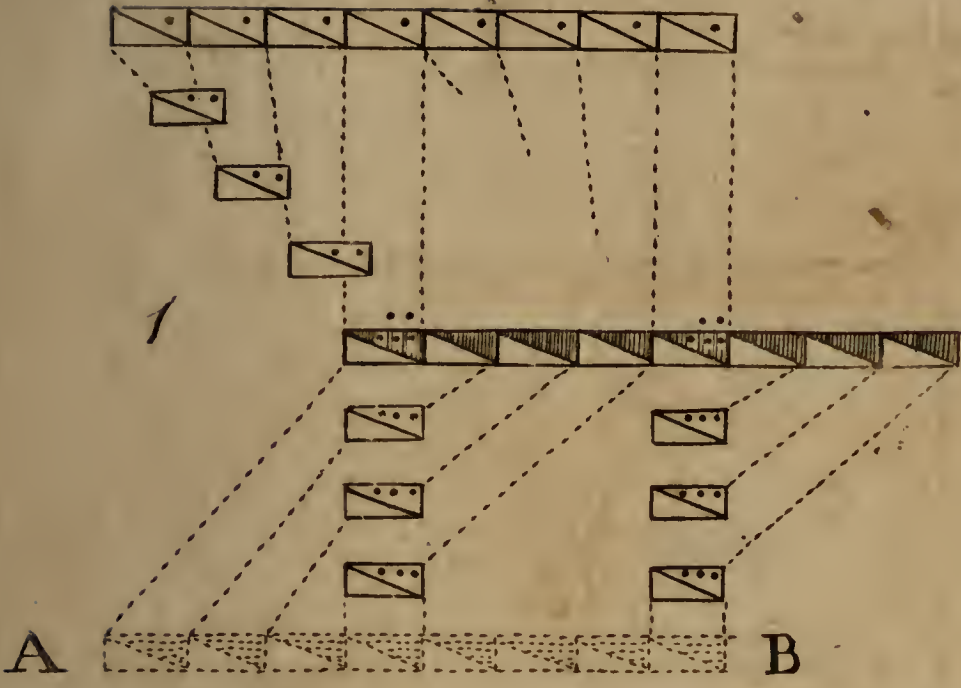
Handwritten text in the middle section of the page.

Handwritten text below the middle section, possibly a signature or date.

Handwritten text at the bottom of the page, possibly a footer or concluding remarks.

Plate IX.





1911-1912

10

10

1911-1912

1911-1912

1911-1912

1911-1912

1911-1912

1911-1912

1911-1912

1911-1912

1911-1912

1911-1912

1911-1912

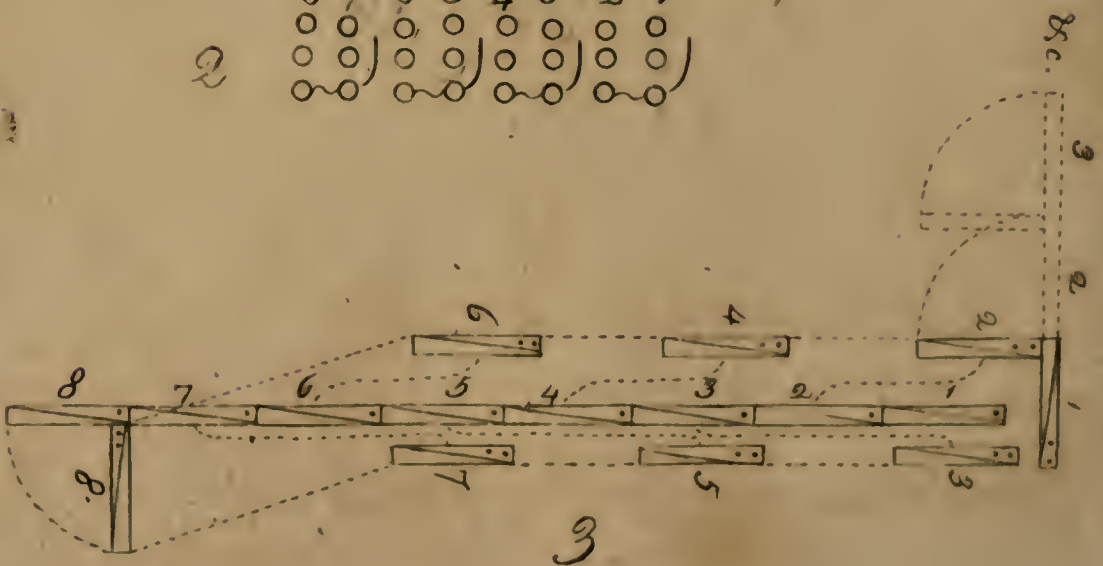
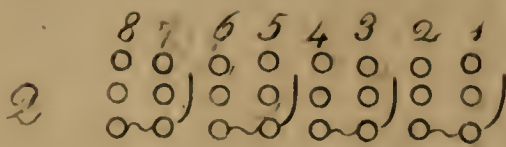
1911-1912

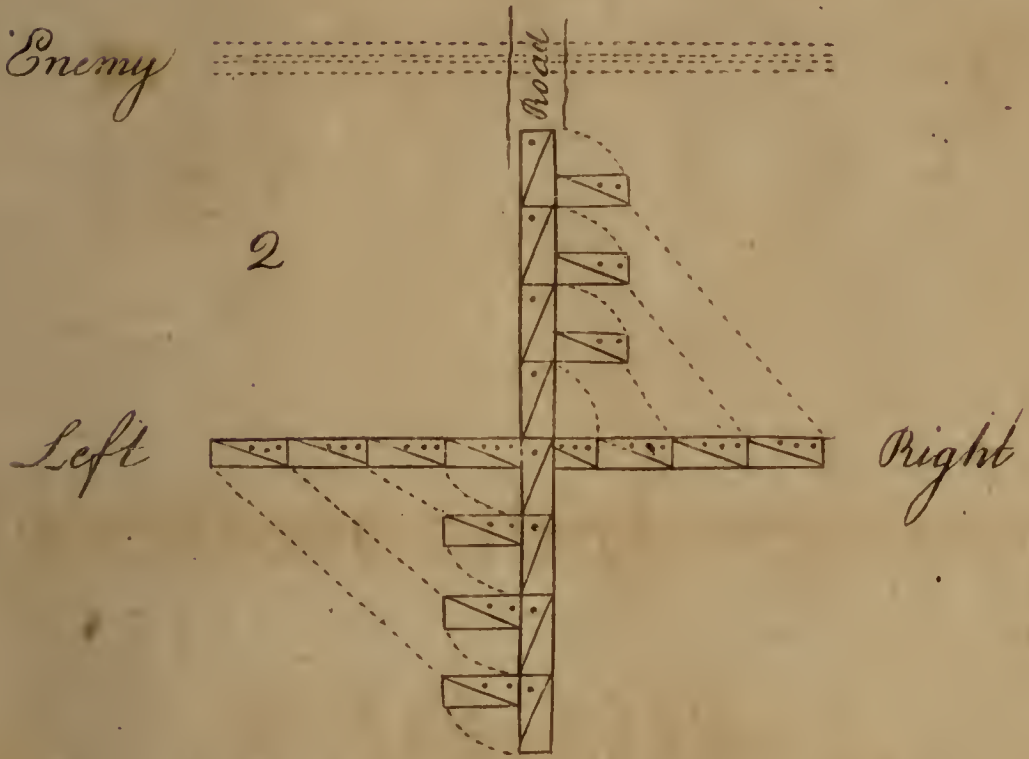
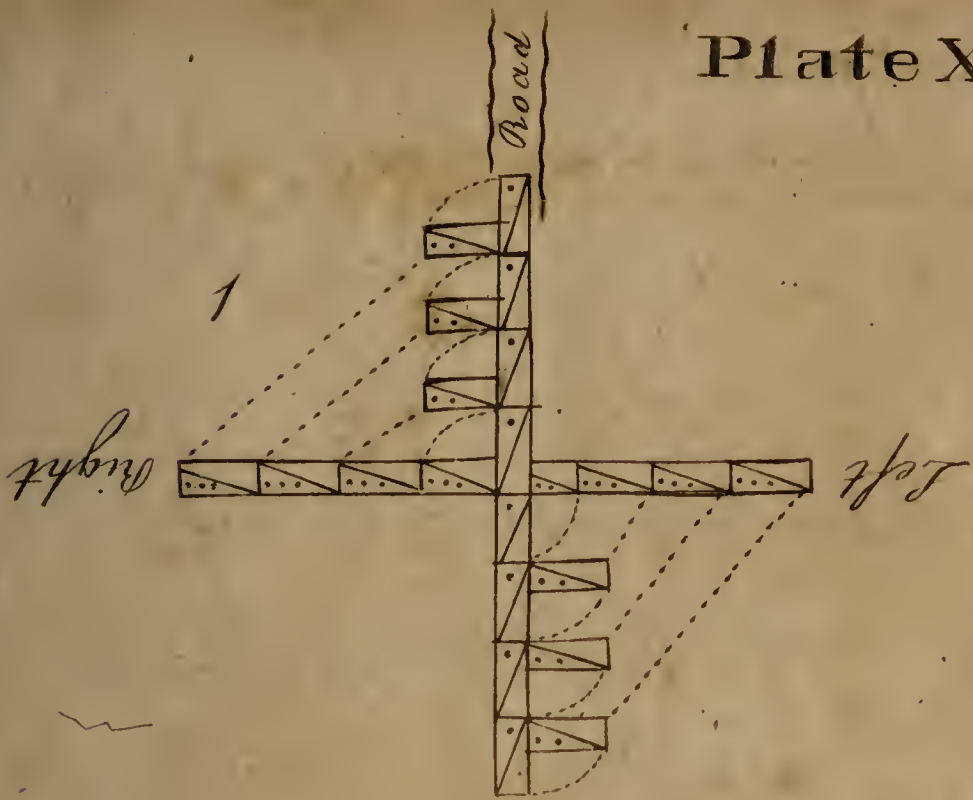
1911-1912

Handwritten text at the top of the page, possibly a title or header.

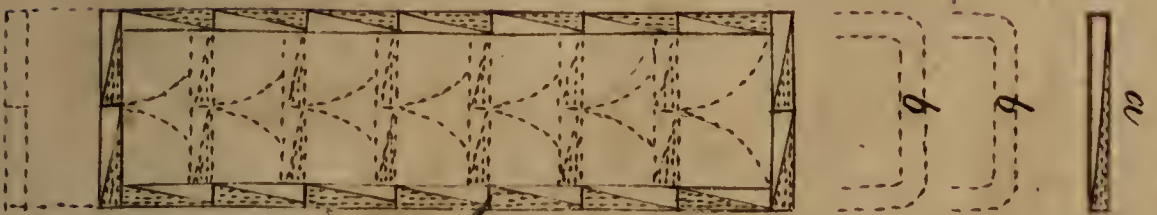
Main body of handwritten text, appearing as a list or series of entries, though the characters are highly faded and difficult to decipher.

Plate XI.




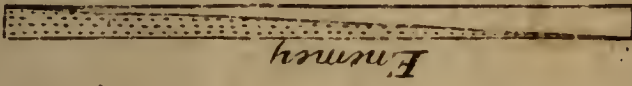



Co

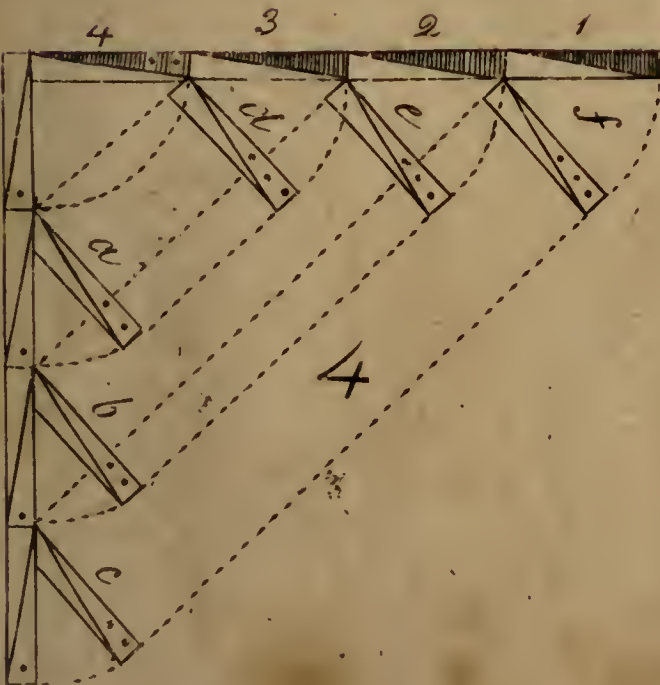
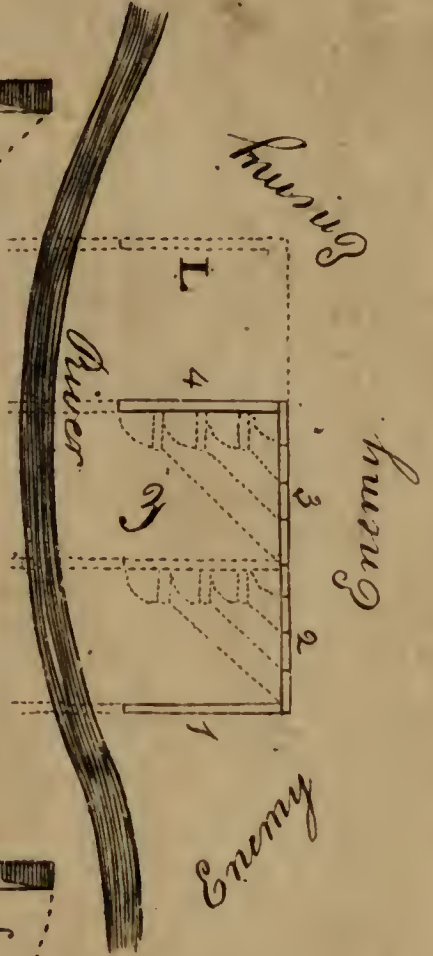





B



2





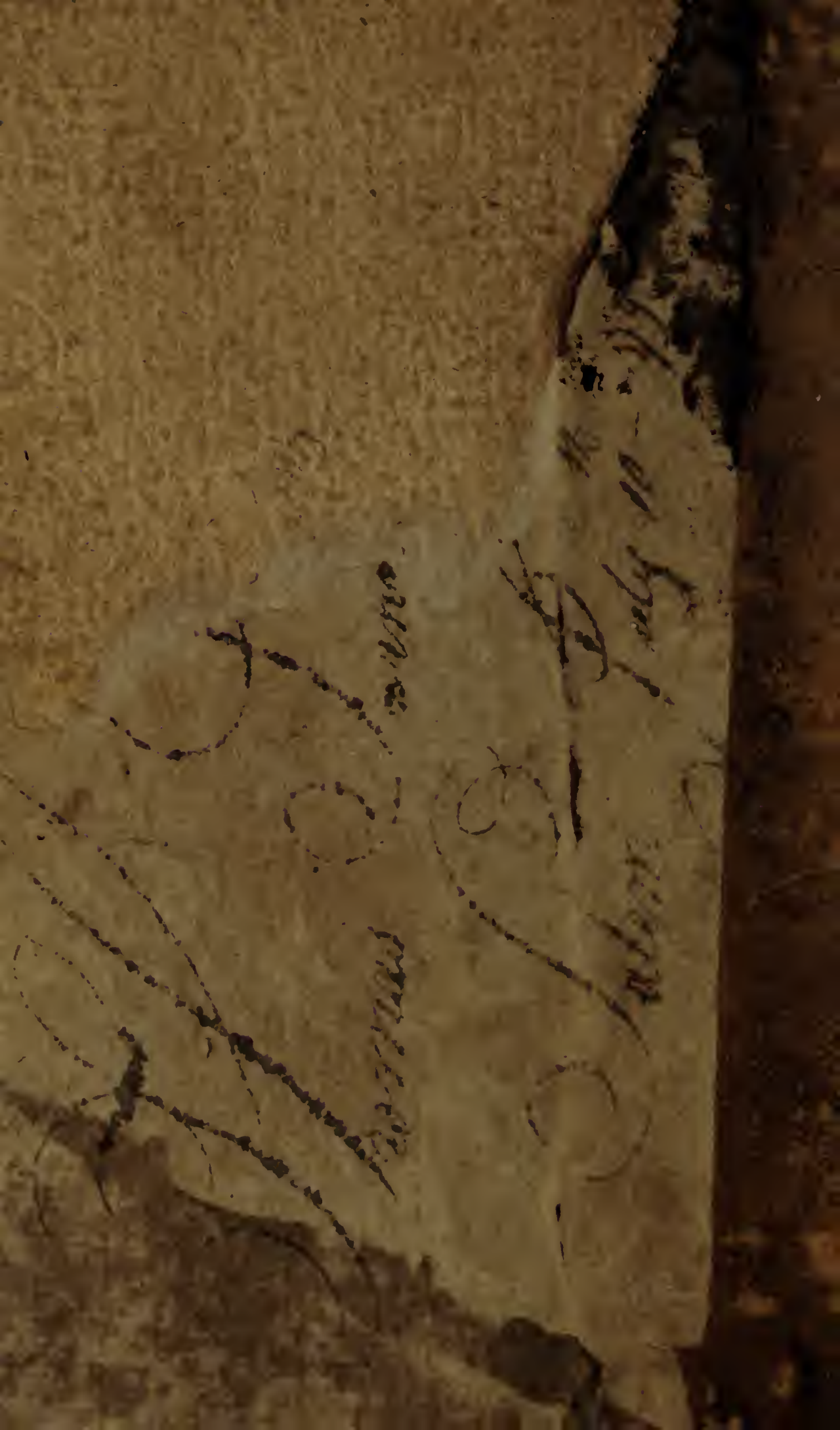




Phillips Library



3 6234 00027678 5



July 10

1877