

GHQ/SCAP Records (RG 331, National Archives and Records Service)

Description of contents

(1) Box no. 2828

(2) Folder title/number: (14)
Flies

(3) Date: ?

(4) Subject:

Classification	Type of record
751	t

(5) Item description and comment:


(6) Reproduction: Yes No

(7) Film no.


Sheet no.

(Compiled by National Diet Library)

C7



THE FLY




THE FLY



THE FLY —


... he is a filthy thing
Who carries germs while on the wing.



He picks them up upon his feet
In places that are not so neat.



He flies through open Privy doors
And gathers germs from seat and floors.



He likes an open garbage can
And any dirty dish or pan.



With many germs upon his feet
He settles now on Baby sweet.




She gets the germs upon her hand
And in her mouth they soon will land.

Then on her food he'll also get
Unless it's covered with a net.



The dysentery germ, you know,
Makes Baby very sick — So—




Close the can and shut the door
The fly can't get there any more.

NOTES



And either screen your windows tight
Or cover Baby — day and night.



Reprinted by
Georgia Department of Public Health
By Permission of
Published by Inter-American Educational Foundation, Inc.
Coordinator of Inter-American Affairs
Washington, D. C.

C7
Keep
YOUR CHILD
WELL
all year!

FLIES, FILTH *and* IMPURE WATER CARRY
COLITIS, DIARRHEA, DYSENTERY *and*
OTHER DISEASES.

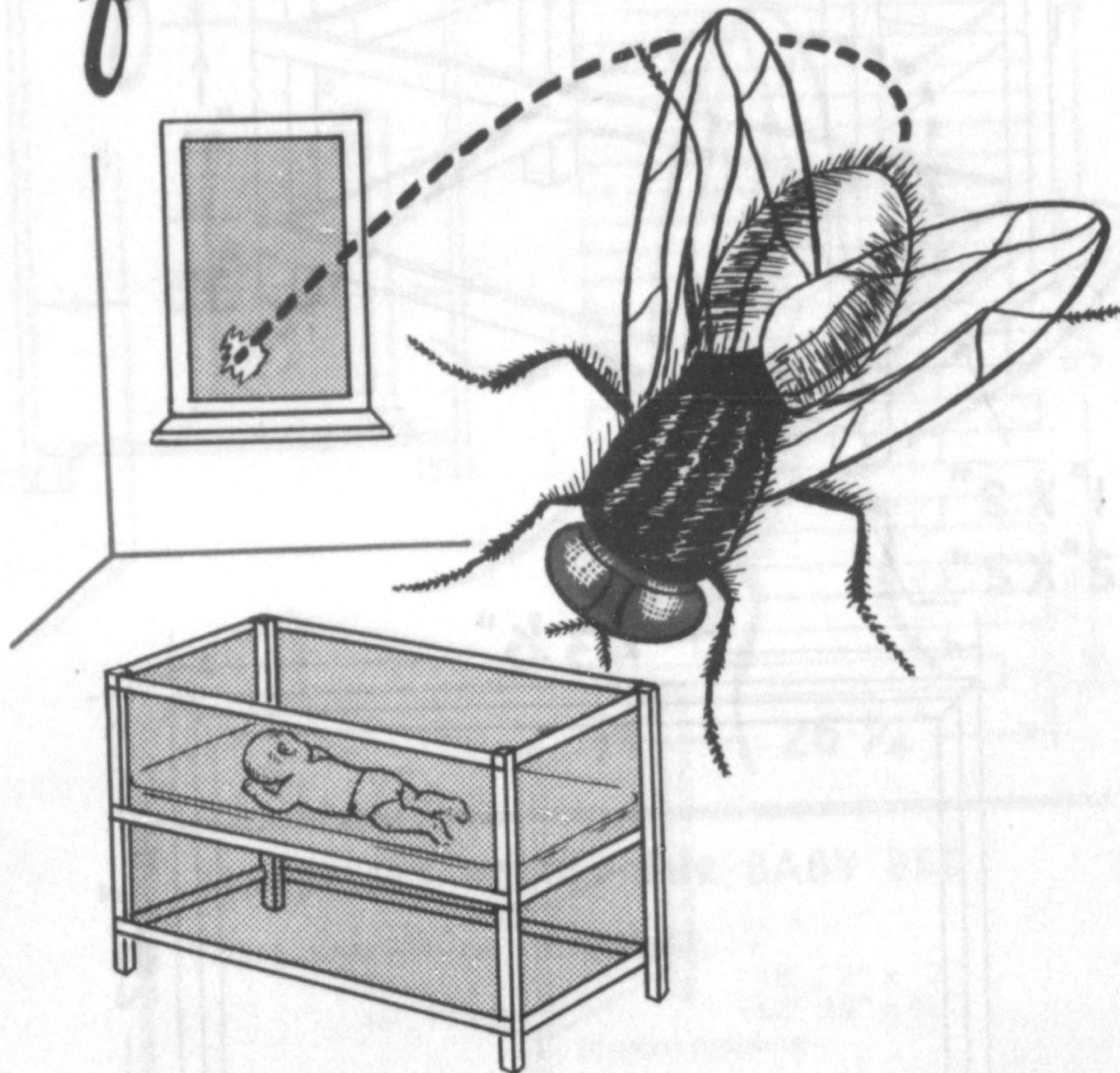
- * Screen your house from flies.
- * Build a sanitary privy.
- * Protect your well.

See YOUR COUNTY
HEALTH DEPARTMENT FOR *Free Plans!*

MISSISSIPPI STATE BOARD OF HEALTH • JACKSON, MISSISSIPPI

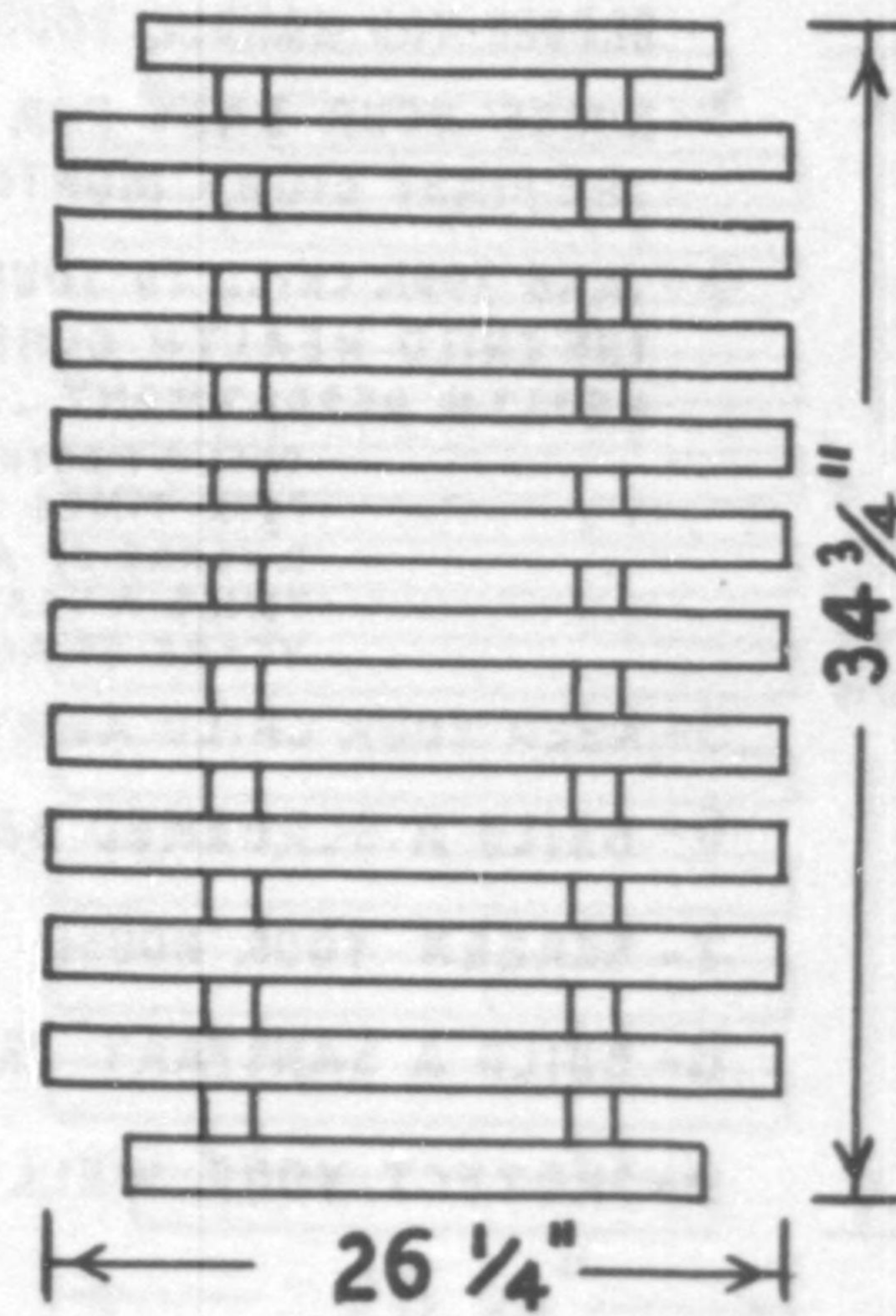
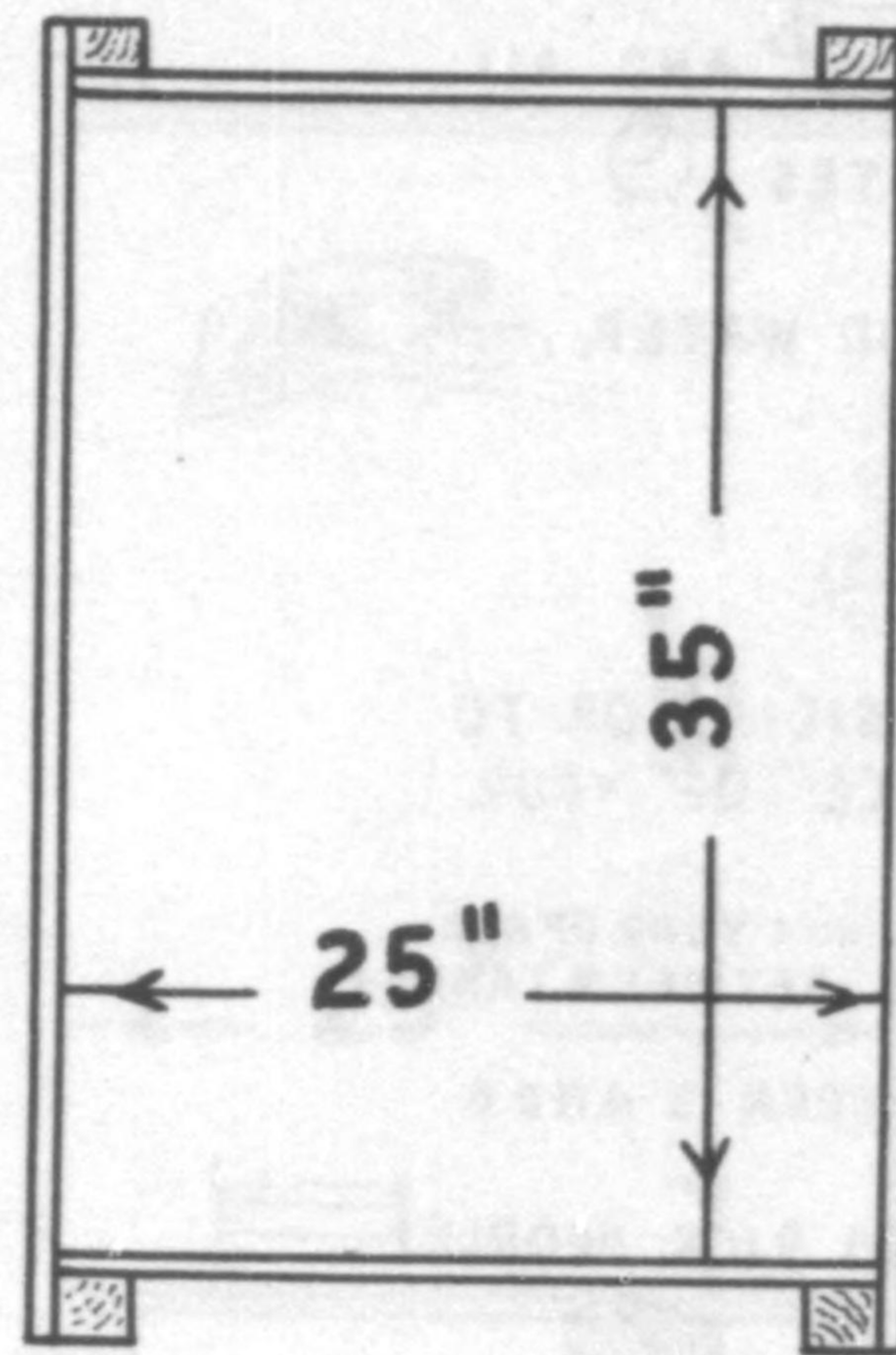
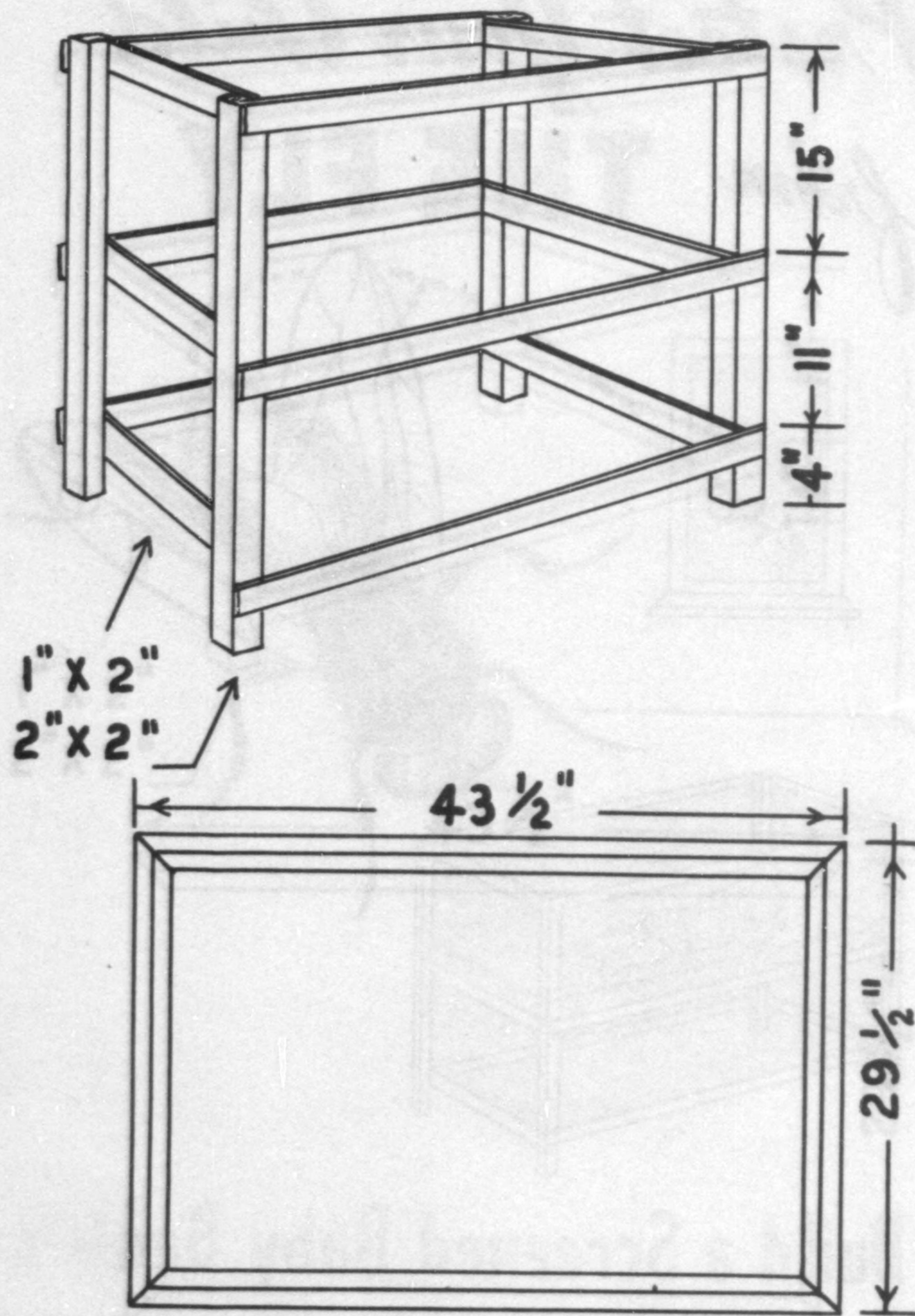
d7

Protect Your Child from **THE FLY**



Build a Screened Baby Bed

HOW TO BUILD A SCREENED BABY BED



MATERIALS NEEDED FOR BABY BED

The lumber will cost about \$2.50:





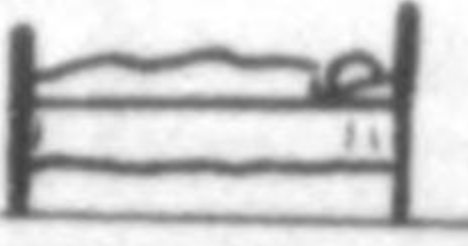




14' 1" x 1"	18' 2" x 2"
46' 1" x 2"	62' 3/8" x 5/8"
14' screen molding	

The nails and screen wire will cost about \$3.25

1 lb. 6-penny nails	1/4 lb. tacks
1/2 lb. 4-penny nails	18' 39" screen wire
2 hinges	1 latch

● ASK YOUR HEALTH DEPARTMENT FOR PLANS ON HOW TO SCREEN YOUR HOME

TO KEEP YOUR CHILD WELL

- 1- BOIL ALL DRINKING WATER  AND ALL COW'S MILK  FOR 5 MINUTES 
- 2- WASH YOUR HANDS WITH SOAP AND WATER BEFORE YOU HANDLE YOUR BABY. 
- 3- NURSE YOUR BABY FOR THE FIRST EIGHT MONTHS 
- 4- TAKE YOUR CHILD TO YOUR PHYSICIAN OR TO THE CHILD HEALTH CONFERENCE OF YOUR HEALTH DEPARTMENT - - -
 - ONCE A MONTH THROUGH 1 YEAR OF AGE
 - FOUR TIMES A YEAR BETWEEN 1 AND 2 YEARS OF AGE
 - TWICE A YEAR BETWEEN 2 AND 6 YEARS OF AGE
- 5- KEEP YOUR CHILD AWAY FROM SICK PEOPLE 
- 6- BUILD A SCREENED BABY BED 
- 7- SCREEN YOUR HOUSE 
- 8- BUILD A SANITARY PRIVY 
- 9- PROTECT YOUR WELL 

SEE THE SANITATION SUPERVISOR
at YOUR COUNTY HEALTH DEPARTMENT

MISSISSIPPI STATE BOARD OF HEALTH
FELIX J. UNDERWOOD, EXECUTIVE OFFICER
JACKSON, MISSISSIPPI