

*New York
State College of Agriculture
At Cornell University
Ithaca, N. Y.*


Library

Cornell University Library
SB 466.G7W32

Flower grouping in English, Scotch & Iri



3 1924 002 803 249 mann



Cornell University Library

The original of this book is in
the Cornell University Library.

There are no known copyright restrictions in
the United States on the use of the text.

<http://www.archive.org/details/cu31924002803249>

FLOWER GROUPING

All rights reserved



ALMOND, WITH THUYA ORIENTALIS.

KEW GARDENS.

FLOWER GROUPING IN
ENGLISH SCOTCH
& IRISH GARDENS

NOTES & 56 SKETCHES IN COLOUR

BY

MARGARET WATERFIELD

AUTHOR OF "GARDEN COLOUR"



WITH CONTRIBUTIONS BY

E. V. B. S. ARNOTT

F. W. CURREY R. P. BROTHERSTON

ROSE G. KINGSLEY S. WYNDHAM FITZHERBERT

HON. EMILY LAWLESS FRANK GALSWORTHY

F. GRAHAM STIRLING WALTER P. WRIGHT

W. W. RICHMOND POWELL

J. M. DENT & CO. LONDON

E. P. DUTTON & CO. NEW YORK

MCMVII

S

PREFACE

IT is my ambition, that this book may be the means of handing on to others some portion at least of the enjoyment and information which I have gained, by the permission so kindly given me to roam and sketch in many gardens. The book does not pretend in any way to be an exhaustive account of English, Scotch, and Irish gardens, or even to be thoroughly representative. Indeed, this would not be possible in the compass of a single volume. I regret extremely that circumstances prevented me from securing pictures of some of the luxuriant gardens of the West of England, and of the almost tropical effects of South-West Ireland. The subjects illustrated have all conveyed to me some lesson of beauty or usefulness; and, as the pictures are of results achieved in one part or other of the British Isles, I hope they may be equally useful to other gardeners, and stimulate the planting of still more beautiful effects. I have treated flowers not as single specimens, but in relation to their setting of house or wall, lawn or woodland, or as a foreground to the landscape, planned for the beauty of the whole effect, for to me a garden is an opportunity of growing beautiful pictures. Where flowers are considered solely botanically instead of pictorially, the interest of the garden may

be increased, but its beauty will never be very great. As no two gardens are identically alike, no stringent rules can be laid down for the achievement of a picturesque arrangement. Adaptability to existing conditions, and the power to see and use the natural beauties of the ground to the greatest advantage, are essentials to success.

I have endeavoured to give hints on the employment of many bulbs and blossoming trees, and of all the most effective garden flowers, such as Lilies, Roses, Irises, Campanulas, etc., and to supplement, as far as possible, some of the omissions in my former book "Garden Colour."

Where my own knowledge has been inadequate to deal with certain subjects, friends have been good enough to contribute papers, which have greatly added to the value of the book, and I take this opportunity of thanking them cordially.

M. H. W.

CONTENTS

GARDENS OF IRELAND—		PAGE
IRISH MEMORIES. <i>By Hon. Emily Lawless</i>	.	3
NOTES ON A SHELTERED GARDEN. <i>By Margaret H. Waterfield</i>	.	27
GARDENS OF SCOTLAND—		
A FRAGMENT. <i>By E. V. B.</i>	.	37
SOME CHARACTERISTICS OF SCOTCH GARDENS. <i>By F. Graham Stirling</i>	.	43
SCOTCH NOTES. <i>By Margaret H. Waterfield</i>	.	50
THE ANNUAL IN SCOTLAND. <i>By R. P. Brotherton</i>	.	62
CORNISH GARDENS. <i>By S. Wyndham Fitzherbert</i>	.	69
EARLY SPRING BULBS—		
THE CROCUS. <i>By Margaret H. Waterfield</i>	.	87
CHIONODOXA.	”	89
PALE DAFFODILS AND BLOSSOM	”	92
DAFFODIL CULTURE. <i>By F. W. Currey</i>	.	97
SPRING BLOSSOMS—		
THE ALMOND. <i>By Margaret H. Waterfield</i>	.	105
PEACHES.	”	108
MAGNOLIA.	”	111
CHERRY.	”	114
<i>b</i>		vii

SUMMER FLOWERS—	PAGE
MAY FLOWERING TULIPS. <i>By Margaret H. Waterfield .</i>	121
IRIS. " " . .	132
ON EREMURI. <i>By W. W. Richmond Powell . .</i>	139
HARDY RHODODENDRONS AND AZALEAS. <i>By Walter P. Wright</i>	143
ROSES. <i>By Frank Galsworthy</i>	151
ROSE NOTES. <i>By Margaret H. Waterfield . .</i>	164
THE LILY. <i>By S. Arnott</i>	174
CAMPANULAS. <i>By Margaret H. Waterfield . .</i>	184
BLUE FLOWERS. " " . .	189
 CREEPERS—	
CLIMBING PLANTS. <i>By Rose G. Kingsley</i>	197
A FEW HALF HARDY CREEPERS. <i>By Margaret H. Waterfield</i>	203
WATER GARDENS. <i>By Frank Galsworthy</i>	209
WILD GARDEN NOTES. <i>By Margaret H. Waterfield .</i>	217
INDEX	227

ILLUSTRATIONS

<i>Almond, with Thuya Orientalis</i>	<i>Frontispiece</i>
	<i>Facing page</i>
<i>Tritoma, Rudbeckia subtomentosa, Monkshead, Hyacinthus Candicans, and Gypsophila</i> <i>St Ann's, Dublin</i>	3
<i>The Yew Garden</i> <i>St Ann's, Dublin</i>	16
<i>Lilium Longiflorum and Cordyline</i> <i>Howth, Dublin</i>	19
<i>Lavender, Geranium, and Ageratum</i> <i>Bushey Park, Dublin</i>	22
<i>Gunnera, Cordylines, and the Seed Vessels of Spiræa Palmata</i> <i>Mount Usber, Ireland</i>	27
<i>Sparaxis Pulcherrima and Francoa Ramosa</i> <i>Mount Usber, Ireland</i>	30
<i>Blue Hydrangea and Romneya Coulteri in a Wood</i>	32
<i>Tiger Lily and Michaelmas Daisy</i> <i>Camp Cottage, Comrie, N.B.</i>	43
<i>Begonias and Lobelia</i> <i>Strouan, Comrie, N.B.</i>	46
<i>The Flower Garden</i> <i>Preston Hall, Dalkeith, N.B.</i>	51

	<i>Facing page</i>
<i>Lilium Colchicum, and Pardalinum, Roses, Delphiniums, and Daisies</i>	51
<i>Preston Hall, Dalkeith, N.B.</i>	
<i>Delphinium, Antirrhinum, and Nemesia, etc.</i>	52
<i>Kirkhill, Gorebridge, N.B.</i>	
<i>Montbretia and Sweet Pea in the Autumn</i>	54
<i>Strouan, Perthshire, N.B.</i>	
<i>Phlox and Blue Monksblood</i>	58
<i>Netber Place, Mauchlin, N.B.</i>	
<i>Tritoma John Benary, Japanese Anemones, Michaelmas Daisies, etc.</i>	60
<i>Dalhousie, Midlothian, N.B.</i>	
<i>Annual Larkspur and Nepeta</i>	62
<i>Drummond Castle, N.B.</i>	
<i>A Border of Annuals</i>	64
<i>Largo House, Fife, N.B.</i>	
<i>Japanese Maples in the Spring</i>	69
<i>The Holt, Harrow Weald</i>	
<i>Embothrium Coccineum</i>	70
<i>Carclew, Cornwall</i>	
<i>Rhododendron Aucklandi</i>	73
<i>Killisow, Cornwall</i>	
<i>White, Purple and Mauve Crocus</i>	88
<i>Woodlands, Cobham</i>	
<i>Chionodoxa and Ceanothus Divaricatus</i>	90
<i>Kew Gardens</i>	
<i>Amelanchier Canadensis, Stella Daffodils, and Prunus Persica against Ilex</i>	95
<i>Kew Gardens</i>	

	<i>Facing page</i>
<i>Peach Trees, Prunus Persica Flore-Roseo-Pleno, and Flore-Rubro-Pleno</i>	109
<i>Kew Gardens</i>	
<i>Magnolia Stellata, Grape Hyacinths and Daffodils</i>	111
<i>Kew Gardens</i>	
<i>Wild Cherry, Daffodils and Pheasant Eye Narcissus</i>	114
<i>Nackington, Canterbury</i>	
<i>Pyrus Malus Floribundus against Holly</i>	116
<i>Winter Farm, Nackington</i>	
<i>Darwin and Cottage Tulips</i>	121
<i>R.H.S. Gardens, Wisley</i>	
<i>Darwin Tulips, Purple</i>	123
<i>R.H.S. Gardens, Wisley</i>	
<i>Aubrietia, Double Arabis, Alyssum Saxatile and Tulips</i>	123
<i>Nackington, Canterbury</i>	
<i>Orange Tulips in Rose Bed</i>	126
<i>Nackington, Canterbury</i>	
<i>Florentine Iris, Purple German Iris and Pink Darwin Tulips</i>	132
<i>Nackington, Canterbury</i>	
<i>Hyacinthus Candicans in an Iris Bed</i>	136
<i>Milton Court, Dorking</i>	
<i>Eremuri</i>	140
<i>Dover House, Canterbury</i>	
<i>Solanum Crispum and Ghent Azalea</i>	147
<i>The Garden House, Saltwood</i>	
<i>Azalea Mollis and Indica</i>	150
<i>The Garden House, Saltwood</i>	

	<i>Facing page</i>
<i>Rose, Madame Alfred Carrière, and Iris Dalmatica</i> . <i>Nackington, Canterbury</i>	152
<i>The Rose Garden, Madame Alfred Carrière, Anna Olivier, Caroline Testout, Madame Lambard, etc.</i> . . . <i>The Old Palace, Bekebourne</i>	155
<i>Hyacinthus Candicans and Tea Roses</i> . . . <i>Nackington, Canterbury</i>	158
<i>Fortune's Yellow Rose and Blue Aquilegia</i> . . . <i>Nackington, Canterbury</i>	160
<i>The Monthly Rose Felleberg</i> <i>Balcaskie, Fifeshire, N.B.</i>	169
<i>Perpetual Climbing Rose, White Daisy, and Anagallis Grandiflora</i> . . . <i>St Ann's, Dublin</i>	170
<i>Auratum Lily, Cordyline, and White Heather</i> . . . <i>Mount Usher, Ireland</i>	178
<i>Tiger Lilies and Tropaeolum Speciosum</i> . . . <i>Kirkhill, N.B.</i>	183
<i>Anthemis Sulphurea, Salvia Horminum, Campanula Lactiflora, and Alstræmeria</i> <i>Nackington, Canterbury</i>	184
<i>Campanula Pyramidalis</i> <i>Nackington, Canterbury</i>	187
<i>Delphinium, Veronica, Anchusa, English Iris and Campanula</i> . . . <i>Nackington, Canterbury</i>	189
<i>Montana Clematis and Hybrid Perpetual Rose</i> . . . <i>Nackington, Canterbury</i>	199

	<i>Facing page</i>
<i>Solanum Jasminoïdes and Clematis Jackmanni</i> . . . <i>Ardamine, Ireland</i>	200
<i>Ipomœa Rubra Cœrulea</i> <i>Milton Court, Dorking</i>	203
<i>Early Rhododendron, Erica Arborea, Aubretia, and Primula Rosea</i>	210
<i>The Garden Tank</i> <i>Bushey Park, Dublin</i>	212
<i>Campion and Pheasant Eye Narcissus</i> <i>The Garden House, Saltwood</i>	217
<i>Onopordon Tauricum</i> <i>Nackington, Canterbury</i>	219
<i>Papaver Pilosum, Lupines, and Geranium Grandiflora</i> <i>Nackington, Canterbury</i>	222

GARDENS OF IRELAND

A

I



TRITOMA, RUDBECKIA SUBTOMENTOSA, MONKSHOOD,
HYACINTHUS CANDICANS, AND GYPSOPHILA.

ST. ANNE'S, DUBLIN.

IRISH MEMORIES—WEST AND EAST

I.—A WESTERN GARDEN

NO man need hope to escape his fate, and for the dweller in The West
the West of Ireland that fate is apt to present itself as a very watery one. Rain is an element in which, for a large portion of his time, he is apt to be more or less continuously immersed. It is about his path, and if not—let us hope—directly about his bed, at least at no period very far away from it. To what extent meteorological conditions such as these affect the more personal and psychological ones is a big question, far too big for me to enlarge upon in so short an article as this. That to a greater or less extent it does affect them, there can, I think, be no reasonable question. Indeed, when one observes the marked, frequently objurgatory, effect produced where a comparatively momentary immersion is in question, who can doubt that where generation after generation has lived, met, married, died, and been buried under such skies, the external conditions must in fairness be held to account for a good many things that to some austere observers appear to require accounting for. That “the soul makes its own climate” is a comfortable no less than a lofty doctrine. At the same time it is well to recollect that climate is at least equally capable of returning the compliment!

It has always appeared to me to be one of the odder characteristics of that very watery divinity who presides over the region that when, once in a cycle or so, he relents, and shows symptoms of reformation, the results are a good deal less satisfactory

Climate than sufferers under his more normal condition might suppose.
and I remember a summer—it was a good many summers ago—
Gardens when for weeks at a time not a shower fell. The loughs
sank low in their beds; the bogs, seamed with cracks, showed
as dry as so many high roads; the grass turned brown; the
flowers withered; the mountains—the scene was Connemara—
stood out, with every muscle of their stony anatomy brought
into the strongest possible relief; now and then a wind got
up, but no rain fell; every atom of moisture seemed to have
vanished out of the atmosphere, and from morning till night the
sun shone down with the same broad, unwinking persistency.
It was exactly what every one had always been wishing and
sighing for, but somehow when it came no one appeared to be
particularly gratified, and I recall no very genuine expression
of regret when at last one morning we got up to find the
sky had lost its brazen look, and that the familiar greys and
greyish greens had once more resumed their dominion.

But it is of gardens, and the effects of climate upon
them, that I believe myself at the present moment to be
writing! The particular garden which I would ask the
reader to imaginatively explore with me lies, not in the pro-
fessedly picturesque western half of the county of Galway,
but in its much flatter, though hardly less stone-ridden, inland
or eastern region. Owing, perhaps, to this superabundance of
stones, or more probably to the fact of none of them being
very far from the storm-breeding Atlantic, it has come to pass
that nearly all the gardens—flower ones, be it understood,
not merely utilitarian ones—in this county of Galway
are *walled* gardens. There may be said, in fact, to be
nearly as many walled flower-gardens in it as there are

country houses for them to belong to, and many of these are of superlative excellence. The particular walled garden which lies at the present moment before my mind's eye is, however, an exceptionally beautiful and attractive one even for Galway.¹ It is large, to begin with, and, what would perhaps at first sight strike a stranger as a superfluity, it contains, not only several breadths of mown grass, but more than one large tree within its boundaries. Forest trees and lawns within walled gardens are not, I imagine, elsewhere common objects. Here in Galway, where land is comparatively at a discount, they may be said to be the rule rather than the exception. Sometimes—to be candid—this super-abundance of greenery tends towards rankness. The grass is not mown quite as often as it ought to be; the summer—odd to relate—has turned out an exceptionally wet one; the flowers have grown tall and “leggy”; their leaves over-prominent; a wealth of lush greenery has, in fact, overflowed everything, and the result is a certain forlornness of aspect, as of a flower-garden that *has been*, rather than a flower-garden that *is*. The particular garden that I am at present introducing to you lies under no such peril. Love has walked to and fro amongst its plants and beside its borders, and that not for a single generation only. There are shrubs and creepers here—nay, I believe not a few herbaceous plants—which have stood as we see them, stately and gracious, for more than the life-time of a single owner. “Ah, yes, those larkspurs” (or peonies, or daphnes, as the case may be), “they certainly are very fine. My mother laid out that piece of the border in the year '42. This walk beside the wall has been changed?

¹ Issercleran.

“Perman- Yes, I altered it myself in the spring of '69. I am not sure
ence” whether I was wise. I sometimes think now that it was better
in the old place.”

Remarks like these, uttered in absolute unconsciousness, bring home to the heart and mind a sense of permanence, one which grows deeper and deeper with every moment that one remains within that garden sanctuary. For there—upon the nearest sun-facing wall—may be seen Roses which have bloomed in the self-same spot summer after summer since before the Crimean war! Yonder is a Magnolia still older, its trunk ridged and gnarled like some small century-old Japanese oak. Yonder again a Wisteria, curtaining an entire reach of wall, and spreading far beyond it towards the kitchen garden. Weigelias and Kerrias too are to be found here as old, or nearly as old, as the white-headed retainer who looks after them. Whatever else we nowadays grow successfully in our gardens, that fine old plant “Permanence” is not often, it must be owned, to be found flourishing in them. To see it in its perfection we have to travel to some such old-world haunt of peace as this, one into which fashion cometh never, and where the hand of the garden’s architect is not readily to be detected.

But, before going further, let us begin by entering our garden properly. This is done by means of two doors opened in the wall by keys. One of these brings us to the shorter end of the flower-border, beyond which other borders and other garden spaces are to be seen, opening up one beyond the other, all brimming over with colour. The second door takes us directly under a gigantic Yew, from the austere shade of which, as from beneath a porch, we may look out at all the brightness and variety which lies beyond it.

Violets, Cyclamen, and such-like shade-lovers are naturally, Shade
at this corner of the garden, the main inhabitants. Some of Lovers
these are growing, incongruously enough, in the hollowed
portions of a row of "querns" or ancient grinding-stones, their
innocent faces peering from holes meant to be filled with corn
for grinding. Further on, Lilies of the Valley, a perfect field
of them, are filling the large triangular space made by the
two angles of the wall. We may notice in passing that the
Cyclamen are at present engaged in pushing their seed-vessels
into the ground and covering them up with mould. I have
sometimes wondered why Cyclamen, both the Spring and the
Autumn varieties, seem, almost alone amongst vegetables, to
possess this power of acting as their own gardeners. His own
seedsman nearly every plant is, but when it comes to actually
burrowing into the soil, the rest have, as a rule, to wait for
the chance of finding some more or less clumsy two-legged
assistant to act for them. A Cyclamen, on the other hand,
tarries no such belated attention, but does its own spading.
With that powerful spiral stalk, which acts as an effective
lever, it is able to get the whole business finished before the
seed-vessels of other plants are often sufficiently "ripened off"
for collection. The advantage of such an apparatus is so
obvious that it seems odd so few plants have been provided
with it.

That our big Yew is king of this garden there can, I
think, as we look round us, be no question. Other trees,
shrubs, and flowers add their grace and their glory to it, each
in its several degree, but he is the master, one might almost say
the creator, of it. In another walled garden, not far from this
one, the dominating spirit of the scene is, or lately was, a

Forest-trees colossal Cedar, more like a small wood than a single tree, so in the many-branched and so spreading was it. Whenever big trees Garden grow within the enclosure of four walls they appear not only to gain in dignity themselves, but to shed it out again over everything which their shadow touches. Of course we are aware that big trees are not, and never have been, welcomed by the gardener. To the more strictly professional members of that craft they are in fact anathema, and that a flower-garden presided over by a row of hungry Elms is likely to be a remarkably hungry-looking garden no one can conscientiously deny. At the same time a single broad spot of shade is often a gain rather than otherwise even horticulturally, while from every other point of view aspects can there be any question?

But if the chief, the great Yew is far from being the only impressive-looking personality in this garden. The walls themselves, for instance, strike me as being curiously beautiful. I say curiously beautiful, because limestone walls have the habit, unfortunately, of being curiously ugly. That however is the case where no grey or golden crust of lichen has formed over them, and such a growth is the work of years, one which can no more be produced in a hurry than can the similar incrustation which adorns some ancient Roman sarcophagus. Whenever the tax on my credulity is not too brutally severe, I like to imagine that—not alone its mosses, lichens, and small ferns—but every plant which I see growing upon a wall is spontaneous and self-sown. Here to the best of my belief they really are, but, even where time will not allow of so high a degree of perfection as that, a good deal may be done to disguise the artificiality of the process by a really cunning hand, one that will not break huge evident breaches in the sides

of an unfortunate wall, nor yet fill up its entire top with the Valerians tumbled and miscellaneous contents of a wheelbarrow.

In another walled flower garden in this neighbourhood a small transformation scene was produced some years ago by means of the common crimson Valerian (*Centranthus ruber*). Now the Valerian is, as most people know, far from a particularly easy person to manage properly. One of the best of hardy plants from its tenacity and practical indestructibility, it is also one of the most trying on account of its colour. Not that that colour is objectionable in itself—so long as the seedlings are selected with a reasonable amount of care—but it is, for some reason or other, detestable with nearly every other colour that comes near it. Scarlet is fatal, pink abominable, while the yellows tend, nearly all of them, to look even more crude and mustardy in its company than is their wont. Here the Valerians themselves were made the feature, and no colour stronger than their own rather dusky red was allowed to come within eye-shot. The garden in question is a large one—very large in fact—the wall on which the Valerians grow being of exceptional length; and not only were there Valerians in every cleft of it, and covering the whole top, but large clumps of them, mixed, if my memory is to be trusted, with white Columbines and London Pride, rose at intervals along the entire length of the border below. Such a scheme of colour does not perhaps sound promising, but the effect was admirable. That unity, which all gardens need, and a large garden needs especially, was attained, and attained moreover by the very simplest possible means.

Turning for a moment to the purely native plants of our region, the fact that a considerable number, whose head-

Western quarters are elsewhere in the Pyrenees or along the shores of the
Flora. Mediterranean, are to be found in the West and South-West
The Atlantic of Ireland, will not, I think, be news to most people. That
type several of these should have entirely declined to establish them-
selves in England, despite the fact that Cornwall at all events
might be expected to offer an irresistible halting-place, is also
known, and is a fact not without interest and piquancy. Of this
particular group of plants the Arbutus of Kerry (*Arbutus unedo*)
stands in point of size easily first, and as regards other qualifica-
tions certainly not last. Next to it come, perhaps, the three
important Heaths—*Erica mediterranea*, *Erica Mackaii*, and
Dabeocia polifolia. Three Ferns—*Trichomanes radicans*, *Adi-
antum Capillus-Veneris*, and *Asplenium lanceolatum*. One
Orchis—*Habenaria intacta*. Two Saxifrages—the absurdly-
named “London Pride” (*Saxifraga umbrosa*), and its nearest of
kin, the kidney-leaved Saxifrage. If to these ten are added the
beautiful, large-flowered Pinguicula of South Kerry and Cork
(*Pinguicula grandiflora*) our list, for gardening purposes, will
I think, be about complete.

It is when we turn from a mere enumeration of these
to the question of their cultivation that trouble begins!
True, several—the three Heaths, for instance—are readily
obtainable from your nurseryman—for a consideration. To
transplant them out of their own homes, even if it be to a garden
at no great distance, is, however, for some reason a curiously
difficult feat. Thus the St Dabeoc Heath (*Dabeocia polifolia*)
may literally be called *the* Heather of Connemara, the high-
lying bogs and mountain slopes of which are often completely
covered by it for a distance of miles. Ask it to allow itself to
be moved to a garden, no matter how near at hand, and its long,

trailing shoots will be found to exhibit a perfectly extraordinary gift for perishing. *Erica mediterranea* and *Erica Mackaii* are even more obstinate, but this no botanist can regret, seeing how rigidly limited is the habitat of both. The Saxifrages, on the other hand, are most of them amiability personified. Not alone the two London Prides, but *S. Sternbergii*, *S. hypnoides*, and others, moving with the greatest ease. With the Orchises we come again to difficulties. *Habenaria intacta*, perhaps the greatest of all these western rarities, being, like its cousin, *Ophrys apifera*, the Bee Orchis, extremely difficult to re-establish permanently. Even more hopeless, for most people, is the great Pinguicula. I have myself several times persuaded it to exist for a while in a tiny make-believe bog, but alas, it was only for a time! The end, if slow, was sure.

Setting aside the Ferns for a moment, there is another, and an especially characteristic group of west-country plants, which are highly desirable as garden inmates, but are anything but easy to induce to stay there. The group, I mean, of peculiarly lime-loving plants (*calcicole* is, I believe, the orthodox term), of which a large number, almost unknown in a wild state elsewhere, are to be found here. Foremost amongst these stands the never sufficiently to be praised spring Gentian (*Gentiana verna*). Although abounding in several places in Connaught in a wild condition, and though again and again transplanted with every care and precaution, I fail to recall a single instance, either of my own or other people's efforts, which can be said to have been crowned with genuine and final success. *Dryas octopetala*, on the other hand—another very desirable plant belonging to the same group—will live and flourish indefinitely if properly attended

Ferns of to from the start. Give it but a sufficiency of its beloved the Burren condiment, and it asks no more. Stint it, however, in that respect, and, though you supplied it with every other delicacy to be found in a nurseryman's catalogue, it will sulk, droop, and die on your hands. A still rarer plant, *Helianthemum Vineale*, I have known to be transplanted successfully by at least one enthusiast, who is also a good botanist, but have never myself attempted it. *Epipactis atro-rubens* is an even higher horticultural pinnacle, only to be assailed successfully by the bona-fide expert. *Spiræa Filipendula*, well known in gardens, but truly wild here, is, on the other hand, rather too easy to establish. The same may be said of *Poterium Sanguisorba*, it being apt to become so rampant as in the end to need getting rid of. More attractive than either of these is the small-flowered wild Burnet Rose (*Rosa spinosissima*). Although no great rarity, there is a special charm about it which is indescribable. To stand in June upon the rocks of the Burren in North Clare, and to see it festooning their nakedness in all directions, mixed with the white *Dryas octopetala*, just spoken of, and the red *Geranium Sanguineum*, is to sigh to produce the like effect elsewhere. And this word Burren brings me back to our Ferns, of which the great pride and possession of the storm-beaten west is of course the true Maiden-hair (*Adiantum Capillus-Veneris*). To peep into one of those desolate-looking Burren clefts, and to see it flourishing almost within reach of the Atlantic spray, is to convince yourself absolutely of its hardiness. Try, however, to induce it to live elsewhere, even under precisely similar conditions, and you will very soon have to admit that the gardener who has ever induced it to survive for even a single

winter, outside the shelter of a greenhouse, may be called a gardener indeed!

II.—SOME EAST-COAST GARDENS

But it is time that, in pursuance of the plan of this book, **From West**
we transplant—not our plants, but ourselves—to another and a **to East**
widely different type of scenery and garden setting. To do so
resembles to my mind nothing so much as turning deliberately
away from some melancholy and haunting, if barbaric, strain of
poetry to a piece of solid and quite uninspired prose. Hitherto,
even when not directly alluded to, a pervading sense of the
Atlantic has seemed to dominate the situation, and to hover
over our page. We may not have been consciously thinking
of it, yet its personality has followed and possessed us, as the
personality of some invisible potentate might do so long as
one remained within his capital. No Galway hunting pasture,
was ever yet so prosaic but that a sudden scream from
overhead might unexpectedly, as you crossed it, assail your ear.
You look up—it is a black-headed gull, equally likely a
cormorant. There is, or used to be, an island upon Lough
Cutra, well within the hunting district, where a visitor might
see, and moreover smell, more cormorants in ten minutes than an
average citizen would be likely to have the chance of enjoying
in a life-time. An ancient and a powerfully fish-like smell
emanated from that island, and anyone who had ever courage
to land upon it must have found it to be as extensively decorated
with the skeletons of fish, as was the town of Benin with those
of men. Mount any little elevation again—it does not in the
least matter how low—and you will surely see, or, if properly

Within constituted, will at least *fancy* that you see, a long, heaving the Pale line, rising and sinking along the edge of the horizon, one at sight of which your thoughts will, I trust, leap up with a swift and unhesitating response.

Cross the Island, and all this changes. Between any given bit of the east coast of Ireland and an equal extent of Scotch or English coast, the difference is one of degree merely, rather than of kind. It is possible that you, if an exceptionally ingenuous traveller, may notice a little extra exuberance upon the part of a certain number of its inhabitants, a rather more liberal display of rags, an occasional wild gleam in some eye which for a moment crosses yours, but such trifles as these are hardly worth our delaying to talk about! As for endeavouring to describe that scenery in detail, or even any selected portion of it, such an attempt would be utterly foreign to the purpose of this sketch. The space of paper which lies at this moment before me is dedicated to gardens; duty requires, therefore, that to gardens and gardens only the words upon it should be limited.

The gardens, then, upon this east coast of Ireland, it is safe to begin by asserting, are both numerous and are many of them justly celebrated. Their fame has gone out into all lands, and their praises will be found in most of the gardening magazines. To discriminate with any approach to particularity between their merits, or to enter into dangerously technical details, is a proceeding from which I am debarred—by discretion of course, but also by ignorance. A few of their more salient characteristics may, however, be noted down, if only by way of distinguishing them from others of the like merit elsewhere. Thus the gardens which circle round about the bay of Dublin

tend all of them, large and small alike, to fall within a more or less well-marked category. If no turbulent and sombre Atlantic is at hand to lend them dignity, there are at least the never-failingly attractive vicissitudes of the tides to give width and variety to the backgrounds. Sauntering beside their flower borders your eye instinctively travels onward, and gets caught and momentarily entangled amid an intricacy of sandbars and salt-water lakes, marbled with sun and passing clouds, or rests upon brown fishing-sails or some far-off trail of smoke, details which are never for ten consecutive minutes quite the same. Again, peering over any of their frontiers, you will almost to a certainty perceive, beyond the nearest embankment of Fuchsia, Tamarisk, and so on, a crowd of small waves in the act of either rushing eagerly forward to bombard it, or else of retreating to lose themselves amid long yellow ridges and shining expanses of sand, where, growing disheartened, they by and by melt away and perish. Details such as these, if only as a variation of the too familiar meadowy and hedgerow backgrounds, seem to bring a new flavour into gardening. The horticulturist may be—very likely is—entirely absorbed in some intricate plan of colour combination, or the yet deeper mysteries of propagation, yet all the while some little corner of his brain will have escaped from these labours, and will be occupying itself with who shall say what sea-going excursions, what, to himself unknown, voyages and divagations.

In the case of one large and often-described garden lying to the north of Dublin ¹ this sense of the neighbourhood of a restless element takes on a larger and more stately aspect. Here, through gaps in a line of Beech trees, not alone the nearer and

¹ St Ann's.

Glasnevin shallower, but also the deeper and remoter spaces of sea come into sight, with all their accompaniments of sails and white-tipped waves, the sharply-accentuated line of the Wicklow mountains filling up the background. Whatever part of these gardens you may elect, therefore, to wander in—whether to stroll between walls of cut Yew, to discuss horticulture beside its flower borders, to peer down into some small deep-lying pool, to explore its wall and rock gardens, or to penetrate to where Rose plots and lines of Rose Pergolas tempt the eye—always the sense of those long rifts and wedges of dark indigo-blue sea will remain upon your mind, and will create, I think, for the entire scene its pre-eminently personal and dominating note.

Of other gardens which lend an aspect of beauty here and there to this neighbourhood, the one that, officially speaking, calls most for remark is, of course, the Botanic Garden at Glasnevin. As regards situation, especially as regards sea views, there are many gardens in the circumference which exceed it. As a home for rare plants, and as a place where horticultural experiments have been carried to a successful issue, it towers above them all, second only in these respects to that parent of all our British gardens, Kew. Of late, too—so I am given to understand—the fruit and flower industries, fostered under the wing of the Irish Agricultural Department, have been vigorously helped forward by its Curator, Mr Moore, both in the way of initiating industries of the kind at a distance, and of demonstration carried on in the Gardens themselves. These utilitarian considerations are not, however, the ones which are likely to be foremost in the mind of our peripatetic enthusiast! For him it suffices that in few spots in these islands are the objects of his

THE YEW GARDEN.

ST. ANNE'S, DUBLIN.



devotion to be studied more satisfactorily than here. Ferns for instance. What more deplorable object as a rule, even in large and scientific gardens, than that gloom-saturated corner usually dedicated to Ferns? Here, whether we look at the matter from the point of view of massing or of rarity, the result is alike satisfactory. I hardly recall a garden effect that seems to me to be, upon the whole, at once better and simpler than the one produced here by a sort of broken hilly slope, covered with Ferns, up which you climb, and, having reached the top, turn and see below you a perfect sea of tossing light green fronds, backed and emphasised by the opening into a heavily-shaded Yew-walk beyond. Of the Water-Lily tribe again, suffice it to say that all, or nearly all, both of natural and hybridised forms, from the merest pigmies up to the huge *Nymphæa Colossea*, are to be found in the pools, the only exceptions being such desperately fastidious creatures as require that the water they live in should be warmed in winter, and these, along with one of the longest grown and still grandest of the whole family—the *Victoria regina*—will be found in the tanks indoors. Of shrubs, wall-plants, and creepers, again, the list is an almost endless one, easily-killed personages such as *Romneya Goulteri* and *Carpenteria californica* living and flourishing as to the manner born. Of genuine natives the great Irish Butter-wort (*Pinguicula grandiflora*), mentioned a while back as almost impossible to induce to grow permanently, has become a regular inmate of Glasnevin, re-establishing itself recently of its own accord in wet grass beside the Lily pond. But the truth is that an article twice the length of this one would still come short, and the wiser plan is to simply counsel the explorer, as he values his own self-respect, not to fail to visit both this and the

The Hill other botanical garden belonging to Trinity College, and having of Howth done so to give himself time to explore both of them to the uttermost.

From Glasnevin a very little energy will carry our horticulturist to the hill of Howth, where some of the most successful of the gardens in this neighbourhood are to be found.

Howth—you need not by the way pronounce the *w* in that word, unless you particularly wish to do so!—is, as everyone knows, the narrow-necked peninsular running across the northern portion of the mouth of Dublin bay. To the dweller upon the side of that bay which lies nearest to the town of Dublin it is apt to present a blunted and somewhat truncated profile; indeed as a limit of vision and terminus to the landscape I will own to having an imperfect appreciation of it myself. To desire to drown eyes and thought in a line of quivering air and water, and to have perpetually a solid, not particularly impressive object intervening between you and that desire, tends in the end to irritation. Let our captious objector make the circuit of his bay, however, and let him ascend the obstacle in question, and his prejudice will be found to vanish in a flash. Although not, as just said, of any lofty or menacing acclivity, this hill of Howth possesses, by reason of its peculiar combination of river, sea, shore, and sky, an unwonted, in my experience a unique, harmony and diversity of aspect, one which it may challenge even the haughtiest of its rivals to surpass. This largeness and diversity of aspect, as well as other desirable things, the gardens upon it share, to their great and manifest advantage.

Of such gardens there is one that must be named at once—that of the ancient castle of Howth itself. Unlike the



LILIUM LONGIFLORUM AND CORDYLINE.

HOWTH, DUBLIN.

majority of those upon this comparatively sheltered coast, we here find conditions more or less resembling what has been already described in the west of Ireland, for the flower-garden, strictly so called, is a walled one. Only a painfully orthodox-minded gardener would, however, insist upon limiting that name to it, for the real flower-garden here is on the contrary a garden which climbs, races, bounds up or down hill, all but entirely at its own good pleasure. It is a garden which at the right season offers to the eye cataracts, nothing short of cataracts, of gorgeous colour, reds chiefly, but reds of every shade, from deepest crimson to blush or pale salmon, a garden which it is impossible to visit at its own time of year without feeling that for once you realise how lordly this art of ours of horticulture might become if only circumstances were often as kindly, or if the scene of our operations could be often upon such a scale as this! It was the happy thought of the owner of Howth a good many years ago to fill the whole of the broken cliffy slopes nearest to his house partly with Azaleas, partly with the better sorts of Rhododendron. The rocks of which these slopes consist being wholly of micaceous granite, untainted by any hint of the detested limestone, both plants have grown and flourished in this surprising fashion, the grey sobriety of the granite itself, unbroken save by a twinkle now and then of mica where the sun touches it, bringing out the sumptuousness of this colour which overlies, and as it were submerges it.

That an effect so splendid should be shortlived is the only reverse of the medal! May past, and June on the wane, our gorgeous flood of colour pales to a mere assemblage of ordinary-looking evergreens and stretches of unimpressively dark-green heather. Later, it is true, the last-named wakens up

Other again to fresh beauty, making a glory of its rocks, and covering Howth the whole top of the hill with a cloak of purple. That Gardens however is a different story, and not a garden one.

Of garden-pictures proper, which return to the memory in connection with this hill of Howth, a few may be jotted down here almost at random. Thus, in a garden upon the side facing landwards, a succession of high slopes, clothed to the very tops with Japanese Roses, chiefly of the *Rugosa* persuasion, is one which stands out with special vividness. The wooded grounds to the back of these rose-covered slopes possess a wealth of creepers, festooning the trees and scenting the air in a fashion which it is difficult to persuade oneself is a mere bit of artifice, due to the cunning hand of an expert horticulturist. In another and a smaller garden upon the other side of the headland a hollow, shut away from the rest of the grounds, and brimming over with *Wichuriana* and other Roses, is what rises first before my mind's eye. So brimming over indeed was it when I saw it that the flowers appeared to have burst the bounds assigned to them, and to have gone tossing and tumbling headlong downhill of their own accord towards where, below a steep pitch of ground, the pale gray rocks of the shore-line became visible.

Unlike the shallow sandy type of shore usually found upon this coast, the water upon this north-eastern side of Howth is, even at low tide, deep. And this, combined with the whole character of its scenery, with its suggestively-placed lighthouse, and keenly penetrating air, tends to give it a certain stamp of dignity—I might almost say of austerity—not readily associable with that debased word “suburban”; one which even a recently constructed electric tram-line has, odd to relate, been unable wholly to do away with.

Yet another garden,¹ not far from the last, I must not fail to touch upon, although a garden so small that an impetuous visitor, rushing down upon it from the heights above, might be tempted to imagine that he was himself the discoverer of it, one over which an exceptionally endearing shade of memory seems just now to hang. The house belonging to this garden is placed so nearly perpendicularly below it as to be invisible, and as you stand upon its little terrace and look around you, not a roof, or sign of habitation of any sort save the white lighthouse upon its point, is anywhere to be seen. Of an early summer's morning, when beams are slanting capriciously about amongst the peaks of granite, and when the Gorse and Thyme are waking up to smile under a new sun, it would need an exceptionally strong abuse of language to lay oneself open to the charge of over-extolling its beauty. Towards sunset hour again—whether dead calm and long red lights, or a hustle and bustle of rather sharp-edged breezes are the prevailing notes—the shore and the fine gray line of mountains opposite alike keep their own unassailable charm. Best perhaps of all is it if the explorer has energy to mount the little hill once more after dark, or under a young, half-grown moon. Then in the hollow depths below him he will see one after another red sparks—like nothing so much as the fireflies of the south—stealing stealthily towards him over the invisible water. Nearer and nearer still, till, rounding the nearest bit of headland, they disappear towards where the mouth of the river is awaiting them.

But space dwindles apace, is reduced now to a mere hand-breadth, yet scarcely a quarter of the gardens, even within our

¹ Carig Braec.

A Town restricted area, have so far been explored! Leaving aside the Garden strictly official ones, which are congregated for the most part within the Phoenix Park—places presided over by mere birds of passage, “well-meaning officials,” darkly ignorant as a rule, good souls, of that unaccountable world which they have come to govern, including as likely as not the contents of their own flower-beds—leaving these entirely aside, the conscientious observer next comes to a halt in the very middle of the town of Dublin itself.

Town gardens—as all who have studied the subject are aware—form a separate and well-recognised genus, and as such are habitually prescribed for by their own specialists. Here,¹ save by the inevitable limitations of space, such a specialist would be puzzled to recognise one of his or her patients in the gay tide, not of temporary, but of permanent greenery and floweriness, which spreads and flourishes upon every side. It is a garden which by sheer force of circumstances has grown up in separate sections, each section being divided from its neighbour by a wall of demarcation. Over these walls the hand of knowledge has been especially laid. Walking beside them, or dipping under an arch into the next compartment, the notion of being in an ordinary town garden slips wholly away from your mind, and is replaced by the image of some sort of academic cloister, a cloister made gay with the Pinks, Irises, Saxifrages, Wall-flowers, Snapdragons which crowd its top, or look down at you out of every niche in its sides, cunningly concealed water-pipes ministering here and there to their requirements, the tongue-like faces of the last-named flowers suggesting to the eye of fancy gargoyles,

¹ The garden of Alexandra College.

LAVENDER, GERANIUM, AND AGERATUM.

BUSHEY PARK, DUBLIN.



such as in the more ancient cloisters grimace and gibber at us from every coign and angle of the masonry!

Phantom Ownership

Few things in this rather incongruous world are perhaps odder than the fashion in which pursuits—often not in the least important in themselves—grow important by mere dint of exercise, so that what at first seem even to their doers trivial efforts, come to wear after a time quite a serious and responsible aspect. So I find it on this occasion, and—not myself possessing upon this coast, I may observe, as much garden ground as would furnish a decent lark's cage—a sort of ghost or simulacrum of ownership, the phantom of the real thing, seems to have evolved itself in the course of these saunterings, so that now I find myself glancing instinctively around me, criticising this garden, rearranging that one, disposing of the other, with all the matter-of-course dignity suitable to an actual owner. Gladly—still in this same owner-like spirit!—would I pursue our investigations into the county Wicklow, where even more fascinating gardens await us. Unfortunately the impulse is one that must summarily be repressed, no less than another carrying me inland, towards what may be called the extra-Dublin-Bay area, where one garden especially beckons alluringly—a garden behind whose iron gates are to be seen vistas of seemingly endless flower borders, as it were gardens within gardens, converging towards an ancient stone tank which stands half hidden in alpine plants, and overhung with climbing Roses and all manner of other ramblers.¹ Such allurements, however, must at all costs be resisted, else would the space allotted in this book to Irish gardens overflow the whole, as I have known happen before now to flower-gardens of my

¹ Bushy Park.

One more acquaintance, whose owners, not content with annexing all that Garden properly belonged to them, have stretched out covetous hands towards lawn and kitchen-garden, copse and meadow-land, eager to draw all within the same greedily-gaping horticultural net.

Yet—even as I write—one more pen and ink garden, although this time positively the last, leaps irresistibly to the front gate of memory! Compared with several of those we have been exploring, it is quite a small one, and the strictly horticultural portion of it is again within enclosing walls. At the further end, where two of these walls converge, stands a door, which if you open you will at once find yourself assailed by eager gusts of wind, and by an overwhelming whiff of brinness coming from where a small granite pier, with its attendant harbour and boathouses, shows for a moment in the hollow beneath. Large bay-trees, spreading far and wide in the all-but-complete shelter, were in former years the most noteworthy, at all events the largest, of the inmates of that enclosure. These have gradually passed away, but their places have been filled with a succession of all that is best and brightest, passing along the flowery road of bud blossom decay from March to the confines of December. Despite such inevitable changes few gardens have retained their original atmosphere unaltered and untampered with for so long a time as this one, sixty or seventy years at the lowest computation. Outside of the sheltering walls, but within the same narrowly circumscribed area, other corners of it, too, come back to the memory, with that odd sense of unreality, of vividness, yet cloudiness, which is the note, probably, of all our most far-reaching, and most frequently reiterated impressions.

Who shall explain why a given effect, dull often to

triviality to one person, is lit up and played over by all manner of An
dream-evoking suggestiveness to his neighbour, nay even some- everyday
times to his nearest of kin? A terrace wall, beneath which Experience
from time to time trains pass, their approach heralded by earth-
shakings, and followed by a trail of smoke, disputing the air
with the scent of Tree-Heliotropes and Myrtles growing along
the wall; red evening lights, dappling a sea, either lake-like
in its calmness, or ruffled at most by mere channel-born waves
and wavelets; little outliers of granite, one of which is surmounted
by a rust-stiffened, and now useless weathercock; a low headland,
and still lower line of shore, overhung by a perennial reek of
smoke from the chimneys of a medium-sized town. What can
there be in such a scene to awaken thought, or to throw the rein
upon the neck of anybody's imagination? Nothing, yet at the
same time everything! Few propositions have more to sustain
them, or are wider in their applicability, than the one which
insists upon the unimportance of any given scene or circum-
stance in itself, its vital, far-reaching, all but infinite importance
as the seed-plot of what is, or at all events *may* be, to
follow in the future. Standing in such a scene, upon
such a terrace, a crowd of forgotten impressions seem to rise
and circle slowly around the returned visitor, like some troop
of discreet ghosts, the very Carnations and Roses suggesting less
themselves, or their actual predecessors, than these phantoms,
fair and flowery, withered and unsightly, as the case may be, of
which they seem to be almost the visible embodiments. Such
an experience is, moreover, not one person's experience, but
everybody's, and it is this very commonness which constitutes
its value, impressions such as these, many times repeated, constitut-
ing, so far as philosophy has been able to ascertain for us, the

“The chief part, perhaps the whole, of that still obviously limited perception of harmony and beauty which humanity has succeeded in saving out of a not very attractive past, and which it hands on as its legacy, to serve as the torch-bearer for the future.”

And yet, when all has been said, how fragmentary such impressions are; how unsatisfactory even to ourselves; things plucked at random from the void, and hardly suggestive save to some mind that can eke out the blanks from its own personal resources. It is one of the irritating sides of this art of ours of writing that all the best and most vivid of our mental impressions have a genius for evaporating during the process; of slipping away into some back region of the brain, whence they decline to emerge, however urgently they may be requested to do so. Glancing, as some fast-flying bird might do, with a swift glance from one familiar scene to another, a whole crowd of suggestive images present themselves, each with its own proper form and comeliness; each with its colours and fragrance; its own peculiar and wholly individual charm. Reduce these things, however, to words, and that charm flies, as surely as it flies from some handful of gaily-coloured seaweed which you may have carried indoors with you from the beach. Either, as in this case of gardens, the record turns into something as trite and arid as a nurseryman's catalogue, or it fritters itself away into a mere dim haze of impressions, as pale and devoid of proper outlines as some scene visited by you in the course of a dull afternoon's snooze! It is probably an unavoidable part of what we are in the habit of calling “the nature of things” that it should be so, but I fail to see that a recognition of that fact tends to make it any pleasanter!

EMILY LAWLESS.



GUNNERA, CORDYLINES, AND THE SEED VESSELS OF
SPIRÆA PALMATA.

MOUNT USHER, ASHFORD, Co. WICKLOW, IRELAND.

NOTES ON A SHELTERED GARDEN

ONE of the most charming of Irish gardens, that of Mount A River Usher, Ashford, Co. Wicklow, affords the student of Bank beauty many examples worthy of imitation, and suggestive of fresh ideas. It unites many of the attractions of nature with the true skill of consummate gardening. The house was formerly a mill, and the most dexterous use has been made of the original features of the place in the development of the garden. The little river Vartry, which runs through it, has a walled bank on one side, beautified in spring by masses of Aubrietia, Arabis, *Paul's Carmine Pillar*, and other early and late spring flowers, which hang from the stones, whilst along the path above runs an ultramarine line of big Gentian. Later, these are succeeded by Pinks, and still later by the effective scarlet flowers and grey green tufts of *Zauschneria californica*. A creeping grey-leaved Convolvulus, *Convolvulus althæoides*, or Riviera Bindwood, trails over the top of the wall, bearing through the summer pretty pink flowers; and *Erigeron mucronatus*, is established in crannies between the stones.

On the farther side of the river the ground rises rather steeply, and the natural edge is left. Rocks lie, as only nature lays them, forming miniature promontories and bays. By the side of the stream are huge plants of *Saxifraga peltata*, which send their great, snake-like roots into the river, where they cling to the rocks forming its bed. Fortunately these plants do not resent being drowned in their leafless state, as the water in winter rises from three to five feet. Above on the bank are

Plants for Gunneras, Cordylines, Spiræas—*palmata* and *gigantica*—
the Water Bamboos, *Ailanthus glandulosa*, and groups of *Bocconia cordata*
Edge and other strong herbaceous plants; the whole effect, though
backed by native Oak and Elm, is almost tropical.

A streamlet, which enters the river, has the upper part of its course, where it meanders through a little dell, fringed by *Primula japonica*, making in the spring sunlight a brilliant patch of crimson. The streamlet is further utilised for the formation of sunny pools, where the newer Nympheas flourish. Here in August are to be found gorgeous groups of *Lobelia cardinalis*, looking particularly splendid against a background of grey Willows, and at successive bends of the stream grow clumps of *Lobelia siphilitica*, white, pink, and magenta, which are far prettier when sorted into their different shades—a group of salmon pink stands well against cream Monkshood and the early Pampas grass, *Arundo conspicua*, and a rosy pink variety, against variegated green and white plants. Deep red Fuchsias bend over the water to meet white Water Lilies, and Spiræas of many sorts flourish—the flat, brick-red heads of *palmata*, when in seed, look very effective against a background of New Zealand Flax, Bamboo, and the tall white flowers of *Spiræa gigantea*. Montbretias, too, make brilliant groups for reflection in the water. These useful autumn plants seem to flourish everywhere, piercing the banks of ferns in the shade of the wood, or growing on the rock wall of the river, or in groups in the open with grey-leaved foliage plants, such as many of the Senecios. These Senecios—with leaves like silver—make soft effective clumps a few feet high, and blend charmingly with many flowers.

Of small plants to fringe the water's edge there were also

many. A gleaming yellow patch was made by *Chrysogonum*, or *Golden Elbow*, as it is called, because the flowers are borne at the angles of the stalks. *Mimulus cupreus*, bright red and yellow, *Coccinea*, a tall handsome sort, and *Prince Bismarck*, a rosy red variety very soft and rich in colour, grew almost in the water. Primulas, too, were a refreshing sight in September, as one is inclined to associate them only with spring. *Cashmiriana* was just opening the first white buds of its dusty whorls; it continues to flower the whole winter. *P. Capitata*, with its slender stalk and flat ring of violet flowers round a centre of very powdery buds, was just in perfection. The latter is well worth trying to grow. From flower seeds given me last autumn, I have, in less than a year, a batch of flowering plants, but am told that in many parts they cannot be depended on to survive the winter. They would be charming neighbours for the autumn white Cyclamen, but need, I am afraid, a damper position.

The old mill race has been formed into a feature of great beauty. Many fine ferns, which with us can only be grown in a cool house, deck the sides—such as *Todea superba*, *Todea lucida*, and *Adiantum pedatum*. Spring bulbs are planted in grass above the fernery, and higher up the stream these are succeeded later by masses of *Tropæolum polyphyllum* with its trailing, glaucous foliage, and lovely, orange-flowered wreaths. The upper edge of the bank is fringed with Rugosa and Wichuriana Roses, and such plants as Periwinkle, Epimediums, the glowing *Ourisea coccinea*, Wulfenias, and many other low-growing plants, grouped in the most perfect way with taller flowers rising gracefully from the undergrowth. In special ponds there are those curious aquatics, the Water Hawthorn (*Aponogeton distachyon*) and Golden Club. Many lovely Irises, such as

Choice those of the *Lævigata*, or *Kæmpferi* sections, flower along the
Shrubs banks of the stream, and *Rodgersias* display their beautiful foliage near by. The leaf of the latter resembles in form that of a Horse Chestnut, but is very much larger, and turns in late summer a handsome, deep-brown red. The Summer Snowflake, a not very graceful plant when in the border, is admirably utilised in shallow water, where its stems do not seem out of proportion to the flowers they bear.

Some of the pools, formed by a skilful diversion of the water, are planted with the elegant *Sparaxis pulcherrima*, which is reflected in the placid surface below; it droops also above the river, and grows thickly in the Japanese garden. The arched stems, six feet in height with their hanging bells and the charming riband-like leaves, have a distinctive effect, and lend an air of fairy lightness to any group. Near the stiff round heads of Pink Hydrangea it may be skilfully used, and it is charming also with *Francoa ramosa*, which stands the winter perfectly, and produces much stronger sprays of starry white bloom than when grown in a greenhouse. It is only in favoured gardens that the *Sparaxis* can be so freely grown and so quickly increased by seed; as a rule, even in Ireland, it needs the protection of a greenhouse border.

The wealth of choice shrubs in the garden is almost fabulous. Thus we see Magnolias, the Strawberry tree (*Benthamia fragifera*), *Cæsalpinia Japonica*, *Choisya ternata*, *Cistus ladaniferus*, Pomegranate (*Punica granatum rubrum flore pleno*), *Fabiana imbricata*, *Olearias*, and *Spiræas*, both shrubby and herbaceous; *Eucryphia pinnatifolia*, with bunches of large white flowers, like a very glorified myrtle in effect; Myrtle trees starred with white; *Escallonia monte-vidensis*,

SPARAXIS PULCHERRIMA, FRANCOA RAMOSA.

MOUNT USHER, ASHFORD, CO. WICKLOW, IRELAND.



covered with erect white sprays in September; *Abutilon* Flower
vitifolium, with its beautiful open lavender flowers; the red Effects
Bottle-brush (*Metrosideros*), and a host of other trees and in Wood
shrubs. There is, for example, a noble tree of the Californian
Redwood (*Sequoia sempervirens*), while smaller Conifers and
deciduous trees are carefully planted. Fan Palms (*Chamærops*
Fortunci), are doing well where protected from the wind, which
destroys them more than cold, and have borne seed from
which young plants have been raised.

A wooded slope, thickly planted with treasures, rises on
the farther side of the Vartry. To give sufficient light, the
lower branches of the trees have been cut, and through the
stems charming glimpses of blue hazy mountains are to be
seen. Shrubs and herbaceous plants thrive in the semi-shade.

In late summer, Phloxes, in shades of white, pink, and red,
make a striking mass of colour under dark overhanging Oaks
and Elms; the regular line, formed by their flowering heads,
is broken by a group of Cordalines, with Roses falling in
clusters from their stems. *Astilbe Davidii*, with fluffy spikes in
which rose and flame colour blend, forms another brilliant group
on the edge of a pool. It evidently appreciates its situation, and
has seeded itself freely. At another turn of the path, a clump
of bamboo relieves the exquisite pale blue flowers of *Meconopsis*
Wallichii, and affords a different but not less pleasing effect.
Hydrangeas, too, are seen at their best, in September; early
kinds had been flowering two months. On the other side of the
river the common Hydrangea decks itself with pink, while in
the wood it grows near iron ore and changes to a marvellous blue.
Some kinds are very intense in tone, telling strongly against
dark evergreens, Bamboos with their fresher tints, or the deep

Flower plum colour of *Prunus Pissardi* and Japanese Maples. The Effects illustration gives one of the best groups, showing *Hydrangea in Wood hortensis*, and the white variety *Thomas Hogg*, which is lovely with the blue, but never seems to grow as luxuriantly or to produce such large heads of bloom, whilst high above both that wonderful plant *Romneya Coulteri* holds its grand white flowers and golden, tasselled stamens; by the beginning of September its real beauty is past, but this Californian Poppy thrives in Ireland in a way to rouse strong feelings of envy. In a sheltered garden near Bray I saw plants over twelve feet high, whose beautiful glaucous foliage rose well above the brick wall behind it. The growth of the whole plant is perfect, and every garden should make a real effort to grow it—the word “effort” is used advisedly, as it is full of whims, and will grow in one spot and not in another, and the reason of its likes and dislikes no one has fathomed.

Lilies are also cleverly used in the wood, as well as in open spots. The picture of Auratums, given later in the book, was painted from one of the many groups in flower in August; it indicates the size and height which these handsome flowers attain, and their effect when well placed. Below them grew *Lilium Brownii*, and down the edge of the path clumps of white Irish Bell Heather. *L. longiflorum* was also out, and Orange Tiger Lilies glowed in the shade of the wood against Blue Hydrangeas.

The old Mill and its cottage are covered with trellis, over which clamber Roses, Solanum, and other graceful creepers, seeking every vantage point. A great plant of *Rosa Brunonis* has taken possession of the roof, where it mingles its myriads of white flowers with *Souvenir d'Elise Vardon*, a loose pink Tea,

BLUE HYDRANGEA AND ROMNEYA COULTERI IN A WOOD.

MOUNT USHER, ASHFORD, CO. WICKLOW, IRELAND.



with large heads of buds blooming eight to nine months in the year. Roses and
Creepers

All the Teas, Climbers and many species of Rose flourish here in a wonderful way, retaining all their grace, since very little pruning is given. Some of the best forms of Ayrshire Roses may be seen smothering a Yew hedge with blossom, whilst Teas clothe the long bare stems of the Cordylines. The Noisette *Papillon* looks particularly well for this purpose, throwing its pink flowers against the dark, Dracæna-like tufts of the Cordylines, and in September *Sofrano* looks equally well with its bunches of loose white flowers and many buds and glossy leaves. Honeysuckles, Vines, Ampelopsis, and many other creepers are all used to cover the bare trunks of the trees. In warm positions some of the Mesembryanthemums flourish admirably. The purple *Solanum crispum*, and the white *Solanum jasminoides*, yield a profusion of flowering sprays, and the graceful New Zealand *Muehlenbeckia complexa* sends up its fern-like foliage to a great height. *Carpentaria californica*, with Cistus-like white flowers—the bright, cherry-red *Salvia Grabami*—the red *Abutilon vexillarium* with a petticoat of yellow and pretty dark green foliage—Abelias, and many flowering shrubs, deck the walls or grow as standard bushes. Two special treasures flourish together on a tool shed, *Sollya heterophylla*, from Australia, with tiny blue bells of a lovely tone, and *Convolvulus cneorum*, with white flowers and leaves like silvery satin.

An old rickety wall has been turned into a wall garden and is charmingly planted with Androsaces, *Erinus alpinus*, Sedums, Houseleeks, and other similar plants and dwarf shrubs.

A delightful feature of the whole garden is the carpeting

Carpeting of large flowers with those of low growing habit. Arabis, Plants Aubrietia, Hypericum, Linarias—*pallida* and *Cymbalaria*—make an excellent foundation for the great spikes of Eremuri or other effective plants, which rise through them. In suitable places annuals are added to fill the spaces occupied by masses of Daffodils, Snowdrops, Scillas, Crocus, etc.

This sheltered dell, with its water and wooded slopes and glimpses of distant mountains, gives as much pleasure to the artist as to the gardener. For the collections of plants are not only very complete in themselves, containing as they do many rarities introduced for the first time, but are also most admirably distributed and arranged in harmony with their exceptionally picturesque surroundings.

GARDENS OF SCOTLAND

.

A FRAGMENT. E. V. B.

IN answer to your letter asking “What is the difference between an English and a Scotch garden?” I think there is none, save perhaps the difference that naturally follows where there is a great difference of climate, and where the soil also differs. As a rule a garden in Scotland, in the North especially, endures far severer cold, and receives a far larger amount of moisture from more frequent rains, while the sun—when it shines—is fully as powerful as in the South.

Climate
and Soil
of Scotland

In gardens, I believe, as in the open country, the granite in some way mixes freely with the soil, and it is this that so strongly affects the colour and encourages the vigorous growth of flowers of the garden and the field in Scotland.

I would fain endeavour to describe one, if one only, of her more famous gardens. But I have seen none of them for so many years that I should hardly venture to attempt it. The exquisite brilliancy of the St Andrew’s Cross of the gardens of Drummond Castle seen from the upper terrace—visions of Dunkeld with its green miles of turf and wild foaming burn, and the little temple or summer-house built upon a bridge midway across, with its dizzy ceiling of mirrors so contrived that, looking up, one saw the whirl of eddying waters above one’s head, while half-dazed with the rattling roar underfoot; and then the Minster garden of the Macintosh at Craigmore in Inverness — as strange as it is beautiful, being laid out in the form of the Plan of the Cathedral of York, precisely on the same lines according to measurement. Green

Some turf forms the pavement of the long green aisles. The ground line of the towers is marked out with care in great beds of Scotch Roses red and white: the Lady Chapel is formed entirely of Gardens carnations, and so on with the other architectural points. A range of purple hills in the background completes the picture, the effect of which, as a whole, is singularly rich and unlike other gardens that one knows in Scotland or in England. Such a flower garden could scarcely be imagined anywhere else than as belonging to some fine Highland place. The space needed to carry out with success so grand a scheme would have to be indeed immense!

This is all that remains to the writer, after the long lapse of years, in remembrance of many a fine old Scottish place.

Of some more modern gardens in the North that I have more recently seen, it is sad to feel how the chief surviving impression of them to be now recalled—and this but a faint impression—is that they were all full of yellow *Calceolaria* and *Begonia* and scarlet *Geranium*, and of all that wealth can afford in troops of gardeners, and interminable glass for the upbringing of a depressing class of bedders, carefully nurtured in order to make a good show for late summer use—not for Pleasure, as is perhaps vainly imagined.

The garden belonging to an old Scotch house commonly is, or used to be, a square of an acre or so enclosed within high stone walls, at an inconvenient distance from the house or “castle,” and I think almost always it will be found to be on ground sloping to the South. A garden such as this I have known for years. That garden can never be forgot, for some of my happiest hours have been spent there. A thick grove of

Beech and Fir and mountain Ash entirely surrounded it. A A Walled
grove one longed to thin or entirely lay low; for the branches Garden
gave overmuch shade, and the roots crawled underneath the
walls and interfered with the growth of both flowers and
cabbages. It is not easy to get leave to thin or cut away trees
in that part of Scotland. The tree roots are so slow in getting
themselves established comfortably, having so much to contend
with in the way of weather. Trees are greatly desired by
their owner for the sake of shelter; and so plantations are
usually left to themselves at whatever cost of inconvenience to
a garden. Within the walls the garden was divided into great
squares for vegetables, with gravel walks across and along,
broad beautiful flower borders, with patches and hedges at the
back of them of Gooseberry and Black Currant. The Black
Currants ripened almost as big as Cherries; and such Goose-
berries! The white or yellow half transparent "Honey
Blobs," and dark red, hairy "Ironmongers" (or some such
name according to the old gardener) irresistibly tempted a
passer-by to cross the border.

In early summer and even later, the garden walls cultivated
their own especial gardens. The top of them became turquoise
blue in May—enchancing strips blooming thick with Forget-me-
not, and verdant with seedling forest trees, with the small St John's
Wort and Willow Herb. They have their charm, these flowery
walls. Out of the chinks and cracks in the rough stones of
them spring Foxgloves and Snapdragon and Verbascum, or
Shepherd's Club. Roses were the glory of that garden. Tall,
white Jacobin half-double Roses; yellow Scotch Rose, and
pink Briar Rose, the hundred leaved Rose, and big, round
Cabbage Rose, the full buds of which were too often petal-

Some turf forms the pavement of the long green aisles. The ground
Scotch line of the towers is marked out with care in great beds of
Gardens Roses red and white: the Lady Chapel is formed entirely of
carnations, and so on with the other architectural points. A
range of purple hills in the background completes the picture,
the effect of which, as a whole, is singularly rich and unlike
other gardens that one knows in Scotland or in England. Such
a flower garden could scarcely be imagined anywhere else than
as belonging to some fine Highland place. The space needed
to carry out with success so grand a scheme would have to be
indeed immense!

This is all that remains to the writer, after the long
lapse of years, in remembrance of many a fine old Scottish
place.

Of some more modern gardens in the North that I have
more recently seen, it is sad to feel how the chief surviving im-
pression of them to be now recalled—and this but a faint impres-
sion—is that they were all full of yellow *Calceolaria* and *Begonia*
and scarlet *Geranium*, and of all that wealth can afford in
troops of gardeners, and interminable glass for the upbringing
of a depressing class of bedders, carefully nurtured in order to
make a good show for late summer use—not for Pleasure, as is
perhaps vainly imagined.

The garden belonging to an old Scotch house commonly
is, or used to be, a square of an acre or so enclosed within high
stone walls, at an inconvenient distance from the house or
“castle,” and I think almost always it will be found to be on
ground sloping to the South. A garden such as this I have
known for years. That garden can never be forgot, for some
of my happiest hours have been spent there. A thick grove of

Beech and Fir and mountain Ash entirely surrounded it. A grove one longed to thin or entirely lay low; for the branches gave overmuch shade, and the roots crawled underneath the walls and interfered with the growth of both flowers and cabbages. It is not easy to get leave to thin or cut away trees in that part of Scotland. The tree roots are so slow in getting themselves established comfortably, having so much to contend with in the way of weather. Trees are greatly desired by their owner for the sake of shelter; and so plantations are usually left to themselves at whatever cost of inconvenience to a garden. Within the walls the garden was divided into great squares for vegetables, with gravel walks across and along, broad beautiful flower borders, with patches and hedges at the back of them of Gooseberry and Black Currant. The Black Currants ripened almost as big as Cherries; and such Gooseberries! The white or yellow half transparent "Honey Blobs," and dark red, hairy "Ironmongers" (or some such name according to the old gardener) irresistibly tempted a passer-by to cross the border.

A A Walled Garden

In early summer and even later, the garden walls cultivated their own especial gardens. The top of them became turquoise blue in May—enchancing strips blooming thick with Forget-me-not, and verdant with seedling forest trees, with the small St John's Wort and Willow Herb. They have their charm, these flowery walls. Out of the chinks and cracks in the rough stones of them spring Foxgloves and Snapdragon and Verbascum, or Shepherd's Club. Roses were the glory of that garden. Tall, white Jacobin half-double Roses; yellow Scotch Rose, and pink Briar Rose, the hundred leaved Rose, and big, round Cabbage Rose, the full buds of which were too often petal-

Spring bound in wet weather, and red Damask Roses, redder than Flowers ever is known in the South.

Ah, how I loved them! But the Spring was the splendid garden-time, the time for Hepatica, blue and white and pink. Great cushions of these three lovely colours, bloomed abundantly with all their heart and soul, as it were, for the dear earth of the "North countrie" kept ever moist and cool about their feet. In English gardens the Hepatica never is quite happy, though sometimes they will grow on for years. Then there were Auriculas, purple-black and powdered green, and Alpine lilac and yellow, besides borders of an Alpine kind, coloured the clearest mauve, and still rarer white. And nowhere else grew St Bruno's Lily in such grand clumps.

Hedges of Beech or Yew are always more or less a feature in the North. They serve for shelter, and they give character. In that garden were two Cotoneaster hedges, in Autumn diapered with scarlet berries; they went up the length of it, and at the very end opened out on a half-circle of turf, and a sundial and garden seats. If the sun-dial could speak it might tell some stories—stories of the talk, the interchange of sorrowful or happy thoughts, that on sun-bright afternoons went on around it. But perhaps voices were muffled somewhat in a dark, small-flowered Clematis that wound up round the stone column, or by certain light mists of cloud that were wont to hang about it, too light and low to hide the sun!

Very common in Scotch gardens are borders of deep blue Gentian, as magnificently blue as any that a mountain climber may meet with on the slopes of Monte Rosa. The Gentian is not grown in these days, however, so abundantly as formerly, for the Laird and the Lady of the house or castle belonging

to the garden, are usually away in London at the supreme moment of garden ultramarine. I remember a fine castle garden, which once I revisited after an absence, and missed the long, rich lines of Gentian that had bordered every walk. The lady of the castle told me "they all were done away with, as she never saw them in flower. She never came North until quite the latter end of July, so where was the use of keeping them?"

There is a beautiful old garden in Aberdeenshire, not known to fame, where long ago I used to delight in a quaint pattern of garden beds set out with narrow walks. Each bed was *sunk* in the same way as in the ancient gardens of the Alcazar in Seville, and each enclosed in a box hedge about two feet high. One of these queer beds was filled with tiny white Campanula, another with low Scotch Roses, and so on with the rest. Each had a different plant inside, and all of old-fashioned kinds. It was rather hard to see the flowers so deep down within their little box hedges. One had to go up quite close to see them at all. It is all charming in its way, but one would hardly advise the setting out nowadays of so queer a parterre.

In that garden was a great mound, if it might be so described, of white Wood-Honeysuckle. Who could forget the summer bloom of that mass of perfumed loveliness? How the bees worshipped it! Then the flower-borders were full of interest, filled with strange, alien plants—rare plants gathered from out-of-the-way gardens far and near, or from the unwont collections of an army of garden friends. There in autumn hung the great fruit—the size of a hen's egg—of Podophylum, glowing scarlet underneath its dark green foliage, and tall purple Verbascum, and a series of rare species of Solomon's Seal

An Aber- and a large variety of other beautiful things whose names shall
deenshire not be catalogued here (and which indeed I have entirely for-
Garden gotten!).

Double pink Convolvulus climbed the low wall of the greenhouse, and in a chosen spot grew *Wolferia* (known only in the mountains of Bulgaria). Then there was the large-flowered yellow *Anemone*, seeding like globes of Dandelion. As to this last, I am the happy possessor of one single plant, which every year bears one yellow flower! Outside the garden, between green-velvet banks ran a little narrow stream—ran so gently and so clearly that the tall *Irises* and the *Kalmia* bosquets were mirrored there; and near the streamlet, ordered clumps of *Begonia* lay upon the grass, just beyond the edge of the shadows of *Beech* and *Copper-Beech*. And so splendidly brilliant and so well grown, although not over large, were these *Begonias* that just for once one had to forgive them their somewhat soulless presence.

E. V. B.



TIGER LILY AND MICHAELMAS DAISY.

CAMP COTTAGE, COMRIE, N.B.

SOME CHARACTERISTICS OF SCOTCH GARDENS

TO write on Scottish gardens and their peculiarities is a task that one assumes with diffidence. For, if it be true that the characteristics and habits of nations are due largely to the influences of climate, it is no less a fact that climate is the governing force of the gardening world. In the North, it causes us to use every possible means to secure shelter, and to husband every ray of sunshine. At the same time, it must be understood that Scotland abounds in diversities of temperature. On the west coast of Argyllshire, in Ross-shire, and in Skye, delicate plants and rare shrubs, which in England live outside only in Devonshire or Cornwall, thrive in an amazing way. In the counties adjoining the Moray Firth, the Solway, the Firth of Forth, in East Lothian, the Carse of Gowrie, and various other parts, equally good results are obtained with vegetation of a tender nature. Last year, while staying near Fortrose, on the east coast of Ross-shire, I was able to pick Sweet Peas and Tea Roses as late as the beginning of December; and at Cromarty, a few miles off, Apricots and Peaches ripen on sunny walls.

On the whole, however, the climate of Scotland is of a less generous nature, and on that account a high-walled kitchen garden becomes the place where carefully tended and often delightfully effective flower borders are found. For these a beautiful screen may be formed by Pear and Apple trees trained on espaliers, the blossoms of which provide a welcome addition

The Garden to the flowers of spring. Here also are cultivated even more in Spring successfully than in the South such warmth-loving plants as the Phlox, Pentstemon, Carnation, and Hollyhock. The fact of the flower and vegetable garden being combined probably accounts for the frequency with which, in Scotland, the garden is situated almost five or ten minutes' walk from the house, in close proximity to which are only a few shrubs and flower-beds.

Often the frosts of the latter part of April and the beginning of May are fatal to gardening. Plants which lay dormant and un hurt during the severest cold, and a little later began to show signs of life, are frequently cut down by "Blackthorn frosts," as they are called. So it was this year. We had been gladdened by the promise of spring, when a fourteen-degrees frost on the twentieth of April dealt a deadly blow to many a tender plant and shrub—Spirœas, to mention only one genus, were despoiled of their beauty for the season. But "Nil desperandum" must ever be the gardener's motto, and in spite of climatic drawbacks, spring flowers are usually cultivated with fairly happy results. In our northern capital the gardens of Princes Street vie in beauty with the London parks; groups of gay Tulips and the finer kinds of Daffodils, carpeted with purple Aubrietia, double white Arabis and Polyanthus, form a brilliant foreground to the gloomy grandeur of the Castle and its massive rock.

It is a special charm of our Scottish gardens that the encircling landscape, whether composed of wood or loch or mountain, adds immensely to the flower effects—how much so can be fully realised only when seen. The surroundings form a framework so varied that they sometimes become the chief characteristic of the garden. From turfy lawns, bright

with borders of blue Delphiniums, stately Hollyhocks and Lilies, one may look across the Firth to crags crimson with Heather, the blue hills of Sutherland in the distance, and, half encircling all, the ever-changing sea. Earlier in the year these borders are filled with Daffodils, overhead hangs pink Apple-blossom, while the heathery cliffs are wearing a robe of rich warm brown, and the Alp-like hills in the distance are still snow-covered.

The Land-
scape as
Background
to the
Garden

In the Perthshire garden of which a sketch is given the central beds are laid out with Begonias in carefully selected colours, and pale blue Lobelias. Sentinel-like Irish Yews of a stately aspect form a striking contrast to the brilliancy of the flowers; and a high Beech hedge enclosing all gives shelter from cold winds. A long grass walk, with hedges of Roses on either side, divides the flower from the vegetable garden. Gazing along this walk to the far-away Grampians, what a picture is presented!—in the foreground a glorious touch of colour is supplied by Carmine Pillar Roses, and looking down the long herbaceous borders fresh charms are disclosed, the purples and blues of the Delphiniums, massively grouped, being repeated in the lights and shades of the distant mountains. Surely there is no more exquisite sight than the beauty of a well-cultivated garden of flowers allied with the wild grandeur and primeval loveliness of nature.

In the Lowlands, natural scenery is less obtrusive than in the North, but there, too, advantage has been taken of long-reaching sweeps of country, with the undulating tops of the Cheviots, the bolder Pentlands, or the flatter Lammermoors, to break the skyline.

In one such walled garden, standing on the little terrace which

A Lowland overlooks the whole, the eye is carried instinctively down long Garden broad masses of choicest garden flowers, with their backing of tall Yew hedges, across miles of field, and scattered woodland, rising in gentle, unsuspected degrees till hill and sky intermingle and fade away in the far distance. Every walk in the garden has its own characteristic setting. One is a continuous pergola of trained Apple trees, as beautiful in autumn with russet-skinned fruits, as in May, when wreathed in tender pink. Another calls to remembrance "the pleached bower where Honeysuckles ripened by the sun forbid the sun to enter." One part opens on a quaint little garden of miniature beds, edged with Box, and filled with strong-scented Rue, Southernwood, the fearsome Mandrake with its egg-shaped apples, gray Lavender, Camomile, and other fragrant herbs and quaint old plants familiar since the Stuart kings united the countries lying north and south of the Tweed. Close by there is another walk of different aspect, broad, turf-covered, and partly overshadowed by fruit trees gnarled with years. Under these are large groups of Phloxes in many colours, and nearer to the front Scotch Candy, French and African Marigolds, Yellow Nasturtiums, Snapdragons, Galtonia, and Fennel. Other walks are bordered with immense hedges of Sweet Peas, with Michaelmas Daisies, Christmas Roses and Peonies, Lilies of the Valley and Sweet William, Pinks and Columbines, and flaunting Tulips which hang the head as if half ashamed of their bravery. Here too are grown Roses of every kind loved long ago—Scotch, Tuscan, Moss, and Prince Charlie Roses. Nor may we overlook the terrace walls—white, when Apricots and Plums are in bloom—or the corners and gateways, enlivened with white Jasmine, Banksian Roses, and rambling Clematis—*Paniculata* for autumn and *Montana* for

BEGONIAS AND LOBELIA.

STROUAN, COMRIE, N.B.



late spring. Here too in Nature's Rock garden, between the Flower
mortarless bricks clasped together with golden brown lichen, rise Grouping
in their season clumps of winter Marjoram, Red Valerian, Snap-
dragons, Wall Rue, and black Spleenwort, and Hart's Tongue
ferns have also firmly established themselves. Art lends her aid
with iron gates of classic design, here and there a leaden statue,
or a marble vase, a dripping fountain, or a draw-well. On the
way to the house another type of gardening prevails. Groups
of flowering shrubs are arranged, chief of which are Deutzias,
Weigelas, Lilacs, Double Genista, Choisya, Berberis, and
Moutan Pæonies. Nor must we be surprised if in sheltered
glades, exposed to the sun, *Eucryphia pinnatifolia*, Bamboo,
Carpentaria, Cæsalpina, *Caryopteris*, and other tender subjects
are found. There also is the home of Cyclamens, rewarding
by a rich profusion of flowers the slight protection they receive
from some majestic forest tree, at the base of which they cluster.
Over the grass in spring-time Daffodils, swaying in the breeze,
form a sea of unbroken bloom which breaks away into curves
that sweep in and out among the trees, or lose themselves among
the shrubs through which they thread their way to be massed
in yet another vast group.

In flower-gardening the present is a transition period, and
in Scotland things have not yet righted themselves. But, on the
whole, the old order is changing very rapidly. Greater taste
is evident in the substitution of delicate colour-groups, in place
of the vivid ribbon border.

Roses are more used, either by themselves or grouped with
herbaceous plants. Charming effects may be seen, such as the
Blush China Rose surrounding the pink *Spiræa palmata*, and the
more salmon pink Rose, *Laurette Messimy*, among the Phlox, *Boule*

The Beauty *de Neige*. Borders, which once contained only Calceolarias and of the Lobelias set out in stiff lines, have been revolutionised by planting Autumnal a background of white and pink Sweet Peas, and dividing the Flowers rest of the space into alternate divisions of China Roses and free-growing Carnations, such as *Raby Castle*, *Queen of Bedders*, *Duchess of Fife*, etc. Sometimes a whole border is given up to one colour. A delightful one, I remember, was composed of a background of Golden Elder, with groups of yellow Chrysanthemums, Tritomas, and the Montbretia, *Vulcan*. Sometimes plants of distinct colours are grouped together to show each other off, such as clumps of *Papaver somniferum*, or its variety *Sutton's Chamois Rose*, sown thinly among white Madonna Lilies.

But our flower borders do not attain their best till the month of August, and though in July we have to yield the palm to the Roses of England, the brilliancy of colouring and beauty of our autumnal display surely can be surpassed nowhere. It is characteristic of Scottish gardens that spring flowers are hardly over before summer has begun, and every season seems to overflow with the flowers of another, summer lending those peculiar to herself to swell the train of autumn.

Our cottage gardens do not compare favourably with those of England. Too often, perhaps owing to the thrift of the *Cannie Scot*, of flowers there only "grows a bonnie briar bush in oor Kailyaird," and homely vegetables usurp the chief part. Sometimes, however, this is not the case, and beside the Scarlet *Tropæolum speciosum* with its lovely blue purple berries, which, growing like a weed in the North, clothes the white-harled walls of the cottages in scarlet and purple, and "flames the Yews in glory," Ayrshire Roses and Yellow Briars trained on rustic

arches span the short and narrow pathways. It is somewhat of a puzzle that Scarlet Tropæolum never seems so happy, or as much at home, in England as in Scotland. One reason for this, given by an observant gardener, is that in the South it is not cut down in winter by frost, and so does not come up again with renewed strength. Or perhaps it misses the cool damp soil beloved by many plants, in which the homely Pansy luxuriates beyond all others. To quote that well-known writer E. V. B., who has gardened in both parts of Great Britain, "Everything that does well in England grows even better in Scotland, and where the soil and position are favourable they will attain to greater stature with more than equal luxuriance." Is it favouritism to assert that August, September, and October, in a well-ordered and well-situated Scottish garden, are worth the whole year in an English one? The glory of the colours, and the profusion of the harvest of our flowers, make us bold to boast of our autumnal display. For this we are indebted to the cooler soil, which retains the moisture and is seldom burnt up to the same extent as gardens in the sunny South.

No article on national gardens would be complete without a tribute to the shrewd intelligence and skill of the Scotch gardener, whose worth is acknowledged all over the world, and that not only in the present day, but from the earliest History of Horticulture.

F. GRAHAM STIRLING.

SCOTCH NOTES

The striking
Features
of Scotch
Gardens

I N Scotch gardens three great characteristics appear to strike the visitor before all others—the wealth of flower, the picturesque setting of the gardens, and their lasting power into late autumn.

The wealth of flower, and luxuriance of growth, give the plants a look of healthy contentment with their surroundings, which is very pleasant. Inevitably a comparison is made with the gardens of my own part of England, East Kent, which is rich in sunshine, but has by reputation almost the lowest rainfall in Great Britain. More and more I am coming to the conclusion that rain is a far more important consideration to gardens than sun, and that one of the lesser advantages that a gardener gains in life is his thorough enjoyment of a rainy day! Even this last wet summer has not shaken my belief in this theory. On our shallow soil, with the chalk only a foot or so below, we have not had a shower too much. Annuals and herbaceous plants have done twice as well as usual, and though I must confess that Roses could have done with less wet when in summer flower, their autumn bloom is fine, and I have never seen stronger growth made in the season, and such fine heads of buds. This greater luxuriance where moisture is found strikes one in the west of England, and, to a still larger extent, in Ireland, which notoriously has more rain and less sun than we have. Plants like Myrtles, which one has been accustomed to think needed sun to make them flower, grow into trees, and clothe themselves in August with starry white blossoms,



THE FLOWER GARDEN.

PRESTON HALL, DALKEITH, N.B.



LILIUM COLCHICUM, AND PARDALINUM, ROSES, DELPHINIUMS,
AND DAISIES.

PRESTON HALL, DALKEITH, N.B.

revealing a beauty which I have never seen in England, and proving apparently that absence of severe cold and plenty of moisture are the more important considerations. In Scotland evidence of the same fact is met with over and over again—nowhere have I seen finer bloom on monthly Roses in the autumn, and the large fragile flowers of *Romneya Coulteri* open unscathed through August in spite of wind and wet. It is the same with all the ordinary garden flowers; they seem to revel in the moisture. Annuals in Scotland last twice as long as with us; Sweet Peas grow eight feet high without any extra labour expended on them, and continue making fresh flowering shoots till frost cuts them down, instead of putting all their energies into ripening their pods as they do with us! Delphiniums grow eight or ten feet high with stalks like firm columns to every flowering spike, and *Campanula lactiflora* is almost as magnificent.

It is true that I have only had glimpses of these Scotch gardens in late July, August, September and October; some day I hope to see them in May and June, which are so wonderfully rich in beauty in the South, and almost hope to find that they fall below ours then in excellence. One is always told that Scotch springs are bad, and that the gardens do not develop till late. This year, which certainly was an exceptionally late one, I found still in flower in the gardens—the first days of August—such plants as Spanish Iris, *Campanula persicifolia*, *Papaver pilosum*, Cluster Roses, Delphiniums, and many other things which had been over with us weeks before, and at the same time Helianthemums and Echinops, Eryngiums and Phloxes were all opening. This overlapping of the flowers adds naturally to the richness of the effect, but soil and moisture play

The a large part too. It seems as if the plants do not exhaust the Summer soil in the way they do with us—big clumps succeed, almost Wealth touching each other, and small plants spring up in front and of Flower flourish without that half starved appearance, which in our drier gardens they so often exhibit.

Preston Hall garden, of which two pictures are given, is certainly an example of the amazing way in which herbaceous plants grow. I never saw a greater wealth of colour, or healthier looking plants, and yet they had remained undisturbed for years, and very little digging or manure could be given to the beds, as bulbs grew between all the tall summer flowers to blossom in the spring. At the end of July, or early in August, according to the season, one is greeted, on reaching the gate in the wall, by an entrancing vision of blue—a blue of a wonderful tone, the clear Cambridge colour and darker shades, without any intermingling of mauve or purple. Spire after spire of wonderful Delphiniums, eight and ten feet in height, stand in procession down the borders which lie on either side, filling the eye with beauty, and making it impossible for the moment to notice the other innumerable flowers of every description, or the screen of climbing plants which hides the fruit and vegetables lying beyond. This screen must have seemed a brave project, when first erected. Strong square posts of great height are joined at the bottom by a trellis four or five feet high, and are connected at the top with chains which swoop from one post to another. These are now festooned with Ayrshire and other white Climbing Roses, Penzance Briars, *Montana Clematis*, and *Spiraea Ariæfolia*, this latter making a wonderful background of creamy white to many a bright flower. The Roses are in perfection at this time, and the palest blue Delphiniums are to

DELPHINIUM, ANTIRRHINIUM, AND NEMESIA, Etc.

KIRKHILL, GOREBRIDGE, N.B.



be seen massed against clusters of white Roses or branches of A fine pink Penzance Briar, while below grow Lilies—particularly Border fine clumps of *chalcedonicum* and *pardalinum*—white Daisies, white Fraxinella, Alstroemerias, Campanulas, etc.

The second picture is of the flower garden which adjoins the walled garden, and so gains on one side a fine red brick buttressed wall. Round the rest of it is a semi-circular Holly hedge, and beyond, giving further shelter, a belt of big trees. Every imaginable flower is growing in this turfed enclosure, and the feast of colour is so great that it is a more enjoyable spot for wandering, and drinking in beauties, than for attempting to paint them. From the start one knows that justice can never be done, and a sketch is no sooner begun than one longs to be at another subject which looks even more tempting. Four large round gardens, set far apart from each other, form the great feature; all are different, and yet all have in common gigantic posts, twelve or fourteen feet high, placed in a circle, and clothed with Roses to their tops—connecting chains festooned with Roses join them to each other, and in some cases to a centre post as well, while others are connected in groups of three by wooden rails.

The arrangement of the surrounding beds varies too. Here are two circular beds, one within the other, divided by grass paths, the inner bed of Roses, the outer of herbaceous plants—there, an encircling bed of herbaceous plants alone, about nine feet wide, full of lovely flowers. Everywhere are clumps of pale blue Delphiniums grouped next golden Alstroemeria and the feathery spikes of *Cimicifuga racemosa*, with great shoots of the Rose *Alister Stella Grey*, or tumbling clusters of *Felicite Perpetuè* as a background; *Campanula lactiflora* is grouped

Picturesque with pink *Alstroëmeria*; and the deeper coloured *Campanula* Flower *latifolia* with the *Spiræas*, *aruncus* and *gigantea*. The white Garden *Campanula macrantha*, which in Scotland and the North of England seems to excel most of the other varieties for effect, making spikes four to five feet high hung with large white or purple bells, is grouped with *Delphiniums* or white *Mallows*—*Senecio Tanghuiticus*, the tall *Thalictrums*, and other yellow plants such as *Isatis glauca*, grow near the deep blues of *Monkshood*, *Dracocephalum Ruyschiana*—*Eryngium*, *Echinops*, and the variegated form of the large *Comfrey*.

Under the wall, which is clothed with creepers throughout its whole length, the curved border has still more richly coloured groups. The deep red *Monarda didyma*, its taller Rosy form *Kalmiana*, and clumps of deep blue *Monkshood* grow below the *Blush Rambler*, which hangs a sheet of rose colour on the wall near the white *Roses* which cling to the buttresses. In shadier places are groups of the exquisite green-blue *Meconopsis Wallichii*, and of the white *Martagon Lily*, thrown up by masses of the golden yellow *Croceum*.

It was too early in the year for the full effect of all the half hardy plants, which are set out in June, such as the blue and scarlet *Salvias*, the pale yellow *Calceolaria*—of which very striking use is made by keeping the old plants—*Lobelia cardinalis*, deep red *Pentstemon*, *Heliotrope*, etc.

Another garden only a few miles away—*Dalhousie*—shows how successfully *Roses* can be grown in Scotland. All the newest *Teas* and *Hybrids* are tried there, and most of them with success. The beds lie on a warm slope of the walled garden, with an extra screen of *Irish Yews*, which make the best of all backgrounds. Old-fashioned *Hybrids*, like

MONTBRETIA AND SWEET PEA IN THE AUTUMN.

STROUAN, PERTSHIRE, N.B.



Jacqueminot, are allowed to grow into large bushes, and the long shoots are pegged down, and so are forced to flower the whole length, instead of only at the top. Climbing Roses cover a winding pergola, which rises from a herbaceous border with low creeping plants to break the edge of the path; through it one sees a wide slope of turf falling to the deep rocky bed of the river with the fine trees of its banks, and beyond is an old clipped Holly hedge, left to grow at intervals into trees, which are wreathed with Dundee or Ayrshire Ramblers, and a pale pink Rose of the same exquisite shade as *Céleste*.

The effect of the *Heucheras* in this garden, growing in large patches with white *Stonecrop* beneath them, struck me very much; they were a good example of the advantage gained by massing plants of one kind together instead of scattering them, and indeed this lesson was strongly taught by all the borders—from *Heucheras* to tall *Mulleins*, everything was planted apparently by the dozen.

But the impression made by the setting of the gardens is greater even than that of their luxuriance, and it is seldom, if ever, that in England this can be equalled. It is true that one misses often our bright effect of flowerbeds near the house and the creepers round the windows, but the absence of both is more due, I believe, to habit than necessity. For years it has been believed that nothing will grow without a stone wall for shelter, and so within the walls, and nowhere else as a rule, are the flowers grown. Another reason for this practice is, I am told, the curse of rabbits, but I have not been able to discover if a Scotch bunny is really more agile than our English friend, and will jump a wire netting of a height to be easily hidden by a Rose hedge. Frequently I longed for the flowers to be

The round the house, or on terraces below it, where some lovely
Position background of mountain, wood, or water was waiting to set
of Scotch them off. But in the search for shelter these walled gardens
Gardens are often placed at a considerable distance. Of course there
are many exceptions, such as the well-known Balcarres and
Balcaskie; at the latter the windows open on to a wonderful
parterre of colour, which makes, with a fine Cedar and the sea
in the distance, a delightful picture. The Rose garden
enclosed in a low Yew hedge (of which a picture is given in
"Rose Notes") and the terraces with their walls and wide buttresses,
giving the cosiest of corners for delicate plants or creepers, are
also at hand. In the case of many of the grand old fortified
castles in which Scotland is so rich, the garden, though it is
generally kept within its own walls, adjoins the Castle itself,
and gains the immense advantage, as at Cawdor or Kellie,
among many others which come into one's mind, of a back-
ground of high grey stone towers and turrets. But, as a
rule, the small gardens prove how much can be well grown
without either walls or high hedges, and make the most
consequently of the natural features of the landscape. The
garden of Camp Cottage, Comrie (of which a sketch will
be found in this section), is a good example of what I mean.
On all sides the view is open, and clumps of Blue Delphiniums
and Madonna Lilies in the summer, or of Tiger Lilies and
Michaelmas Daisies in the autumn, are seen against the purples
and blues of the mountains, and borders of Phlox and Bocconia
stand out against some distant buttress of grey rock.

But once the walled gardens are entered, all regrets as to
their position vanish in delight at the sights within. They
have wonderful features of their own, and are seldom, owing

to the necessities of the ground, on the flat, as our own Walled
kitchen gardens are. They are often very large; sometimes Gardens
a sparkling brown burn runs through the middle; sometimes
a small orchard carpeted with grass is enclosed, or a delightful
garden-house is found to terminate the centre walk; Irish
Yews may form an avenue down the middle, or be set square in
the centre, or quaint hedges of cut Laurel divide the garden into
squares. They may be found also of any shape, square or
oblong or occasionally round. The most picturesque to my
mind are those where the wall follows the natural lie of the
land, and does not enclose the whole garden, being built,
sometimes in the form of a large semi-circle from which the
ground falls quickly to the river below, and rises above it to
wood-crowned hills. Such a position as this gives ample scope
for picture planting, as a choice of background is always
available.

The sketch at Kirkhill shows one example of the effects
which such a picturesque garden may possess. The path starts
on the level, and then disappears down the steep slope of the
hill to where at the bottom of the glen the Esk is swirling
round rocks clad in green velvet moss, or forming deep brown
pools in which the steep bank of the further side, with its
undergrowth of fern and bracken, is reflected. The flowers
which border the path gain immensely in effect by being
silhouetted against the distant trees. What opportunities again
for Wild Gardens such banks of the river afford, with all the
shelter of slope and garden wall above them!

At Barskimming, of which unfortunately I have no
sketch, though it is full of pictures, the garden is level for a
space with wide grass paths, a sundial or a stone vase stands

Gardens where the paths cross, and gigantic clumps of Delphinium, by the Sea Spiræas, Campanulas, and old Scotch Roses, riot in the roomy borders. Turning down one of the side paths, one finds no formal limit to this walled garden, but a grassy slope with big trees descends to a level lawn below. On the left, the ground rises again, gay with flower-beds, till the boundary wall is reached, and on the right the lawn leads to a deep glen where a burn gurgles its way downwards between steep banks clothed with ferns and every imaginable treasure that will grow in such a position. It is difficult, in sight of so many natural advantages, to repress envious desires for the same chances!

Gardens near the sea have another and quite different charm. Some, as at Wemyss Castle, have, as well as the walled garden which lies inland in a more sheltered position, a flower garden lying close to the shore, where clumps of *Hydrangea paniculata* and *Hyacinthus candicans* of Tritomas, Fuchsias, and Michaelmas Daisies, or more brilliant groups of Tritomas and Gladiolas, look magnificent on a woody slope, flashing through the dark tree stems against a grey sea.

The autumnal aspect of Scotch gardens is much richer than in the South, but it must be remembered that they stand a greater risk than we do of early frosts, and that many a plant may be suddenly blackened in a night. Returning to England at the beginning of October, our own garden seemed to me in comparison a wilderness. August and September had been both hot and dry, and everything was scorched and exhausted. Remaining in my mind were pictures of the blaze of colour at Drummond Castle—bed after bed filled with Begonias, Marigolds, Lobelias, Pentstemons, and

PHLOX AND BLUE MONKSHOOD.

NETHER PLACE; MAUCLIN, N.B.



every imaginable annual, broken by soft-toned plants like Autumnal Nepeta, Heliotrope, and Sweet Alyssum, and of the long Aspect of alley (of which a sketch is given at page 62), which runs between severely clipped Yews and Hollies, and is planted almost entirely with mauve Nepeta and Larkspurs Gardens

Memories, too, were recalled of the Strouan garden, where I had painted Montbretias (*Germania*, orange red, and *Aurea*, golden yellow) only ten days before, as they glowed on a sunless day against pale mauve Sweet Peas with a background of fruit trees, Irish Yews, and distant mountains, and where I had left unpainted several other good subjects. Two pink borders especially attracted me—in the one were Shell Pink Japonica Anemone, with Auratums and clumps of *Hyacinthus candicans* at intervals, and mauve and cream Violas below—in the other were Phloxes, Hollyhocks, and Michaelmas Daisies. Yet another border, planted chiefly for October effect, was gay with groups of white Anemones, bright mauve Michaelmas Daisies, *tigrinum* and *auratum* Lilies, Tritomas, Eryngiums, and golden Montbretia. Everywhere it was the same story, the beds were full of flowers looking as if they meant to bloom for weeks.

Phloxes never seem to flourish anywhere as they do in Scotland. I learnt at Nether Place the value of pink and white varieties massed with the rich blue of Monkshood, set against the dark background of the finest old Irish Yews I have ever seen, and at Barskimming the beauty of the mauves, alone or grouped near white flowers, such as *Clematis flammula* or *Hydrangea paniculata*.

The sketch of the picturesque garden of Kirkhill, in the Lowlands (shown in "Lily Notes") was not painted till October, when *tigrinum splendens* and Michaelmas Daisies were in

Striking perfection, and looked their best in the fine setting of cut Autumn Laurels and unclipped Irish Yews wreathed with *Tropæolum*.

Groups In the summer this border had been equally effective with tall Delphiniums and clumps of Lilies, while earlier still it was rich with tree Peonies. Another good October effect in this garden was a border of the tall cream Chrysanthemum *Ralph Curtis* grouped with the pink *Massey*, while below these grew pink Stocks and Mignonette, and in the wide herbaceous border sloping up to a stone wall stood clumps of the effective deep orange brown and pink Chrysanthemum *Robbie Burns*, grouped with Rudbeckias, Helianthemums and fine Michaelmas Daisies. A lovely bed of Monthly Roses, too, was still gay beneath the long green sprays of standard Wichurianas.

At Dalhousie again I left a magnificent blaze of Tritomas, rich carpets of Violas, hedges of *Fuschia gracilis*, and many another beauty. The sketch was taken from one group out of many equally striking, which stood in the wide border under the great curving wall. The old red and yellow Torch Lily and *Tritoma Leichtlini* were all in big clumps, but the variety of Tritoma, *John Benary*, seemed to me far the finest of them all, flaming red without a touch of yellow, and yet with a sort of bloom over its brilliancy. On one side grew a mass of white Japanese Anemones, and on the other Michaelmas Daisies, while the edges of the path were broken by dwarf creeping plants of every description. The tall Michaelmas Daisies were only just opening, but there were some fine dwarf ones—*Amellus*, *Distinction*, *Riversleigh*, *Roger Palmer*, and *Acris*. At the edge of the path piercing the Saxifrages were *Colchicum, album plenum* and *speciosum album*, and the mauve Crocus, *speciosus Aitchisoni*.

TRITOMA JOHN BENARY, JAPANESE ANEMONES, MICHAELMAS DAISIES, ETC.

DALHOUSIE, MIDLOTHIAN, N.B.



All these pictures from this and many another garden I Autumn
long to reproduce in our own small garden, but I fear it will Flowers
remain a fruitless wish, and that in the South we shall never
attain to the beauty and luxuriance of these autumn gardens
of Scotland.

THE ANNUAL IN SCOTLAND

Perennials
as Annuals

IN the flower-gardening of summer and autumn some perennials are customarily treated as annuals or as biennials, with the result that the annual of the botanist and of the gardener is not always the same. This manner of producing plants from seeds has not a little to recommend it. They become more amenable both to the inspirations of genius, and to the operations of the ordinary flower-gardener, who copies as he goes. They yield bloom of a superior quality to that of older plants, whilst in their production there is a minimum of misspent labour. Hence it may be expected that, along with Pentstemons, Carnations, Delphiniums, tall Lobelias, Hollyhocks, Celsias, Michaelmas Daisies, and Antirrhinums, to note the chief, the number of perennials cultivated in this way will year by year be increased.

For it cannot be denied that the annuals and biennials which produce flowers equal in beauty and effect to these perennials are not many, and accordingly the ardent horticulturist, in search of improved material, is continually breaking down the artificial wall of division which separates the one from the other. An examination of Mrs Loudon's beautiful book on Annuals proves that in the scarcely seventy years since it was published the progress made by annuals is not great. One reason is that annuals at that period were in the ascendant, though shortly thereafter eclipsed by tender bedding plants, and it is only in recent years that they have to some extent regained the position from which they were then deposed.

ANNUAL LARKSPUR AND NEPETA.

DRUMMOND CASTLE, N.B.



In Scotland, a climate which makes few compromises in the matter of heat and cold, the employment of such tender plants as Celosias, Balsams, *Cosmos bipinnata*, and Zinnias is unprofitable, while Dwarf Nasturtiums grow so much to leaves and are so painfully deficient of flowers, that a sight of them growing in the South of England makes one almost envious of their beauty. But there are compensations. The Sweet Pea glories in the climate, and it is only in the north that Larkspur, Stocks, and many another common annual can be seen in gayest array late in autumn. Nor need the fact be concealed that plants, which in southern gardens are coddled, can conform to the exigencies of northern ones. It thus happens that the Swan River Daisy succeeds as a hardy annual, *Campanula pyramidalis* as a hardy biennial, and *Celsia Arcturus* as a half-hardy annual and sometimes as a hardy one. On the other hand, failure follows the attempt to sow the seeds of Hollyhocks and to flower the plants the same year; knowledge of these and other details is essential to success.

As with other plants, so it is with annuals and biennials; a rigid selection is imperative if the greatest pleasure from their use is to be looked for. It is not only that the number of species which may be hopefully chosen is limited, but that, of the species, varieties have to be examined closely before admitting them to the garden. The old-fashioned garden-artist delighted in variety. He would grow sixty varieties of Stock without a qualm, and be rather proud of the achievement. Now it is unlikely that we could usefully employ more than six. Of the branching Larkspur (*Delphinium consolida*) the deep blue, rose, and white form a sufficient variety; of the Rocket Larkspur (*D. Ajacis*) the rose only.

Larkspurs The sketch illustrates a striking effect of the blue variety
and —used boldly the whole length of a sloping border—and the
Sweet Peas. vigorous way in which this Larkspur grows and flowers well
into the autumn. Of Snapdragons, which are invariably cultivated
in the manner of half hardy annuals, the tall growing
kinds are in every way superior to the dwarf ones. Good
self colours, such as *Golden Chamois*, *Rose*, *Rosy Morn*, *Cottage
Maid*, are preferable to the bicolours and fancies. In Scotland
these grow four to six feet in height. The intermediate varieties
are useful for massing, but the Tom Thumb varieties, which
by some folks are favoured above the others, are scarcely worthy
of a place in the garden.

Naturally, annuals are largely dependent for their effect on
the way in which they are employed. The Sweet Pea, for
instance, if cultivated as a garden plant to produce the greatest
beauty possible, should be selected in colours and set as a hedge
beside a long grass walk. The sketch shows a skilful employ-
ment of them in a long border of annuals. The short hedges—
each one formed by a different variety of Sweet Pea—are set
across the bed, and divide it into a series of cosy compartments,
which are very convenient for growing patches of other
annuals, such as the single Aster *Chinensis*. It is becoming usual
to plant Sweet Peas in round masses, as single pillars or pyra-
mids, but none of these give as good an effect as a hedge.
The common Marigold may, according to management, be a
mere weed or a desirable garden flower. A mass of Orange
King, intermixed with early raised seedlings of sky-blue Del-
phiniums, or of *Verbena venosa*, *Salvia patens*, or *S. Horminum*,
produces a splendid autumn effect. French Marigolds of all
kinds, African Marigolds (which should be grown in reserve

A BORDER OF ANNUALS.

LARGO HOUSE, FIFE, N.B.





and lifted and arranged when in flower, so that only doubles (are employed), Pearl Nasturtiums, Gardener's Garters, Sun-flowers (double and Stella), Chrysanthemums — Precocité, Polly, Horace Martin, — and Antirrhinums — Cloth of Gold, Copper, and Yellow,—form yellow borders of great beauty.

Annuals for
late Trans-
planting

The colours of many annuals are distinct from those of other plants. Thus with *Rose Queen Hollyhock*, *Oenothera Lamarckiana*, Blue Larkspur, *Golden Chamois* Snapdragon, *Miss Jekyll Nigella*, which ought to be sown late in April, and copper *Jacobæa*, a glorious effect may be produced in tones which it would be difficult, if not impossible, to get with any other plants. That sweetest of old flowers, the Sweet William, is not often seen in gardens, possibly because it stops flowering at a season when it leaves a blank, but there are two excellent ways of using it. The one is to transplant in June seedlings of the previous year into borders in open spaces between late flowering Phloxes, where, after flowering, they may be cut down or removed altogether; or they may be planted earlier in the year along with Montbretias and removed when over. But to have a mass of Sweet Williams, which is the best way to use them—and not to have to mourn over a large patch of bare ground in autumn—plants should be set in the reserve garden to replace them. China Asters, sown in a cold frame in the beginning of May and afterwards transplanted, are capital for this purpose, and Marigolds managed in the same way, or Chrysanthemums, are also useful. *Campanula pyramidalis* has a fault of the same kind, inasmuch as it too does not flower continuously. For these when flowered out, Delphiniums, raised in early spring and

Annuals as grown in reserve, are desirable substitutes, or *Cbelone barbata* Carpeting managed in the same way is also valuable.

Plants Numbers of annuals and biennials are useful for carpeting ground among summer flowering bulbs—such as Gladiolus, Lilies, etc. They, as a rule, should be sown in the reserve garden the first week in May, and transplanted in June to the positions for each. Swan River Daisy in three kinds, Chinese Pinks, *Saponaria calabrica*—pink and white—*Senecio elegans*—lilac, purple, or copper—*Matricaria Golden Ball*, *Linaria bipartita* and *reticulata*, *Rhodanthe maculata alba* and *Manglesii*, Lobel's Catchfly, white-flowered Mignonette, and *Coreopsis tinctoria*, provide a selection merely. There are a few foliage plants among annuals which are very useful in Scottish gardens—Prince's Feather, growing on poor soil, and Love-lies-bleeding, both of which should be sown not earlier than the beginning of May, and *Atriplex hortensis rubra*. It perhaps hardly needs adding that annuals and biennials, to succeed, must have space for each plant to develop according to its habit, nor that it is essential, with a few exceptions, that the ground should be prepared in the most thorough manner possible and properly fertilised with rotted manure, and lastly that none should be allowed to bear seeds. The majority prefer somewhat firm soil to that which is loose.

R. P. BROTHERSTON.

CORNISH GARDENS



JAPANESE MAPLES IN THE SPRING.

THE HOLT, HARROW WEALD.

CORNISH GARDENS

CORNISH gardens have a character of their own, and are absolutely dissimilar to such as are generally to be met with over the greater part of England. In the latter the main effect is usually gained by the bedding-out of tender plants, such as zonal Pelargoniums, Calceolarias and Lobelias, which have to be kept under glass during the winter months, though good herbaceous borders and rock gardens are also often present. In the best Cornish gardens bedding-out is practically unknown, and carpet-bedding is, fortunately, conspicuous by its absence. With the marvellously mild temperature enjoyed by the southern shore of Cornwall, along which the warm tide of the Gulf-Stream slowly glides, numbers of rare and tender plants from all portions of the globe can be grown in the open, unprotected, and this possibility is largely taken advantage of in the district, where natives of South Africa, Australia, New Zealand, the Pacific Islands, Burmah, the Himalayas, Chili and other South American countries may be seen growing in the open in the best of health.

Curiously enough, extremely little is known of Cornish gardens in this country, even by flower-lovers. Here and there one may be found who is familiar with them and their treasures, but to the majority they are a sealed book, whose contents are unknown. Many interested in gardening read with delight accounts of sub-tropical plants growing in their native lands, and experience a wish to make a voyage to their homes in order to view them, quite ignorant of the fact that by taking a six hours' journey from Paddington they

Character-
istics of
Cornish
Gardens

Acacias might inspect the same in Cornwall. Many of these tender trees, shrubs and plants are extremely beautiful, and present pictures of infinitely greater charm than the most elaborate bedding-out, with its flat and glaring colours.

Of flowering trees none exceed the Acacias in value for brightening the garden through the spring months. These are almost all natives of Australia, and flourish in the Cornish climate. *Acacia dealbata*, the "Mimosa" of the Riviera, is the earliest to flower, and in very warm and sheltered sites sometimes commences to expand its blossoms in January, though as a rule it is at its best in March. There are many fine specimens in Cornwall, notably one over forty feet in height at Trebah, while at Tregothnan a group of trees almost as large, growing immediately in front of evergreen oaks, presents a beautiful sight when their cloud of gold is thrown into high relief by the dark foliage of the oaks. *A. affinis*, with pale sulphur flowers and later in blooming, is now recognised at Kew as merely a form of *A. dealbata*. *A. verticillata* yields to none for effect, a large tree in full bloom being such a sheet of flower during the month of May that not a leaf can be seen, and it appears a pyramid of pale yellow. It is a very rapid grower, but should be planted in a sheltered spot, as its thick and bushy habit offers such resistance to the wind that it is in danger of being blown over in gales. *A. armata* forms a dense bush, six to eight feet in height, and as much through. Its bright golden blossoms, globular and fragrant, are borne in April and May. The name *armata* is due to the leaves being furnished with thorny extremities. The varieties *angustifolia* and *pendula* are very distinct from the type. *A. ovata* bears bright, rounded yellow flowers upon gracefully arching shoots. It

EMBOTHRIUM COCCINEUM.

CARCLEW, CORNWALL.



generally blooms in the Spring, but may sometimes be found in flower as late as the end of June. *A. longifolia* is so named from its leaves, which are eight inches in length. Its blossoms are borne in cylindrical spikes. There are many fine specimens in Cornwall, which are very pretty when in flower. This Acacia sometimes refuses to bloom, but the variety *floribunda* flowers freely in all cases. *A. melanoxylon* attains a height of forty feet or more, and bears pale yellow flowers in great profusion. Its leaves are long and lance-shaped. *A. Drummondii*, a popular conservatory plant, bears tubular spikes of pale yellow flowers. *A. Ricciana* is the most graceful in habit of all the Acacias, its slender shoots drooping at their extremities. Its foliage is thin and wiry, and its pendent, cream-white flower-clusters are abundantly borne at the extremities of the thin, arching shoots in the month of May. Although a native of Tasmania, and therefore, probably, hardier than many other species, its growth unfits it for any position where it is exposed to the wind. *A. cordata* is rare in gardens, and somewhat resembles a Heath. Its small flowers are almost white, and its long, slender shoots are furnished with sharply-pointed leaves. *A. lopantha* is another well-known greenhouse plant, and is sometimes used in sub-tropical bedding. Its foliage is very elegant. It is more tender than most species, several being killed during the past severe winter, though some are still alive. Its greenish-yellow flowers are borne in the winter. *A. cultriformis* and *A. platyptera* are two climbing species that must be grown against a wall. Other species cultivated in Cornwall are *A. calamifolia*, *A. diffusa*, *A. latifolia*, *A. linifolia*, and *A. paradoxa*.

The most splendid of all flowering trees is without doubt

Embothrium the South American *Embothrium coccineum*, sometimes known
and as the Fire Bush. This is quite common in Cornwall, some
Cornus gardens containing several specimens. In certain cases it has
capitata attained a height of forty feet, and is a glorious sight when
profusely covered with its large clusters of long, tubular, scarlet
flowers, the tree in May appearing at a little distance like a
cloud of vermilion. It also succeeds in south Devon and the
south of Ireland, and is not particularly tender, having been
uninjured by the past winter. An example at Tremough,
planted twelve years ago when six inches high, is now over
twenty-five feet in height and fifteen feet in diameter.

Another attractive tree is *Cornus capitata*, better known
by its earlier title of *Benthamia fragifera*. It is a native of
Nepaul, whence it was introduced in 1825. In Cornwall it
has been largely planted on many estates, and has reached a
height of sixty feet. Early in June an isolated specimen on
a lawn is a charming feature, being covered with large, sulphur-
white, single flowers. The blossoms are followed by fruit,
which in October assumes a deep crimson tint. The largest
fruits often measure from four to five inches in circumference,
and are in certain cases borne in such numbers as to weigh
down the branches. A tree loaded with fruit almost rivals its
beauty when in the perfection of bloom. If undisturbed, the
fruit will hang until after Christmas, but in some years and
places the birds devour it as soon as coloured, completely spoil-
ing the decorative value of the trees at this season. While the
berries still adhere to the branchlets the future flowers may be
seen, the size of peas, studding the shoots.

The Cape Silver Tree, *Leucadendron argenteum*, is said to
refuse to grow anywhere except on the slopes of Table Moun-



RHODODENDRON AUCKLANDI.

KILLEW, CORNWALL.

tain, and is certainly very rare in gardens, but at Trebah there is a healthy specimen, seven feet in height, which has been out for six years, and which was but slightly injured by the late winter.

The Mexican *Pinus Montezumae* is one of the loveliest of all conifers. It is hardy in the south-west, but is practically unknown, its rarity being demonstrated by the fact that no mention of it occurs in the last sixty volumes of "The Garden." There is a fine and very beautiful specimen at Tregothnan.

Euonymus fimbriatus is seldom met with, but is very effective in the spring, when the young leaves terminating the shoots are bright crimson in colour, and give the tree the appearance of being in flower. Eucalypti are to be found in many Cornish gardens, but the finest collection is at Menabilly, the late Mr Johnathan Rashleigh taking a great interest in these trees, the foliage of which is very tender in colouring, and shows considerable variation in the different species. In these gardens *Eucalyptus coccifera*, thirty years old, is seventy feet in height; *E. Gunni*, sixty feet; *E. cordata*, eighteen years old, sixty feet; and *E. urnigera*, of the same age, eighty feet. *E. coccifera*, *E. cordata*, and *E. Gunni* have been raised from home-grown seed. Of the younger trees, that have only been planted a few years, *E. quadrangularis*, *E. saligna*, *E. Beauchampiana*, *E. pulverulenta*, *E. viminalis*, *E. goniocalyx*, *E. obliqua*, *E. rubida*, *E. resinifera*, and *E. Cambagei* have attained heights varying from fifteen to thirty feet. These Eucalypti are planted in large groups on sloping ground, surrounded by other trees, their blue-grey foliage contrasting charmingly with the deep green of the adjacent woodland. There is an example of the scented-leaved *E. citriodora* trained against the house at Tregothnan. The Blue Gum, *E. globulus*, is fairly common, and

Pinus
Montezumæ
and
Eucalypti

Himalayan grows to a large size. One cut down some years ago near Falmouth was ninety feet in height.

Rhodo-
dendrons

The Australian and New Zealand *Leptospermums* are very generally grown, and in certain cases have assumed almost tree-like proportions, being twenty to twenty-five feet in height. The species usually met with are *L. baccatum*, *L. bullatum*, and *L. scoparium*. They are pretty objects in the early summer, when thickly covered with small white flowers about half an inch across.

Himalayan Rhododendrons are grown on a larger scale than they are in any other portion of these islands, and provide a rich display of flower through many months of the year, commencing with *R. nobleanum venustum* in November, and ending with *R. Nuttalli* and *R. Dalbousiae* early in June. The finest collection of these glorious flowering shrubs in the county is to be seen at Tremough. During his wanderings in the Himalayas Sir Joseph Hooker sent seeds that he had collected to the owner of that property, which were successfully raised, and from that day to the present time the culture of Rhododendrons has been assiduously followed at Tremough, where many hybrids of great beauty have been raised. Some of the specimens of *R. arboreum* are fully thirty feet in height, with a trunk girth of over four feet. A visit to Tremough during the month of April, when many of the Rhododendrons are at their best, will well repay the flower-lover. At Tre-
gothnan there are several superb specimens. Four years ago a symmetrical example of *R. Falconeri*, furnished with foliage to the very ground, was twenty-two feet in height and thirty feet through. One year it bore over two thousand flower-trusses. This is probably the finest specimen in the United

kingdom. *R. grande* or *argenteum* is equally fine, being about eighteen feet in height and of a like diameter, and has borne four hundred of its great flower-trusses. At Trebah, the tender greenhouse Rhododendrons are grown as shrubs in the open, such varieties as *R. fragrantissimum*, *Countess of Sefton*, *Lady Alice Fitzwilliam*, and *Gibsoni* having formed bushes from five feet to seven feet in height. Probably the finest specimen of *R. Griffithianum*, better known as *R. Aucklandi*, in the kingdom is that at Killiow, which is fifteen feet in height and twenty-two feet through. The sight of this splendid plant in full bloom, smothered with pure white flowers five inches across, nine of these being often carried on a single truss, is a pleasing recollection, and one that well bears out an ardent horticulturist's description of the plant as "the glory of the Himalayas and the queen of all flowering shrubs."

Cornish gardens, replete as they are with varied charms, provide no more beautiful picture than that afforded by their Tree Ferns, which are grown in almost every garden of note. At Bosahan, on the southern bank of Helford River, a few miles distant from Falmouth, a deep and narrow tree-embowered coombe runs, winding downwards, from the higher ground to the water's edge. On either side the tall brown stems stand crowned with coronals of lace-like spreading fronds that lend a tropical character to their environment. Here, in their sheltered and shadowy retreat, where no hint of man's handiwork intrudes upon the eye, they might well have sprung from seed, so perfectly do they harmonise with their surroundings. Some of the glorious ferns are twelve feet in height, with a frond-circumference of over fifty feet.

The Bananas or Musas are also most picturesque in

Musas appearance, and, in the autumn, the huge arching leaves of
and *M. Ensete*, with their soft colouring and noble form, convey a
Camellias very restful effect; while in a Falmouth garden *M. japonica* has
fruited annually for some years, and in the same garden ripe
citrons may be picked from the open walls. For beauty of
form no plants can excel the graceful Bamboos, with arching
canes, sometimes nearly thirty feet in height, set with fluttering
leaflets, while the great Gunneras, with their huge leaves, often
almost ten feet across, drooping over a lake-margin, are impres-
sive in their grandeur.

Camellias are as hardy as laurels, and their culture there-
fore reflects no credit on the climate of Cornwall, but, though
they will live in colder districts, their blossoms are usually spoilt
by the early spring frosts, and they therefore have little or no
decorative value. In Cornwall, however, the case is different,
and the flowers are rarely injured. In the grounds of Tre-
gothnan there must be over a thousand great bushes, bearing
red, pink, flesh-coloured, and white flowers. These are very
beautiful when in bloom, the flowers being carried in such
numbers that the branchlets droop under their weight, while,
when the earlier blossoms have shed their petals, the shrubs
stand in lakes of soft colour. At Tregothnan the stable wall,
eighty yards in length and twenty-five feet in height, is com-
pletely covered with Camellias. The queen of the family is
C. reticulata, generally grown against a wall, but occasionally
met with as a bush. This is a superb plant, the large, semi-
double, soft-rose blossoms, with their central cluster of golden
anthers, being very lovely. Blooms shown at the Cornwall
Daffodil and Spring Flower Society's show at Truro often
measure over seven inches across.

The New Zealand Pittosporums are popular and widely grown. All are handsome foliage plants. *P. Mayi*, with small, polished leaves and maroon-black flowers, has attained a height of thirty feet at Tregothnan. *P. eugenoides*, with large leaves, bears great clusters of creamy-yellow, fragrant flowers in the early spring, and of this species there is a variegated form. *P. Colensoi* is one of the most beautiful of evergreens, its habit being light and graceful. *P. undulatum* is very vigorous in growth, and *P. tenuifolium* is sometimes used as a hedge-plant.

Pitto-
sporums
and
Cordylines

The Loquat, *Photinia japonica*, is of common occurrence, fine specimens often having a height and spread of over fifteen feet. At Enys it flowers annually but has never fruited; the only case where perfect fruit has been obtained in the county as far as is known, being at Mount Edgcumbe.

Cordylines, or Dracænas, as they are more generally called, are a great feature in the landscape, with their fine, arching leaves. *C. australis* is the common species, and of this there must be many thousands in the county. The large bloomspikes, often three feet in length and two feet across, are freely produced and very beautiful, being composed of countless small, white flowers, highly perfumed and haunted by insects during the sunny hours. Probably the finest specimen in the county is at Enys. This was raised from seed nearly fifty years ago, and is twenty feet in height with a trunk circumference of six feet at one foot from the ground. A short distance above the ground-level it divides into four sections which are again subdivided into about thirty heads, ten of which have flowered in the same year. *C. Banksii* is of dwarfer growth than *C. australis*, rarely exceeding six feet in height, and is generally

Hydrangea clothed to the ground with curving leaves four inches across. The branchlets of its white-flowered bloom-spikes are much less thickly set than those of *C. australis*, so that the pannicles are of lighter appearance. Of its variety *erythrorachis*, with a red mid-rib to the leaf, there is a fine specimen at Trelassick. *C. indivisa* is a noble foliage plant, often confounded with *C. australis*, though perfectly distinct. Its leaves are about five feet in length and five inches in breadth, blue-grey in colour, with a mid-rib of bright red. An example at Enys, ten feet in height, is probably the finest in Cornwall. It has only flowered once, as far as can be ascertained, in the British Islands, this being in Tresco Abbey gardens, Isles of Scilly, in the spring of 1895. The dense and pendent flower-spike, blue-black and yellow in colour, is by no means ornamental, and the failure of this cordyline to flower is not to be regretted, since its chief value lies in its foliage.

No plant is more valuable during the early autumn than *Hydrangea Hortensia*. In Cornwall it assumes enormous proportions, single bushes attaining a height of eight feet and a diameter of ten feet, while a flower-head has been measured thirty-five inches in circumference. At Menabilly there must be many hundreds planted out in the grounds, and in a wood on the sea-coast near Land's End they are very fine. In many cases the plants produce flowers of a delightful clear-blue colour, but, although numerous reasons have been assigned for this change of tint, such as shade, peat, iron or slate in the soil, all these theories have been disproved by instances where such conditions did not produce blue flowers, and the predisposing cause still remains uncertain.

The chaste, white Arum Lilies are much esteemed for

conservatory decoration, and in many places they are grown in New Zealand the open around the edges of ponds, but certainly nowhere in England are they to be seen in such perfection as around the lake at Trelissick, where, in the first week of June, thousands of expanded blossoms may be viewed at a glance, these creating one of the most charming pictures imaginable. Forget-me-not

Another very pretty garden-effect is provided at Enys by a belt of the rose-coloured *Primula japonica*, running for a hundred yards beside the edge of the lake, between the path, overhung with lime trees and the water. When the flowers are in full bloom, and their rich colour is reflected on the still surface of the lake, the charming impression delights the eye. Many of the plants are growing absolutely in the water, and self-sown seedlings spring up in thousands in the path.

Hedychium Gardnerianum, from the East Indies, a well-known conservatory plant, with Canna-like foliage and large, tubular, pale-yellow scented flower-heads, grows permanently in the open, and, at Rosehill, Falmouth, a large bed of this plant often holds as many as sixty expanded flower-spikes in September.

Myosotidium nobile, the so-called New Zealand Forget-me-not, from Chatham Island, flourishes in Cornwall. In its native land it grows on the sea-beach just out of reach of the tide, and, in this country, sea-sand is largely used in its culture. The great leaves almost resemble rhubarb, being sometimes two feet in length and eighteen inches in breadth. The flower-heads are often six inches across, and the blue blossoms half-an-inch in diameter. There is also a pure white variety.

The South African *Gerbera Jamesoni*, sometimes known as the Barberton Daisy, succeeds in many gardens. Its great,

The Canary single, brilliant scarlet, daisy-like flowers are very effective, and Island Fern when a dozen or more are open at the same time upon a plant, a brilliant display is afforded.

The New Zealand *Celmisias*, with white blossoms, are at home in the rock garden, and the blue Chilian Crocus, *Tecophilea cyanocrocus*, may here and there be found spreading its deep azure over the bed.

Woodwardia radicans, the great fern from the Canary Isles, grows to perfection, and, at Trebah, fronds ten feet long have been produced.

Cornwall is particularly rich in rare and tender shrubs and climbers, and, as the majority of these are to be seen elsewhere in England only under glass protection, the gardens are particularly interesting to those who are anxious to study them growing in the open air. Space only permits of a few of these being mentioned. *Abelia floribunda* (Mexico)—a beautiful evergreen shrub, bearing clusters of drooping pink flowers about three inches in length. Generally grown against a wall, but occasionally as a bush. *Abutilon vitifolium* (Chili)—evergreen, sometimes attaining a height of twenty feet, bearing in June lavender blossoms three inches across: there is also a white variety. *Anopterus glandulosa* (Tasmania)—evergreen, bearing long, erect racemes of white, cup-shaped flowers. There is a splendid specimen, twelve feet in height, at Tresco, Isles of Scilly. *Bowkeria Gerardiana* (South Africa)—a very rare evergreen, bearing panicles of white, calceolaria-like flowers an inch across. *Buddleia Colvilei* (Sikkim)—a fine species, bearing flower-clusters, often a foot in length, of rose-crimson flowers an inch across. *Callistemon salignus* (Australia)—evergreen, with crimson, bottle-brush flowers. There is a

sulphur-flowered variety. *Cantua dependens* (Peru)—evergreen, bearing clusters of drooping, rose-coloured flowers four inches in length. *Carpenteria californica* (evergreen)—white flowers with yellow centres. *Gestrum* (*Habrothamnus*) (evergreen). *C. corymbosa*, red, and *C. aurantiaca*, yellow. *Clethra arborea* (Madeira)—Lily of the Valley tree, evergreen, bearing panicles of white, bell-shaped flowers in August. *Correa* (Australia)—*C. cardinalis* (scarlet) is the handsomest. *Daphne indica* (India)—evergreen, bearing clusters of white, deliciously scented flowers in winter. *Datura* (Peru). The yellow, *D. flava*, and the crimson, *D. sanguinea*, flower from August until mid-winter. The latter has grown to a height of 14 feet with a circumference of 18 yards at Falmouth. *Desfontainea spinosa* (Chili)—evergreen, with holly-like leaves, bearing bright vermilion, drooping flowers tipped with yellow. *Drimys Winteri* (South America)—evergreen, bearing ivory-white, fragrant flowers an inch across. *Eucryphia pinnatifolia* (Chili)—a very beautiful shrub, bearing large, pure-white blossoms during the month of August. The finest specimen, 18 feet in height and 12 feet through, is at Trewidden. *Fabiana imbricata* (Chili)—a heath-like shrub, bearing a profusion of white, tubular flowers clustered thickly around each shoot. *Fremontia californica*—evergreen, bearing large, cup-shaped, yellow flowers. *Mitraria coccinea* (Chiloe)—evergreen, bearing brilliant scarlet, drooping flowers. *Ozothamnus rosmarinifolius* (Australia)—evergreen, bearing countless, minute, white flowers that completely hide the foliage. *Philesia buxifolia* (Chili)—a dwarf, evergreen shrub, bearing large, drooping, pink, lapageria-like flowers. *Psoralea pinnata* (South Africa)—evergreen, bearing blue, pea-like flowers.

Various
 Rare
 Flowering
 Shrubs

Rare *Rhapitamnus cyanocarpus* (Chili)—evergreen, bearing blue flowers followed by violet-blue fruits. *Solanum aviculare* (New Zealand)—evergreen, bearing purple flowers 2 inches across with orange centres followed by egg-shaped, yellow fruits. *Solanum crispum* (Chili)—evergreen, bearing lavender flowers with yellow eye.

Climbers. — *Berberidopsis corallina* (Chili)—evergreen, bearing globular, crimson flowers in August. *Cassia corymbosa* (Buenos Ayres)—bears large clusters of deep yellow flowers from August until winter. Generally loses its leaves in this country. *Clematis indivisa lobata* (New Zealand)—evergreen, bearing large, white flowers. *Glianthus puniceus* (New Zealand)—evergreen, bearing crimson flowers. There is also a white variety. *Lapageria* (Chili)—evergreen, bearing large, drooping, rose or white flowers. Requires a north wall. *Lasiandra* (*Pleroma*) *macrantha* (Brazil)—evergreen, bearing large violet flowers. *Lonicera Hildebrandiana* (Burmah)—evergreen, the largest of the honeysuckles, bearing orange flowers 6 inches in length, deliciously perfumed. *Mandevilla suaveolens* (Buenos Ayres)—deciduous, bearing clusters of scented, white flowers, 2 inches across in August. *Mutisia decurrens* (Chili)—evergreen, bearing large, single, brilliant orange flowers. *Sollya heterophylla* (Australia)—evergreen, bearing small, bright blue drooping flowers. *Tacsonia exonensis*—garden hybrid between *T. mollissima* and *T. Van Volxemi*, bearing rose crimson flowers. *Tacsonia mollissima* (Quito)—rose coloured flowers. *Tacsonia quitensis* (Quito)—pale flesh flowers. All the *Tacsonias* are evergreen. *Trachelospermum* (*Rhyncospermum*) *jasminoides* (Shanghai)—evergreen, bearing clusters of small, white, exquisitely scented flowers through the summer and autumn.

An attempt has been made in the foregoing article to give Rare some idea of the treasures to be found in Cornish gardens. Climbers Adequate descriptions of the various plants named were, however, impracticable, owing to lack of space, and, for the same reason, numbers of interesting and beautiful plants have been altogether ignored. The writer hopes that readers may visit Cornwall and make a study of its gardens, when they will find that a volume would be insufficient to describe their unique attractions.

S. WYNDHAM FITZHERBERT.

EARLY SPRING BULBS

THE CROCUS

THE yearly return of the first Crocus, and of all early spring flowers, varies very much with the season; in a mild winter they may be seen in February, yet the sketch which illustrates a really picturesque way of planting them, was painted between showers of snow in a biting March wind; this year, on the other hand, the flowers have suffered from too much sun, and one has had to pay for the rush of bloom and the few days of exquisite beauty by their quick exhaustion. The flowers are so fragile that it is always as well to plant them where they will get shade part of the day, this making an extra reason for using the bare places under trees, and the many waste spots in a garden, and so transforming them for at least one month in the year; they are amenable enough to grow under Beech trees, where even grass refuses to thrive. If planted at the edge of a shrubbery, the formal line can be broken by running them on to the grass, so that as pretty a natural effect is gained as if they had sown themselves. In a wood, patches of mauve and purple Crocus may rise charmingly above the bed of warm brown leaves, or there may be groups of white and yellow ones, though greener surroundings suit these better.

The
Planting
of Crocus
Bulbs

Several of the early blossoming trees are out at the same time, and the effect of an Almond on the lawn will be much enhanced by carpeting the ground below with mauve and purple or pure white crocus. The boughs of *Prunus cerasifera* will be loaded too with white stars, and could be given a carpet of either yellow or violet. In rough grass the white, or the dark purple, look

Crocus well with some of the golden yellow Daffodils, and though they
Pictures begin to flower so much sooner they generally last long enough
to overlap some of the early kinds like *obvallaris* or *princeps*, and
are relieved by the soft green Daffodil leaves, at that time only
three or four inches high. The mauve Crocus *Margot* looks
well with the early cream *Cernuus*, and this rather delicate
Daffodil often prospers better in grass than in the garden proper.
Anemone blanda will also grow in fine grass, and could have no
more charming neighbour than a large clump of white Crocus
which will serve to intensify its blueness.

There are so many places where Crocuses grow and nothing
else, that it seems a pity to continue the plan of planting them in
a formal line down the edge of a path where their green is very
untidy, and much in the way after the flower is over ; but patches
of them there must be in the borders, grouped with other early
low flowers, as their range of colour gives one the opportunity
of planning many little pictures : white, for instance, with *Chiono-*
doxa or *Iris reticulata*, or with the early Grape Hyacinth. In a
long narrow border close under four big Elms which, owing to
the roots of the trees, will grow little but bulbs, a ribbon of
Crocus, daintily shaded from white to purple, twines every
Spring through tufts of Daffodil green. In the autumn a
very similar effect may be enjoyed by planting the blue-mauve
Crocus-speciosus.

Spring Crocuses are as hardy as possible, and demand
nothing except to be planted three inches below the surface in
October or November, and the reward is great as each tiny bulb
produces three or four flowers five months later. The autumn
varieties should be planted in July or August.

WHITE, PURPLE AND MAUVE CROCUS.

1

WOODLANDS, COBHAM.



CHIONODOXA

THIS telling sheet of blue is to be found at Kew, where Chionodoxa
Chionodoxa is largely planted to carpet the ground under as a
shrubs. The colour is a pure azure. If it is grown in Carpeting
quantities in this way, the unusual effect it produces is almost Plant
startling, and must be a revelation to many of the use and beauty of this
small bulb. In the rock garden, also, it may be easily established ;
there it will seed itself, and the scattered heads of bloom sprinkle the
banks with blue, when one can hardly believe that the winter is
over and spring begun. Its Greek name signifies "Glory of the
Snow," and in its native home on the mountains of Asia Minor
it probably flowers, as does the Alpine Soldanella, with the
snow melting around it. Fortunately these conditions are not
necessary to success, as it flowers generally with us in March.

The bulbs should be planted in the autumn, and are not
over particular about soil or position, though they prefer a sandy
loam and some peat. The first year after planting they are
nearly always disappointing, and produce only a few flowers,
but if left undisturbed they increase quickly both by offsets and
seeds. If a further increase is wanted, the seeds should be sown
when ripe in drills, but it takes three years to mature the bulbs.
The two sorts generally grown are *C. Luciliæ*—a clear bright
colour with a white eye, and *sardensis*, comparatively a softer
greyer blue, with larger flowers than the former.

Very closely allied to these Chionodoxas is a charming
little plant like a Squill, with the palest of blue flowers, and a
distinct stripe of clear cobalt up each petal. It is called *Pusch-*

Puschkinia *kinia scilloides*, or *libanotica*, and is said to be delicate and only and Scilla to prosper in a warm sunny position with good drainage. With us it has stood for years, without any care, in a border of the kitchen garden, under a wall facing due east, and there flowers well and increases. Opening a little later than the Chionodoxas, it lasts till the white Fritillaries, neighbours by a happy accident, overhang them with their tenderly chequered bells. Between Puschkinia and Chionodoxa, in order of time, opens *Scilla sibirica*, which is quite hardy, and is the bluest of all these spring bulbs. Borders of it may be seen in some gardens, making a long line of blue at the edge of a grass path, but its effect is always prettier if white Crocuses or Hyacinths or some of the early ivory Daffodils are growing near by.

There are many shrubs round which Chionodoxas may be grouped. At Kew they are planted largely under Forsythias, but though the blue and pale yellow look pretty together, the whole effect struck me as a little insipid, and as if some touch of a deeper tone were needed.

They are used there also as a groundwork for shrubs which only flower much later, such as many of the Spiræas, and *Prunus triloba*. I like particularly to grow them under white-flowering shrubs—but the choice of these is limited so early in the year. The Winter Honeysuckle, *Lonicera fragrantissima*, which blooms for weeks about this time would be suitable, and in a good spring is quite effective with its numbers of small, creamy, sweetly scented flowers. Very beautiful too at this season is *Prunus divaricatus*, like a glorified Blackthorn, but flowering a month earlier, with larger flowers and no thorns; the graceful white sprays are always lovely, drooping either over a green lawn, or over such

CHIONODOXA AND CEANOTHUS DIVARICATUS.

KEW GARDENS.



a carpet as *Euonymus variegata*, or the more lovely rosy patches of Cyclamen Coum, but could surely have no such beautiful undergrowth as the blue of Chionodoxa or *Scilla sibirica*. The Myrobalan Plum, *Prunus cerasifera*, also loaded with white blossom at this moment, would look equally well above a sheet of real sky blue.

Many evergreens form also suitable backgrounds—the dark green foliage of the *Ceanothus divaricatus*, shown in the sketch, seemed particularly to add to the beauty of the blue. At Kew these shrubs have attained the height of small trees, and look as if they must be absolutely hardy, but newly planted bushes were with us seriously cut by the frost last winter. As a rule the varieties of Ceanothus, coming from a warm climate like that of California, are safest on a wall in a sunny position. Many of them unite the advantage of being evergreen with the beauty of their flowers, and are excellent for covering large surfaces.

C. veitchianus clothes a wall with exquisite blue in May, and the glossy dark foliage is always neat and pretty. In certain places it does well as a shrub, even thriving on our north-east coast in a Yorkshire “slack,” and, with *Veronica prostrata* growing at its feet, makes a wonderful study in blues against the sea. *Eccremocarpus scabra*, on a wall where it will stand the winter, is a good neighbour for the Ceanothus, and produces its orange flowers and tendrils of fresh green at the same time. The bright blue *C. papillosus* also flowers in May, and should be grown near the cream variety *velutinus*.

Later in the year follow many other varieties.

C. azureus is hardier than either of the above, and has been the origin of several hybrids—*Indigo*, a deep beautiful blue,

and *Gloire de Versailles*, which does not flower till the end of the summer. The plumes of the latter are larger, and of a pretty soft grey blue, which blends well with the purple *Jackmanni clematis*. In sheltered positions it makes a good bush, and looks especially well, growing, as one sees it in Ireland, with the shrubby fine leaved white *Veronica angustifolia*.

II.—PALE DAFFODILS AND BLOSSOM

Daffodils DAFFODILS only seem to reach the perfection of their beauty under when the pale shades come into bloom, and fortunately many Flowering of the cream or lemon yellow varieties, such as *Queen Bess*, Trees *Stella* and *Stella superba*, *Katherine Spurrel*, *Minnie Hume*, etc., are now cheap enough for extensive planting. With us the old common double yellow is usually out ten days before the pale varieties appear in masses, and looks comparatively crude, as it stands alone in the long grass which has not lost the brown tinge of winter.

All early kinds look well under such bushes as Forsythia, with its tumbling yellow sprays, or the white *Prunus divaricatus* or *cerasifera*, whilst later kinds appear to advantage under *Exochorda grandiflora* or *Staphylea colchica*, or in the grass under early Magnolias or Cherries. A pure ivory-coloured one is pretty under the pink *Prunus triloba*, and common sorts may rise from a carpet of *Euonymus variegata*, or St John's Wort, under big trees.

The sketch shows a sheet of *Stella* Daffodil growing under *Amelanchier Canadensis*, or Snowy Mespilus, one of the early spring blossoms which a garden cannot afford to be

without. It is a hardy shrub, growing in almost any soil and Amelan- requiring no care. The stock may be increased by layers, chiers cuttings, or suckers, taken in the autumn, and it is also quickly raised from seed. The variety illustrated is the best of the tribe, and a native of Canada. *Amelanchier Vulgaris*, or *Mespilus Amelanchier*, a European variety, is also worth growing. Its white sprays of loose ragged flowers, two inches across, are one of the delights of spring in the Pyrenees, where it grows by the side of the road, much as the Blackthorn does with us.

Amelanchier Canadensis shows to the greatest advantage if grouped by itself, and not crowded in a shrubbery, as the growth is slender and the boughs have a downward tendency. In April the trees are transformed into a shower of starry white flowers. At Kew these are relieved by the dark green of Ilex trees and the pink and rose colour of Peaches in the distance, but they look equally well against the fresh green of Hawthorns. Under the falling sprays one might introduce clumps of an early pink Tulip, such as *Rosine*, instead of the pale Daffodils of the sketch; or obtain a blue and white effect by planting thickly with Grape Hyacinths.

In flower borders, Daffodils, if skilfully used, do not interfere with summer flowering plants—they may fill, for instance, the bare ground round herbaceous or Tree Peonies. One border, though starved by Elm trees and useless for any summer flowers, except common Iris, has in succession to the Crocuses a good yellow and orange effect. Towards the back stand groups of orange-red Crown Imperials, holding their drooping heads above the stately bright green foliage, which contrasts so pleasantly with the soft bloom of the Iris green.

Crown Golden Polyanthus grow at their feet, and in front stand Imperials clumps of cream Daffodils, repeating the colour of the showy and anthers in the Lily-like flowers above. This border leads to Daffodils formal Box edged beds, full of orange and yellow Tulips and lemon and golden Wallflowers. The pure yellow Crown Imperials would be very beautiful also grouped with pale Daffodils, which blend, indeed, with almost any colour, though I prefer to keep them apart from the bright rose colour of early Tulips. Preferably they should be planted with the blue Anemones *Blanda* and *Apennina*, with the mauve *A. pulsatilla*, and with white and yellow Fumitory, or in the rockery with dwarf Phloxes such as *Wilsoni*, or *Laphami*, whose mauve heads stand a foot high. The very early kinds look well amongst *scilla Sibirica*, or near some of the dwarf early Irises. The soft beauty of *Iris pumila celestes* would be much increased by a patch of cream near its pale blue flowers.

One cannot be too grateful for the new Daffodil hybrids, which have not only varied form and tone, but have extended the flowering time so much. In a friend's garden near Harrow all the following cream kinds were in perfection as late as the first week in May, while many other sorts were still good—

Mrs Camm }
Cymbeline } all three with large trumpets.
Bennet Poe }

Diana—with white frilled open cups.

Undine }
Minnie Hume } with short cups.
Luciole }

Snow-gleam—with short yellow cup.

The clumps of the latter were still thick with buds. In



AMELANCHIER CANADENSIS, STELLA DAFFODILS, AND
PRUNUS PERSICA AGAINST ILEX.

KEW GARDENS.

the wood there also grew a miniature variety called Angel's New Tears—*Triandrus albus*—with turned up petals. Daffodil Hybrids

Among more yellow shades were to be seen—

Albatross—large and starry with an open cup fringed with orange.

Aftermath } with pale perianth and orange cup.
Doris }

King Alfred—a self yellow with huge trumpet.

Cyclamineus—a tiny one of Cyclamen-like form.

Queen of Spain—a self yellow with straight long trumpet and turned up perianth.

But by May many of the earliest kinds are already over; mid-April being the moment when the majority may be seen at their best. At the Royal Horticultural Show on April 15th, many lovely kinds were shown. The great variety in the form of the cups should be noted. The following are a few of the best ivory-tinted ones—

Ariadne—beautiful, with wide open frilled cup.

Madame de Graaf—with a full length trumpet.

Duchess of Westminster—the largest of the starry forms with a pinched narrow cup.

Water Witch—with a shorter cup of the same form and hanging head.

Peter Barr.

White Queen.

Dryad.

And cheaper forms like

Maggie May.

Minnie Hume.

Katherine Spurrel.

New The white flowers with richly coloured cups which pleased
Daffodil me most were—

Hybrids *Spinnaker*—with a full yellow medium trumpet.

Lulworth—with short yellow cup flushed with orange.

Sea Gull—with large open yellow cup and orange frill.

Thisbe—with a flat orange and yellow centre like a
Pheasant Eye.

Many of these are unfortunately still expensive seedlings,
but with time and patience they will be within the reach of all.

DAFFODIL CULTURE

NO flower owes more of its perfection and development to the research and experiment of the hybridiser than the Narcissus. This word Narcissus, botanically used, includes the varieties commonly distinguished as Daffodils, Narcissi, Poet's Narcissi, Jonquils and Polyanthus Narcissi. Within the last thirty years such a wealth of flowers of enhanced size, colour and beauty have been added to the Narcissus family by skilful use of the materials available for hybridisation, that it was found necessary by the Narcissus Committee of the Royal Horticultural Society to compile and issue a list of names, so rapidly were new names being introduced that confusion arose from the frequent use of the same names by different persons for different flowers. This list, it was surprising to find, contained no less than between 1500 and 1600 names. Of course many of these were descriptive of varieties which are now quite superseded, and of many which have passed out of cultivation, but the fact remains that the list contains, not counting the most expensive new hybrids, over four hundred varieties grown by Daffodil specialists to meet the requirements of trade.

It is worth noting that the Narcissus has not lost but rather gained in strength of constitution by the process of development in size, colour and form through hybridisation. Whereas many of the earlier natural hybrids thrive best in grass, and often dwindled or died out in the richer and more artificial conditions of highly cultivated garden soil, it is rare to find any of the new hybrids raised of late years showing

Cultivation of Daffodils weakness of constitution. They have been reared in garden luxury and are suited to richer soil and more artificial conditions. If it had been otherwise, it is probable the hybridisation of Daffodils would have received a considerable check. Owing to the long period which has to elapse before a Daffodil seed becomes a flowering bulb, and that out of two or three thousand seedlings carefully raised to maturity—a process occupying from six to seven years—only one or two may be fit to enter the honourable ranks of “named seedlings,” it is a costly thing to produce a good new Daffodil.

The successful culture of all sorts of Daffodils depends on attention to a few matters, foremost among which is drainage. In heavy soils deep well-drained beds should be provided, and it is better to have them raised about six or seven inches above the surrounding soil. Some sand or grit and a little wood ashes may also be advantageously worked in, together with, if procurable, plenty of fresh fibrous maiden soil. In soils of average strength, and where there is good natural drainage, the Daffodil flourishes, and its culture is a very simple matter. In very light and sandy soils additional moisture and nutriment must be provided. The extra moisture is best secured by placing a layer of manure, stable or farm, below the bulbs, but it must be at least twelve inches below the level at which the bulbs are planted, for it is not intended for a stimulant, but to act as a sponge for retaining the moisture so necessary to Daffodils, but which must not be of a sour or stagnant nature. With regard to providing extra nutriment, nothing is better than fine crushed bone, of the quality called “quarter inch crushed bone,” and it can be either mixed with the soil, or sprinkled over the surface on which the base of the bulbs rest, when planting in trenched

beds. A good proportion to use is $1\frac{1}{2}$ to 2 oz. per square yard, and it is beneficial in all soils. *No fresh manure should ever be allowed to come in contact with Narcissus bulbs.* Planting
of Daffodils

In planting bulbs the ground underneath them should be firm, as they dislike loose soil, and they should not be put down in wet weather. Daffodil bulbs are often planted too deep, a very injurious practice. The best rule is to be guided by the bulb itself, covering it with soil once and a half its own depth, measuring the bulb from base to top of neck. This gives a covering of two to three inches. In good natural soils the bulbs may remain undisturbed for years, but when the soil is poor or sandy, it is better to lift and replant every two or three years. Daffodils may be planted from August to November, and December even, but the best time is September. The soil should be lightly hoed or forked round the plants in spring, as soon as the foliage is well above ground, to lighten it after the winter rains.

The ideal situation for planting Daffodils is one where the plants will receive partial shade. In heavy soils sloping ground is desirable, as affording better drainage. Nowhere do Daffodils show their full beauty and grace better than in grass, and almost all varieties thrive in it. But they must be planted where the grass can be left unmown till the end of June. At that time it is best to cut the grass to allow the bulbs to ripen, so that they may flower well the next season. Planting of Narcissi may also be made in pasture lands, as they are harmless to cattle, for the latter do not eat the leaves. They are also rarely touched by rabbits. In grass it is better to plant the clumps, or each stretch, of one variety only, as the effect is much handsomer,

Chief and any formality in the shape of the plantings should be Divisions carefully avoided.

of Daffodils In gardens Daffodils, except *Narc. Corbularia* and *Triandrus*, may be planted in beds, borders, and among shrubs. A point often raised in Daffodil growing is the drawback of having to let the foliage die away naturally, a process not complete till the end of June. A good plan is to sow here and there between the Daffodil plants, or round the clumps, seeds at proper intervals of the beautiful dwarf Nasturtiums. These grow up quite well among the Daffodils, and when the foliage of the latter passes, fill the gaps and supply colour. Here again it must be insisted upon that all Narcissi are seriously injured if the foliage is tampered with before the end of June. Gardeners are often great offenders in this matter, and in a misplaced zeal for neatness clear away the leaves which are the sole channels whereby nourishment is supplied to the bulbs, without which they cannot mature or produce their flowers the next season.

In the large family of Narcissi, the chief divisions are the Trumpet Daffodils, including the self-yellows, the bi-colours, the beautiful self-whites, and the flowers with white petals and pale sulphur trumpets.—The *Narcissus Incomparabilis* and *Incomp. Barrii* and *Leedsii* class, with white or yellow petals and large or medium cups, many of these yellow, stained with orange and scarlet, and some with bright all-scarlet cups.—The *Nelson Narcissi*, with goblet-shaped cups.—The hybrids of the *Burbidgei* section, with small cups, including some of the new varieties, which are the most highly coloured of all the red-cupped Daffodils. — The *Engleheartii*, a beautiful new class, with large saucer-shaped, disc-like cups, of very beautiful colours.—The *Poeticus Narcissi*, now reinforced by many fine

new forms, of perfect shape, and with cups both larger and of Chief
finer colour than the older varieties. There are also the *Narc.* Divisions
Corbularia and *Triandrus*, more fitted by their size and nature of Daffodils
for pots and rockwork, as they require shade, gritty soil, and
the best of drainage. The old double yellow trumpet Daffodils
do best in grass, but there are very fine new varieties of double
Incomparabilis, on strong stems, which are free from the defect
of the rather floppy habit which is a drawback of the older
forms.

As the Daffodil opens its flowers in the season of gales and
rain, it is better when picking them to do so before the blooms
are quite fully expanded, and especially so in the case of those
with red cups, as the colour comes finer and lasts longer when
the blooms are cut in advanced bud and fully opened in water.

In every one of the enumerated classes of *Narcissi* there are
varieties to be bought to suit all purses, and by planting some
of all the chief sections, a long period of bloom and great variety
is secured.

The following list of good standard varieties may be of
assistance to those who desire to begin growing a collection of
Daffodils. Only a few of the sorts on this list are expensive,
and it does not include any of the newest hybrids, which are
still very rare and costly:—

TRUMPET DAFFODILS

Self-Yellows.

Emperor.
Glory of Leiden.
Golden Spur.

Bicolours.

Empress.
Madame Plémp.
Horsefieldi.

Chief
Divisions
of Daffodils

Self-Yellows.

P. R. Barr.
Maximus (a shy flowerer, but
most lovely in form and
colour).

Bicolours.

Victoria.
Mrs W. Ware.
Grandis.

Whites.

Madame de Graaff. *W. P. Milner.* * *Mrs Thompson.*
* *Cernuus Pulcher.* *Princess Ida.*

NARC. INCOMP. AND BARRII.

Sir Watkin.
Beauty.
Sensation.
Stella Superba.
C. J. Backhouse.
Gloria Mundi.
Vesuvius.
Frank Miles.

NARC. LEEDSII.

Marie M. de Graaff.
Duchess of Westminster.
Minnie Hume.
Katherine Spurrel.
Grand Duchess.
Beatrice.
Amabilis.

NARC. BURBIDGEI.

Princess Louise.
John Bain.
Beatrice Heseltine.
Firebrand.
Vivid.

NARC. POETICUS.

Ornatus.
Recurvus.
Cassandra.
Chaucer.
Homer.
Horace.

F. W. CURREY.

* Only suitable for good, well-drained soils.

SPRING BLOSSOMS

SPRING BLOSSOMS

THE ALMOND

THE Almond belongs to the large genus of *Prunus*, which brings us every spring such a wonderful wealth of blossom, fruit-bearing trees vieing with non-fruiting kinds in their exquisite beauty. The genus is divided into six big classes—*Amygdalus*, *Armeniaca*, *Prunus*, *Cerasus*, *Padus*, and *Laurocerasus*—including the Almonds and Peaches, Apricots, Plums and Blackthorns, Cherries, Bird Cherries, Portugal Laurels, etc., all of which should adorn our gardens in their season.

It is strange how seldom in small gardens, where space is a valuable consideration, the double use of these trees for blossom and fruit is realised. The lesson might be more often learnt from farms or cottages, where fruit-laden branches are trained to the eaves, or boughs heavy with Apples mingle with Roses or other autumn flowers. One such cottage garden I have seen lately, clinging to a steep cliff of the Yorkshire coast, with a brilliant blue sea to add to the picture. We, instead, relegate our fruit trees too often to the kitchen garden and orchard, forgetting that Pear and Plum will wreath the windows with white blossoms some time before the regular garden creepers are out, and will be enriched again in the autumn with the ripened fruit. Clusters of red or purple plums, and golden brown pears, are not to be despised by those with an eye for colour, whilst a rosy-cheeked apple excels them all, and there are other advantages in having an Orange Pippin or Worcester Pearmain at hand! Fruit trees might stand on the

The Almond lawn for shade, or form the shelter between garden and road.

and its Varieties These necessary screens are often of dull Privet or mixed shrubs, where they might well be of Damson, Bullace, or Mirabelle, laden with white blossom in spring, and purple or green fruit in autumn. The golden fruit of Shepherds' Bullace hangs even till October, and is delicious picked up then from the grass. These plums never grow into big trees, and would not need the ugly lopping that unfortunate forest trees have to bear when planted in such small spaces.

The fruit of the Almond does not form its great attraction, at any rate in England; its merit lies in the earliness of its lovely flowers. The pink sprays open before the trees have even burst their buds to clothe themselves in green, and mingle perfectly with the purples and browns of the awakened woods, and the warmer tones of Elms in flower.

There are many varieties:—*Amygdalus communis, dulcis, amara,* and *pendula*. *Macrocarpa* and *persicoides* have flowers rather bigger than the type, and are very early. All are pale pink, the petals in some flushed to a deep rose at the base, and the deeper colour of the centre intensified still further by the bunch of deep rose stamens.

Only of recent years has it been realised that Almonds, which, like the whole genus of *Prunus*, prefer a warm soil and revel in lime, will thrive in spite of London fogs. The smoke-laden atmosphere makes a most becoming background, and probably they are grateful for the shelter afforded them, so that the parks and dingy square gardens are now transformed with the exquisite pink branches. Still more beautiful are they against the dark green of Cypresses, or such a tree as *Thuja orientalis*, which has in a small way a very

similar effect. This latter combination may be seen at Kew, Almond
where the sketch was painted;¹ but no doubt the pleasure is and other
partly derived from association with Italy, and recollections Blossoming
of Cypress and Almond with a setting of blue sea or mountain. Trees and
Heather

Almonds should be grown also with *Prunus divaricatus* and
P. cerasifera or the Myrobalan Plum; the dark, stiff branches of
the latter studded with white flowers, and the more graceful sprays
of *divaricatus*, would either of them be fascinating as a background.
P. cerasifera is frequently used for hedges as it grows quickly; as a
garden shrub it has been neglected, but if left unpruned it grows
to a good-sized tree and is valuable for the earliness of its bloom.

If Almonds, or either of these early varieties of *Prunus*, are
standing in the open, the grass below may be sprinkled with
mauve, purple, or white Crocuses to add to the beauty of the
group, or the trees may have a carpet of some of the early
Heathers. Many of these are very pretty, and bestow on the
garden white, or rose pink tones at a time when such colouring
is rare, their dark foliage softening and enriching the effect.
Though these Heathers flower so early, they last till the
appearance of the first Daffodils, making it as well to put the
pink trees, with their rose-coloured or mauve carpet, where they
will not clash with the yellows of spring. *Erica carnea* is
usually in perfection about the middle of March, but the striking
tufts of colour begin very often as early as January. Fortunately
it does not need peat, but grows well in ordinary loam. *Erica*
mediterranea flowers about the same time. It is taller and less
brilliant in colour, but their two shades of pink blend well.
Apart from its more vivid cousin, this Mediterranean
Heather, growing, as one sees it in Cornwall, at the edge of

¹ See frontispiece.

Peaches some woodland glade, perhaps with the stately Cordyline rising and their at intervals above it, will have a peculiar fascination in the Varieties glinting sunshine; it looks well too with a backing of purple Berberis. With these two pink Heathers may be grown the white *E. Arborea*, so often met with and enjoyed in Southern Europe, where it clothes steep rocky slopes, or forms an undergrowth in the woods. In its native sunshine it grows in bushes eight to ten feet high, with long, tapering, white sprays, but in England it has not proved as hardy as the varieties mentioned above, and to flourish at all must have a warm soil and shelter from cold winds.

PEACHES

AFTER the Almonds come the wonderful pinks of the Peaches, which are now also classed under the genus of *Prunus*, and are styled *Prunus Persica*.

There are several varieties, the doubles being the most effective. *Flore roseo pleno* and *Flore rubro pleno* are pink and deep rose colour, and there is also a double white variety. These remain always rather weakly looking trees, with slender branches few and far between. The single form grows more freely, but they all need plenty of sunshine, and are never to be seen in England in the lovely masses which greet one as the train descends from the mountain passes of Italy to the valleys of the southern slopes, the flowering branches thrown up like pink spray against the blue shadows of the mountains. Or they may be seen as a field of pink completing the beauty of some old fortified Italian town with square towers rising against the snow-clad Alps.



PEACH TREES, PRUNUS PERSICA FLORE-ROSEO-PLENO, AND
FLORE-RUBRO-PLENO.

KEW GARDENS.

But even in England they are worth cultivating, only it must be remembered that as the growth will be small, several trees must be planted together. The picture painted at Kew from the double varieties shows to some extent what a feast of pink blossom may be enjoyed in early April, when the paler flush of Almonds is already fading for the year, and the taller trees, still bare, give them so perfect a background of tapering branch and twig.

Viburnum Tinus, or *Laurustinus*, completes the picture at Kew, with its white flowers, which have been out all the winter. It should be perfectly hardy in the South of England, but, coming from the warm climates of Southern Europe and North Africa, it cannot be relied on to resist very severe cold. *V. lucidum*, a showier variety, with larger flower-trusses than the type, is less hardy, but deserves a sheltered position as it provides flower at such a valuable time.

With these rose-coloured Peaches may well be grouped some of the white blossoming trees out at the same season. The choice is great in April, as most of the Cherries, Plums, and Pears are in flower. Those with slender branches and light bunches of flower are perhaps most suitable for the purpose, such as the Wild Cherry, *Prunus avium*, or the Siberian Cherry, *Prunus chamæcerasus*, which has delicate flowers and pretty dark green foliage, and rarely grows more than four or five feet high; or *Amelanchier canadensis*, with showers of white flowers and tiny tips of golden green. Or the group of Pink trees may be placed where it will be relieved by a background of Ilex, Yew, or any dark Evergreen, and for a richer effect against *Prunus Pissardi*, whose dark, plum-coloured leaves make a good contrast.

Grouping
and
Carpeting
of Peach
Trees

For planting in front of the Peaches, if they are in a border of shrubs, there are several early *Spiræas* which are suitable. *S. Thunbergii* is the first of all, flowering so early that its delicate beauty is often spoilt by bad weather. It should make a round bush six to eight feet high, covered the end of March or beginning of April with thousands of minute starry white flowers, to be succeeded very shortly by multitudes of tiny leaves. *S. prunifolia* is the next to open, and should also be out with the Peaches; the stems are arched, and studded nearly their whole length with small white rosettes. It is a delightful plant also to force, succeeding well if taken from the open ground in autumn and potted.

In considering plants to cover the bare ground below the Peaches, if they are standing, as in the sketch, in a group by themselves, it is perhaps more important to think of the future than of the moment of flowering, as the blossoms are so gay they do not really need any additional colour. The small white or blue Periwinkle always makes a good carpet, or ferns with groups of the white and mauve *Scilla Hispanica*, or if the bed is on a little slope and worthy of choicer plants, *Veronica prostrata* or *Phlox Nelsoni* may be used, both of which run with such delightful freedom, if they find the soil they like and a few stones to crawl over. But there are a good many unobtrusive little plants which flower with the Peaches and would be an addition to the picture, such, for instance, as the double white Wood Anemone—*nemorosa flore pleno*—white Violets, any Primroses, such as the double white or *Harbinger*, or the invaluable double *Arabis*, which starts with such a pretty effect of cream buds before its moment of whiteness. It is a rich time of the year for plants of this description, and the choice of bulbs is even greater—the only difficulty lies in selection.



MAGNOLIA STELLATA, GRAPE HYACINTHS AND DAFFODILS.

KEW GARDENS.

MAGNOLIA

THIS sketch is of another of the garden pictures to be seen at Kew in April, but it is not everywhere that this lovely Magnolia *stellata* can be grown so well. I have tried it for several years myself, and it makes no growth at all. Probably it is one of the plants which resent lime in the soil, or our spring winds may be too cold. At Kew the bushes, when out, are protected at night if there is danger of a frost, or all the white flowers would be tipped with brown. I am giving it another trial on a wall, and have planted next it *Prunus triloba flore pleno*; the two should be lovely together, as the Japanese shrub will reach to the top of an eight-foot wall, and make a mass of fluffy pink flower; indeed, I can imagine nothing more beautiful for the time of year than its long sprays, shaded from pale pink to the bright pink buds at the tips, grouped with the Magnolia against a grey stone wall. But the Magnolia should be grown also as a bush on the lawn, alone, or, as I prefer, with colour above and below, as its petals are so dead a white, with no noticeable stamens to relieve them.

The early months are rich in Magnolias—*conspicua*, which grows into a big tree, is far more beautiful than *stellata*, as apart from its greater size there is a touch of cream in the petals, which is preferable to the white papery look of *stellata*, and not less brilliant; *soulangiana*, following a week or so later, is also fine, and is tinged with a soft purplish rose at the base of the petals.

In the sketch, a carpet of *Muscari conicum* is shown

Magnolia below *Magnolia stellata*. Its large full-blue heads open in
Stellata March and last through April. Unfortunately hundreds of
and Grape bulbs are needed to make any effect, or one would gladly have
Hyacinths large stretches of them, beginning with the lovely sky-blue
azureum in February, and continuing with the common
botryoides, in white as well as blue, and the larger *conicum*.
There are still better sorts, but they are also dearer. *Heavenly
Blue* is a good colour, and only advances to six shillings a
hundred, but the Greek Grape Hyacinth, *Heldreichii*—a large
pale blue—and *szovitsianum*—an exquisite pale shade show-
ing a distinct white toothed edge—are six shillings a dozen,
and in most gardens can only be treated as treasures for the
rock-garden. All the kinds look particularly well with
Daffodils, and the paler the shade of the Daffodil the better
will be the effect.

But other effects besides the blue of Grape Hyacinth should
be tried with the striking Magnolia bushes which are such a
feature in the early part of the year. Among bulbs there
is a large choice—all the early Daffodils and Tulips are
out, so that a carpet of any colour can be chosen. The
blue of *Anemone apennina* would look well beneath them,
with the early Pheasant Eye *ornatus* planted among it; or
the exquisite *Anemone Pulsatilla*, with its silver-haired, mauve
flowers, and golden centre open to the sun, could not find a
better home, as it grows well near bushes, and through it
could be planted white Fritillaries; or a pink carpet could
be made of Dog's-tooth Violets or of the little evergreen
Daphne Cneorum, and its sweet-scented, rose-coloured flowers.
This is well worth a place to itself, on the sunny side of the
Magnolia, with a few stones over which to trail. *D. Blagayana*

might be tried too; its white flowers are deliciously sweet, and are more abundant if its straggling shoots are pegged down with stones. Grouping
M. Stellata
with other
Shrubs

Near the Magnolias might be grouped the soft purplish pink bushes of *Daphne Mezereum*, which, though they open in March, last as a rule into April, and need white to throw up their rather peculiar colour.

At Kew the white Magnolia blossoms may also be seen with *Erica carnea* below, and the bright pink of double Peach above them, or a wholly white group might be planned, contrasting the larger flowers of the Magnolia with the light blossoms of *Prunus Chamæcerasus* (the Siberian Cherry) or *Amelanchier canadensis*, the early Spiræas, or *Exochorda grandiflora*, which would supply green to the group, as well as its delicate white sprays.

CHERRY

Wild Cherry **T**HIS sketch of wild Cherry recalls a long list of lovely blossoming trees belonging to the *Cerasus* division of the *Prunus* genus. The picture unfortunately is of the least important of the whole group—the common wild Cherry of our Kentish woods, as wonderful in the autumn for the glorious tones of red and yellow in its fading leaves, as for the wealth of white blossom in the spring. Some of the double varieties are considered more beautiful—in beauty of individual flower and spray they certainly excel, but as trees they never seem to possess the height or the graceful lightness of the single types, whose early flowering season gives them another plea for inclusion in our gardens.

We live in a county of Cherry orchards, where acres of white blossom adorn the hillside; but the wild always beats the cultivated in point of time, and so attracts the first rapturous admiration of the year. Wonderful as these orchards are with their smooth turf and browsing sheep and lambs, and overhead the maze of white blossoms on the strong dark branches, they have their drawback at a later season of the year, when, from four in the morning till the sun has set, guns must be kept going to scare away the birds. It is of little use planting Cherry trees, in hope of enjoying fruit as well as flower, where thrushes and blackbirds abound, or the still greedier rooks and pigeons, as a whole tree will be cleared long before the fruit is ripe.

Cerasus pendula rosea is almost as early as the wild

WILD CHERRY, DAFFODILS AND PHEASANT EYE NARCISSUS.

NACKINGTON, CANTERBURY.



Cherry; a warm sunny position is needed to show its perfection of beauty, and perhaps for that reason it is less commonly known than any of the other Cherries. At Wisley there is a lovely specimen which has had time to grow into a good-sized tree. It is naturally pendulous in habit, and the boughs are laden with delicate pink rosettes, the serrated edges of the petals giving an increased effect of feathery lightness. This variety should be always on its own roots—a simple matter, as it is easily raised from layers or seeds. A plant I purchased, hoping shortly to have a cloud of pale pink blossom below a tall white Cherry, has been grafted on to a standard stock, and is consequently very slow in growth.

Next in order comes the group of Japanese Cherries called *Prunus Pseudo-cerasus*. There are several lovely varieties—notably *C. Watereri*—*Sieboldi*—*G. H. Veitch*. *Watereri* has semi-double flowers about an inch and a half across, showing the bunches of soft yellow stamens, and are set in bunches the whole length of the bough so that the tree is literally covered with blossom. The colour is the palest blush, flushed with rose on the outer side of the petals. *G. H. Veitch* is the same in growth but much rosier in tone.

With these should be grown the pure white double forms, *Prunus Avium flore pleno* and *Prunus Rhexii flore pleno*. The large double flowers hanging in clusters are dazzling in their snowy whiteness. Another Japanese variety—*serrulata*—double white with a slight blush tinge, is very useful, as it is only in bud when those already mentioned are in full flower; the growth is delightful, with lovely, densely clothed branches. *Prunus Mahaleb*, the St Lucie Cherry, is also late, reminding one of May, both in growth and scent, but the habit is more

Bird graceful. It attains a height of thirty feet, and begins to
Cherries flower the end of April, or more usually the beginning of May.
and The weeping variety is the best, and if possible must not be
Varieties of omitted from any collection of flowering trees.

Pyrus Compared to the double varieties, the Bird Cherries, classed
in a group of their own as *Prunus Padus*, seem insignificant,
but if there is space they are pretty too, and may well be
introduced into any bit of woodland. *Padus flore pleno* is a
great improvement on the single form, and has heads of bloom
more like a Lilac in form than an ordinary Cherry, though
the individual sprays are much smaller.

The latest of the Cherries—the Morellas, and the Kentish
Cherry, with the stone clinging to the stalk—lead on to the time
of the Pyruses. Both the former make graceful drooping trees
with slender branches, and should be grown near that most
munificent of flowering trees—*Pyrus Malus floribunda*. The back
entrance to a neighbouring garden is graced with a line of these
two trees, making a picture every year when their lovely sprays
of pink and white droop over the bed of budding Iris, though
they are so striking that they can afford to stand alone, or
backed by Holly, as in the sketch. *Pyrus Malus atrosanguinea*
is more fully coloured than *floribunda*, but to my mind is not so
beautiful, and the variety *flore pleno* is still redder.

Many of these Crabs should be grown too for their beauty
in the autumn, when their bunches of fruit are remarkably
picturesque. The Siberian Crab, *P. baccata*, is one of the best,
with first a profusion of bright pink flowers, and later clusters of
miniature scarlet apples the size of a cherry, but with a delicate
grey bloom and the dimple of an apple. *P. Ringo* has large
yellow fruit, very effective in September.

PYRUS MALUS FLORIBUNDUS AGAINST HOLLY, AT WINTER FARM,
NACKINGTON.

NACKINGTON, CANTERBURY.



For blossom *P. spectabilis* and *Scheideckeri* must be given a foremost place. Trees of *P. spectabilis*, the Chinese Crab, may attain a height of thirty feet, and every bough will be crowded with the semi-double flowers about an inch and a half across, either white or pale rose pink. With the fresh tints of the trees it is very beautiful. *P. Scheideckeri* is of more recent introduction and is even more prolific—the trees are literally smothered in bloom, reminding one of *P. floribunda*, of which it is said to be a hybrid, but with large semi-double flowers an inch and a half across. It is a charming plant to force for either the house or conservatory.

All these Crabs and Cherries look best growing from grass, so thought may well be given as to what bulbs should be grown to flower below them. With the wild Cherry of the sketch the following are contemporary: Early Pheasant Eye *ornatus*, the yellow *Campernell Jonquil*, and also many of the intermediate Daffodils, such as *Horsfieldii*, *Stella superba*, *Minnie Hume*, *W. Goldring*, and *Albicans*. Many of the cream varieties of Daffodils do better in grass and semi-shade, so advantage should be taken of these positions below flowering trees.

With the late Cherries—such as *Avium flore pleno* and *Mabaleb*, and the Pyruses—*Narcissus poetarum* and *poeticum* would be in season, and all the May flowering Tulips. Some of the Cottage varieties last with us a year or two, in coarse long grass, and are worth trying; in finer grass and better soil they should do really well. *Picotee* and *Virginalis*, both white with pink edges, I have found to succeed the best, and being only four or five shillings a hundred, they are cheap enough to experiment with.

Bulbs to plant under
Cherries and Crabs

The British Tulip *sylvestris* is also at home in grass; a large patch of the graceful yellow flowers with hanging heads would be very attractive with neighbouring white and purple Fritillaries, and the pale blue *Triteleia uniflora*. This Spring Star Flower should be planted the sunny side of the trees, and where the grass is thin, but it cannot be counted on to increase very much. The pretty little flower is best admired in the bed and not picked, as it has a very unpleasant, onion-like smell when its stalk is bruised.

Star of Bethlehem, *Ornithogalum umbellatum*, would be pretty with its fellow star-flower, and seems quite able to take care of itself in grass, but the white glistening flowers seldom open till May. *Ornithogalum nutans* flowers generally in April, and though the white of the spikes is shrouded with pale green it is quite effective enough to look well in a mass alone, or to be planted with a decided colour like the fine blue of Grape Hyacinth.

Our native field plant, the summer Snowflake, or *Leucojum aestivum*, though it prefers a damp meadow, will accommodate itself to a dry position, and its dark leaves would make striking clumps, under the trees, with either the pale blue *Anemone robinsoniana* or the single or double Cuckoo Flower—*Cardamine pratensis*.

SUMMER FLOWERS



DARWIN AND COTTAGE TULIPS.

R.H.S. GARDENS, WISLEY.

MAY FLOWERING TULIPS

WHAT endless varieties there are of May flowering Tulips, Culture and what a delight they bring one every year! How of May much too the gardens miss that do not grow them! Tulips

The reason of my own love for them, perhaps, is that they do well here, rather appreciating than objecting to lime, and benefiting from the dryness of our soil. Coming from Southern Europe, or the hotter East, the bulbs need warmth to dry them thoroughly, and thus enable them to stand the winter. In cold soils they must be lifted every year when their leaves have died; they should then be dried in the sun and stored till autumn. Most of the Darwin and Cottage varieties are far easier of management in this respect than the earlier kinds, and can be left in the ground till they have increased so much that they need division. Deep planting is a secret of success; they like well to be one foot underground, and no manure should be allowed near the bulbs.

Most of the May Tulips grown are florists' varieties, many of them derived from *T. Gesneriana*, but there are also many fine species, for instance *T. didieri alba*—a lovely, sweet-scented white, and *T. retroflexa*—a yellow with curved, lily-like petals, which should be in every garden. Although not quite so apparent, the Lily form is seen again in *T. elegans*, and in a slighter degree in such a Tulip as *Picotee*.

There are two great classes of May-flowering Tulips, the so-called Darwin and Cottage. The former generally have round, cup-shaped flowers set on sturdy, upright

Colour and stems; the latter have, as a rule, larger and looser flowers, Grouping with long-pointed petals, $3\frac{1}{2}$ inches in length, frequently of Tulips very sweet scented, and their stalks are often not strong enough to support the large flowers without bending slightly. The ring of colour at the base of the petals is an additional beauty; copper pinks will be found to have a cool green eye, and rose pinks a peacock, deep blue, or a clear white, while some yellows, like *Ixioides*, are touched with black.

Unlike Daffodils—the other chief spring flowers—which confine themselves to all shades from cream to orange, Tulips may be used to carry out almost any scheme of colour. They may give delicate, low-toned effects, or the most brilliant, according to the taste of the garden painter, but this diversity of colour makes it all the more necessary to be careful in selecting the varieties. The sketches at Wisley, though painted from Tulips grown only in stiff lines to try their special qualities, show what a brilliant blaze of scarlet and crimson may be obtained, or how telling a contrast of cool deep mauves and rich purples.

By selection of the varieties, and skilful grouping with other plants, their beauty can be greatly enhanced. There are wonderful shades of salmon and copper pink, as in *Inglescombe Pink* and *Hobbema*, which are exquisite with the creamy *Vitellina*, or with such a dark bronze as *Sultan*. The two former are also beautiful with the cool blue mauves and purples, but if placed near a red mauve the beauty of all is spoilt. There are lovely rose pinks which blend also with purples and bronzes, but need to be separated from the copper pinks. I prefer to divide the former into three groups, soft pinks with petals flushed from cream to shaded rose, such as *Suzon*, the brighter



DARWIN TULIPS.

R.H.S. GARDENS, WISLEY.



AUBRIETIA, DOUBLE ARABIS, ALYSSUM SAXATILE AND TULIPS.

NACKINGTON, CANTERBURY.

pinks such as *Edmée*, and the many bright cherry reds. The white Darwin *La Candeur* (which must not be confounded with the pink edged Cottage *La Candeur*), is lovely with such a full mauve as *Erguste*, and the dark *Louis XIV.*, in which purple, bronze, and gold are combined. Some of the yellows or oranges blend well of course with the purples; but a colour like that of *La Merveille*, orange red, or the fine crimson of *Gesneriana*, seems to kill any other shade put near it.

As a rule at the Flower Shows the colours compete one with another, the only thought being to separate two Tulips nearly alike by some vivid contrast. The result is that there is little chance of estimating the real value of any special kind. I believe that, this year, for the first time, an exhibitor at the Temple Show separated the yellow, pink, and scarlet by white, purple, and bronze, and the gain was immense. The same idea should be followed when planting in the garden.

In grouping with other plants it must be remembered that the whole growth of a Darwin Tulip is beautiful; its strong erect stems, and soft, finely formed leaves need no hiding. If delicate colours are chosen, such low-growing plants as Violas or Pansies will help the effect very much—white, cream, or a pale mauve Viola like *Queenie*, for instance, or the Pansy *Coquette de Poissy*. Old plants of Violas should be used, as they flower so much earlier. This year I planted a new border with Tulips in shades of purple between groups of Roses, the rest of the border being entirely of Irises backed with a hedge of Rose *Hermosa* and Lavender. It lies at the edge of a terrace with only a small fence to separate it from a field, so that the tall purple cups are seen first against a background of fresh grass, and

Colour and later against a sheet of golden Buttercups. In April some
Grouping early pink Tulips, *Rosine*, *Van Gooyen*, and *Murillo* looked
of Tulips well against the Iris in the same border. But as these pink,
semi-double Tulips last till the Darwins open, another year I
mean to try the effect of early white ones instead; to me there
is something entrancing about the cool mauve tones of the
Darwins alone, and it seems a pity to spoil their unusually chaste
and sober colouring. On the other side of the garden, on a
stretch of ground partly shadowed by big trees, was another
picture in the same scheme of colour but in rather more brilliant
tones. The surface was covered with Aubrietia, Alyssum, and
double Arabis; through these broke tall heads of the semi-
double Tulip, *Blue Flag*, and the gold and orange-tinted double
Yellow Rose. This latter Tulip hangs its head, but the golden
flowers rested upon the white Arabis, and looked the more
beautiful for the surrounding white sprays.

The three trailing plants mentioned above all belong to
the same order Cruciferæ, and are very suitable for growing
together. For weeks before the Tulips were out they had
spread their sheet of flowers. Wonderfully do they grow on rough
hard ground, sapped perhaps by many tree roots! All three
are very easily increased, and once established can be left alone
for years. Cuttings should be made of Aubrietia in the spring,
or seed, sown at the same time, will make good plants for putting
out in the autumn, but the seed is apt to come untrue, and shades
of pink and magenta may appear with the mauve. Some of
the named new sorts are well worth having, such as *Pritchard's*
A 1, a full violet, which gives a strong touch of colour to the
bed.

Alyssum saxatile is of a more shrubby, branching growth,

with silvery green foliage. It should be increased by pulling to pieces the old plant in autumn, or by cuttings of the young shoots in spring, struck in sandy loam in a shady place. There is a newer, pale, lemon-coloured variety, which does not blend so well with Aubrietia as the golden yellow, but it looks charming in front of dark, plum-coloured bushes, or any plant which will form a contrast to its pale flowers.

Alyssum
and Double
and Single
Arabis

Double Arabis is seldom out of place. It flowers early, and increases so easily by cuttings taken after its flowering season that it can be used either as a spring bedder or as a perennial. I find it very useful for covering ground planted with bulbs, but if it is in the wild garden, in reach of hares or rabbits, it must be wired. Like the Cuckoo flower, it seems to be particularly succulent, and every spike will be cleared by the enemy. The single Arabis should not be entirely neglected for the sake of its double rival. It flowers considerably earlier, and will establish itself in many a cranny where the double would refuse to grow. In a delightful garden at Sandling the old stone wall, which used to surround the straw yard of the farm and now surrounds a picturesque sunk garden, is studded with self-sown clumps of Arabis and golden Wallflowers, which mingle with the blossom of Pear and Plum.

In another neighbouring garden a pretty border was in beauty at the same time—clusters of gay pink Tulips, alternating with the green of Irises, were backed by white blossomed cordons of Pear and Plum. *T. Gesneriana* looks particularly well grown among Roses for the bronze shoots of Teas blend well with its vivid red. We have filled one Rose bed with an old-fashioned red Tulip splashed with orange, which gives a warm, brilliant effect against a dark Holly hedge. Other

Tulips suggested groups are the gorgeous orange *La Merveille*, with pale blue Flax, and the sweet-scented *Parisian Yellow* with *Didieri alba* and the mauve *Pblox Wilsoni*. Such a pale pink as *Margaret* looks lovely with *Veronica prostrata*, or a brighter pink with the silver leaved *Achillea*, or in groups near the early white Florentine Iris. Cheap yellows, such as *Bouton d'Or*, may be planted in quantity near the early purple Flag and Solomon's Seal, or clumps of the soft violet *Erguste* in front of *Choisya*, crowded at the same time with white flower. These groups are given only to stimulate fresh ideas, as the endless variety of colour in Tulips ought to be used to the best advantage. A list is added of some of the finest sorts, but many of them are very expensive, and are only to be found in the raisers' catalogue. A list of the cheaper varieties was given in "Garden Colour."

The following is a list of Tulips, classified according to colour. The letter D signifies Darwins, and the letter C Cottage and May-flowering Tulips.

Mauve and Purple

<i>Fille Chérie</i>	.	.	Very pale mauve outside with a deeper flush inside and white centre.	D.
<i>Painted Lady</i>	.	.	Very like the above.	D.
<i>Kate Greenaway</i>	.	.	White shaded to full mauve down the centre of the petal; a very sturdy effective sort.	D.
<i>Nora Ware</i>	.	.	Soft lilac shaded to a deeper colour.	D.
<i>Erguste</i>	.	.	Lovely blue mauve with white centre, and good shape.	D

ORANGE TULIPS IN ROSE BED.

NACKINGTON, CANTERBURY.



<i>Coridion</i>	.	.	.	Very like the above, but with a slight tinge of copper running through the mauve on the outer petals.	D.	Varieties of Tulips
<i>Sybilla</i>	}	.	.	Both fine flowers of full colour but of a rather pinker mauve than above.	D.D.	
<i>Melicette</i>		.	.			
<i>Marie</i>	.	.	.	Deep heliotrope with a touch of bronze outside.	D.	
<i>Fraulein Amberg</i>	.	.	.	Dark violet and bronze.	D.	
<i>Moralis</i>	.	.	.	Magnificent violet with a bloom like a plum.	D.	

Pale Pinks which blend together are

<i>Margaret</i>	.	.	.	Shell pink outside, flushed to a deeper shade inside; very egg-shaped flower.	D.	
<i>Suzon</i>	.	.	.	A tall, sturdy grower, the petals flushed from blush to rose at the stem with a distinct white rib up each petal—the base is a wonderful Peacock blue with a deep rose flush round its pointed edge.	D.	
<i>Psyche</i>	.	.	.	Soft pale rose and blue centre.	D.	
<i>Mrs Krelage</i>	.	.	.	Rose with a pale edge.	D.	
<i>The Dove</i>	.	.	.	Fawn, flushed with pink outside; centre, Peacock blue and purple rays.	D.	
<i>May Queen</i>	.	.	.	Very like Suzon.	D.	
<i>Mrs Cleveland</i>	.	.	.	Soft flesh pink.	D.	

- Varieties of *Prima Donna* . . . Very large, fawn colour, shaded with
 Tulips . . . pale pink up the back of petals; a
 . . . blue black base.
- Maiden's Blush* } . . . Soft pinks. . . . D.D.
Fanny }
Clara Butt A brighter pink than any of the
 . . . above, with a white rib up each
 . . . petal and a white centre. . . . D.
- Duchess of Westminster* . . . Brighter still, with a base of orange
 . . . scarlet. . . . D.

Bright Rose Pinks

- Loveliness* Good pink with a white centre. . . . D.
Baronne de la Tonnaye . . . Rose pink, deeper on the outer side
 . . . of petals. . . . D.
Edmée Rose red with a brighter edge. . . . D.
Beauty A bright cherry colour. . . . C.
Summer Beauty Rose with red flakes. . . . C.
Nauticus Very full colour, and a deep blue
 . . . centre. . . . D.
Pride of Haarlem . . . Very large bright rose red. . . . D.

Copper Pinks

- Inglescombe Pink* . . . Very large, egg-shaped flower—yel-
 . . . low, copper, and rose intermingled,
 . . . so that the effect is a wonderful
 . . . salmon pink. A green base. One
 . . . of the loveliest of all. . . . C.

<i>Hobbema</i>	.	.	.	The same colour as above, but much more brilliant—strong shades of copper run through the pink, so that the petals look as if they had been burnished. A very large flower, but not tall.	May Tulips	C.
<i>Enchantress</i>	.	.	.	Much the same colour as Inglescombe Pink, but smaller.		C.

Red

Mrs Farncombe Sanders.

<i>Phæcia</i>	.	.	.	Rose red.		D.
<i>Tara</i>	.	.	.	A soft deep red.		D.
<i>Feu Brilliant</i>	.	.	.	Fiery red.		D.
<i>Glare of the Garden</i>	.	.	.	Bright red and yellow.		C.
<i>Lion d'Orange</i>	.	.	.	Fine orange red with yellow base.		C.
				Sweet scented.		C.
<i>Van Poortvliet</i>	.	.	.	Dark red.		D.
<i>Leopold Rothschild</i>	.	.	.	Dark maroon red.		D.
<i>Gesneriana spathulata</i>	.	.	.	Brilliant red with a dark blue eye.		C.
<i>Gesneriana aurantiaca maculata</i>	.	.	.	Orange scarlet with dark brown base.		C.

Deep Brown Red and Bronze

<i>Negro</i>	.	.	.	Brown madder.		D.
<i>Prof. Ravenhoff</i>	.	.	.	Dark brick red.		D.
<i>Pedro</i>	.	.	.	Burnt sienna colour.		D.
<i>Velvet King</i>	.	.	.	A red purple.		D.

May Tulips	<i>Louis XIV.</i>	.	.	Bronze and purple mixed.	C.
	<i>Sultan</i>	.	.	Dark madder brown.	D.
	<i>Edison</i>	.	.	Claret purple.	D.
	<i>Black Knight</i>	.	.	Very large brown purple.	D.

Yellow

	<i>Vitellina</i>	.	.	Exquisite pale lemon yellow.	C.
	<i>Ixioides</i>	.	.	Pale yellow with black base.	C.
	<i>Parisian</i>	.	.	Yellow, quite one of the best, with long pointed petals, very sweet.	C.
	<i>Mrs Moon</i>	.	.	A late variety, large pointed petals.	C.
	<i>Leghorn Bonnet</i>	.	.	Large pale yellow.	C.
	<i>Flava</i>	.	.	Large pale yellow.	C.
	<i>Gold Vase</i>	.	.	Old gold colour tinged with bronze.	D.
	<i>Canary Cup</i>	.	.	Full yellow.	C.
	<i>Sunset</i>	.	.	Orange yellow splashed with scarlet.	D.
	<i>Golden Spire</i>	.	.	Yellow tinged with orange.	C.
	<i>Orange King</i>	.	.	Large fine flower.	C.
	<i>Retroflexa</i>	.	.	Recurved petals.	C.
	<i>Beauty of Bath</i>	.	.	Pale lemon shaded with mauve.	C.
	<i>The Fawn</i>	.	.	Dove colour, tinged outside with gold and pink.	C.

White

	<i>Royal White</i>	.	.	Flushed with yellow at the base.	C.
	<i>White Queen</i> (or <i>La Candeur</i>)	.	.	Pure white.	D.

- Elegans alba* . . . Very pointed rather recurved petals May Tulips
and tiny red edge. C.
- Didieri alba* . . . Pure white—small, slim, and short
(species).
- Niveus* . . . Large pure white, like White Swan,
but later. C.
- Innocence* . . . Very long pointed petal — large
flower. C.

IRIS

Iris and
Tulip

ONLY one picture of Irises in a book of garden pictures seems a mistake, as they are among the loveliest and most effective of flowers, grouped either by themselves or with other plants. But in "Garden Colour" I tried to suggest a few of the uses to which they may be put, and gave illustrations of *Iris reticulata*, the early Purple Flag, *Iris germanica*, *sibirica*, and *kæmpferi*. The various Irises, as they flower, give opportunities for successive colour-groups. For early effect the varieties of *Iris pumila* must not be forgotten. Between the early Flags and *Iris germanica* open the white *Iris florentina* and the rich dark purple *Kochi* and *Purple King*; these are the best for grouping with Darwin Tulips. The sketch shows them with clumps of the Tulips *Loveliness* and *Margaret* in two shades of pink. Many possible combinations of colour arise in one's mind; with the white Iris it becomes only a matter of individual fancy. The violet cups of *Moralis* and the paler shades of *Erguste* or *Coridion* look well near it, but with the purple Irises the choice has to be more carefully made as there are certain pink-mauve Tulips, such as *Ascanio*, which clash very much with this tone, and even the best of the mauve and purple Tulips are apt to be killed by the brighter tones of the purple Iris. I should recommend for combining with these Irises such pale mauves as *Nora Ware*, or the *Rev. H. Ewbank*, or whites just flushed with mauve, such as *Painted Lady*, *Kate Greenaway*, *La Candeur*, etc., which are helped in effect by a neighbouring strong colour. If a greater diversity of colouring is needed, the exquisite sulphur

FLORENTINE IRIS, PURPLE GERMAN IRIS AND PINK DARWIN TULIPS.

NACKINGTON, CANTERBURY.



Vitellina and the deep *Parisian Yellow* may be used, or the Grouping wonderful copper pinks of *Hobbema* and *Inglescombe Pink*, of Irises which look magnificent grouped with real dark purple Iris.

But we must turn from the Tulips to some of the beautiful groups of Irises combined with other flowers, to be seen at this time in borders and wild gardens. Irises form a fine contrast with the pinks or salmon reds of the Tree Peonies, or with single or double Gorse; or they may be grouped between Broom which will shower white sprays above the purple, and the large white *Centaurea*. Many smaller plants could be added to such a group, patches of Forget-me-not for instance, both the yellow and the orange *Trollius*, and *Ranunculus aconitifolius*, which is such a feature of Alpine meadows, and its double form, *Fair Maids of France*.

Between these Irises, of which I have been speaking, and the later mauve varieties, come such sorts as *ensata*, *longipetala*, and *missouriensis*, all with grassy foliage. The flowers are smaller than the *Iris germanica* type, but their narrow petals, though not so effective, are very charming. The falls are white, veined with mauve or purple, and the standards are soft mauve. In May also opens the wonderful new hybrid *Regelio-cyclus Iris*, a cross between the *Regelia* and *Oncocyclus* varieties. These hybrids are the type of *Susiana*, but instead of imitating its sombre hue the petals are purple, violet, silver grey, or cream, pencilled with dark veins. They are remarkably beautiful, and are said to be hardy, but probably, like *Susiana*, they suffer from heavy storms of rain or severe cold in the spring, and need a bit of glass overhead as a protection. They are treasures more suited to some sheltered corner, or the rock garden, than the borders.

Spanish bulbs of *Gladiolus* or *Hyacinthus Candicans*, and the sketch shows Iris and I. how well this plan succeeds; or in the autumn Spanish Iris can Ochroleuca be dibbled in, and will flower till the end of June or beginning of July, the orchid-like flowers just topping the leaves of Iris Germanica when its own flowers have died away. This is rather an extravagant plan, as the Spanish Iris will be stifled by the others in time, but, as they are so cheap, it is well worth while using them as annuals. In our Iris border I find the most effective are: —

Darling	} Deep blue.
Alexander von Humboldt	
Midley	Light blue.
Louise	Lavender and white.
Blanche superbe	White.

But there are numbers of sorts, and all are pretty. The finest of all, but considerably more expensive, is *filifolia*, a large deep blue with white markings. All of them flower at an invaluable moment, when spring bulbs are over and there are weak places in borders where annuals are to flower presently. I grow them down such a border in clumps below a hedge of Penzance Sweet Briars, which are glorious at the same time with every shade of pink. The Irises have no objection to a carpeting plant being grown over them such as *Arenaria montana* or Pinks.

Before these Spanish Irises come *Iris sibirica*, and directly after, *Iris ochroleuca*, with flowers held four or five feet high of narrow white and yellow petals and handsome leaves almost as tall. These look magnificent grouped with Delphiniums against the feathery masses of *Crambe Cordifolia*, which grows nine feet high. *Gigantea* is a handsomer form of *I. ochroleuca* or *orientalis*,

HYACINTHUS CANDICANS IN AN IRIS BED.

MILTON COURT, DORKING.



with larger flowers and longer leaves. The following varieties of Iris resemble *ochroleuca* in growth and form of the flower, and bloom about the same time—*Monspur* and *Dorothy Foster* mauve, *aurea* and *Monnieri* yellow. English Iris

Later still open the English Irises, growing in any ordinary border, and lasting for years without any division, but doing best in a rich, moist soil. The finest I have ever seen were growing in clay close above a pool of water. The beauty and variety of their colouring are very great, varying from white to mauve, deep blue and violet purple, while some are delicately flaked with a deeper shade of the same tone. They are most beautiful when the pink and blue shades of mauve are grown apart and white is mingled with both groups. There is a large number of named sorts, and every grower seems to have his own names. The following are some I picked out as good at the R.H.S. exhibition:—

<i>The Pearl</i>	.	·}	White.
<i>Mont Blanc</i>	.	·}	
<i>Miss Kitty</i>	.	.	White flaked with pale mauve.

Blue Mauves

Princess Beatrice	.	·)	All blue mauve.
Van Dyck	.	·)	
Newton	.	·)	
Bleu Aimable	.	·}	Deep blue purple.
Hector	.	·}	
Agrippa	.	.	Dark purple.

Red Mauves

Vesta	.	.	White with pale violet flakes.
Belle Agathe	.	.	Pink-lilac.

English Iris Atticus . . . Violet.
 Athalie . . . Deep violet.

Last in order among the Irises suitable for massing for effect, comes *I. k mpferi*. These Japanese Irises are very beautiful and should be largely grown, wherever there is an opportunity of giving them an open sunny position, with moisture about their roots.

ON EREMURI

FEW plants in our gardens are more striking than the stately Eremurus, a group of which when in bloom never fails to arrest attention. On seeing them for the first time, the general exclamation is, "What wonderful flowers! What are they, and where do they come from?" And it is surprising that in spite of their not very recent introduction they should still be comparatively little grown or known. Cut spikes are exhibited at the Royal Horticultural and other flower shows, but when seen thus they are bereft of more than half their charm, for their true beauty is only to be appreciated when the lofty stem springs from its basal fountain of handsome, broad, grey-green leaves.

They are the Oriental cousins of our European Asphodel, a flower familiar to those who, with eyes for botanical delights, have travelled in Southern Italy, Sicily, or Greece in early spring—the "Flower of death" of the ancient Greeks. The Asphodel, beautiful as is its name, is in truth somewhat disappointing when seen for the first time solitary or in twos or threes, with untidy stem and wind-bruised leaves; but its charm stands revealed when it grows in masses, shedding a pale pink haze under the light shade of some sparse oak wood, when the trees are bursting into their fresh spring green and the sun's declining rays diffuse a soft glow through the glade.

I know not how Eremuri grow in their Eastern homes, but if they are there to be found in masses the effect must indeed be glorious, for they are to the Asphodel what the Rose is to the Bramble. Their range, a wide one, is from Asia Minor through

Varieties of Persia, Turkestan, Afghanistan, to the Himalayas. The giants Eremuri of the species, the pure white *Eremurus Himalaicus* and the pink *Robustus* and *Elwesianus*, throw up their magnificent flower spikes to a height of 8 to 10 feet and even more. This year (1907) I measured a stem of *Eremurus Elwesianus* and found it to be 10 feet 5 inches. *E. Himalaicus* is the first to open its densely packed spike towards the end of May; the still more lovely *E. Robustus* and *E. Elwesianus*, follow shortly after and remain in flower through the greater part of June. *Eremurus Bungei*, (Syn., *Aurantiacus*), of a bright citron yellow with orange stamens, very handsome, and *E. Olga*, of a rather dusky white, flower later, in July, the stems of these two being of dwarfer stature, from 3 to 5 feet.

The roots are not the least curious part of these remarkable plants, and are in the form of a gigantic star-fish. They are very brittle.

As to cultivation, I have tried the plants in various parts of my garden and find that they thrive best in a warm dry border of good loam with a south-western aspect. Behind them is a wall about eight feet high which shelters them from northerly to easterly winds, and this is important for the development of the young growth. The roots can be planted or moved as soon as the foliage has died down, that is, in August, and also during September or October. In one respect my own experience is at variance with the cultural directions given by other growers, who assert that once planted an *Eremurus* should never be moved. I find that this treatment leads in a few years to the disastrous result of the plant ceasing to flower; for this reason. There is a crown or nucleus from whence issue the roots, as do the spokes from the hub of a wheel. This nucleus puts forth a fresh set

EREMURUS.

DOVER HOUSE, CANTERBURY.



of spokes, or roots, over the old ones each year, and as they grow the old set of roots, which has done its work, decays away. The nucleus has, after one or two years, a tendency, especially in *E. Himalaicus*, to split itself into two crowns, each of which when strong enough, sends up a flower stem and becomes a separate plant, and each of these puts forth its own system of roots which tangle and intertwine with each other. These crowns subdivide again year by year and form a dense mass of detached but interlaced plants which are too weak to produce flower stems. On digging up and investigating one of these clumps which for four years had produced no blooms, I found that it consisted of no less than fifteen distinct crowns, each with its own set of roots, and it was a labour of patience and some difficulty to disentangle these one from the other with as little injury as possible to the brittle roots. My practice now is to take up in August or September every plant that has during the previous spring produced two flower spikes, separate them, and replant. Although it is not possible, even with great care, to avoid breaking the roots to some extent in the process of lifting, I do not find that the plants die or suffer appreciably: sometimes a year elapses before they flower again, but I think that is more probably due to their not having reached flowering size.

I do not protect them from the cold of winter and have not observed that they have suffered in consequence. The period of risk comes with spring, for they start into growth very early in the year, often in February. A most fat and interesting head pushes itself up through the ground and thickens and strengthens from day to day: it almost seems to grow as one watches it. The broad and handsome but tender leaves speedily

Grouping achieve individuality, lean over from their base, and form a Eremuri mighty plume; then come the nipping frosts of April and May which sear and scorch the unprotected foliage and ruin its appearance. Even a sheet of newspaper may be sufficient covering, but if very severe the frost may shrivel the leaves through the paper, and it is better to arrange some more effective shelter on supports which can be placed in position at nightfall and should be removed during the day, for the plants must have all the light and air they can get.

After the foliage has ripened and died down the plants should not be watered, for much moisture or a damp position is then detrimental to them. In their own country the flowering season is followed by a long, scorching summer without rain, during which the roots rest.

Eremuri would look well massed in front of a background of *Prunus Pissardii*, so arranged as to form a shelter from north and east winds. The rich maroon foliage would show off the tall, pale, flower-spikes of the *Himalaicus*, *Robustus*, and *Elwesianus* varieties to advantage.

Other plants that might be associated with Eremuri for effect would be *Aquilegias* — especially *Cærulea* hybrids — *German Irises* of synpathetic colours, *Pancratium Illyricum*, *Pyrethrums* (pink and white), *Peonies* (*Albiflora* and *Rosea*), or carpeting plants such as *Silene pendula flore pleno*, *Iberis*, or *Saponaria ocymoides splendens*. Care should, however, be taken that the Eremuri are not choked or encroached upon, for they require space and light, and must not be allowed to crowd each other.

W. W. RICHMOND POWELL.

HARDY RHODODENDRONS AND AZALEAS

IT is a glorious fact, brimful of joy for lovers of the noblest flowering shrub which grows in British gardens, that the Rhododendron is not the mere peat-lover which it was supposed to be in years gone by. This point is made at the very outset, because it at once widens the constituency of the plant, and gives it access to thousands of gardens from which it has been hitherto excluded. Shrub-lovers have not passed it by because they did not want it, but because they feared that they could not do it justice. They have gazed on it with longing eyes, full of admiration for it, yet convinced that it was beyond their reach.

Culture of
Rhododen-
drons

The thing that we have to remember about the Rhododendron is not so much that it loves peat as that it loathes lime. There is a world of significance in the distinction. A plant that is purely and simply a lime-hater stands on a very different footing from one that is entirely a peat-lover. We cannot grow Rhododendrons on limestone without making special beds, but we can grow them on sand, loam, and even clay, if we are willing to take a little trouble.

There are few districts in which the top-spit of pasture and leaf mould cannot be got at a moderate price. Pasture is constantly being broken up for building, and the garden-lover will be ever alert to make bargains for leading the top-spit away. It will vary in quality, of course, but in few cases will it be worthless. If it be well threaded with fibre and free from

Culture of chalk, the buyer will be quite safe. But what of the turf Rhododendrons itself? Secure it also if possible. If stacked in a heap, grass side down, with layers of manure, for a few months, then chopped up and mixed with leaf mould, a compost will be secured in which Rhododendrons will revel.

So rapidly is the loam theory spreading that there promises to come a time when turves and top-spit, with the accompaniment of leaf mould, will be actually preferred to peat. And the writer has little hesitation in prophesying that when that era arrives Rhododendrons will be grown in greater beauty than they have ever been in the past. So far as clay is concerned, it is not suitable when in a stiff, crude state, liable to be pasty in wet weather, to dry like steel under harsh spring winds, and to develop fissures during summer drought. But ameliorated clay—clay lightened with road grit (not limestone), leaf mould, and, if possible, decayed turves—is by no means hopeless. A mulching of leaf mould is of considerable benefit, as it prevents the cracking which is such an objectionable feature of mismanaged clay.

While dealing with practical matters, it may be permissible to point out how great a help it is in establishing young plants to give careful attention to them directly the bloom fades. Young, newly purchased plants, perhaps three years from graft or layer (new sorts will probably be grafts on *ponticum* stocks, old varieties will very likely be layers) may carry two or three large heads of bloom the year of planting. This in itself will not hurt them, in fact new growth will perhaps be breaking freely while they are in bloom; but if the flower heads are permitted to ripen right off, the plants are bound to suffer. The fading trusses should be broken off, and in a particular way. When


the base is examined, it may be found that there are a couple of Positions buds seated on the top of the flower stem, nestling, so to say, suitable for under the truss. It is important that these should not be injured, Planting especially if there be a paucity of new growths, because they Rhododen- represent the successional shoots and flowering wood of the drons following year; and unfortunately they are very easily injured by a careless or uninformed operator. The decaying trusses should be firmly grasped between fingers and thumb, and broken off, not over, but between, the buds, which then run no risk of injury. The prevention of seeding, which follows on the removal of fading flowers, relieves the plant of a heavy potential strain, and permits it to proceed unhampered with its task of developing fresh flowering growths. It is a somewhat tedious task, but it is well repaid, for plants thus dressed after blooming yield much finer trusses than those left to nature.

Much attention is rightly being devoted to the disposition of the plants in ways which give bold effects and fine colour contrasts or harmonies, but the practical point of shelter should never be lost sight of. It is often desired to set a fine variety, *Pink Pearl* for example, in an isolated position, for the sake of individual effect; but if the site be exposed to cutting winds, or very hot, the project may be a failure. The word "hardiness" ought to be used in a limited sense in connection with Rhododendrons. They are hardy (or at least a considerable number are), in the sense of resisting frost, but they do not like bleak places—positions where they are worried by gales. They ought to have the shelter of belts of trees or coarser shrubs, the former for preference, because, in addition to breaking the wind, trees hold off fierce sunheat if properly placed. This must not be read as a recommendation of dense shade. Rhododendrons

Rhododendrons at Kew and Saltwood—like what gardeners term an “open” place—that is, a position where they get abundance of both light and air; but just as they enjoy the air better when it reaches them in gentle waves than when it strikes them in fierce currents, so they enjoy a suffused light in preference to a fierce glare. The colours, too, hold better when the hot rays of the midday sun are broken than when they fall in full power.

That these magnificent plants will thrive in districts presenting different conditions from those which prevail in the great Rhododendron centres—Bagshot, Tregothnan, Penjerrick, Carclew, Tremough—we are often meeting with proof of. The success of Kew is very considerable. Who would suppose that on a light-land flat, close to the Thames bed, Rhododendrons could be grown almost as well as in the cool Cornish valleys? The Kew plants are very fine, and are particularly interesting as a proof of what cultivation can do. Nor would Rhododendron lovers be likely to look in East Kent, with its reputation for chalk and spring gales, for anything very notable. It exists, however, in the beautiful garden of Mr A. C. Leney, at Saltwood, near Hythe. This is less than two miles from the sea, above which it stands at an altitude of perhaps 250 feet. A mile or two northward lie the chalk hills. The garden is formed on the sides and bed of a little valley, the “rims” of which are fringed with trees. The site is open, but sheltered—a tiny cañon, a world within a world. The soil is cool and moist, but drained. The eternal gales sweep out of the Channel and swoop upon the land, but they cannot disturb the serenity of this favoured spot.

Nature has done her share, and cultivation has done the rest. The soil has been deepened with turfy loam, leaf mould,



SOLANUM CRISPUM WITH GHENT AZALEAS.

THE GARDEN HOUSE, SALTWOOD.

and manure; and these dressings have given vegetation of Azalea the richest vigour, combined with a florescence of extraordinary Mollis, Indica and Sinensis beauty. But knife and saw are not allowed to rust. Should an old plant display "legginess," it is sawn back with a whole-hearted courage that makes the untrained observer shake in his shoes. The saw goes back right to the bole, which may be six inches or more thick, and the plant is left a mere pollard. There is nothing quite like the way in which these gnarled stumps break anew into life and beauty, unless it be the sight of a hoary and senile Cactus suddenly arousing itself from a toad-like torpor, and producing a dazzling shower of vivid blossoms.

The Saltwood garden is a hundred years old or more, but it has been entirely rearranged by its present owner. The plants have been freshly grouped with an eye to suitable foils and backgrounds. "Vistas" have been made. The leading idea is not great beds such as one sees on many lawns, but winding banks, melting into dells, or swelling into bold groups. In this work *Azalea Mollis* has played a part scarcely less important than that of the Rhododendrons themselves, and in spite of the fact that this plant is leaf-losing, not evergreen, it must have more and more attention in the future. Its tints are unique among hardy shrubs, and its copper, old gold, salmon, orange, and cinnamon hues are marvellously telling.

We have still much to learn about Azaleas, and one great thing is that by fully utilising the different sections we can greatly prolong the period of bloom. In warm southern gardens use can be made of the *Indica* varieties, but they are not hardy enough to be employed in exposed places. They bloom early, and the colours are brilliant and varied. The Ghent and *Mollis* (or *Sinensis*) varieties* carry the bloom

Ghent well into the Rhododendron season proper, being with us from Azalea early May to late June.

and The Ghent Azaleas are the progeny of crosses between
A. Mollis certain of the American species, such as *Calendulacea* and *Occidentalis*, made by nurserymen at Ghent. The use of the latter species has greatly lengthened the flowering period, because it is a naturally late bloomer. The flowers of the so-called Ghent Azaleas (which are, of course, genuine "American plants" in their love of moist, peaty soil) are much smaller than those of the *Mollis* section. The range of colours is considerable, including white, cream, yellow, salmon, orange, rose, pink, peach, lilac, and blood red. Many of the varieties are spotted or flushed. There are both single and double forms.

If we had the Ghent Azaleas alone we should have cause for satisfaction, but in the *Mollis* section we have a most powerful auxiliary. These splendid plants have large blooms of extraordinarily vivid colours, and their value does not end with their flower beauty, for the foliage is richly tinted in Autumn, and gives warm, harmonious effects. They are hardy, except in cold districts or situations, and must certainly be used more and more as the years pass on. Their popularity has been enhanced by the introduction of certain markedly showy varieties, such as *Anthony Koster*, *Alphonse Lavallée*, *M. Arthur de Warelles*, and *Mrs A. E. Endtz*, which, exhibited at the Temple and other great shows, have arrested the attention of shrub lovers.

The botanists would have us call these beautiful garden Azaleas, Rhododendrons, and they have reasons, but garden names cling tightly, and for practical purposes it is convenient to

use the old name. Whatever we call them, their beauty remains. Varieties of
Under the same treatment as we accord to the Rhododendrons Rhododen-
proper they give us rich, brilliant, and glowing breaks of colour. dron

It is not the object of this paper to deal with the Rhododendrons and hardy Azaleas botanically, and it may therefore conclude with the mention of a few of the most valuable hybrids and varieties. *Pink Pearl* stands supreme as the noblest Rhododendron that we possess. It is generally understood that it has *Aucklandii* (*Griffithianum*) blood in it. Alike in size and form of truss, shape of pip, and beauty of colour, it is glorious—a flower to gladden the heart and satisfy the intellect. It opens a rich pink, fading off to palest blush, and is exquisite in every phase. *Baron Schröder* is a plum colour, with yellowish centre. *Butlerianum* is a good white despite its early tinge of pink, but perhaps the best white is *Mrs John Clutton*, with *Queen* in close attendance. Beyond question the finest of the blush flowers is *Gomer Waterer*, which approaches *Pink Pearl* in distinctiveness, but *Mrs E. C. Stirling* is excellent, and another lovely thing is *Princess of Wales*, which has a blush centre and bright rose edges.

The spotted varieties have a considerable following. *Sappho* is a notable member of this section, and, with *Mrs Russell Sturgis*, may be chosen to represent it. If others are wanted, *Madame Carvalho*, *Francis B. Hayes*, and *John Henry Agnew* could be added. Amongst rose and pink sorts may be mentioned *B. W. Elliott*, *Concessum*, *Lady Clementina Mitford*, *Mrs John Penn*, *Mrs William Agnew*, and *W. E. Gladstone*. The darker shades, such as scarlet and crimson, give us some of our finest sorts, notably *Cynthia*, *Frederick Waterer*, *Lord Palmerston*, *John Walter*, *Kate Waterer*, *Michael Waterer*,

Varieties of and *Prometheus*. The old *Everestianum* is a good rosy lilac, Rhododen-

dron and *Helen Waterer*, white and red, is a beautiful sort. Truly raisers have given us a richness of material that leaves little to be desired. Be ours the task to use it with that earnest and intelligent interest, in the absence of which few great things in gardening are done.

WALTER P. WRIGHT.

AZALEA MOLLIS AND INDICA.

THE GARDEN HOUSE, SALTWOOD.



ROSES

SPENSER writes of "Roses reigning in the Pride of May," but, like many poets, I fear he allows his imagination to eclipse the facts, for it is not until June—certainly in this country—that the undisputed reign of the Rose begins. Long before May, however, there may be seen beauties among the Rose bushes which are by no means sufficiently appreciated and sometimes overlooked altogether. I allude to the growth of the young shoots both of the climbers and the dwarf Tea Roses. As early as February, if you are fortunate enough to possess some well-grown Crimson Ramblers, you will see all along the arching branches, waving to and fro in the wind or severely tied up to poles and pergolas, an array of bright green leaves in their first effort of growth. Nothing at this time of year is so bright a green, and amidst the still bare branches of the neighbouring trees their fresh colour is a real promise of spring. Soon the Tea Roses will put forth their mahogany shoots in many shades of brown, and of a colour that differs from almost anything else growing at that particular time. I have seen beds and walks of Tea bushes with dwarf-growing plants under them—Aubretias and Arabis, Crocuses and Scillas, or the grey greens of certain Sedums, which in the March sunlight made a brilliant and a pleasing picture. And later, the grey leaves of a large bush of Aglaia have a beauty which amongst the fresher tints of spring is such, that were the Rose not to flower at all, it would still be worth growing for its young green alone.

Another climbing Rose which is always a source of delight

Early Roses at this season, before the flowers have expanded, is *Madame Alfred Carrière*, whose vigorous growth of new green will already clothe its supports with beauty, and fill us with the pleasant anticipation of the pure white glory of its many large and snowy blooms to come.

In forming a garden or in planting Roses these colourings of the early year should be well considered, for I hold that everything that is beautiful should be sought for and studied in a garden, and especially perhaps at that time when the Crocuses and Aconites impress upon the observant that the winter is very nearly over.

Towards the end of May we may look for the flower of the first Rose, not to those protected by a greenhouse or a wall, but the bushes grown out in the open. For many years I have noted the date of the first Rose in my garden and I find it is invariably *Altaica*. The sight of the first blowing Rose might be compared to the first notes of the newly-arrived cuckoo. However tired you may become later on with the bird, each year when on some still warm morning the magic sound is first heard across the hill or deep in the wood, we feel the same thrill in our hearts, for it proclaims that the spring is here. The opening of the first Rose is a joyous moment too, and a distinct commencement of something long expected and realised at last. However cold and treacherous the weather may be, the first Rose is found and it must be summer.

The white *Altaica* and its variety *Hispida* (yellowish) are single Roses with a perfume similar to that of the wild Rose of our hedges; they, requiring no pruning or indeed any attention at all after the first planting, form in time large bushes, and are

ROSE, MADAME ALFRED CARRIÈRE, AND IRIS DALMATICA.

NACKINGTON, CANTERBURY.



showy and effective for a wild spot. We should make the most of these two particular Roses while in bloom, for by the middle of June they will be over and will not flower again till another winter is passed.

It is very pleasant to see and hear how much the single and semi-single Roses are grown nowadays, for they have a beauty all their own and a shape when in full bloom which, in some opinions, is unsurpassed even by the opulent beauty of those which appear later. I have seen, and should like to see more frequently, great stretches of single Roses in gardens where there is room to spare, and more particularly in drives and at entrances where so often there is little else but the ubiquitous Rhododendrons (sometimes all Ponticum), which, although beautiful in their way if judiciously used, are nevertheless apt to become monotonous and uninteresting.

In a stretch or bed of single Roses there are many which would climb up poles, and many which form low and dense bushes no higher than four to five feet or less, and then there are some of the Wichuriana low growing kinds, which trail along the ground and fill up gaps, so that in a year or two the whole stretch is one tangle of varied colourings of leaf and bloom.

Among the best climbers for this purpose are:—

Dawn.

Penzance Briars.

Una.

River's Musk—sweetest of all scents.

Brunonis.

Blush Rambler.

Arvensis, "*Miss Jekyll*."

Waltham Rambler.

Polyantha.

Nivea.

Macrantha.

Electra.

Rosa Alba.

Single These should all have their poles. They must not be planted
 Roses all at the back of the bed, but some should be allowed to grow
 almost to the front so as to form bays of the bushes and lower
 growing kinds. Perhaps the best single and semi-single bush
 Roses are :—

<i>Austrian Copper.</i>	<i>Lucida.</i>
„ <i>Yellow.</i>	<i>Nitida.</i>
<i>Altaica.</i>	<i>Rugosa atropurpurea.</i>
<i>Hispida.</i>	<i>Gallica Pumila.</i>
<i>Blanche de Coubert.</i>	Scotch, both yellow and
<i>Hibernica.</i>	white.

The latter three kinds are suitable for quite the front of the
 bed. I would recommend for the trailing kinds—to be simply
 left to grow on the ground—

<i>Alberic Barbier.</i>	<i>Jersey Beauty.</i>
<i>Wichuriana Alba.</i>	<i>Rugosa Repens Alba.</i>
„ <i>Rubra.</i>	

All the white and yellows and cream coloured Roses
 should be kept more or less together and the pinker blooms
 also in groups. In this planting *Rosa Rubrifolia* must not be
 forgotten, for its lovely greyish purple foliage will form a large
 bush in time and is quite distinct from any of the others.

If all the foregoing can be procured on their own roots
 they will require little attention, excepting the climbers, which
 will want a certain amount of tying up to their poles from time
 to time.

It is best to place an iron upright support to each pole at
 the outset, because should the pole rot at the base after a few
 years when the Roses are clambering about it, much difficulty



THE ROSE GARDEN, MADAME ALFRED CARRIÈRE, ANNA OLIVIER,
CAROLINE TESTOUT, MADAME LAMBARD, ETC.

THE OLD PALACE, BEKESBOURNE.

will be found in renewing it owing to the tangled mass of growth.

There is a lovely Rose, quite single, which has appeared of late years and which is by now well known, called *Sinica Anemone*. It is of an exceptionally beautiful pink, free flowering, and quite early. Being very distinct it should be grown away from other climbers if possible. It is quite hardy here in Surrey, although some have said it requires a wall. I have it growing up a pole which stands out by itself without any protection whatever, and it has come triumphantly through a severe winter. The leaves are a dark green with a smooth shiny surface, and have remained on my plant all the winter, so that it may be considered evergreen. It is one of those lovely pinks which harmonize so well with the mauve of *Iris Pallida*, and these are in bloom at the same moment.

Rose Sinica
Anemone
and Purple
East

There are many Roses which look so much more enchanting when grown away from others, their colouring being such that unless carefully placed it will call forth the unpleasant remarks which are occasionally indulged in by visitors to one's garden: "What a hideous colour!" "That is a colour which should be exterminated from the face of the earth," etc. etc. These folk forget, or perhaps do not know, that all colours are beautiful when placed in harmony with their surroundings. The tint of *Purple East* is one of these, for it has an almost magenta shade when fully out, which clashes unpleasantly to its disadvantage, with such vivid reds as *Paul's Carmine Pillar*, *Grüss an Teplitz*, *Reine Olga de Wurtemberg*, etc. And yet *Purple East* is a Rose which, when properly used, is so beautiful that I could almost declare it to be the favourite Rose of my garden. It has a distinct purple colour turning to a soft lavender tint as the

Some Tea flower expands and fades. Its scent is delicious, and it is both Roses a vigorous and quick climber, and bears its blossoms in a profusion quite startling.

A hedge or screen of *Purple East* in full flower with its masses of loose petals and grey lilac shades is to my mind one of the greatest delights of the summer. It begins to bloom early in June or at the end of May, and continues to flower in riotous profusion for many weeks, and has a second and third flowering which extends all through the Rose season. But it must be borne in mind that its colouring should be carefully placed both for growing and cutting, and on no account must it be planted near other red or pink Roses. It should stand with *Madame Alfred Carrière*, that splendid white climber, with *Una* (a fine semi-single), or with *Gustave Regis*, indeed with any of the whites or yellows, and it will reward the care given and its insinuating beauty will delight the heart of the artist and garden lover.

Although I have dwelt at such length on the beauty of single and semi-single Roses, it must not be supposed that there is not plenty to appreciate in the lovely Teas, Hybrid Teas and Hybrid Perpetuals, which adorn our gardens and give a wealth of bloom and scent, and which justify the poets' epithet "The Queen of Flowers." They do indeed reign in their full pride at the end of June, and are the prime favourites, eclipsing even the Delphiniums of heavenly blue. Could anything equal the beauty of a half expanded bud of *Gustave Regis* or of *Belle Siebrecht* for colour or form! This latter, by the way, is best grown by obtaining the climbing variety which can be cut back and pruned into a dwarf at will. I have thus found it so much more vigorous than the "dwarf," but if allowed to grow up a

post about six feet high it will flower all up its stem and is just Teas and at the right height for the eye to see its beauty to perfection. Hybrid When grown taller it is lost "in the clouds," for it stands up Teas stiff and straight and points its loveliness to the unappreciative sky instead of to the ardent gardener below, like many of the more drooping climbers.

No garden worthy of the name is complete without the dear *La France*, and the more we have of it the better, though many of the more recent Roses have a subtle colouring of which our old friend cannot boast.

<i>Madame Abel Chatenay,</i>	<i>Viscountess Folkestone,</i>
<i>Prince de Bulgarie,</i>	<i>Duchess of Portland,</i>
<i>Maman Cochet,</i> both pink	<i>Marquise Litta,</i>
and white,	<i>Pharisaer,</i>
<i>Madame Jules Grolez,</i>	<i>Madame Jules Graveraux,</i>
<i>Frederick Haarms,</i>	<i>Killarney,</i>
<i>Antoine Rivoire,</i>	<i>Peace,</i>
<i>Madame Eugenie Bouillet,</i>	<i>Perles des Jaunes,</i>
<i>Madame Berkeley,</i>	<i>Louis Van Houtte,</i>
<i>Madame Lambard,</i>	<i>Amateur Teyssier,</i>

are all of perfect shape, both in bud and full flower, and splendid for cutting.

The many good kinds which are to be seen in our gardens are almost innumerable, and fresh ones appear every season, so that a certain amount of discretion and restraint should be used by those whose ground is of no large acreage, otherwise in a few years the problem will present itself as to how we can find room for those which are newly introduced to us, and which it is felt we cannot do without. Of recent years I have entirely

Plan for
Rose
Garden

had to do away with mere vegetables in the garden, so as to get space enough for flowers, and have even sacrificed an excellent Asparagus bed for Roses, and I do not regret it; and the Strawberries are now condemned.

There is an important point in the planting which should not be overlooked in a "Rose garden" when it is to be made in a set design. In forming the symmetrical garden the admixture of too many kinds of Roses is a mistake, and will lead to a poor result. It is much better to select a few of the showy and more beautiful and put them in quantity, and indeed all Roses, either growing or cut, look best massed together. Thus a circular bed of about ten feet in diameter, with four poles two feet apart in the centre, or some erection of ironwork (of which there are quite nice kinds in the market) might be planted with climbing and dwarf *Belle Siebrecht* and nothing else. Round this centre bed a grass walk of five feet wide or more, and eight segmental beds struck from the centre outside the walk. Four of these beds (five feet wide) I would like to see planted entirely with *La Rosière*, and the alternate four with *Madame Abel Chatenay*. These two will blend their colourings and enhance each other's beauty. *The Rev. Alan Cheales* and *Anna Olivier* are both floriferous and showy, as also are *Frau Karl Druschki* and *Captain Christy*, *Viscountess Folkestone* and *Caroline Testout*; indeed, any two Roses can be selected for this purpose if their colours be harmonious. In these eight segmental beds poles for climbers could be placed, and I would have only one kind of climber used all round this circle, and no Rose, I think, could be more suitable than *Madame Alfred Carrière*, as it is a fine "doer," and being white, will suit excellently any of the coloured which may have been selected for the beds.

HYACINTHUS CANDICANS AND TEA ROSES.

NACKINGTON, CANTERBURY.



Another grass walk might now be allowed, and outside Plan for this a series of eight or more in beds, any shape suitable, either Rose segmental or otherwise, and these should be planted with two kinds of Roses only, and two climbers alternately. Thus the whole arrangement would consist of only eight colours :—

- (1) *Belle Siebrecht*, in centre bed.
- (2) *La Rosière*, and (3) *Madame Abel Chatenay*, with (4) *Madame Alfred Carrière* to climb.
- (5) *Viscountess Folkestone*, and (6) *Caroline Testout* for outer beds.
- (7) *Blush Rambler*, and (8) *Hiawatha* as outer climbers.

All the poles for climbers could, if desired, be connected by chains from the tops, both all round the circles and across to the centre, to which chains in due course the Rose shoots would be trained. This design could be equally well carried out in square or oval beds, or, indeed, in any shape according to taste and surroundings, but in any case it were well to have the grass paths as broad as can be allowed for.

All the beds could be thickly planted with one or two kinds of Violas or Mignonette, and with Scilla and Crocus bulbs, which would give an excellent mass of colour in the spring without harming the Rose bushes.

The climbing Roses for the posts and chains will not show their full effect until their third season, though if doing well the Rose garden will look quite satisfactory before this, as the bushes will give plenty of colour their first year. It is unwise to be in a hurry, for patience is one of the chief essential attributes of the good gardener, and if we are too anxious to get an effect at once we will run the danger of crowding and bad planting.

Planting I have put in climbers five feet long from which I have
Climbing had some show the first summer after planting, and it has
Roses taken three years since for them to reach the top of their poles,
 whereas some climbers cut within a foot of the ground when
 planting threw up new shoots ten feet long the first season, and
 bloomed excellently the following year. So that by sacrificing
 a poor effect at first you will obtain something much more
 satisfactory later.

It is also wise to look forward to the future in considering and placing the poles for climbers. A light pole or bamboo frame certainly has a more pleasing appearance when the Roses are but slightly grown, but in the course of a very short time it will become too slender and shaky for the thick growth, and then the renewal and strengthening is a difficult and sometimes disastrous job. There is no doubt that a new pergola, or series of poles of thick wood or brick, will look bare at first, and even ugly and unpleasant in an old garden, and will cause much adverse comment from ungardening friends, but when the foliage has clothed the unsightly uprights your wisdom and patience will be rewarded by the happy knowledge that your beautiful roses will not be blown down completely (which I have known to happen) by a summer storm, for the resistance of the thick growth during a high wind is such that great strength is required for its support.

The dark velvet of *La Rosière* is a never-failing joy, and this Rose may be highly recommended as the very best dark one. We are sometimes told that its synonym is *Camille de Rohan*, but I believe this is a mistake. They are quite distinct in habit, though similar in colour. When *Camille de Rohan* does well and produces a really good bloom—a rarity in many

FORTUNES YELLOW ROSE AND BLUE AQUILEGIA.

NACKINGTON, CANTERBURY.



gardens—it is undoubtedly an excellent full dark red Rose, and the most fastidious could desire nothing better of its kind, but it is uncertain, and will produce many stunted, brown, and half-formed blooms before a really good one is obtained; whereas *La Rosière*, under the same treatment and conditions (*i.e.* budded on Briar stock), I have found so much more satisfactory that it can be relied upon to give you a profusion of well-formed flowers, and is of such a strong and accommodating habit that whether carefully and hard pruned, or allowed to grow up and about at will, there is still to be seen a plenty of Roses that are of that lovely dark and velvety red, which calls forth an exclamation of appreciation from all who see them. The above-named Roses are all excellent doers here, and are of strong constitution, and may therefore be said to be the prime favourites of their respective kinds.

There are two especial Roses which should be in every garden, either one specimen bush of each or, where it is possible, a hedge, according to the space available. They are the two gems arrived at by crossing with Rugosas, and although they may be well known to many people, their names must be impressed upon all who have the blessed opportunity of growing roses—*Conrad Ferdinand Meyer* and *Madame Georges Bruand*. What can be more vigorous, more beautiful, or more sweet. The former is a large, full, round, silvery pink, the scent from which will, when cut, pervade the whole room—the real old rose perfume; and the latter is a loose, white Rose, exceedingly floriferous, and having a scent quite different, but very sweet. A hedge of these two Roses planted, not alternately, which would become patchy, but mixed together in no set order, will take perhaps three years to grow into a fine thick and lovely

Rose division between one part of the garden and another. They
Madame will require little or no support beyond a preliminary stake
Plantier and about four feet high, and require no pruning whatever. A
Rose judicious amount of tying down to a rail running along from
Hedges one stake to another will help them, and prevent their injuring
each other's shoots when blown about in a wind, for they are
very, in fact horribly, thorny, like all the Rugosas.

When on the subject of thorns it may not come amiss to state that the old saw or proverb, "No rose without a thorn," is no longer true, for I know of one at least that is perfectly and obligingly thornless—*Madame Plantier*. I am the happy possessor of a large bush about ten years old—not very enormous, for it is not a climber. It is about seven feet high and twenty-eight feet round, and has been allowed to have its own way, and as the innumerable blooms expand in small clusters, the thin upstanding stems arch over and form sprays of a pure whiteness unsurpassed. When the flowering is over, the new growth will spring from the ground, and the old wood forms the natural support for the following year. The scent is as delicious as any Rose in the garden, and is like the clean scent of rose-water.

Madame Plantier, too, will form a low and thick hedge in time, and will, when in full bloom, be a mass of white on both sides. In gardens where there exists an evergreen division between the useful vegetables and the more pleasant and interesting places, the addition of suitable climbing Roses would sometimes be a valuable improvement. It is true that a really old and well-clipped Yew hedge gives a sense of repose, and requires no adornment whatever, and it is best left to its own serene quiet beauty, but I have seen a Holly hedge wreathed with *Dundee Rambler*, whose slender branches clung to and

pierced the living support, giving a charm with its graceful Ayrshire growth, and superadding a beauty by its blossoms entwined Roses amongst the Holly leaves. All the Ayrshire Roses are suitable for this purpose, as they have a slender growth which, in contrast with the sturdy branches of an evergreen, is pleasing at all times of the year.

It is impossible to mention all the Roses which in their turn are pronounced "My favourite," for each as it appears in full beauty seems more lovely than the last. The true gardener, fickle lover that he is, should grow as many as he can find space for, that he may wander as the mood will take him, here and there from Rose to Rose, and in happy moments of imagination feast on a very Nectar and Ambrosia of scent and vision, and take his fill of happiness.

FRANK GALSWORTHY.

ROSE NOTES

Rose and
Hyacinthus

LONG ago gardeners decided that, if only one flower could be grown in a garden, that flower should be the Rose, and this not only on account of its beauty and scent, but because many kinds are hardly without flower for six months, and a few can be counted on for eight. The saving of labour and expense, too, may be considerable. If beds are well filled with Roses, there will be no need to grow annuals, or the more troublesome biennials, or the bedding-out plants, which require a greenhouse to winter them. Once Roses are properly planted, very little labour is needed: in spring, only the digging of the bed and pruning; in summer, relieving them of dead flowers and straggling shoots, and possibly the administration of a dose or two of liquid manure or bone dust; in autumn, the covering with manure to protect them through the winter. But, even without such care, in what kindly fashion they will grow year after year! If time can be given, many another flower can be effectively bedded with them. The sketch suggests a very easy way by which a wealth of bloom may be secured in August, when Roses are resting. The Hyacinthus bulbs can be planted in February, if the weather is open, or in March, and are particularly pretty among rather tall old Teas, either set singly all over the bed, or in clumps wherever there is room. In August their graceful white bells rise above the Rose foliage and last for some weeks, and if the plants are well fed, second or even third spikes of bloom will be sent up. As they are too greedy, it is not wise to mix them with young Roses. Another

good plan is to plant them round the tumbling, bright pink clusters of *Dorothy Perkins*, or of *Blush Rambler*, both of which are at the height of their beauty at the end of July or the beginning of August, and which look all the better if grouped with white ; or they may be planted with *Hydrangea paniculata*, so that the tall, lily-like forms of the Hyacinthus may lend their grace to the heavy falling plumes of the Hydrangea, and carry on this charming white effect through August and September. In autumn, when their foliage has died, they should be lifted and stored for the winter.

The Gladiolus is equally easy of management in the rose bed ; the bulbs should be planted in the spring, and will profit by the rich soil. For a succession they should be put out at intervals of a few weeks from April to June. The colour of course must be carefully considered : there are very few, except pure white, with which the bright scarlet *Gladiolus Brenchleyensis* will not clash ; but the hybrids of *Gandavensis*, or of *Childsii*, in selected shades of pink and cream, and many of the *Lemoinei hybrids*, especially the beautiful purple ones, blend charmingly, nor do their straight, sword-like leaves interfere with the Roses, or steal their air or light. The early flowering sorts, such as *Bride* and *Peach Blossom*, may be used too, but are not nearly so valuable, as they flower in June and July, when the Roses are in their prime. Moreover, they are hardly tall enough to surmount the Rose green.

Tulips, above all, mix admirably with Roses ; for their effect is much enhanced by the green and bronze shoots of the bushes. The short early varieties may be placed in the front of the bed, and the tall later varieties behind.

In beds of vigorous, loose-growing Roses, such as Briars or

Violas Rugosas, Daffodils may relieve the bareness of the ground in
among spring. If many bulbs are planted in the autumn, the winter
Roses dressing of manure must be restricted, and the bed may be covered
instead with burnt rubbish. Through the summer, soot and
guano may be sprinkled alternately on the soil for the rain to
wash in.

If the beds be filled with Violas, a yet more continuous stream
of flowers will be gained. If there is room, it is an excellent
plan to have both old and new plants of Violas ; the old will be
solid cushions of bloom through April, May, June, and, if the
weather is not too hot, a part of July, when they should be cut
back, well watered and mulched, to give them vigour for their
fresh shoots. The cuttings, taken the previous autumn, should
be planted out as early as possible, but will have all their growth
to make before they can be really effective, and seem to be at
their best about July. The strongest plants are made from
cuttings planted out in the open ground and left with no pro-
tection through the winter, for in a frame they are apt to get
diseased or to rot off. It is best to limit oneself to four or five
good kinds, or to plant one sort only in a bed, so that the pale
mauves may be set off by the deep purple, and the white or
cream be seen against the mauve. The varieties vary a good
deal in their strength and power of flowering. Here on a
hot, dry, unsuitable soil the following kinds have done best :
Snow Queen and *Skylark*, white with mauve edge, the strongest
growing of all ; *Maggie Moore*' and *Queenie*, a light and a darker
shade of mauve, and *Purple King* ; but it is as well for every
gardener to learn by experiment the kinds that are most luxuriant
on his own soil.

The smaller the garden, the firmer should be the determina-

tion of the owner not to be led into buying non-perpetual Roses, Non-
 but if there is space, no one can afford to do without the many perpetual
 lovely climbers—Wichuriana, Rambler, and Polyantha hybrids, Climbing
 or the Scotch, Austrian, and Penzance Briars, which shower Roses
 themselves in bloom once in July and then come to an end for
 a whole year. New varieties, such as *Goldfinch*, *Snowstorm*,
 and Paul's *Waltham Bride* are constantly appearing to tempt one.

Among these non-perpetual Roses must be included, above
 all, *Fortune's Yellow*, of which a sketch is given. It is one of
 the earliest and most beautiful of all climbing varieties, but
 belonging to the south it needs warmth and sun, and will not
 favour every garden with its full beauty.

The Wichurianas have a special claim on account of their
 graceful and rapid growth, their delicate foliage, which is often
 nearly evergreen, and their variety of colour and form. The
 writer can recall plants only three years old, which have climbed
 a nine-foot paling, covered a trellis roof seven feet wide, and
 are now falling in lovely trails down the farther side. From
 root to tip they are clothed in glossy green, and, except for the
 first few feet, with flowers also. The following kinds are the
 best for such a purpose:—

<i>Ruby Queen</i>	—A vivid rose pink.
<i>Paul Transom</i>	} All shades of soft salmon pink.
<i>René André</i>	
<i>Elise Robichon</i>	
<i>Albéric Barbier</i>	} White with yellow buds.
<i>Gardenia</i>	
<i>Francois Foucard</i>	

All these are large flowered and very sweet, as the Tea-rose

Non-perpetual Climbing Roses strain, with which the parent *Wichuriana* has been crossed, comes out strongly. Among the smaller-flowered, less sweet sorts, *Dorothy Perkins* and *Lady Gay* are the best, with clusters of bright pink flowers almost identical in colour. Among the singles, *Jersey Beauty*, a full cream, and the parent *Wichuriana*, white, rank highly. Perhaps their happiest use is as trailers on the ground, since many roses grow upwards, and few clothe gracefully a level surface.

A large patch of Daffodils or Tulips in a wild garden, or in a border, may have their dead leaves hidden by the long branches of these Roses, and a lovely tangle of colour may be achieved, by treating some plants as bushes, some as standards, and others as creepers. For that great difficulty in a wild garden—the edge of a bed which refuses to look natural—they are again invaluable, as they cover quickly with their graceful sprays the ugly line between the dug earth and the grass, and almost any plant will look the better for rising from their fringe of green. Delphiniums of a clear pale blue look particularly well above the pale pink *Paul Transom* or *René André*, and groups of Canterbury Bells, or of *Campanula grandis*, or *C. macrantha*, blend naturally with them. But many Roses, beside the *Wichurianas*, are useful for this latter purpose. *Electra*, a creamy yellow, is one of the best, as its branches arch and its flowers grow erect, so that it forms a well-shaped bush without any support. *Dawn*, like a glorified Wild-rose, *Psyche*, *Hélène*, and *Flora*, all pink, will mix with many of the well-known white ones, such as *Thalia*, *The Garland*, *Splendens*, etc. *Psyche* and *Madame D'Arblay* flower together and blend well, as do also, a month later, *Dorothy Perkins* or *Blush Rambler* with *Aimée Vibert*. Arches of these Roses, two or three feet



THE MONTHLY ROSE FELLEMBERG.

BALCASKIE, FIFESHIRE, N.B.

wide, made of a double set of posts, are useful in the wild garden for breaking some straight path, or for leading the eye to some hidden beauty beyond. The two single Roses, *R. macrantha* and *R. brunonis*, should be grown together. The first has large single white flowers, blush buds, and heavy dark foliage; the second has delicate, pure white clusters, distinct gold stamens, and finely cut leaves of a soft blue green. *Una*, a large single white, is lovely for arches or pegging, and may be placed alternately with a full pink rambler like *Leuchtstern* or the noisette *Papillon*. A few of the larger flowering Roses, such as *Captain Christy* and *Caroline Testout*, in their climbing forms, look all the better when mixed with some of the small white clusters.

Single
Roses and
some
Perpetual
Climbers

Perpetual climbers of the Rambling type are much more difficult to find—old-fashioned kinds there are, but very often their names have been lost. A white, with a noisette-like growth and scent, flowering in September in Scotland, and the pink one illustrated on the opposite page, I have been quite unable to trace. This pink Rose, grown against an old fruit tree and almost overpowering it, is singularly attractive. It flowers early, produces wonderful heads of bloom in August on strong canes like a *Crimson Rambler*, and continues till Christmas. If planted against a wall, it will grow to a great height, but it is seen to greatest perfection perhaps when standing alone, with room to spread and tumble its great shoots around. At St Anne's a pretty, semi-double white Rose, *R. pissardii*, was growing near by. This makes a charming pillar and is also perpetual. The new *Trier*, a white cluster with a warm tint of coppery pink in the buds, is also said to be perpetual, but so far with us the young plants have only produced a

Perpetual sprinkling of flowers in the autumn. *Perle des Neiges*, belonging to the dwarf Polyantha class, climbs enough to make a good Climbing pillar. *Perpetual Thalia*, white, should be useful, and *Alister Stella Gray*, white with orange tints and buds, and *Aimée Vibert*, have both proved their merit. *Paul's White Pillar* also produces a few flowers in the autumn, and *Stanwell Perpetual*, a Scotch Briar, can be counted on for a renewal of its small blush flowers with a scent like Attar of Roses. But there is a real need of good, perpetual, rambling Roses in all colours, so that some of their July wealth should linger with us the rest of the year. Among climbing Hybrid Teas and Noisettes the choice is much greater, and schemes could be made for a pink and white pergola, or white with all shades up to orange, or a wholly red one, which would be perpetual.

The following Roses are suitable:—

White

Madame Alfred Carrière—the best of all.

Gustave Regis
Emilia Plantier
Celine Forestier } For low pillars.

Alister Stella Gray.

Aimée Vibert.

Lamarque—needs a warm position.

Climbing Kaiserin Augusta Victoria.

Pink

Papillon—colour varying from cream to full pink—
it bears large heads of buds.

L'Idéal
Jean André } Copper pink.

PERPETUAL CLIMBING ROSE, WHITE DAISY, AND
ANAGALLIS GRANDIFLORA.

ST. ANNE'S, DUBLIN.



Duarte de Oliviera—a brilliant copper red, and Perpetual
beautiful foliage. Climbing

Marie Levalley—rose pink. Roses

Zèphyrine Drouhein—pink.

E. Veyrat Hermanos—shades of apricot and pink.

Triomphe des Noisettes—bright pink.

Climbing Belle Siebrecht—bright pink.

Climbing Mme. Caroline Testout—rose pink, very
vigorous.

Climbing Captain Christy—rose pink.

Climbing Papa Gontier.

Yellow and Orange

Desprez—copper yellow.

Madame Pierre Cochet }
Madame Carnot } Rich yellow.

Ophiré—apricot.

William Allen Richardson—cream to copper.

Claire Carnot—copper.

Madame Eugène Verdier.

Billard et Barré—orange yellow.

Climbing Perle des Jardins.

Madame Bèrard }
Rêve d'Or } All very vigorous.
Gloire de Dijon }

Red

Ards Pillar.

Bardou Job.

Grüss an Teplitz.

Monsieur Desir.

Monthly
Roses

Climbing Nabonnand.
Reine Olga de Württemberg.
Waltham Climber.
Field Marshal.
Docteur Rouges.
Noella Nabonnand.

The sketch of the Rose *Felleberg* suggests the great effect of colour which China Roses may give. It was painted in Scotland in the middle of September, when Hybrids and Teas in the same garden were almost bare. The bushes had been pegged in the spring, so as to get flowers both high and low, and the six-foot-long shoots, crowned with great heads of bloom, were of the summer's growth. It is a Rose that needs sunshine to look its best, as without warm light its tint is apt to be magenta in tone. Close by were beds of the old red Monthly, with deep crimson flowers and shoots, and buds of a fine bronze red; pure white Roses like the dwarf Polyanthas, either *Anna Montravel*, or *Perle des Neiges*, would look well with these, and there could be beds too of the old pink Monthly and *Hermosa*. In colouring these two last are the same, but the latter is the stronger grower.

For a small garden, or some space enclosed perhaps with a yew hedge, or a group of beds under the windows, where perpetual colour is felt to be needed, nothing will prove so prolific as China and Polyantha Roses, but if the whole effect of the beds is to be considered, a choice must be made at the first between shades of rose and salmon pink. Those mentioned above rank among the rose shades, and are undoubtedly the most vigorous, but the following salmon pinks are in my view the

most beautiful. *Laurette Messimy*, *Eugène Rézal*, and *Comtesse Monthly du Cayla*, all blend, and rise in the scale of colour to a deep orange red, while *Aurora* and *Queen Mab*, both less vigorous growers, are cream and shaded to apricot. *Irene Watts* is nearly white with tints of salmon pink in the centre, and has the form of a good Tea-rose with a long pointed bud. With these could be grown the Polyanthas, *Perle d'Or* and *Leonie Lamesch*, belonging to the pink and copper tones, or *Colibri* and *Eugenie Lamesch*, white tinged with yellow.

THE LILY

Beauty and use of the Lily

LILIES are among the noblest of all plants, and it is little wonder that their stateliness, grace and beauty have commended them to all ages and all races of the civilised world. They have formed the theme of poets; they have found a place in the symbolic and other art of the painter; they have been enshrined in the best works of many prose writers; and their legendary lore is extensive and of the deepest interest to all students of the fascinating study of folk-lore. To the gardener the Lilies appeal with especial force, for it is the flower-lover who can best appreciate the stateliness, the grace, the exquisite colouring, texture and perfume of so many of these flowers, without whose presence the garden is devoid of some of its principal charms. They give us plants of varying habit, from the fine *Lilium giganteum*, with its stately stems, surmounted by a spire of trumpet-like flowers, or the noble *L. auratum*, the Queen of Lilies, to some of the more humble species, which endear themselves to us by less opulent charms, although oftentimes endowed with glowing colours.

Nor are there many plants of such varying requirements, or which so lend themselves to the different conditions of our gardens and their precincts. They give us subjects for the formal flower-bed; they afford us plants of the greatest beauty for the border; they yield us many beautiful occupants of the shrubbery and wild garden; while in pots they adorn the conservatory or the dwelling, thus bringing their beauties within the reach of all. Even the window of the town house may

have its pot of Lilies, flourishing there, and bringing to that Lilies home the touch of beauty which makes the poorest dwelling a grouped in source of greater enjoyment. One might dwell at length upon four classes these aspects of the Lily, were it not that its several forms and their cultivation call at this time for consideration.

Lilies are varied in their forms, yet all may be said to possess beauties of their own, and each section has some distinctive characters which appeal to some as rendering them of special value.

Their study is much facilitated by the recognition of this, and they have been aptly divided into four or five great groups with distinct features, and, in some cases, requiring the same treatment in the garden.

The divisions generally recognised are the following: the Isolirion, the Lilies which produce erect, cup-shaped flowers; the Eulirion, those which yield funnel or trumpet-shaped blooms; the Martagons, which afford us blossoms which, when expanded, have recurved segments; and the Archelirion group, those Lilies which have horizontal or drooping flowers. Some make a fifth group, called Cardiocrinum, to include those with funnel-shaped flowers, and stalked, heart-shaped leaves.

The first or Isolirion group, while possibly ranking lowest in the estimation of the admirers of the Lily, affords us plants which commend themselves to us by ease of culture, bright colouring, and adaptability to diverse garden conditions to a greater degree than almost any others. The commonest of this group is *L. croceum*, the Orange Lily, known to every one, and which may be taken as representing the form of the flowers in this section.

It can be grown almost anywhere, but is most effective

The Isolirion Group of the Lily and its varieties in the wild garden or the shrubbery, where its flowers are toned down by the greenery whence it emerges. There are some forms of this which are superior to others, but all are glowing orange in their colour, and can be cultivated with the minimum of trouble in sun or partial shade.

Probably next to it in ease of culture are *L. umbellatum* and its numerous varieties. From two to four feet high, these Lilies have large umbels of showy flowers, ranging from yellow to orange and scarlet, and are brilliant plants, and hardly less enduring than the Orange Lily, either in the border, the wild garden, or the shrubbery. Among the best are: the scarlet and yellow *erectum*; the rich, dark crimson *incomparable*; the bright scarlet *sappho*, shading off to orange; the golden yellow *Cloth of Gold*, and the showy *grandiflorum*, with light orange-red flowers in fine heads. Other excellent forms are *Tottenhami*, yellow, spotted red; the tall-growing *maculatum*, orange, spotted red; and *multiflorum*, scarlet and orange. *L. umbellatum* is sometimes called *L. davuricum*, but the true *L. davuricum* (*dauricum* of Kew) is a distinct species of the same group with yellow flowers, flushed with red, spotted with black, and yielding from three to six flowers together.

Next in point of value, although considered slightly more tender, a suggestion the writer has not found in accordance with experience, comes *L. elegans* or *thunbergianum*, of which there are several very beautiful varieties, and which is a more slender and more graceful Lily, suitable either for the border or for planting among grass or other low carpeters.

Probably the greatest favourite in this class is *Alice Wilson*, golden yellow, but it is more expensive than the deeply-coloured *Atrosanguineum*, which is rich red, more deeply spotted; the

dwarf and attractive *Prince of Orange*, apricot yellow; the distinct *pictum* or *bicolor*, orange red, flamed with lilac and yellow-flaked; the late-flowering *venustum*, orange-yellow; and the noble *Van Houttei*, with fine crimson flowers. Some, for its curiosity, like the semi-double one, called *flore pleno*, which has red flowers. There are numerous other varieties, and their stature may be broadly given as from one to two feet.

The other Lilies in this group include the pretty apricot-coloured *Batemanniæ*; the crimson, orange-spotted *bulbiferum*, with bulbils in the axils of the leaves; the scarlet *concolor*; the yellow *Coridion*; and the pretty yellow and scarlet *philadelphicum*. All these Lilies are of easy culture, but all will be benefited by their cultivation in a cool soil with some undergrowth about their lower stems.

A step higher in the ascent of beauty is taken by the plants of the Eulirion group, of which the lovely Madonna Lily, *L. candidum*, may be taken as a familiar example. They are only slightly more difficult to cultivate successfully than the preceding group, and it is difficult to conceive anything more beautiful than many of these Lilies. Some few require pot cultivation, and these will be mentioned in connection with the culture of Lilies under such conditions.

Although *Lilium candidum* is the most common of this class, it is still among the most beautiful, with its wax-like flowers and its graceful and stately habit. Endeared to us by many associations, it is still an indispensable Lily in the garden, although for years it has become liable to a fungoid attack which mars or destroys its beauty. It is so familiar that one need not expatiate upon its beauties. Its varieties are few, but

The the best of these is *candidum speciosum*, with taller growth, Eulirion more numerous flowers, and blackish stems. The double Group of variety, and *striatum* or *maculatum*, splashed with purple, are the Lily and inferior in beauty and are only of worth to the collector. its varieties

Of the other hardy species in this group the best are the noble *giganteum*, one of the Cardiocrinum section, and a variety of *L. cordifolium*, which in many places needs a little shelter from spring frosts, but which is the stateliest of all, with its stems oftentimes ten or more feet in height, and giving fine trumpet-shaped flowers; the handsome *Brownii*, white inside, violet on the exterior; and the fine *L. japonicum* with its varieties of pale yellow, streaked with brown. Then we have the pink *Krameri*; the purple-spotted *Kelloggi*; the yellow, purple-spotted *Parryi*; *Roetzlii*, orange-red; *rubellum*, dark pink; *rubescens*, white, passing off pink; and *Washingtonianum*, white, and passing off lilac or purple. *Longiflorum*, with its varieties, is better suited for pot culture, but many plant it out successfully, as will be seen in the sketch at page 19 showing this Lily in a garden near Dublin. Its best forms are *giganteum*; *Harrisii*, *eximea*; and *Takesima*. These Lilies generally require a good soil, with peat and leaf-mould added where these can be procured. The roots should be shaded by low undergrowth. *Parryi* and *Roetzlii* must have peat, plenty of moisture, and shade.

The Martagon, or Turk's Cap group, is a varied one, and gives us many Lilies of considerable effect in the garden, and of comparatively easy culture, although some are not so easily established as others. Here it may be said that the loss of a single Lily, or even of one planting, is not to be taken as conclusively showing the impossibility of succeeding with that Lily

AURATUM LILY, CORDYLINE, AND WHITE HEATHER.

MOUNT USHER, ASHFORD, CO. WICKLOW, IRELAND.



in one's garden. Some individual plants will live where others of the same species would die. This is specially mentioned, as some of this group are rather difficult to establish.

The
Martagon
Group and
its varieties

The common Martagon Lily, *L. Martagon*, may be taken as typical of this group, and it is one of the most easily cultivated, either in border, wood, or garden. The writer knows of a place where there are thousands of the common Martagon, with many plants of its white variety, in a wood within the policies of a country house. The white variety is very beautiful, and the deep-coloured forms, *dalmaticum* and *Catanii*, are good growers and please many. Growing in the same soil, any good loam, may be cultivated the brilliant vermilion scarlet *chalcedonicum*; the splendid golden crimson-spotted *Humboldtii*, the pretty *nankeen testaceum* or *excelsum*, the fine yellow *Hansoni*, an excellent Lily; the orange-red *columbianum*; the rather strongly-scented, early *pyrenaicum* and its variety *rubrum*; the scarlet *pomponium*, and the fine *monadelphum* and its variety *szovitzianum*.

For moist places, such as near the margin of streams, we may have the showy Panther Lily, *L. pardalinum*, of which there are several varieties, all having the flowers crimson or orange; the fine *canadense*; *Grayii*, and the variable *Burbanki*, a hybrid.

Special mention in this group may be made of *Dalhansoni* and *Marhan*, two hybrids which grow in common soil; a fine form of the latter, named *Miss Willmott*, is very choice.

The last group is among the most prized of all, as comprising the most beautiful of all Lilies, *L. auratum*, which, in its several varieties, is the pride of every garden where it is a success. It grows magnificently in the lovely garden at Mount Usher, co. Wicklow, where the drawing which accompanies

The this was taken. With the majority it only succeeds as a pot Archelirion plant for any length of time; its failure, after the first year or two in the open, being very common. In many places, however, it forms magnificent groups, and it is generally found that the variety *platyphyllum* is the most easily established. For planting among Rhododendron beds it is very suitable, the peaty compost and the partial shade these afford being most congenial. It is unnecessary to describe this fine Lily or its varieties, which are familiar to all lovers of this, the Queen of all Lilies.

The varieties of *L. speciosum*, sometimes called *lanceifolium*, mainly used for pot culture, and not hardy everywhere, are also well-known, and need no description, but it may be mentioned that the Japanese forms, sold sometimes under the same varietal names, are generally superior to the Dutch. The white varieties are most beautiful.

The pretty apricot-coloured *L. Henryi*, with brownish-red spots, and of the same character of flower as *L. speciosum*, is worthy of cultivation in association with that fine species.

The last of this group consists of the well-known Tiger Lily, *L. tigrinum*, which will grow almost anywhere, and whose rich red, black-spotted flowers are known to all. Its best varieties are *Fortunei*, with tall growth, and woolly stems; *splendens*, also tall and fine; and the old double variety, quaint and pretty in its way.

These Tiger Lilies are invaluable in autumn, and a fine picture is presented by associating them with other flowers of the season, such as the beautiful Michaelmas Daisy called *Amellus bessarabicus*, with a background of *Lilium auratum*, or the charming Japanese Anemones, the brilliant colouring of the

Lilies contrasting well with the soft mauve of the Michaelmas Daisy and the beautiful colouring of *Lilium auratum* and the Anemones. Pot Culture of Lilies

It is impossible to overestimate the beauty of Lilies as pot plants, although the perfume of some is too overpowering for small and confined apartments. For the conservatory, the hall, or the large room, well-grown pot Lilies are, however, of great utility, especially where properly grouped with other flowers. The best for pot culture are *auratum*, *sulphureum*, *longiflorum*, and its varieties, *candidum*, *testaceum*, or *excelsum*, *speciosum*, *philippense*, *nepalense*, *neilgherrense*, and *Henryi*, although the majority may be cultivated in pots.

All Lilies grown in this manner should be cultivated in deep pots, and this is especially necessary in the case of such as *auratum* and others, which form roots at the base of the stems, and which thus require top-dressing. A soil composed of loam, leaf-mould, and a little sand is suitable for practically all Lilies in pots, but the addition of some peat is much recommended by some. They should be potted as early as possible when purchased, keeping the bulbs a little below the surface of the soil, and allowing a space at the top for the additional dressings required. The pots ought then to be plunged in ashes in a frame or in the open, and taken indoors when they have become filled with roots.

So beautiful a flower as the Lily deserves much thought given to its arrangement, and more space could be devoted to this portion of the subject than can be afforded. Although it is almost impossible to use it amiss in the garden, yet a study of its beauty will soon show how desirable it is to have its surroundings carefully considered. In the previous pages inci-

Grouping the Lily with other Plants dental references to this question will be found, but a few additional remarks may be appended.

Nowhere does the Lily look so well as amid, and surrounded by, other vegetation, and that principally of a shrubby character.

Planting among Rhododendrons has already been recommended, and it is well to remind the reader that these or other shrubs must not be too tall; it may even be necessary to cut down the Rhododendrons, or to remove them and plant smaller should they become too high for the Lilies. Some of the dwarf species might well be used, and such dwarf growers as *R. præcox* or *R. kamtschaticum* might be named as suggestive of the class most desirable. Heaths are also extremely suitable for all the peat-loving Lilies; while the hardy Azaleas are among the most excellent of all shrubs among which to plant these flowers. The shrubby Veronicas may also be suggested as capital shrubs for grouping with Liliums; and one very hardy Olearia, called *nummularifolia*, makes a close growth of evergreen foliage, and remains in a dwarf state for many years. One may give as an example of such planting as is here suggested, *L. Hansoni* among dwarf Azaleas, Veronicas, or Pernettyas kept low. Then *auratum* is splendid when grouped with young plants of *Hydrangea paniculata*.

As a further illustration of the value of careful study of the best effects, contrast the difference between a group of any of the Lilies against a bare wall with the same with a wall covered with a dark green Ivy. Thus the noble *Lilium giganteum* is quite a different-looking plant with a background of Ivy from what it is against a bare wall, and the lovely



TIGER LILIES AND TROPÆOLUM SPECIOSUM.

KIRKHILL, GOREBRIDGE, N.B.

L. candidum against such a background, or in front of a hedge Lilies and or a group of Rhododendrons, looks infinitely more beautiful Ivy than without such surroundings. *Auratum* also looks extremely effective among some of the Scarlet Lobelias of autumn, such as *Queen Victoria* or *Cardinalis*.

S. ARNOTT.

CAMPANULAS

Campanula
lactiflora

THIS effect of Campanula, Alstroemeria, *Anthemis sulphurea* and *Salvia Horminum* was quite accidental, the *Campanula lactiflora* having been placed in a border of the kitchen garden to grow for stock. It is one of the most decorative of all the Campanulas, so that it is rather a mystery why it is not more frequently seen. It grows about five feet high with us, but in Scotland I saw plants seven and eight feet—the stems branch at the top and produce hundreds of tiny bell shaped flowers of an exquisite pale mauve. In that Scotch garden it seeded itself profusely, but it never does so here and we find the best way to increase it is to take root cuttings in the spring. The colour is so delicate that it will blend with almost any flower, but it should not be placed in competition with Delphiniums or much of its beauty will disappear. I like to see it against white Cluster Roses, or with *Crambe Cordifolia* against the purple Prunus, and best of all with the gold and orange tones of Alstroemeria, against a background of Bamboo or the dark tones of some of the Echinops. It is sometimes forgotten how invaluable a clump of green may be to rest the eye and detach one brilliant group from another, and how many handsome plants there are, either purely foliage or flowering at a later time, which could be used for this purpose in the borders.

These Alstroemerias are difficult plants to introduce as part of some colour scheme, as they resent being disturbed, and gardeners need to make up their minds once for all where they are to grow. They like a warm dry soil, good drainage, and

ANTHEMIS SULPHUREA, SALVIA HORMINUM, CAMPANULA
LACTIFLORA, AND ALSTREMERIA.

NACKINGTON, CANTERBURY.



a light mulching in the winter, and will then go on increasing from year to year, perhaps overrunning the border and becoming rather a nuisance.

Campanulas
as Wild
Garden
Plants

As a race Campanulas may be said to be one of the best of all Wild Garden flowers, looking at home at once. This is partly due to the natural grace and beauty of the well-shaped flowers, generally hanging modestly down but sometimes opening wide to the sun, and partly to the number of wild kinds which are commonly known—such as our own Harebells, the pale mauve *barbata* of Alpine pastures, and *C. medium* our so-called Canterbury Bell, growing on sunny Italian slopes, and handsome even before gardeners took it in hand and increased its size and scope of colour. The white, mauve, and purple tones of Campanulas blend with the green of woodside or field and never look spotty, and the diversity in their heights, ranging from an inch or two up to seven feet, enables one to use them in a variety of positions. The majority of them enjoy shade, and repay the gift of it by growing taller and lasting for an increased period in bloom; others, particularly some of the dwarf varieties, may be grown in the sunniest of spots in the rock garden, or along the edges of stone paths, where they fit themselves into chinks in a delightful way. The genus is a very large one, and nearly all the species are worth growing—my ambition is to have a collection of them, devoting one bit of the wild garden entirely to their growth, and there is no doubt that such a plan would be well worth carrying out. There are dozens of fascinating kinds very little known, which it would be most interesting to try, and most of them are hardy. In these notes I can only attempt to mention a few of those more commonly grown and the most effective.

Varieties of
Campanula

Among the dwarf varieties, only a few inches in height, *cæspitosa*—called also *pumila* and *pusilla*—is a treasure for rock gardens, producing myriads of tiny bells either mauve or white; *C. haylodgensis* is rather larger, and is probably a cross between *cæspitosa* and *carpatica*; *garganica* forms a creeping tuft smothered with starry open mauve flowers with a white centre, and is particularly pretty when it establishes itself in crannies in a wall—*hirsuta* and *hirsuta alba* are two good varieties of *garganica*. Among those a little taller, rising to eight or twelve inches—*rotundifolia*, our English Harebell, and its larger varieties, *Hostii* and *Hostii alba* are both particularly pretty and useful—the stems are stronger than in the type, and produce more flowers; *carpatica*, with large open bells, white or purple, makes effective clumps.

For grouping in semi-wild spots, or for the borders, the best are *grandis*, *persicifolia*, *latifolia*, *macrantha*, and *alliariæfolia*, and the biennials *medium* and *pyramidalis*.

The variety *persicifolia grandiflora* is very lovely, and is perhaps the most perfect in form of any—the bells are large and wide, and are well placed for eighteen inches or more down a firm stalk three or four feet in height. The plants increase so fast that they must be divided every second year to keep them in good condition. The double form *Moorheimi* is effective at a distance for borders, making a denser mass of flowers, but all the grace of the large open bell has vanished, and to me it appears mostly useful as evidence that Campanulas should be left undoubled!

Campanula grandis (syn., *latiloba*) runs the *persicifolia* close for effect, though it is never so graceful. It bears long dense spikes of flowers set close to the stem and more starry in



CAMPANULA PYRAMIDALIS.

NACKINGTON, CANTERBURY.

form; it also needs frequent division, and any little bit makes a flowering tuft very quickly. For the wood or wild garden it is invaluable; clumps of the purple look magnificent with white Foxgloves, and the white can hardly be out of place anywhere in the borders, and is just the right height for grouping with *Delphinium belladonna*.

C. alliariaefolia, flowering in July with all the other kinds just mentioned, makes a tuft of heavy dark foliage, and sends up graceful sprays of white bells a foot or more in height with tapering buds. It possesses the great advantage, for a Wild Garden plant, of seeding itself freely.

Campanula latifolia,—a wild British plant, mauve, and about four feet high,—is useful, especially for damp half shady places, but its variety *macrantha* is, for the Wild Garden, the best of all. To realise its beauty it must be seen in the north of England or Scotland, where the shoots are five feet high surmounted by strong handsome heads of flower—the bells a beautiful shape, long and narrow, and either white, mauve, or purple.

One other perennial variety must be mentioned, *C. Burghalti*, for its plum coloured tone, is unusual among Campanulas. The bells are large and long like *macrantha*, but it is only of medium height and rather stiff in growth.

The two biennial Campanulas, *medium* and *pyramidalis*, must of course be grown. Both are best sown in the spring, and if the young plants are pricked out in a nursery bed they make large plants for putting in their permanent places in the autumn, or if necessary they can be left to the spring, but in our dry climate I find this always checks their growth a little. *C. medium* has been much improved of late years—seed of white,

Campanula pale pink, mauve, or purple can all be bought separately, medium and which is a great aid to successful grouping. At Godington, Pyramidalis near Ashford, they are grown in an unusual and picturesque way, quantities being planted in long grass under trees, and though it is some labour to prepare the holes for them every year, it is labour well spent. In sunny places they seed themselves and come up year after year, taking, for instance, possession of some of our railway cuttings, and making them gay with colour, though the individual flowers are not big.

C. pyramidalis is even more useful for pot culture than in the border, as it can be grown in that way to much greater beauty. The young plants should be potted up in the autumn and kept in a cold frame through the winter. In the spring a few doses of liquid manure should be given, and when they have thrown up their flower spikes it is a great advantage to put them for a time in a cool house. This elongates the stems wonderfully so that long graceful sprays of bloom 6 feet or more in height are produced, and if the dead flowers are removed these will last in the house for two or three months. For outdoor use they should be put in their permanent places in the autumn, and will grow in either shade or sun, flowering in August a month after most of the Campanulas. They often sow themselves delightfully on walls, or at the edges of gravel paths; these vagrants are sometimes the finest plants of all, producing eight or ten spikes of bloom and proving apparently that they do better when not transplanted.



A BLUE AND WHITE BORDER.
DELPHINIUM, VERONICA, ANCHUSA, ENGLISH IRIS
AND CAMPANULA.

BLUE FLOWERS

A GROUP of blue, or blue and white flowers, if well placed, Clear Blue
will be always a feature of great beauty in the garden and Flowers
most restful to the eye. Its cool tone harmonises, like the
sky itself, with other colours, and, if used in the wild garden, blends
with the surrounding landscape of wood or field, beautifying and
completing the picture without forming any vivid contrast.

Flowers of a real clear blue are rather scarce: deceived by
some alluring description, one is frequently led into procuring a
plant which turns out in the end to be mauve or purple. These
disappointments cause the blue with no trace of pink in its
composition, like the tint of Water Forget-me-not or Gentian,
to become doubly precious. Such treasures, however, are to be
found for every season of the year. In spring, for instance, we
may have *Chionodoxa Luciliae* and *sardensis*, *Scilla sibirica*, several
of the *Muscari*, but particularly *Heavenly Blue* and *conicum*, all
the Forget-me-nots, some of the Borages and *Omphalodes verna*,
while on the verge between blues and mauves are *Anemone*
blanda and *apennina*. In May a rare little plant, *Pentstemon*
cæruleus, from the Western States of America, bears flowers of
pure Cambridge blue, a gem for colour. For summer there are
lovely annuals, such as the pale sky-blue *Nemophila insignis*,
Love in the Mist—particularly Miss Jekylls' deep variety—
Cornflowers, *Phacelia campanularis*, and the big blue Pimpernel
(*Anagallis grandiflora*); for perennials we may have Anchusas,
Veronicas, Lithospermums, Mertensias, the turquoise *Meconopsis*
Wallichii, Lobelias, Gentians, *Linum perenne*, *Salvia patens* and

Hydrangea *Salvia azurea grandiflora*, Delphiniums, etc.; and among and creepers are many varieties of Ceanothus and the lovely *Ipomœa* Veronica *rubro-cœrulea*. For autumn Hydrangeas, Agapanthus and Plumbago are invaluable. Hydrangeas are very adaptable, thriving either in open sunny spots or in the shade of a wood. They are not hardy everywhere, and are more generally grown in Cornwall and Devonshire, but they do well here too. One fine old plant in a cottage garden is smothered in blue flowers every year, and, setting a fashion in the village, has supplied many an offspring to the front plots. Agapanthus and Plumbago need the shelter of a greenhouse in winter, but in summer look well standing out in tubs. They flower here till the end of October, blending harmoniously with the reds and purples of the various Vines. The Vine *heterophyllus humifolia* supplies, by the way, a wonderful touch of turquoise blue in its berries, if only there is sun enough to ripen them properly.

The sketch illustrates a summer effect of Veronica, Anchusa and Delphinium, grouped with *Campanula grandis* and purple and white English Iris. Many of the herbaceous Veronicas, of which some flower early in the summer and some later, are a beautiful blue. *V. amethystina*, the variety illustrated, grows two to three feet high, and produces crowded spikes of tiny bright blue flowers at the end of June. *V. gentianoides*, an earlier variety with close dark green foliage, and pale blue or white spikes of flower about 10 inches in height, is a good rock garden plant, and I have seen it charmingly used as a foundation to a bed of Darwin Tulips. *V. prostrata* is a still better carpeting plant, making literally a sheet of blue in June, if on a soil it likes. Here, on our chalk, it refuses to grow, but seems to

thrive on sand, loam or clay, and may be freely used to carpet rose beds, edge paths, or trail down banks with the silver-leaved *Cerastium tomentosum*. *V. longifolia subsessilis* produces handsome deep-blue spikes of blue in July; while, among many others, *spicata* and *incana* must be mentioned as useful dwarf varieties.

Anchusæ
and
Delphinium

The Anchusas belong to another race of very useful blue plants. *A. italica* is the best of all, and may be procured in three distinct shades—a rather common dark blue, a full cobalt now called the Dropmore variety, and a pale shade. Plants can be quickly raised by sowing in the spring, if ripe true seed can be procured, but the safest and most satisfactory means of increase is to take root cuttings in the spring. Though not nearly so beautiful as Delphiniums, they vie with them in popularity, owing to the earliness and the length of their flowering season. Well-established plants should be five feet high, and make a rich display grouped with *Iris Orientalis*, white Canterbury Bells and *Campanula grandis*.

Delphiniums are too well known to need much comment, but perhaps it is hardly realised enough, how quickly they may be raised from seed. A good strain should be secured, and if sown early the plants flower in the autumn, so that the good varieties can be at once selected and the bad thrown away. Much has been done of recent years to improve both the length of the spike and the size of the flower, and there are now a number of named varieties.

The following list of Delphiniums may perhaps be found useful, if a start has to be made with bought plants.

Belladonna

A lovely pale blue. Dwarf.

Delphiniums	<i>Persimmon</i>	}	Clear pale blue with a white eye.
	<i>Queen Alexandra</i>		
	<i>Celeste</i>		
	<i>Lord Kitchener</i>	}	Rather fuller in tone.
	<i>Yvette Guilbert</i>		
	<i>Chatterton</i>	}	All pure French blue.
	<i>Voltaire</i>		
	<i>Amy Henderson</i>		
	<i>King of the Delphiniums</i>	}	Purple blue.

In the Wild Garden, Delphiniums are beautiful when grouped with white Willow Herb, Foxgloves, and any of the white Campanulas that may be out at the same time, or they may be massed against the creamy plumes of *Spiræa ariæfolia*, or the towering heads of *Crambe cordifolia* and its multitudes of tiny white flowers. They form too a delightful picture rising from a tangle of Wild Roses, or any delicate pink Roses, such as *Dawn*, *Euphrosyne*, or *René André*. For herbaceous borders they are quite invaluable. They should be grouped above all with Lilies—the white Madonna, the yellow *Colchicum*, the orange *Croceum*, the more orange-red *Pardalinum*, and the buff *Testaceum*. They look magnificent, too, against white Cluster Roses, or standing in a bed above the creamy flowers of *Gloire Lyonnaise*, whose boughs should be pegged down between them.

Flowers of a warm cream tint look even better than white near blue, particularly the warm shade of *Escholtzia*, but flowers of this colour are rare. It is extraordinary how well some purple and mauve blossoms blend with clear blue ones.

As a rule some contrast is a help, such as the dull purple of an English Iris against the pale blue of *Nemophila*, but I have been surprised this year to see how well a mass of *Linum perenne* has looked near the mauve *Nepeta*. Both plants last long in flower, are never untidy and are easily increased—the *Nepeta* by cuttings in the autumn or by dividing the plant in the spring, and the Flax by seed. The Flax begins to flower here in May as a companion to *La Merveille* Tulip, and makes a charming contrast to the brilliant orange vermilion flowers of the latter; in July it and the mauve *Nepeta* form a cool mass below the bright rose-pink of Penzance Briars; a month or so later it is still pretty amongst white Larkspurs and Mallows. *Nepeta* I have seen successfully used as a bedder; its soft grey green is never untidy, and it makes a fluffy carpet of soft colour which is very useful as a foil to vivid beds of Begonias or *Lobelia cardinalis*. It is effective also as a perennial, if grown in sufficient quantity. It blends well with Irises, and a wide belt of it makes an admirable foreground to clumps of annual blue Larkspurs, white and blue Lupins, *Campanula grandis*, *macrantha* and *persicifolia*, and other flowers of the same cool colour.

Some effects of Mauve and Blue Flowers

.CREEPERS

CLIMBING PLANTS

WHEN the beauty of our gardens is so largely dependent on the climbing plants that veil walls and fences, and break the monotony of flat beds and borders and stretches of lawn, it is well at times to cast aside cut and dried rules and regulations, and reflect for a moment how nature herself plants them. Close at home what is more charming than the wild Honeysuckle that wreathes the solitary Holly or Hawthorn standing out on the moor; or the Briony's scarlet berries among its trails of shining heart-shaped leaves; or the Wild-rose that has climbed a wayward course till its pale blossoms shine like stars from the branches of a tall Scotch Fir? While if we go further afield, the climbing Palm and a hundred wonders of the tropic forest, the wild Vine flinging its graceful tendrils over every tree beside the railroad in the Middle States, or *Bignonia radicans* hanging its gorgeous scarlet trumpet flowers over the rough "snake fence" beside a sandy roadside in Georgia, give climbing plants a special charm and significance for those who have seen them rejoicing thus in their native lands. And certainly such suggestions from the best of teachers should make us pause before we nail a Crimson Rambler closely to a hot wall, when it is longing for tree or trellis upon which to run riot at will.

Of all garden creepers the Rose and the Clematis stand at the head of every list, and the exquisite combinations of colour, which can be produced with these two alone, are endless. For instance, a magnificent effect is given by grouping together *Dorothy Perkins*, *Ceanothus* *Gloire de Versailles*,

Clematis and deep purple Clematis, or *Clematis montana* and red Rose, and Rose of which a sketch is given. Though the modern pergola for the —often bearing but little resemblance to the real thing—is Pergola somewhat done to death in small gardens utterly unsuited to such erections, it lends itself admirably in more spacious grounds to the growing of climbing plants according to their natural tendencies. The Rambler Roses which lose half their beauty—and health—when trimmed and pruned and nailed into neatness, here find the chance they desire, to roam according to their nature. But in planting a pergola it is well to bear in mind that, delightful as the Ramblers are, their season is comparatively a short one, and that a pergola bare of blossom by the middle of August is but a dreary sight. This, however, may be avoided if we make a judicious mixture of autumn flowering Roses with them; while even the summer Rose's season may now, thanks to the many new varieties, be spread over a good three months. Beginning with Ayrshires and Penzance Sweetbriars in May, the whole tribe of Ramblers and Wichurianas will carry us on by an exquisite progression through June and July, while the enchanting *Dorothy Perkins* is in full beauty in August. When with these we plant that rampant and beautiful hybrid Rugosa *F. Conrad Meyer*, the crimson *Longworth Rambler*, *Ards Rover*, *Reine Olga de Wurtemberg*, and *Gruss an Teplitz*, the pure white *Mme. Alfred Carrière*, the lemon yellow and buff *Céline Forestier*, *Alister Stella Gray*, *Belle Lyonnaise*, and *Rêve d'Or*, the pink *Climbing Captain Christy* and *Lady Waterlow*, to choose but a few favourites at random among the scores of autumn Roses, we may ensure a constant succession of bloom from April to November. But Roses are not all. If with them we mingle mauve, purple, and white Clematis, their



MONTANA CLEMATIS, HYBRID PERPETUAL ROSE.

.

NACKINGTON, CANTERBURY.

effect is charmingly enhanced. And even in winter the pergola Evergreen need not be quite bare; for the rich glossy foliage of the and other Wichurianas and the old cluster rose *Félicité Perpétuë*, of Climbers for the fragrant *Lonicera flexuosa*, of the yellow *Jasminum odoratissimum* and *revolutum* (both hardy in sheltered places), will keep it green till spring, and the base of some of the pillars may be clothed with the gold of *J. nudiflorum*.

One could wish, however, that the pergola of our gardens might sometimes be put to its original use, and covered with Vines. For few natural objects are more entrancing than the growth of the Vine. And who that has looked up through the translucent green canopy of young leaves in some southern vineyard, while the whole air around is impregnated with the indescribable sweetness of "Flower of the Vine," would not desire, even if never a grape should ripen, to experience that enchantment once again close to home? Besides the Sweet-water that glorifies many a humble cottage in England, there are plenty of hardy grapes which grow perfectly in our northern climate, if not for fruit, at all events for beauty. And one regrets that the little Fox grape, which in the Missouri forests wreathes every tree and bush with fantastic garlands and clusters of small musky fruit, or the handsome *Vitis purpurea* with its richly-coloured foliage, are so seldom seen in our gardens.

The pergola or trellis is an excellent support to that noble climber the Wistaria. But it would be difficult to find any position where it is out of place. Whether on wall or house-roof or fence, or flinging its branches from tree to tree, it is always a welcome sight. To the Philadelphian, Mr Wistar, who introduced it from China, the modern world owes a deep debt of gratitude; and one fondly hopes that the original plant

Wistaria he brought over in 1816, may still be spreading its huge length
and over the old Wistar house, as it was twelve years ago. I came
Clematis upon a delightful colour effect this spring in a very fine old
Montana Hampshire garden. Over a gateway in an old wall a mass of
Wistaria supported on heavy wooden bars was in full bloom; through it a mass of pink China Rose had forced its way upwards; the whole being backed by a Quince tree in flower, while the water of a pond gleamed through the opening beneath. A more charming combination is hard to imagine.

Another admirable background for Wistaria may be seen in a Yew hedge. But Yew is a most effective setting to many creepers. For instance the Flame Flower, *Tropæolum speciosum*, never looks better than when it scrambles over a yew hedge; and it seems to delight in such a support for those dainty leaves that cling with so firm a twist of their slender stalks to every available twig. The invaluable *Clematis montana* too, beautiful as it is in all positions, is singularly attractive when allowed to run wild up a yew tree, and hang its pendant ropes of snowy stars from every gloomy branch.

As on the pergola, so among creepers for other positions, whether on house or wall or fence, a well-ordered succession which even in winter shall give green foliage if they cannot bear flowers, is a point to be considered. And of evergreen climbers and wall plants there are happily many available, besides new Wichuriana Roses, and our old friends the evergreen Honeysuckles. One has seen the grey stone of a house far up in the north of Scotland clothed to the upper windows with the glossy foliage of *Escallonia macrantha*. Euonymus, green, gold, or silver, grows admirably against a wall. The handsome Pyracantha and some of the Cotoneasters, cover the

SOLANUM JASMINOIDES AND CLEMATIS JACKMANNI.

ARDAMINE, IRELAND.



walls of the house with brilliant scarlet berries as well as their dark green leaves. While delicate ivies, if not allowed to become gross, may form a charming close-clinging background for many of the short-lived summer creepers.

Of those deciduous and annual creepers there is no end. And many of the latter, which are too often neglected just because they are annuals, might be grown with much advantage against these sturdy evergreen creepers. We have spoken of the beauty of *Tropæolum speciosum* on a Yew hedge or any other evergreen; and the annual Canary Creeper, and many beautiful varieties of the annual Nasturtium create a delightful effect if used in like fashion. The Indian and Japanese gourds, such as *Trichosanthes anguina* and *Japonica* are of great value. While the whole *Convolvulus* tribe is so beautiful that a place should be found for many of its varieties, especially the well-named "Morning Glories." But though the double rose-coloured *Calystegia hederacea* and the single white *C. sylvatica* are rapid growers with showy flowers, they may become a terrible pest unless planted in some position where they can do no harm; for we have known the roots of *C. hederacea* force their way into drain pipes and under walls with disastrous results. Nor let us not forget the charming white Everlasting Pea. One under my eye at this moment, climbing up a tall wooden fence that is closely covered with the *Wichuriana Evergreen Gem*, is a delight to all who see it; its snow-white blossoms beginning just as the sulphur-white blooms of the Rose are over.

The two beautiful *Solanums*, the purple *crispum* and the white *jasminoides*, if afforded the shelter of a wall, are practically hardy in the south of England. It is worth a long pilgrimage in August to see a large plant of *S. crispum* growing with

Clematis *Choisya ternata* and *Buddleia variabilis*, against a south wall and in a famous Berkshire garden, its masses of handsome purple-blue flowers contrasting finely with great groups of pink Belladonna Lilies. Another charming effect is created by a plant of *S. jasminoides* on an old cottage near by. It was so infested with blight in a little cold greenhouse, that it was allowed to escape through a broken pane in the roof, and has flourished for years against the house-wall beyond, mingling its delicate white blossoms with the crimson foliage of *Ampelopsis Veitchii*. This Solanum is seen at its best in places where the winter is mild. In Somersetshire it festoons the houses up to the eaves, and in Ireland, where the sketch was made of it wreathing a high wall with *Clematis Jackmanni*, the growth is always particularly luxuriant, and the trusses of flowers numerous and large.

But among perfectly hardy creepers a new delight is the little-known *Polygonum Baldschuanicum*; for though it was introduced as long ago as 1888 from Turkestan, strangely enough it has only recently come into favour. This charming plant is invaluable for pergolas or fences, pillars or arches. On a pillar it is particularly effective, its long hanging shoots clothing the support from summit to base with their tassels of pink blossoms, which are borne in great profusion in autumn, just when many climbing plants are out of flower. Its growth is extremely rapid; but happily it does not spread underground like the other knot weeds, which as we know to our cost may become such a pest in the garden. And even if at times it is cut back by severe frosts, the plant itself is so hardy that it will quickly start into fresh beauty. So showy and valuable a climber ought to find a place in every garden.

ROSE G. KINGSLEY.



TPOMŒA RUBRA CÆRULEA.

MILTON COURT, DORKING.

A FEW HALF HARDY CREEPERS

THE Convolvulus, *Ipomœa rubro cœrulea*, illustrated on the opposite page, is quite one of the loveliest of creepers, but it is very tender, and only thrives in a fine summer.

The Blue
"Morning
Glory"

The name is a little misleading, as there is no touch of red to spoil its pure blue colour till the flower commences to fade. One should notice especially the white veins which radiate from the centre to the edge of the blue corolla, their beauty being much more clearly defined on the under than on the upper surface.

The seed should be sown in spring, in heat, and the plants must not be put out till danger of frost is over—early in June seems generally the best time, but May is often suitable. They like a warm, sandy loam, with room to run, and repay a little extra feeding. This sunless year the plants have made no growth at all, and have looked thoroughly unhappy, while last year they grew to a height of ten feet, and were covered with the sky-blue flowers.

The short spell of life allotted to these and other varieties of Convolvulus is their only drawback, but it has earned them the charming name of "Morning Glories." On a south wall their large blue discs will have crumpled into an insignificant twist by eleven o'clock; on a west wall their beauty will last a few hours longer; but if you deny them a sunny aspect they remain stunted and poor in growth. They should be allowed to ramble at will over some other plant, for, like the red *Tropæolum*, they do not enjoy a bare wall, but love to twine

Ipomœa their tendrils round other cool green stems and leaves. It
rubro would be satisfactory if they would grow with some of the
cœrulea rampant strength of the large white Convolvulus, which wreathes
grouped and beautifies our hedges, or of some of the other blue varieties
with other which garland the houses in America and South Africa, but
plants it is a Mexican plant, and needs warmth for its development.
The tropical and fragile look, brought with it from Southern
climes, makes one prefer to group it with other delicate-looking
plants, such as *Swainsona*, with white, pea-shaped flowers, or
with the white sprays of *Francoa ramosa*. It would climb
prettily too upon *Solanum jasminoides*, and I have seen it most
fittingly used with this latter plant in vases on a lawn. If it
were planted on the posts of a sunny verandah, one could watch
its twisted buds unfold from the window, while behind it, on
the partly shaded wall, could be grown white *Lapageria*, or
the sweet-scented *Rhyncospermum jasminoides*. It is perhaps
hardly well enough known that Lapagerias, both red and
white, are almost hardy. They are particularly useful for
the place suggested above, where the roof of the verandah is
solid and little sunshine penetrates. They thrive best of all
in a north greenhouse, where their waxy, bell-like flowers and
glossy, green leaves look well twined round the iron supports,
or clothing the sunless wall.

There are several half hardy annual creepers, which can
be grown under the same conditions as the blue Convolvulus.
Mina lobata makes bright garlands of red and yellow flowers
through August and the early autumn. Trained, as one
occasionally sees it, to a red brick wall, much of its beauty
is lost; it should rather be allowed to clamber over some
bush or creeper which has gone out of flower, or to mix

with the loose white panicles of such a plant as *Clematis flammula*. Half hardy Annual

Eccromocarpus scaber clothes many a humble cottage with its gay masses; in one year it reaches and climbs over the thatched roofs, while on the East wall of our own house it survives the winter as a rule, climbing twenty feet or more, and flowering from May throughout the whole summer. Creepers

Cobæa scandens is another of these useful and very ornamental creepers, which might be more frequently used for our autumn gardens. Although it does not stand the winter out of doors, its growth is so rapid that if planted out in May it will glorify an arch or pillar with its purple and green bells from July till November. It is very useful also as successor to some early flowering Rose, over which it will scramble with delight. I have seen it even transform a fence of wire netting, to the top of which it will run, and loop itself in garlands from post to post. To fill the spaces below, *Maurandya Barclayana*, a Mexican creeper, could well be grown. It has pretty, delicate leaves, and flowers of white, mauve, or purple.

Many greenhouse creepers, not suitable for using as such out of doors, make charming standard plants, which can be sunk in their pots in the grass or beds, as for instance Plumbago, or the lovely *Solanum Wendlandii*, with its bunches of large mauve flowers. This latter is a fast grower, and can be very quickly raised from seed. *Cassia corymbosa* is also useful as a pot plant, but in warm sheltered places in England it stands the winter, and in Ireland covers a wall with rich foliage and bunches of yellow flowers. I have seen growing near it *Teucrium latifolium*, which is described generally as a half hardy shrub, but it does better as a low creeper; the grey silky leaves, and

Half hardy small blue labiate flowers, give a very unusual and pretty effect.

Creepers The large Heliotrope, too, which covers so generously sometimes the whole wall of a conservatory, makes beautiful standards, and scents the whole garden. Plants, such as these, are excellent for filling spaces left in the borders by early summer flowers, and blend with the many yellow Rudbeckias and Heleniums, orange Montbretia, and mauve and white Asters, which belong to the same season. A most attractive border may be made with a dozen plants, standing four or five feet high near the edge of the path, with a groundwork of mauve and white single Asters, Ageratum, and the variegated sweet Alyssum ; or, if more colour is wanted, gold and orange Nemesis will be found to blend wonderfully with these mauve and white flowers.

WATER GARDENS

WATER GARDENS

FORTUNATE indeed is the garden which is beautified by the presence of water, whether it be the silent pool of mystery or a running stream alive with joy, for it is at the margins of these that we can place the moisture-loving plants and revel in their consequent luxuriant growth; and there are so many splendid plants which cannot be successfully grown unless their roots are able to reach down to the water level. It should be the earnest desire of every garden lover to form some water garden, either large enough to be dignified by the name of a pond, or, should space and opportunity prevent anything so satisfactory, a mere cement tank with stone edges and fed by a tap. However small may be the surface of water, if judiciously managed, it will prove one of the most interesting places in the garden. It will be here that you will catch a glimpse of the reflected blue or grey of the changeful sky, and looking into the depths obtain a sense of coolness even on the warmest day. There is also something about a bright colour, when reflected in a pool, that never fails to acquire an added beauty in contrast with the blue of the mirrored sky, and softened down by the slight movement of the water surface as though seen through a veil.

It is for this effect that I would have some water in every garden, and would plant brilliantly-coloured flowers on the brink of a tank or pond, so that we may have a picture of colour not to be obtained in quite the same way by the growing plants themselves. A little insect will come to the surface and

Planting the form a small ripple, or a water spider will skim along, and lo!
Water-edge the whole scene is altered and transformed.

Perhaps the ideal water garden is a natural and shapeless pond with shallow margins, and fed by a narrow stream. If this is surrounded by grass and some trees it will have a beauty of its own which nothing but thoroughly bad management in planting can take away. And yet some of these naturally lovely places are to be seen completely spoilt by the addition of stones all round the edge, obviously brought from a long distance, and quite out of harmony with the surroundings, and placed almost in a circle, with unsuitable plants dotted about amongst them. The effect of this is that the natural beauty is overwhelmed by the artificial additions. It were better to leave well alone, or to do little, than to do it badly. Grass and weeds should grow right down to the water's edge, in which can be planted many of the wild weeds of our river banks. Why should these be despised, or so often omitted and uprooted? They form one of the chief and delightful features of our landscapes, and for shape and handsome growth cannot, I think, be excelled by anything in our gardens.

The yellow and purple Loosestrife (king of purple spikes) and the Willow herb called Rose-Bay, the Marsh Marigold and the water Forget-me-not, yellow Flag Irises and Arrow-heads, the water Docks and Meadowsweet, and many others both for foliage and colour should be planted in quantities. To these, and always on the shallow margin raised only slightly above the water level, may be added among other plants *Primula japonica*, whose brilliant colour amongst the green grass will make a fine effect. All the stronger Primulas that like a wet soil will look well growing out of grass near water, and with

EARLY RHODODENDRON, ERICA ARBOREA, AUBRETIA, AND
PRIMULA ROSEA.



them the rounded leaves of tall spikes of *Saxifraga peltata* and Formation seeds of *Mimulus* and *Limnantes Douglasii* will help to make of a Pond a brave show. Here is the exact place for Gunneras, whose great leaves will make so handsome a contrast with the narrow growth of Rush and Iris.

In forming a pond it is desirable that there should be a shallow margin on at least one side, so that the marsh and bog plants can be given the place they most desire, and should the bank be steep all round, it would be well to take away a large quantity of earth on one side, so as to form a flat and marshy piece of ground, about one foot above the surface of the water; the earth removed for this purpose could be piled up so as to cause a portion of the bank elsewhere to be quite high in places. Upon these mounds a different treatment would be necessary; shrubs and flowering trees and creeping Roses should be allowed to grow and to hang over the edges, reflecting their bright tints in the deep shadows of the limpid mirror.

The interest of a pool or brook is much enhanced, if it be possible to go down to the very edge of the stream, and stone steps roughly placed down the bank, and embellished with gay rock and other plants not particularly requiring much moisture, will invite the wanderer to the water's surface, upon which the many lovely Water Lilies and white Water Buttercup should float. But stones for steps and "rockeries" appear to be stumbling blocks to many, and have led to such appalling results, that I am convinced it were better to refrain from their use altogether, rather than misplace them, so as to form a too artificial result.


A large water garden, made of imitation stone and rocks, with waterfalls and all complete, once suddenly appeared to my

Formation view at a place where there had been a narrow dell amongst
of a Pond trees bordering some meadow land, and it was considered by
some to be very beautiful, and “an improvement”! It is as
well that we cannot all see beauty from the same standpoint,
and I am glad to think that the owner and perpetrator were,
and probably are, deriving pleasure from its contemplation, but
to me it was an unpleasant shock, because it was not in the
least like anything formed by nature. Instead of having a
pond bordered by stones, grass and weeds of all kinds
should be allowed, with the addition of the Royal Fern and
the Lady Fern, and Reeds, Rushes, and Primulas in many
varieties: in such places should be *Ranunculus Lingua*, the
yellow Water Buttercup, whose golden beauty and rich green
are indeed bright ornaments, and where space will permit, some
Willow trees and Alder bushes, and the water Elder should
here and there extend their graceful branches.

Those who have no means of making a water garden best
appreciate the lost opportunities so frequently met with, and to
see a plain round pond, with muddy and sodden edges, “orna-
mented” by the means of a few ducks, is a truly depressing
sight—though even this is better than no water at all, for at
least there is the reflected sky in the moving, if muddy, surface.
But alas! some of us whose gardens are on high ground, where
every drop of water has to be drawn from a cold well, or
caught in butts from the rain-fall, have to be content with a
small tank or two filled up from time to time by laborious
pumping. A tank of this kind is best made in cement, and of
a formal design, with flat stone or brick edges, raised only a
little above the surface of the ground. Wonders may be done
with such an arrangement! Shallow tubs may stand therein

THE GARDEN TANK.

BUSHEY PARK, DUBLIN.



in which will grow and flower well several kinds of Water Lily. Formation
And should the tank be made long and narrow the two ends may of a Tank
be divided off by means of brick or concrete walls in the tank
with pipes or holes running through them, and the portions thus
divided off filled in with good soil right up to the ground level
and about nine inches above the water surface. In this soil
many a good marsh plant will do excellently, having at its roots
a perpetual moisture by means of the pipes running through the
wall from the water.

I would entreat everyone to enhance the grace of their
gardens by the addition of some water, so that at moments when
all, or nearly all, is scorched by the summer sun, on the hot
days in July and August, when the garden is parched and
thirsty, there may be found an oasis of the "tender green that
fledges the River-Lip," for it is there that the Demoiselle fly
will sport and hover, and birds will gladly drink of the blue
water.

FRANK GALSWORTHY.

WILD GARDEN NOTES



CAMPION AND PHEASANT EYE NARCISSUS.

THE GARDEN HOUSE, SALTWOOD.

I.—WILD GARDEN NOTES

THE Woodland effect, illustrated, which I found in a friend's garden at Saltwood, reminds one of the wealth of colour which Nature bestows on many a wild spot, and of the good purpose to which a wise gardener may turn such natural advantages, not clearing ruthlessly away as common, the treasures he already possesses, but adding to them other suitable flowers.

Nature's
Gardens

In Nature's pictures it should be remembered that, as a rule, the most effective are those where one flower is spread with a lavish hand, or one or two of harmonious colouring are grouped together. One recalls the effect made by sheets of Primroses or Bluebells, which appear with miraculous speed where woods have been thinned, or of woody slopes where a mauve haze of Cuckoo Flower seems to linger over the Primroses, or where the Bluebells are dappled with the white Onion.

Such effects as these need space, but the same scheme may be carried out in a small way, and simple groups of one flower be planted in the Wild Garden in as large masses as possible; or if additions are made to an existing effect, Nature's example may be copied, and the variety and colour of the plants be limited.

In this Kent wood it was a happy thought to add the sweet scented *Pheasant Eye* Narcissus to the rosy patches of *Campion*—the late *N. Poeticus* must be used as the other varieties of *Narcissus* are too early. If one is not fortunate enough to possess such a wealth of wild flowers, they may sometimes be easily introduced, and many

The addition of Cultivated Flowers to the Wild Flowers plants will quickly take advantage of any chance bit of empty ground. Not long ago I came across a neglected orchard, where a carpet of Cuckoo Flower had spread itself below the white blossom of Plums—to such a group could well be added the early *Narcissus ornatus* or clumps of purple or white Fritillary, nor need one be afraid to substitute an improved garden variety for the native plant, and replace the single Cuckoo Flower, for instance, by the double form, *Cardamine pratensis flore pleno*. This is as great an improvement on the single form as double Arabis on its parent, and it has the extra advantage of seeding itself profusely and remaining true. The soft rosettes are produced in great quantities, and the colour of the whole plant is intensified in tone.

Primroses have many possibilities, for many of the garden forms do well in the wood. A carpet of the double mauve variety comes as a delightful surprise under the dark green of Holly and carpets of blue Primroses, and the large white Harbinger with bunched flowers like a Polyanthus, should certainly be used; a good strain of mixed Primroses and Polyanthus make a gay if rather speckled effect. Forget-me-not always looks well and might be added to the wild Stitchwort, or, if this plant is not present, *Arenaria grandiflora*, which has the appearance of a glorified form of the latter, could be used. The water variety of Forget-me-not, *Myosotis palustris*, does not necessarily demand water, and the variety *semperflorens* is particularly useful; *M. dissitiflora* and *sylvatica* can also be depended on to take care of themselves; the former is perennial and the latter will seed itself freely. Cowslips are out at the same season. To realise their full beauty one must have seen them growing as they do in the west of England, where the



ONOPORDON TAURICUM.

NACKINGTON, CANTERBURY.

fields are thick with the clumps of powdered yellow heads and Wild
their delicate scent pervades the air. There is many an orchard Flowers for
adjoining the garden, where these might be introduced to suc- the Garden
ceed Primroses and Violets in the grass, and where they would
seed and increase of themselves.

Gorse is another of our wild beauties too often neglected, turning as it does our commons and cliffs into sheets of gold. For small gardens of course it is not suitable, but there are many larger ones where, if it is lacking as a wild plant, it and the handsome double form might be introduced as a belt under hedges, or on banks, or at the edge of a drive for the sake of their scent as well as colour. Both are easily grown from cuttings, and the single form from seed as well.

Periwinkles I have seen charmingly mixed with Gorse, to cover banks in an exposed position. Both the large and the small Periwinkle—*Vinca major* and *minor*—do well in almost any soil, and can be charmingly used in many poor situations, where nothing else will grow and where their trailing growth is invaluable. The white must not be forgotten, nor the rich plum-red one. Not long ago I found in a friend's garden a charming little picture of moss-grown brick steps wreathed with this latter variety, whose dark green leaves and rich-coloured flowers were set off by the delicate pale green of Fumitory which had established itself in crevices. These Fumitories, by the way, are very useful woodland flowers, either as carpets to other plants or by themselves. *Corydalis bracteata* and *nobilis* with yellow flowers are two of the showiest; *solida* with purple flowers I have seen naturalised in a wood, and *C. lutea* in entire possession of an old wall and seeding itself by the hundred below.

To our wild wood Anemone could be added the blue

Wild *Apennina* and *Robinsonia*, or in a favourable sunny position the single starry pink form of the Riviera and the double white form of *nemerosa* could also be introduced.

Flowers for the Garden and Spiræas

Lily of the Valley, always such an entrancing discovery in an English wood, could be planted in large quantities, by using the smaller crowns which are discarded from the picking beds. Solomon's Seal, flowering at the same time, is invaluable for woods, as it will grow where tree roots are thickest, and one cannot have too many of its graceful cool green leaves and hanging white bells. Willow Herb is another plant which can be counted on to grow in the worst soil; it is very effective in the glade of a wood, but the colour is a dangerous one to have too much in evidence, as there are so many others with which it clashes. The white form is beautiful and should be grown if possible alone in masses, or mixed with one of the bright summer flowers; it is of a very good creamy tone and blends softly with other colours. The wild Meadow-sweet—*Spiræa ulnaria*—seen growing so often by the side of Willow Herb in damp spots, reminds one of the large class of shrubby and herbaceous Spiræas which are so satisfactory in effect in the Wild Garden. The best of the herbaceous varieties are—

gigantea—a glorified Meadow-sweet, and preferring, like the humble English variety, a damp position.

palmata—with rosy flat heads of flowers and brick-red seed vessels, which ripen by August and make a rich effect lasting for some weeks.

Aruncus—a European variety with great plumes of cream flowers, excellent for grouping by itself in half shady places, or for contrasting with some bright colour.

astilboides—a rather newer variety, needing moisture, and producing a quantity of effective creamy-white flowers. Shrubby Spiræas

Among the shrubby varieties the list of those which should be introduced to the Wild Garden is longer, and prolongs the flowering season through the greater part of the year. Several varieties, such as *ariæfolia*, *lindleyana*, and *cantoniensis reevesiana*, form fine bushes, and should stand alone in prominent positions where their full beauty can be seen; others are smaller in growth and flower, and look better massed. The earliest are—

Thunbergi—with a multitude of tiny white starry flowers and leaves.

prunifolia—with arching sprays studded with white rosettes and brilliant foliage in the autumn.

arguta—with a profusion of white clusters in April.

Through the course of the summer follow the pink varieties, *bella*, *Japonica superba*, *Anthony Waterer*, *Douglasi*, and *Nobleana*, and the white forms—

canescens flagelliformis—from six to eight feet in height, with arching sprays and bunches of small white flowers.

cantoniensis reevesiana—about six feet in height, with small bright green leaves and white flowers.

ariæfolia—the most graceful variety of all, with dark foliage and large, soft, creamy plumes.

lindleyana—from eight to twelve feet in height, with firm white plumes a foot or more in length in August, and handsome pinnate leaves.


Common Soapwort, *Saponaria officinalis*, must be men-

Thistles tioned, as its pale pink flowers are so useful in August and September, and it is a robust perennial capable of taking care of itself. The large white *Convolvulus*, also, another late summer plant, though it is a dangerous enemy to get into the flower borders should, if possible, be allowed to take possession of rough banks or to twine itself over hedges.

A list such as this could go on almost indefinitely and I shall close it with a mention of the Thistles, for the bane of some hotter country may be a boon sometimes for us! The sketch of the variety *Onopordon tauricum* may suggest some of the late handsome varieties, which are useful in the Wild Garden late in the year. This variety is strictly biennial, taking its full two years, and cannot be cajoled into flowering in fifteen months, like a Canterbury Bell if sown in the spring. Last autumn I tried potting up the largest seedlings, and keeping them in a cold frame through the winter, in the hopes of inducing them to flower this year; but they have only made great handsome rosettes of silver leaves, and not one has thrown up the centre stem which should be six to eight feet tall. They look magnificent through the whole period of their growth, which takes many weeks. Grouped in a bed with Oriental Poppies, they are quite tall enough in June to contrast their silver leaves with the scarlet flowers; by August they have attained their full height and are ready as a background to Tritomas or other late summer flowers; and well into the autumn they are still picturesque, though some of their silvery bloom will have been dashed.

PAPAVER PILOSUM, LUPINES, AND GERANIUM GRANDIFLORA.

NACKINGTON, CANTERBURY.



II.—WILD GARDEN NOTES

THIS picture illustrates a good group, found in the Wild Garden in early June, of *Papaver pilosum*, *Lupinus polyphyllus*, Striped Grass and *Geranium grandiflorum*. This apricot Poppy with grey-green foliage is particularly pleasing in colour; though a perennial, it is easily and quickly raised from seed, and as its branching stalks bear a plentiful supply of buds, its flowering season is extended much longer than that of the Oriental Poppies.

Poppies and
Lupines for
the Wild
Garden

As a race, all the perennial Poppies are well suited to the Wild Garden. *Papaver orientale* and *bracteatum* are too well known to need any description, and never look better than when waving their gorgeous heads above long grass. More beautiful, and far better for mingling with other plants, are the new salmon pink varieties, with black blotches and stamens, such as *Queen Alexandra* and *Salmon Queen*.

Lupines always look well, and are worth growing in large clumps; but it must be remembered that their beauty is short lived. The variety illustrated, *polyphyllus*, varies a good deal in colour; it may be porcelain blue, dark blue, or white; but there are also shades of rather poor mauves which should be avoided. *Lupinus arborea* is invaluable, too, for Wild Gardens, loading the air with its delicate scent. Bushes of these white, pale yellow, or golden flowers should be grown near the deep blues of the herbaceous Lupines. A sandy soil and an open sunny position seem to suit this tree Lupine best; in cold damp places it is apt to look straggly, and to be suddenly killed in winter.

Geraniums Of Geraniums there are a large number of beautiful kinds,
for the Wild natives of Great Britain and Europe, which make strong
Garden perennial plants, and can be grown easily and quickly from
seed. Our wild Geranium—*pratense*—varies a good deal in
colour, I fancy, with its soil. In Yorkshire this year I saw
patches of it growing by the roadside, which were almost as
blue as *grandiflorum* and most lovely in effect with Meadow-
sweet and Wild Roses. Two other native varieties—
lancastrienne, pale pink or flesh colour with purple veins, and
sylvaticum, with mauve, or occasionally white flowers—are worth
growing. The white form of *Robertianum* is also charming;
this seeds itself profusely and is one of those useful plants which
establish themselves in crannies of a brick wall. Names of the
garden varieties seem to be a good deal confused, and one needs
to be sure what variety one is introducing, as some are of an
ugly magenta tone. This may be partly because nursery-
men very often do not distinguish—at all events in their
catalogues—between blues, mauves, or even purples. One
authority, for instance, describes *G. ibericum* as “rich purple with
dark veins,” and another the same variety as “large deep blue.”
There is a dark—almost claret—variety, with finely pencilled
black veins, which I found unnamed in a garden, and am still
trying to identify. The white ones also are very pretty, but
again there seems uncertainty about the names. These would
be excellent for growing with *grandiflorum*, which is un-
doubtedly the best and clearest of the blues.

Geraniums always recall to my mind the hayfields of
Monte Generoso, where the tall mauve variety is such a feature,
though it contends for its effect with so many other flowers.
If only these Alpine hayfields could be reproduced, the problem

of a succession to Daffodil and Narcissus in long grass would be solved. One has tried to introduce the flowers to the grass, but probably the more successful plan would be to start with the flowers and let the grass introduce itself. Some day I hope to try the plan of clearing a bit of ground and planting all the treasures of one such Alpine field—Geranium, Trollius, the fluffy mauve *Thalictrum*, pink *Persicory*, *Astrantia*, *Ranunculus aconitifolius*, St Bruno Lilies, and Columbines, etc.

Columbines (*Aquilegia*) are perhaps one of the best plants for holding their own in a Wild Garden, and flourish year after year, struggling successfully even through a tangled undergrowth, and encouraging one to persevere in the effort to establish garden flowers in wood and field. The self-sown Columbines are mostly soft dull pinks or reds—toning, by the way, capitally with *Weigelia*s—but others are mauve or purple. Some retain the tight form of the wild kind, and others achieve a certain length of spur and pointed petal. The pure white variety, particularly that named after Miss Jekyll, is so strong that a large percentage can always be trusted to come true to seed. The long-spurred varieties, which come from Siberia and North America, are unfortunately not so easy to grow, but the hybrids of these and the common Columbine are hardy and have the vigour and height which the former often lack. Among the hybrids of the short and long-spurred varieties most beautiful kinds will be found—tall blue and white, probably the result of a cross with *A. cærulea* or *glandulosa*—white and lemon yellow, cream and pink, etc., all long-spurred and three feet in height. These will all grow in the Wild Garden and few plants are more graceful.

Columbines The two blue varieties, *cærulea* and *glandulosa*, are both delicate, short-lived plants, and must be kept for the borders, and raised frequently from seed. *A. belenæ*, *olympica*, and *stuartæ* are stronger forms of *glandulosa* which have been raised by crossing with *A. vulgaris*.

INDEX

A

- Abelia, 33
— floribunda, 80
Abutilon vexillarium, 33
— vitifolium, 31, 80
Acacia, 70, 71
Adiantum Capillus-Veneris, 10
Agapanthus, 190
Ailanthus glandulosa, 28
Almond, *see* Amygdalus, 105-108
Alstrœmeria, 53, 108
Alyssum saxatile, 125
Amelanchier canadensis and varieties, 92, 93, 109
Amygdalus, 105-108
— varieties of, 106
— grouping of, 107
Anchusa, 191
Androsace, 33
Anemone apennina, 112
— blanda, 88
— japonica, 59
— nemorosa flore pleno, 110
— Pulsatilla, 112
— robinsoniana, 118
Anemone, yellow, 42
— for wild garden, 220
— with Daffodils, 94
Annuals as carpeting plants, 66
— in Scotland, 62-66
— half hardy, 63
Anopterus glandulosa, 80
Antirrhinums, 65
Aponogeton distachyon, 29
Aquilegia, varieties of, 225
Arabis, 27, 34, 44, 125
Arbutus, varieties of, 10
Arenaria montana, 136, 218
Arundo conspicua, 28
Asplenium lanceolatum, 10
Astilbe Davidii, 31
Aubrietia, 27, 44, 124
Auriculas, 40
Azalea, 19
— Ghent, 148
— indica, 147
— mollis, 147, 148

B

- Bamboo, 31
Banana, 75, 76

Begonia, 38, 42, 45
 Benthamia fragifera, 30, 72
 Berberidopsis corallina, 82
 Bignonia radicans, 197
 Bindweed, Riviera, 27
 Bird cherry, *see* Prunus padus,
 116
 Blue flowers, 189-193
 Bocconia cordata, 28
 Borders, autumn effects, 59, 60
 — blue and white, 190
 — of annuals, 65
 — grouping, 48, 54
 Bowkeria Gerardiana, 80
 Buddleia Colvillei, 80
 — variabilis, 202
 Bulbs among Roses, 166
 Butterwort, 17

C

Cæsalpinia Japonica, 30
 Calceolaria, 38, 54
 Callistemon salignus, 80
 Calystegia, varieties of, 201
 Camellias, 76
 Campanula 184-188
 — lactiflora, 53, 184
 — latifolia, 54

Campanula macrantha, 54
 — medium, 187
 — pyramidalis, 63, 65, 188
 — varieties of, 186, 187
 Cantua dependens, 81
 Cardamine pratense, 118, 218
 Carnation, 44, 48
 Carpenteria californica, 17, 33, 81
 Cassia corymbosa, 82, 205
 Ceanothus divaricatus, 91
 — Gloire de Versailles, 197
 — varieties of, 91, 92
 Celmisias, 80
 Celsia, 62, 63
 Centranthus ruber, 9
 Cerasus, varieties of, 114, 115
 Cerastium tomentosum, 134
 Cestrum, 81
 Chamærops Fortunei, 31
 Chelone barbata, 66
 Cherry, *see* Cerasus, 114-118
 — wild, 114
 — bird, 116
 Chionodoxa, 89, 92, 189
 Choisya ternata, 30, 126, 202
 Chrysanthemum, 60, 65
 Chrysogonum, 29
 Cimicifuga racemosa, 53
 Cistus ladaniferus, 30
 Clematis indivisa lobata, 82

Clematis Jackmanni, 202
 — *La France*, 134
 — *montana*, 52, 200
Clethra arborea, 81
Clianthus puniceus, 82
 Climate, West of Ireland, 3, 4
 — Scotland, 43, 44
 Climbers, 33, 197-202
 — deciduous and annual,
 201
 — *Clematis* and *Rose*, 198
 — evergreen, 199
 — half hardy, 203-206
 — rare, 82
 — for pergola, 199
Cobæa scandens, 205
Colchicum, 60
 Columbines, 9, *see Aquilegia*
 Conifers, 31
Convolvulus, 42
 — *althæoides*, 27
 — *Cneorum*, 33
Cordyline, 28
 — varieties of, 77, 78
Correa cardinalis, 81
Corydalis, varieties of, 219
 Crab, *see Pyrus*, 116
Crambe cordifolia, 184
Crocus, 34, 87, 88
 — autumn, 88

Crown Imperials, with *Daffodils*,
 93
Cuckoo Flower, *see Cardamine*
pratense, 118
Cyclamen, 7

D

Dabœcia polifolia, 10
Daffodils, 34, 44, 45
 — culture of, 97-102
 — with *crocus*, 88
 — pale varieties, 92-96
 — varieties of, 101, 102
 — with shrubs, 92, 93
Daphne Cneorum, 112
 — *Blagayana*, 112
 — *indica*, 81
 — *mezereum*, 113
Datura, varieties of, 81
Day Lilies, 134
Delphinium, varieties of, 191,
 192
Desfontainea spinosa, 81
Dictamnus, 134
Dog's-tooth Violet, *see Ery-*
thronium, 112
Dracocephalum Ruyschianum, 54
Drimys Winteri, 81
Dryas octopetala, 11, 12

E

- Eccremocarpus scaber*, 91, 205
Embothrium coccineum, 72
Epipactis atro-rubens, 12
Eremurus, 139-142
 — culture of, 141
 — history of, 139
 — grouping, 142
 — varieties, 140
Erinus alpinus, 33
Erica carnea, 107
 — arborea, 108
 — Mackaii, 10, 11
 — mediterranea, 10, 11, 107
Erigeron mucronatus, 27
Erythronium Dens-canis, 112
Escallonia macrantha, 200
 — monte-vidensis 30
Eschscholzia, 192
Eucalyptus, 73
Eucryphia pinnatifolia, 30, 47, 81
Euonymus fimbriatus, 73
Exochorda grandiflora, 92, 113

F

- Fabiana imbricata*, 30
Ferns, 10, 12, 17, 29, 80

- Ferns, Tree*, 75
Forsythia, 90
Foxgloves, 39
Francoa ramosa, 30, 204
Fremontia californica, 81
Fuchsia, 58
 — *gracilis*, 60

G

- Galway*, 4, 5, 13
Gardens, Alexandra College, 22
 — autumnal effects in Scotland, 58, 61
 — Balcarres, 56,
 — Balcaskie, 56, 172
 — Barskimming, 57, 58
 — Bosahan, 75
 — Bray, 32
 — near Dublin, 14, 15, 16, 18, 22
 — Botanic Garden, Glasnevin, 16, 17, 18
 — — Trinity College, 18
 — Bushey Park, 23
 — Craig Braec, 21
 — Cornish characteristics, 69
 — Craigmore, 37
 — Dalhousie, 54

Gardens, Dover House, 140
 — Drummond Castle, 37, 58,
 59
 — Dublin, near, 15, 18
 — Dunkeld, 37
 — Enys, 77, 78, 79
 — Garden house, 207
 — Howth, 18, 20
 — Ireland, 3-34
 — Issercleran, 5
 — Kew, 89, 93, 107, 109, 111
 — Killiow, 75
 — Kirkhill, 57, 59
 — Menabilly, 78
 — Milton Court, 136
 — Mount Usher, 27
 — Nackington, 87, 93, etc.
 — Princes Street, 44
 — Preston Hall, 52-54
 — St Ann's, 15
 — Scotch, 37-66
 — Strouan, 59
 — Trebah, 75
 — Tregothnan, 76
 — Trelissick, 79
 — Tremough, 74
 — Tresco Abbey, 78
 — Walled, 56, 57
 — Water, 209-213
 — Wemyss, 58

Gardens, Wild, 217-225
 — Wisley, 122
 — Woodlands, 87
 Gentian, 11, 40, 41
 Geranium, 38
 — sanguineum, 12
 — varieties of, 224
 Gerbera Jamesoni, 79
 Gladiolus, with Roses, 165
 Gorse, 219
 Gunnera, 28

H

Habenaria intacta, 11
 Hawthorn, water, 29
 Heather, 10, *see* Erica
 — Irish Bell, 32
 Hedychium gardnerianum, 79
 Helianthemum vineale, 12
 Hepatica, 40
 Herbs, 46
 Heuchera, 55
 Hollyhock, 44, 45
 Honeysuckle, Wood, 41
 Hyacinthus, Candicans, 58, 136,
 164, 165
 Hydrangea, 30, 31, 32, 78, 190
 — paniculata, 58, 165
 Hypericum, 34

I

- Ipomœa rubro cœrulea*, 203, 204
Iris, general, 132-138
 — English, 137
 — *germanica*, 134, 135
 — grouping of, 132-133
 — *lævigata* or *Kæmpferi*, 30, 138
 — *Monspur*, 137
 — *Monnieri*, 137
 — *ochroleuca*, 136
 — *pumila celestes*, 94
 — *Regelio-cyclus*, 133
 — Spanish, 136
 — *Susiana*, 133
Isatis glauca, 54

J

- Jasminum odoratissimum*, *nudiflorum*, *revolutum*, 199

L

- Lapageria*, 82, 204
Larkspurs, 63, 64
Lasiandra macrantha, 82
Laurocerasus, 105
Laurustinus, *see Viburnum Tinus*, 109

- Leptospermum*, varieties of, 74
Leucadendron argenteum, 72
Leucoium æstivum, 118
Lily, Arum, 78, 79
Lilium, 174-183
 — *Archelirion* group, 178, 180
 — *auratum*, 32, 59, 179
 — *Brownii*, 32, 178
 — *candidum*, 48, 192
 — *chalcedonicum*, 53, 179
 — divisions of, 175
 — *Eulirion* group, 177, 178
 — grouping of, 56, 59, 182, 192
 — *Isolirion* group, 175, 176
 — *longiflorum*, 32, 178
 — *Martagon* group, 178
 — *Martagon white*, 54, 179
 — pot culture, 181
 — *Tigrinum*, 56, 59, 180
Linaria, 66
 — *cymbalaria*, 34
 — *pallida*, 34
Linum perenne, 193
Lobelia cardinalis, 28
 — *sylphilitica*, 28
London Pride, 9, 10
Lonicera flexuosa fragrantissima, 90, 199

Lonicera Hildebrandiana, 82
Lupinus arboreus, 223
—— polyphyllus, 223

M

Magnolia stellata and varieties,
111, 112
Maidenhair, 12
Mandevilla suaveolens, 82
Marigold, 46, 64
Maurandya Barclayana, 205
Meconopsis Wallichii, 31, 54
Metrosideros, 31
Michaelmas Daisy, 56, 58, 59,
60
Mimulus, varieties of, 29
Mina lobata, 204
Mitraria coccinea, 81
Monarda didyma, Kalmiana, 54
Muehlenbeckia complexa, 33
Muscari, varieties of, 111, 112
Mutisia decurrens, 82
Myosotidium nobile, 79
Myosotis, varieties of, 218
Myrtle Trees, 30, 50

N

Narcissus, 97-102
—— ornatus, 218
26

Narcissus, Pheasant Eye, 217
—— poetarum, 117
Nepeta, 193
Nymphæa, 28
—— colossea, 17

O

Olearia, 30
Onopordon Tauricum, 223
Orchis, 10, 11
Ornithogalum umbellatum, 118
—— nutans, 118
Ourisea coccinea, 29
Ozothamnus rosmarinifolius, 81

P

Padus, 105, *see* Prunus Padus
Palms, *see* Chamærops, 31
Pancratium illyricum, 134
Papaver orientale, 223
—— pilosum, 223
—— somniferum, 48
Pea, everlasting, 201
Peaches, *see* Prunus persica, 108-
110
Pentstemon, 44, 58
Perennials grown as annuals, 62

Periwinkle, *see* *Vinca*, 219
Philesia buxifolia, 81
Phlox, 44, 46, 47, 59
 — dwarf, 94
 — *Nelsoni*, 110
Photinia japonica, 77
Pinguicula, 11
 — *grandiflora*, 10, 17
 Pink, 27
Pinus Montezumæ, 73
Pittosporum varieties, 77
 Plants, water, 210-212
Podophyllum, 41
Polyanthus, 44
Polygonum baldschuanicum, 202
 Pomegranate, 30
 Pond, formation of, 211, 212
 Poppy, Californian, *see* *Romneya*
 Coulteri, 32
Poterium Sanguisorba, 12
 Primrose, 110, 218
Primula capitata, 29
 — *cashmiriana*, 29
 — *japonica*, 28, 79
 — *waterside*, 210
Prunus amygdalus, 105-108
 — *armeniaca*, 105
 — *avium*, 109
 — *cerasus*, 114-118
 — *cerasifera*, 87, 91, 92, 107

Prunus divaricatus, 90, 92, 107
 — genus, 105
 — *Padus*, 105, 116
 — *Persica*, 108-110
 — *Pissardii*, 32, 109
Psoralea pinnata, 81
Punica granatum rubrum, 30
Puschkinia scilloides, 90
Pyrus baccata, 116
 — *malus*, varieties of, 116
 — *Scheideckeri*, 117
 — *spectabilis*, 117

R

Ranunculus aconitifolius, 133
 Redwood, Californian, 31
Rhaphithamnus cyanocarpus, 82
Rhodanthe, 66
Rhododendron, 143-150
 — culture, 143-145
 — Himalayan, varieties, 74, 75
 — at Howth, 10
 — Pink Pearl, 145
Rhyncospermum jasminoides, 82,
 204
 River bank, plants for, 27, 28,
 29
Romneya Coulteri, 15, 32,
 51.

Roses, 151-173
 — Ayrshire or hedge, 55, 163
 — Blush Rambler, 54
 — Brunonis, 32, 153, 169
 — bushes in spring, 151
 — Carmine Pillar, 27, 45
 — climbers, perpetual, 151,
 159, 160, 169-171
 — climbers, non-perpetual,
 153, 167, 168
 — early varieties of, 135,
 152
 — garden plan, 158-159
 — grouping of, 20, 33, 39, 47,
 48, 53, 134, 164
 — hedges, 55, 162
 — Hugonis, 135
 — Jacqueminot, 55
 — La Rosière, 160
 — Madame Alfred Carrière,
 152, 156
 — Madame Plantier, 162
 — monthly, 172
 — Pergola, 55, 160, 198
 — Polyantha, 172, 173
 — Purple East, 155, 156
 — Rugosa, 20, 29, 161
 — Sinica Anemone, 155
 — Scotch, 39, 46
 — single, 153, 154, 169

Roses, Souvenir d'Elise Vardon,
 32
 — Spinosissima, 12
 — Tea, Hybrid Teas, 156,
 157
 — trellis, 52
 — Wichuriana, 20, 29, 167,
 168

S

St John's Wort, 39
 Salvia azurea grandiflora, 190
 — Grahmi, 33
 — Horminum, 64
 — patens, 189
 Saxifraga umbrosa, 10
 — hypnoides, 11
 — peltata, 27
 — Sternbergii, 11
 Scilla hispanica, 110
 — sibirica, 90
 — for carpeting, 34, 189
 Scotland, climate, soil, 37
 — cottage gardens, 48
 — gardens of, 37-66
 Sedum, 33
 Senecio, 66
 — Tanghuiticus, 54

Sequoia sempervirens, 31
 Shepherd's Club, 39
 Shrubs, tender, 30, 47, 70-78,
 80, 81
 Snowdrop, 34
 Solanum, varieties of, 201, 202
 — aviculare, 82
 — crispum, 33, 82
 — jasminoides, 33, 204
 — Wendlandii, 205
 Sollya heterophylla, 33, 82
 Sparaxis pulcherrima, 30
 Spiræa, 28, 30
 — ariæfolia, 221
 — Aruncus, 54
 — herbaceous varieties, 220
 — Filipendula, 12
 — gigantea, 28, 54
 — palmata, 28, 47
 — prunifolia, 110
 — shrubby varieties, 52
 — Thunbergii, 110
 — Ulmaria, 220
 Staphylea colchica, 92
 Stocks, 63
 Strawberry Tree, *see* Benthamia
 fragifera, 30
 Swan River Daisy, 63
 Sweet Peas, 64, 51, 59
 Sweet William, 65

236

T

Tank for garden, 212
 Tacsonia exonensis, 82
 Tecophilea cyanocrocus, 80
 Teucrium latifolium, 205
 Thistles, *see* Onopordon, 223
 Todea lucida, 29
 — superba, 29
 Trachelospermum jasminoides, 82,
 204
 Trichomanes radicans, 10
 Tritoleia uniflora, 118
 Tritoma, John Benary, 60
 — Leichtlini, 60
 — and Gladiolus, 58
 Tropæolum polyphyllum, 29
 — speciosum, 48, 200
 Tulips, May flowering, 121-131
 — culture, 121
 — Darwin and cottage
 varieties, 126-131
 — early, 124
 — grouping, 122, 123, 124,
 132
 — sylvestris, 118

V

Valerian, *see* Centranthus ruber, 9
 Verbascum, 39, 41

Veronica, varieties of, 190
— angustifolia, 92
— prostata, 91, 110
Viburnum Tinus, 109
— lucidum, 109
Vine for Pergola, 199
— heterophylla humulifolia,
190
Viola in Rose beds, 166
— with Tulips, 123

W

Water gardens, 209-213
Willow herb, 39, 220
Wistaria, 199
Woods, flowers in, 31, 32
Woodwardia radicans, 80

Z

Zauschneria californica, 27

PRINTED BY
TURNBULL AND SPEARS,
EDINBURGH

