





HC80-2-7

REFERENCE COPY

# Metropolitan Housing Characteristics

Census  
REF  
HD  
72 93  
.A56 x  
1983  
v. 2  
pt. 7  
c. 1

**COLORADO**

# 1980

## Census of Housing

BUREAU OF THE CENSUS  
LIBRARY

U.S. Department of Commerce  
BUREAU OF THE CENSUS





# 1980 Census of Housing

VOLUME 2

# Metropolitan Housing Characteristics

**COLORADO**

HC80-2-7

Issued October 1983



U.S. Department of Commerce  
Malcolm Baldrige, Secretary  
Robert G. Dederick,  
Under Secretary for  
Economic Affairs

**BUREAU OF THE CENSUS**  
C. L. Kincannon, Acting Director

Census  
REF  
HD  
7293  
.A552x  
1980  
pt. 7-11

## Data Index

For list of contents see page IX.

|  | Table                     |
|--|---------------------------|
| Value .....  | 1, 14, 25,<br>36, 47, 58  |
| Gross Rent. ....   | 2, 15, 26,<br>37, 48, 59  |
| Income and Poverty Status in 1979 of Owner-<br>Occupied Housing Units .....  | 3, 16, 27,<br>38, 49, 60  |
| Income and Poverty Status in 1979 of Renter-<br>Occupied Housing Units ..... | 4, 17, 28,<br>39, 50, 61  |
| Selected Monthly Owner Costs for Mortgaged<br>Housing Units .....            | 5, 18, 29,<br>40, 51, 62  |
| Selected Monthly Owner Costs for Not Mortgaged<br>Housing Units .....        | 6, 19, 30,<br>41, 52, 63  |
| Year Structure Built. ....   | 7, 20, 31,<br>42, 53, 64  |
| Units in Structure .....   | 8, 21, 32,<br>43, 54, 65  |
| Size of Household .....  | 9, 22, 33,<br>44, 55, 66  |
| Household Composition and Age of Householder . . .                           | 10, 23, 34,<br>45, 56, 67 |
| One-Person Households .....  | 11, 24, 35,<br>46, 57, 68 |
| Duration of Vacancy .....  | 12                        |
| Price Asked and Rent Asked .....   | 13                        |

**BUREAU OF THE CENSUS  
LIBRARY**



**BUREAU OF THE CENSUS**  
**C. L. Kincannon, Acting Director**

**HOUSING DIVISION**  
**Arthur F. Young, Chief**

## Acknowledgments

Many persons participated in the diverse activities of the 1980 census. These acknowledgments generally reflect staff during the post-census data publication process. The Bureau was guided by Director, **Bruce Chapman** and Deputy Director, **C. L. Kincannon**. Primary direction of the data publication program was performed by **William P. Butz**, Associate Director for Demographic Fields, assisted by **Peter A. Bounpane**, Assistant Director for Demographic Census, in conjunction with **Barbara A. Bailar**, Associate Director for Statistical Standards and Methodology, **Howard N. Hamilton**, Acting Associate Director for Information Technology, **James D. Lincoln**, then Associate Director for Administration, and **Stanley D. Moore**, Associate Director for Field Operations. The Director's staff was assisted by **Sherry L. Courtland**. Direction of the census enumeration and early processing activities was provided by **Vincent P. Barabba**, former Director; **Daniel B. Levine**, former Deputy Director; and **George E. Hall**, former Associate Director.

Responsibility for the overall planning, coordinating, processing, and publication of the 1980 census was in the Decennial Census Division under the direction of **Stanley D. Matchett**, Chief, assisted by **Rachel F. Brown** and **Roger O. Lepage**, Assistant Division Chiefs. The following Branch Chiefs were responsible for support services: **Donald R. Dalzell**, **H. Ray Dennis**, **Stephen E. Goldman**, **Dennis W. Stoudt**, and **Richard R. Warren**.

Responsibility for developing the housing portion of the 1980 census questionnaire content, designing the tabulations, and preparing this report was in the Housing Division under the supervision of **Arthur F. Young**, Chief; **Leonard J. Norry**, Assistant Chief; and **William A. Downs**, Chief, Decennial Planning and Data Services Branch. This report was prepared by **Robert W. Bonnette**, **Carol A. Comisarow**, **Richard G. Knapp**, and **Charles N. Moore**. Important contributions were made by **Carmina F. Young**, Special Assistant.

Administration support was provided by the Administrative Services Division, **Robert L.**

**Kirkland**, Chief, and **William C. Fanning**, Assistant Chief.

Computer processing was performed in the Computer Services Division, **C. Thomas DiNenna**, Chief, **James E. Steed**, **George M. Bowden**, and **Joseph J. Sferrella**, Assistant Chiefs.

Questionnaire processing procedures were developed in the Decennial Processing Staff, **James S. Werking**, then Chief, under the direction of **Harry O'Haver**, then Assistant Chief. The clerical coding and microfilming of the sample questionnaires were performed at three decennial processing locations as follows: Data Preparation Division, **Don L. Adams**, Chief; Jeffersonville Processing Office, **Robert L. Kirkland**, then Processing Manager; New Orleans Processing Office, **Robert L. Allen**, Chief; and Laguna Niguel Processing Office, **Robert N. Scheller**, Chief.

User services were provided by the Data User Services Division under the supervision of **Michael G. Garland**, Chief, **Marshall L. Turner, Jr.**, and **Paul T. Zeisset**, Assistant Chiefs.

Data collection activities were supervised in the Field Division by **Lawrence T. Love**, Chief, under the direction of **Richard Blass**, **Charles Hancock**, and **George T. Reiner**, Assistant Chiefs, with the assistance of the directors and assistant directors of the Bureau's regional offices.

Geographic programs and plans were developed in the Geography Division under the direction of **Robert W. Marx**, Chief; **Joseph J. Knott** and **Silla G. Tomasi**, Assistant Chiefs; and **Donald I. Hirschfeld**, Special Assistant.

Publications editing, design, composition, and printing procurement were performed by the staff of the Publications Services Division, **Raymond J. Koski**, Chief; **Milton S. Andersen**, **Arlene C. Duckett**, and **Gerald A. Mann**, Branch Chiefs.

The Statistical Methods Division was largely responsible for weighting sample data and

producing variance estimates. This work was supervised by **Charles D. Jones**, Chief; **Susan M. Miskura** and **Robert T. O'Reagan**, Assistant Chiefs. Important contributions were made by **David H. Diskin**, **Milton C. Fan**, **Thomas W. Harahush**, **Robert S. Jewett**, **J. Kim**, **Teresa A. Passalacqua**, **Charles E. Talbert**, **John H. Thompson**, and **Henry F. Woltman**.

The system design, technical specifications, assembly, and installation of the FOSDIC and Automated Camera Technology System were the responsibility of the Technical Services Division, **C. Thomas DiNenna**, Acting Chief, and **Robert J. Varson**, Branch Chief.

Many other persons participated in the various activities of the 1980 census. For a list of key personnel, refer to the *History of the 1980 Census of Population and Housing*, (PHC80-R2).

### Library of Congress Cataloging in Publication Data

1980 census of housing. Volume 2, Metropolitan housing characteristics.

HC80-2-  
Issued August 1983—

1. Housing—United States—Statistics. 2. Households—United States—Statistics. 3. United States—Census, 20th, 1980. I. United States. Bureau of the Census. II. Title: Metropolitan housing characteristics.

HD7293.A6114 312'.9'0973 81-607957  
AACR2

For sale by Superintendent of Documents, U.S. Government Printing Office, Washington, D.C. 20402. Postage stamps not acceptable; currency submitted at sender's risk. Remittances from foreign countries must be by international money order or by draft on a U.S. bank.

## List of HC80-2, Metropolitan Housing Characteristics, Reports

| Report No. | Area           | Report No. | Area                                      | Report No. | Area                                       | Report No. | Area  |
|------------|----------------|------------|---|------------|--|------------|---|
| 1          | U.S. Summary   | 41         | Rhode Island                              | 77         | Atlanta, Ga.                               | 114        | Charleston-North<br>Charleston, S.C.        |
| 2          | Alabama        | 42         | South Carolina                            | 78         | Atlantic City, N.J.                        | 115        | Charleston, W. Va.                          |
| 3          | Alaska         | 43         | South Dakota                              | 79         | Augusta, Ga.-S.C.                          |            |   |
| 4          | Arizona        | 44         | Tennessee                                 | 80         | Austin, Tex.                               |            |   |
| 5          | Arkansas       | 45         | Texas                                     |            |  | 116        | Charlotte-Gastonia, N.C.                    |
|            |                |            |   | 81         | Bakersfield, Calif.                        | 117        | Charlottesville, Va.                        |
| 6          | California     | 46         | Utah                                      | 82         | Baltimore, Md.                             | 118        | Chattanooga, Tenn.-Ga.                      |
| 7          | Colorado       | 47         | Vermont                                   | 83         | Bangor, Maine                              | 119        | Chicago, Ill.                               |
| 8          | Connecticut    | 48         | Virginia                                  | 84         | Baton Rouge, La.                           |            |   |
| 9          | Delaware       | 49         | Washington                                | 85         | Battle Creek, Mich.                        | 120        | Chico, Calif.                               |
| 10         | Not assigned   | 50         | West Virginia                             |            |  | 121        | Cincinnati, Ohio-Ky.-Ind.                   |
|            |                |            |   | 86         | Bay City, Mich.                            | 122        | Clarksville-Hopkinsville,<br>Tenn.-Ky.      |
| 11         | Florida        | 51         | Wisconsin                                 | 87         | Beaumont-Port Arthur-<br>Orange, Tex.      | 123        | Cleveland, Ohio                             |
| 12         | Georgia        | 52         | Wyoming                                   | 88         | Bellingham, Wash.                          | 124        | Colorado Springs, Colo.                     |
| 13         | Hawaii         | 53         | Puerto Rico                               | 89         | Benton Harbor, Mich.                       | 125        | Columbia, Mo.                               |
| 14         | Idaho          | 54         | Not assigned                              | 90         | Billings, Mont.                            |            |   |
| 15         | Illinois       | 55         | Not assigned                              |            |  | 126        | Columbia, S.C.                              |
|            |                |            |   | 91         | Biloxi-Gulfport, Miss.                     | 127        | Columbus, Ga.-Ala.                          |
| 16         | Indiana        | 56         | Not assigned                              | 92         | Binghamton, N.Y.-Pa.                       | 128        | Columbus, Ohio                              |
| 17         | Iowa           | 57         | Not assigned                              | 93         | Birmingham, Ala.                           | 129        | Corpus Christi, Tex.                        |
| 18         | Kansas         | 58         | Abilene, Tex.                             | 94         | Bismarck, N. Dak.                          | 130        | Cumberland, Md.-W. Va.                      |
| 19         | Kentucky       | 59         | Akron, Ohio                               | 95         | Bloomington, Ind.                          |            |   |
| 20         | Louisiana      | 60         | Albany, Ga.                               |            |  | 131        | Dallas-Fort Worth, Tex.                     |
|            |                |            |   | 96         | Bloomington-Normal, Ill.                   | 132        | Danbury, Conn.                              |
| 21         | Maine          | 61         | Albany-Schenectady-<br>Troy, N.Y.         | 97         | Boise City, Idaho                          | 133        | Danville, Va.                               |
| 22         | Maryland       | 62         | Albuquerque, N. Mex.                      | 98         | Boston, Mass.                              | 134        | Davenport-Rock Island-<br>Moline, Iowa-Ill. |
| 23         | Massachusetts  | 63         | Alexandria, La.                           | 99         | Bradenton, Fla.                            | 135        | Dayton, Ohio                                |
| 24         | Michigan       | 64         | Allentown-Bethlehem-Easton,<br>Pa.-N.J.   | 100        | Bremerton, Wash.                           |            |   |
| 25         | Minnesota      | 65         | Altoona, Pa.                              | 101        | Bridgeport, Conn.                          | 136        | Daytona Beach, Fla.                         |
|            |                |            |   | 102        | Bristol, Conn.                             | 137        | Decatur, Ill.                               |
| 26         | Mississippi    |            |   | 103        | Brockton, Mass.                            | 138        | Denver-Boulder, Colo.                       |
| 27         | Missouri       | 66         | Amarillo, Tex.                            | 104        | Brownsville-Harlingen-<br>San Benito, Tex. | 139        | Des Moines, Iowa                            |
| 28         | Montana        | 67         | Anaheim-Santa Ana-Garden<br>Grove, Calif. | 105        | Bryan-College Station, Tex.                | 140        | Detroit, Mich.                              |
| 29         | Nebraska       |            |   |            |  |            |   |
| 30         | Nevada         | 68         | Anchorage, Alaska                         | 106        | Buffalo, N.Y.                              | 141        | Dubuque, Iowa                               |
|            |                | 69         | Anderson, Ind.                            | 107        | Burlington, N.C.                           | 142        | Duluth-Superior, Minn.<br>Wis.              |
| 31         | New Hampshire  | 70         | Anderson, S.C.                            | 108        | Burlington, Vt.                            | 143        | Eau Claire, Wis.                            |
| 32         | New Jersey     |            |   | 109        | Caguas, P.R.                               | 144        | El Paso, Tex.                               |
| 33         | New Mexico     | 71         | Ann Arbor, Mich.                          | 110        | Canton, Ohio                               | 145        | Elkhart, Ind.                               |
| 34         | New York       | 72         | Anniston, Ala.                            |            |  |            |   |
| 35         | North Carolina | 73         | Appleton-Oshkosh, Wis.                    | 111        | Casper, Wyo.                               | 146        | Elmira, N.Y.                                |
|            |                | 74         | Arecibo, P.R.                             | 112        | Cedar Rapids, Iowa                         | 147        | Enid, Okla.                                 |
| 36         | North Dakota   | 75         | Asheville, N.C.                           | 113        | Champaign-Urbana-<br>Rantoul, Ill.         |            |   |
| 37         | Ohio           |            |   |            |  |            |   |
| 38         | Oklahoma       | 76         | Athens, Ga.                               |            |  |            |   |
| 39         | Oregon         |            |   |            |  |            |   |
| 40         | Pennsylvania   |            |   |            |  |            |   |

List of HC80-2, Metropolitan Housing Characteristics, Reports

| Report No. | Area  | Report No. | Area  | Report No. | Area   | Report No. | Area  |
|------------|---|------------|---|------------|--|------------|---|
| 148        | Erie, Pa.                                     | 187        | Indianapolis, Ind.                            | 227        | Louisville, Ky.-Ind.                               | 265        | Norfolk-Virginia Beach-<br>Portsmouth, Va.-N.C. |
| 149        | Eugene-Springfield, Oreg.                     | 188        | Iowa City, Iowa                               | 228        | Lowell, Mass.-N.H.                                 |            |   |
| 150        | Evansville, Ind.-Ky.                          | 189        | Jackson, Mich.                                | 229        | Lubbock, Tex.                                      |            |   |
|            |   | 190        | Jackson, Miss.                                | 230        | Lynchburg, Va.                                     | 266        | Northeast Pennsylvania                          |
| 151        | Fall River, Mass.-R.I.                        |            |   |            |  | 267        | Norwalk, Conn.                                  |
| 152        | Fargo-Moorhead, N. Dak.-<br>Minn.             | 191        | Jacksonville, Fla.                            | 231        | Macon, Ga.   | 268        | Ocala, Fla.                                     |
| 153        | Fayetteville, N.C.                            | 192        | Jacksonville, N.C.                            | 232        | Madison, Wis.                                      | 269        | Odessa, Tex.                                    |
| 154        | Fayetteville-Springdale,<br>Ark.              | 193        | Janesville-Beloit, Wis.                       | 233        | Manchester, N.H.                                   | 270        | Oklahoma City, Okla.                            |
| 155        | Fitchburg-Leominster, Mass.                   | 194        | Jersey City, N.J.                             | 234        | Mansfield, Ohio                                    |            |   |
|            |   | 195        | Johnson City-Kingsport-<br>Bristol, Tenn.-Va. | 235        | Mayagüez, P.R.                                     | 271        | Olympia, Wash.                                  |
|            |   |            |   | 236        | McAllen-Pharr-Edinburg,<br>Tex.                    | 272        | Omaha, Nebr.-Iowa                               |
| 156        | Flint, Mich.                                  | 196        | Johnstown, Pa.                                | 237        | Medford, Oreg.                                     | 273        | Orlando, Fla.                                   |
| 157        | Florence, Ala.                                | 197        | Joplin, Mo.                                   | 238        | Melbourne-Titusville-<br>Cocoa, Fla.               | 274        | Owensboro, Ky.                                  |
| 158        | Florence, S.C.                                | 198        | Kalamazoo-Portage, Mich.                      |            |  | 275        | Oxnard-Simi Valley-<br>Ventura, Calif.          |
| 159        | Fort Collins, Colo.                           | 199        | Kankakee, Ill.                                |            |  |            |   |
| 160        | Fort Lauderdale-Hollywood,<br>Fla.            | 200        | Kansas City, Mo.-Kans.                        | 239        | Memphis, Tenn.-Ark.-<br>Miss.                      | 276        | Panama City, Fla.                               |
|            |   |            |   | 240        | Meriden, Conn.                                     | 277        | Parkersburg-Marietta,<br>W. Va.-Ohio            |
| 161        | Fort Myers-Cape Coral, Fla.                   | 201        | Kenosha, Wis.                                 |            |  | 278        | Pascagoula-Moss Point,<br>Miss.                 |
| 162        | Fort Smith, Ark.-Okla.                        | 202        | Killeen-Temple, Tex.                          | 241        | Miami, Fla.  | 279        | Paterson-Clifton-Passaic, N.J.                  |
| 163        | Fort Walton Beach, Fla.                       | 203        | Knoxville, Tenn.                              | 242        | Midland, Tex.                                      | 280        | Pensacola, Fla.                                 |
| 164        | Fort Wayne, Ind.                              | 204        | Kokomo, Ind.                                  | 243        | Milwaukee, Wis.                                    |            |   |
| 165        | Fresno, Calif.                                | 205        | La Crosse, Wis.                               | 244        | Minneapolis-St. Paul,<br>Minn.-Wis.                | 281        | Peoria, Ill.                                    |
|            |   | 206        | Lafayette, La.                                | 245        | Mobile, Ala.                                       | 282        | Petersburg-Colonial<br>Heights-Hopewell, Va.    |
| 166        | Gadsden, Ala.                                 | 207        | Lafayette-West Lafayette,<br>Ind.             |            |  | 283        | Philadelphia, Pa.-N.J.                          |
| 167        | Gainesville, Fla.                             | 208        | Lake Charles, La.                             | 246        | Modesto, Calif.                                    | 284        | Phoenix, Ariz.                                  |
| 168        | Galveston-Texas City, Tex.                    | 209        | Lakeland-Winter Haven,<br>Fla.                | 247        | Monroe, La.  | 285        | Pine Bluff, Ark.                                |
| 169        | Gary-Hammond-East<br>Chicago, Ind.            | 210        | Lancaster, Pa.                                | 248        | Montgomery, Ala.                                   |            |   |
| 170        | Glens Falls, N.Y.                             |            |   | 249        | Muncie, Ind.                                       | 286        | Pittsburgh, Pa.                                 |
|            |   | 211        | Lansing-East Lansing,<br>Mich.                | 250        | Muskegon-Norton Shores-<br>Muskegon Heights, Mich. | 287        | Pittsfield, Mass.                               |
| 171        | Grand Forks, N.Dak.-<br>Minn.                 | 212        | Laredo, Tex.                                  |            |  | 288        | Ponce, P.R.                                     |
| 172        | Grand Rapids, Mich.                           | 213        | Las Cruces, N. Mex.                           | 251        | Nashua, N.H.                                       | 289        | Portland, Maine                                 |
| 173        | Great Falls, Mont.                            | 214        | Las Vegas, Nev.                               | 252        | Nashville-Davidson, Tenn.                          | 290        | Portland, Oreg.-Wash.                           |
| 174        | Greeley, Colo.                                | 215        | Lawrence, Kans.                               | 253        | Nassau-Suffolk, N.Y.                               |            |   |
| 175        | Green Bay, Wis.                               |            |   | 254        | New Bedford, Mass.                                 | 291        | Portsmouth-Dover-<br>Rochester, N.H.-Maine      |
|            |   | 216        | Lawrence-Haverhill,<br>Mass.-N.H.             | 255        | New Britain, Conn.                                 | 292        | Poughkeepsie, N.Y.                              |
| 176        | Greensboro-Winston-Salem-<br>High Point, N.C. | 217        | Lawton, Okla.                                 | 256        | New Brunswick-Perth<br>Amboy-Sayreville, N.J.      | 293        | Providence-Warwick-<br>Pawtucket, R.I.-Mass.    |
| 177        | Greenville-Spartanburg, S.C.                  | 218        | Lewiston-Auburn, Maine                        |            |  | 294        | Provo-Orem, Utah                                |
| 178        | Hagerstown, Md.                               | 219        | Lexington-Fayette, Ky.                        | 257        | New Haven-West Haven,<br>Conn.                     | 295        | Pueblo, Colo.                                   |
| 179        | Hamilton-Middletown,<br>Ohio                  | 220        | Lima, Ohio                                    |            |  |            |   |
| 180        | Harrisburg, Pa.                               |            |   | 258        | New London-Norwich,<br>Conn.-R.I.                  | 296        | Racine, Wis.                                    |
|            |   | 221        | Lincoln, Nebr.                                | 259        | New Orleans, La.                                   | 297        | Raleigh-Durham, N.C.                            |
| 181        | Hartford, Conn.                               | 222        | Little Rock-North Little<br>Rock, Ark.        | 260        | New York, N.Y.-N.J.                                | 298        | Reading, Pa.                                    |
| 182        | Hickory, N.C.                                 | 223        | Long Branch-Asbury<br>Park, N.J.              |            |  | 299        | Redding, Calif.                                 |
| 183        | Honolulu, Hawaii                              |            |   | 261        | Newark, N.J.                                       | 300        | Reno, Nev.                                      |
| 184        | Houston, Tex.                                 | 224        | Longview-Marshall, Tex.                       | 262        | Newark, Ohio                                       |            |   |
| 185        | Huntington-Ashland,<br>W. Va.-Ky.-Ohio        | 225        | Lorain-Elyria, Ohio                           | 263        | Newburgh-Middletown,<br>N.Y.                       | 301        | Richland-Kennewick-<br>Pasco, Wash.             |
|            |   |            |   | 264        | Newport News-Hampton,<br>Va.                       | 302        | Richmond, Va.                                   |
| 186        | Huntsville, Ala.                              | 226        | Los Angeles-Long Beach,<br>Calif.             |            |  | 303        | Riverside-San Bernardino-<br>Ontario, Calif.    |

List of HC80-2, Metropolitan Housing Characteristics, Reports

| Report No. | Area                             | Report No. | Area                                      | Report No. | Area                              | Report No. | Area                               |
|------------|----------------------------------|------------|---|------------|-----------------------------------|------------|------------------------------------|
| 304        | Roanoke, Va.                     | 323        | San Juan, P.R.                            | 343        | State College, Pa.                | 362        | Vineland-Millville-Bridgeton, N.J. |
| 305        | Rochester, Minn.                 | 324        | Santa Barbara-Santa Maria-Lompoc, Calif.  | 344        | Steubenville-Weirton, Ohio-W. Va. | 363        | Visalia-Tulare-Porterville, Calif. |
| 306        | Rochester, N.Y.                  | 325        | Santa Cruz, Calif.                        | 345        | Stockton, Calif.                  | 364        | Waco, Tex.                         |
| 307        | Rockford, Ill.                   | 326        | Santa Rosa, Calif.                        | 346        | Syracuse, N.Y.                    | 365        | Washington, D.C.-Md.-Va.           |
| 308        | Rock Hill, S.C.                  | 327        | Sarasota, Fla.                            | 347        | Tacoma, Wash.                     | 366        | Waterbury, Conn.                   |
| 309        | Sacramento, Calif.               | 328        | Savannah, Ga.                             | 348        | Tallahassee, Fla.                 | 367        | Waterloo-Cedar Falls, Iowa         |
| 310        | Saginaw, Mich.                   | 329        | Seattle-Everett, Wash.                    | 349        | Tampa-St. Petersburg, Fla.        | 368        | Wausau, Wis.                       |
| 311        | St. Cloud, Minn.                 | 330        | Sharon, Pa.                               | 350        | Terre Haute, Ind.                 | 369        | West Palm Beach-Boca Raton, Fla.   |
| 312        | St. Joseph, Mo.                  | 331        | Sheboygan, Wis.                           | 351        | Texarkana, Tex.-Texarkana, Ark.   | 370        | Wheeling, W. Va.-Ohio              |
| 313        | St. Louis, Mo.-Ill.              | 332        | Sherman-Denison, Tex.                     | 352        | Toledo, Ohio-Mich.                | 371        | Wichita, Kans.                     |
| 314        | Salem, Oreg.                     | 333        | Shreveport, La.                           | 353        | Topeka, Kans.                     | 372        | Wichita Falls, Tex.                |
| 315        | Salinas-Seaside-Monterey, Calif. | 334        | Sioux City, Iowa-Nebr.                    | 354        | Trenton, N.J.                     | 373        | Williamsport, Pa.                  |
|            |                                  | 335        | Sioux Falls, S. Dak.                      | 355        | Tucson, Ariz.                     | 374        | Wilmington, Del.-N.J.-Md.          |
| 316        | Salisbury-Concord, N.C.          | 336        | South Bend, Ind.                          |            |                                   | 375        | Wilmington, N.C.                   |
| 317        | Salt Lake City-Ogden, Utah       | 337        | Spokane, Wash.                            | 356        | Tulsa, Okla.                      |            |                                    |
| 318        | San Angelo, Tex.                 | 338        | Springfield, Ill.                         | 357        | Tuscaloosa, Ala.                  | 376        | Worcester, Mass.                   |
| 319        | San Antonio, Tex.                | 339        | Springfield, Mo.                          | 358        | Tyler, Tex.                       | 377        | Yakima, Wash.                      |
| 320        | San Diego, Calif.                | 340        | Springfield, Ohio                         | 359        | Utica-Rome, N.Y.                  | 378        | York, Pa.                          |
|            |                                  |            |   | 360        | Vallejo-Fairfield-Napa, Calif.    | 379        | Youngstown-Warren, Ohio            |
| 321        | San Francisco-Oakland, Calif.    | 341        | Springfield-Chicopee-Holyoke, Mass.-Conn. | 361        | Victoria, Tex.                    | 380        | Yuba City, Calif.                  |
| 322        | San Jose, Calif.                 | 342        | Stamford, Conn.                           |            |                                   |            |                                    |



## APPENDIXES

|  |     |
|--|-----|
| A. Area Classifications . . . . .  | A-1 |
| B. Definitions and Explanations of Subject Characteristics . . . . .       | B-1 |
| C. General Enumeration and Processing Procedures . . . . .                 | C-1 |
| D. Accuracy of the Data . . . . .  | D-1 |
| E. Facsimiles of Respondent Instructions and Questionnaire Pages . . . . . | E-1 |
| F. Publication and Computer Tape Program . . . . .                         | F-1 |

## Introduction

|  |      |
|--|------|
| GENERAL . . . . .  | VII  |
| CONTENTS OF THE REPORT . . . . .                         | VII  |
| DERIVED FIGURES (Means, Medians, and Percents) . . . . . | VIII |
| SYMBOLS AND GEOGRAPHIC ABBREVIATIONS . . . . .           | VIII |
| SUPPRESSION OF DATA FOR CONFIDENTIALITY . . . . .        | VIII |

### GENERAL

This report is part of the *Metropolitan Housing Characteristics* series and presents cross-tabulations of sample data on housing and household characteristics from the 1980 Census of Population and Housing. Legal provision for this census, which was conducted as of April 1, 1980, was made in the Act of Congress of August 31, 1954 (amended August 1957, December 1975, and October 1976), which codified Title 13, United States Code.

The content and procedures of the 1980 census were determined after evaluation of the results of the 1970 census, consultation with a wide variety of users of census data, and extensive field testing. A number of changes were introduced in 1980 to improve the usefulness of the census results. The changes do not, however, affect to any appreciable extent the comparability between the 1980 data and the 1970 data. Further information on comparability appears in Appendix B, "Definitions and Explanations of Subject Characteristics."

More detailed information on the technical and procedural matters covered in the text of this report can be obtained by writing to the Director, Bureau of the Census, Washington, D.C. 20233. Such information will also appear in other publications of the 1980 census.

The *Metropolitan Housing Characteristics* series consists of a United States

Summary report and individual reports for each of the 50 States, Puerto Rico, and each of the standard metropolitan statistical areas (SMSA's) in the United States and Puerto Rico. The abbreviated identification for this report is HC80-2 (i.e., Housing Census, 1980, Volume 2) followed by a number representing the State or SMSA.

In the SMSA reports, data are published for the following levels of geography: the SMSA, each central city, and each place of 50,000 or more population. In the State reports, data are shown for the State, that part of the State inside SMSA's, and inside central cities. In the United States Summary report, data are published for the United States total, inside SMSA's, and inside central cities, and for the four census regions, the region total, inside SMSA's, and inside central cities.

### CONTENTS OF THE REPORT

This report contains text (this introduction and six appendixes), a table of contents, one or more maps, and a series of detailed tables. The detailed tables are organized to provide a set of 68 tables for each geographic area (State, SMSA, central city, etc.) covered in the report. As shown in the "Index of Tables" on page IX, the set of tables for each geographic area is identified with a unique letter (A, B, C, etc.) prefix in the table number. In the SMSA reports, the SMSA is presented first, followed by the sets of tables for the central cities and places, all in alphabetical order.

For each particular area, the 68 tables consist of: 13 tables for the area in its entirety, 44 tables for occupied housing units classified by the racial group of the householder, and 11 tables for occupied housing units with householders of Spanish origin. More specifically, tables

1 to 13 are for the entire State, SMSA, central city, or place; tables 14 to 24 are for housing units with a White householder; tables 25 to 35 are for units with a Black householder; tables 36 to 46 are for units with an American Indian, Eskimo, or Aleut householder; tables 47 to 57 are for units with an Asian or Pacific Islander householder; and tables 58 to 68 are for units with a Spanish origin householder.

The race and Spanish origin tables are presented for SMSA's and places only when certain population-size criteria are met. Tables 25 to 35 (Black); 36 to 46 (American Indian, Eskimo, and Aleut); and 47 to 57 (Asian and Pacific Islander) are presented only when the particular area's population contains 10,000 or more persons of the given racial group or when the persons in the given racial groups constitute 10 percent or more of the total population of the particular area. If any of these 3 sets of tables qualify to appear for an area, tables 14 to 24 (White) are also presented. The Spanish origin tables (58 to 68) are shown if there are 10,000 or more Spanish origin persons in the particular area or if such persons constitute 10 percent or more of the total population of the particular area.

Appearing last in the report are the appendixes. Appendix A describes the various area classifications (e.g., standard metropolitan statistical area, census designated place). Appendix B provides definitions and explanations for the subjects covered in this report. Appendix C briefly explains the residence rules used in counting the population and describes the data collection and processing procedures. Appendix D presents information on the sources of error in the data and on editing procedures. Appendix E contains facsimiles of the 1980 census questionnaire pages and respondent instructions. Appendix F summarizes the data dissemination program of the 1980 census.

### DERIVED FIGURES (Means, Medians, and Percents)

This report presents means, medians, and percents, as well as certain rates and ratios. The median—a type of average—is the middle value in a distribution; i.e., the median divides the distribution into two equal parts: one-half of the cases are below the median and one-half of the cases are above the median. Percents and other derived measures which round to less than 0.1 are not shown but are indicated as zero (i.e., “—”).

Medians for rooms are rounded to the nearest tenth; for age, to the nearest year; for persons, to the nearest hundredth; for value, to the nearest hundred dollars; and for income, selected monthly owner costs, contract and gross rent, to the nearest dollar. In computing medians for rooms and persons per housing unit, the whole number is used as the midpoint of the interval so that, for example, the category “3 rooms” is treated as an interval ranging from 2.5 to 3.5 rooms. In computing median rent, units reported as “no cash rent” are excluded. The median is computed on the basis of the distribution as tabulated, which is sometimes more detailed than the distribution shown in this report. For example, median age is based on a distribution of five year intervals from 15 to 85 years. When the median falls in the lower terminal category of an open-ended distribution, the method of presentation is to show the initial value of the next category followed by a minus sign; thus, for example, if the median falls in the category “Less than \$10,000,” it is shown as “\$10,000—.” When the median falls in the upper terminal category of an open-

ended distribution, the initial value of the terminal category is given followed by a plus sign; thus, for example, if the median falls in the category “\$150,000 or more,” it is shown as “\$150,000+.”

### SYMBOLS AND GEOGRAPHIC ABBREVIATIONS

The following symbols and geographic abbreviations are used in the tables:

- A dash “—” represents zero or a percent which rounds to less than 0.1.
- Three dots “. . .” mean not applicable, or that the data are being withheld to avoid disclosure of information for individual housing units. (For further information on disclosure, see the section below on “Suppression of Data for Confidentiality.”)
- CDP is census designated place.
- SMSA is standard metropolitan statistical area.

### SUPPRESSION OF DATA FOR CONFIDENTIALITY

To maintain the confidentiality promised respondents and required by law, the Census Bureau takes precautions that its published data do not disclose information about specific individuals and housing units. To accomplish this, the Bureau suppresses data for characteristics which are based on a small number of persons and/or housing units in the geographic area. Under certain conditions, both primary and complementary suppression, as defined below, may take place.


The general rules of primary suppression of sample data are as follows: esti-

mates of total population by race and Spanish origin are never suppressed; other characteristics for persons are shown only if there are 30 or more persons in the geographic area; estimates of total housing units, vacant housing units, year-round housing units, and occupied housing units are never suppressed; characteristics of year-round housing units which are not classified by occupancy status are shown only when there are 10 or more year-round housing units in the geographic area; characteristics of families, households, or occupied housing units are shown only if there are at least 10 occupied housing units within the geographic area; and distributions of data for owners or renters are shown only where the number of owners is at least 10 and the number of renters is also at least 10. These primary suppression criteria are applied independently of one another. The comparable figures for complete count (100-percent) data are 15 or more persons and 5 or more housing units of the specified type.

Population and occupied housing unit characteristics cross-classified by race or Spanish origin (of the householder in the case of occupied housing units) are subject to an additional level of examination. This requires that the 30 person or 10 housing unit criterion stated above be applied individually to each race or Spanish origin category.

Finally, complementary suppression is applied to prevent the derivation of primary suppressed data by subtraction. For example, housing unit data shown by tenure may require complementary suppression when the number of owner-occupied or renter-occupied housing units is less than 10.





# Metropolitan Housing Characteristics

## COLORADO

HC80-2-7

### Contents

#### Arrangement of Tables

This report presents a set of tables for the State, inside SMSA's, and in central cities. The report is organized to provide a set of 68 tables for each geographic area. There are 11 tables showing data for all households in the area, 2 tables showing data for vacant units, 11 tables for householders of each of four separate race groups, and 11 tables for householders of Spanish origin. The race/Spanish origin tables are, however, shown only when certain population criteria are met. See page VII of the Introduction for further information. To assist the reader in using this report, the listings are presented as follows:

|   |      |
|---|------|
|   | Page |
| Index of Tables—shows the pages on which the tables for each geographic area appear and the pages on which data for the various race/Spanish origin householders appear . . . . . | IX   |
| List of Tables—shows the table numbers and titles for each of the 68 tables . . . . .   | X    |
| Table Finding Guide—shows the tables in which the various subject cross-classifications presented in the report appear . . . . .  | XII  |
| Map—Standard Metropolitan Statistical Areas, Counties, and Selected Places . . . . .  | XIV  |

### INDEX OF TABLES

Tables for the total State have the prefix letter "A"; tables for inside SMSA's have the prefix letter "B"; and tables for in central cities have the prefix letter "C."

| Area                        | Prefix letter | Tables 1-13 | Tables 14-24 | Tables 25-35 | Tables 36-46                       | Tables 47-57               | Tables 58-68   |
|-----------------------------|---------------|-------------|--------------|--------------|------------------------------------|----------------------------|----------------|
|                             |               | Total       | White        | Black        | American Indian, Eskimo, and Aleut | Asian and Pacific Islander | Spanish Origin |
|                             |               | Pages       | Pages        | Pages        | Pages                              | Pages                      | Pages          |
| State total . . . . .       | A             | 1 to 12     | 13 to 23     | 24 to 34     | 35 to 45                           | 46 to 56                   | 57 to 67       |
| Inside SMSA's . . . . .     | B             | 68 to 79    | 80 to 90     | 91 to 101    | 102 to 112                         | 113 to 123                 | 124 to 134     |
| In Central Cities . . . . . | C             | 135 to 146  | 147 to 157   | 158 to 168   | —                                  | 169 to 179                 | 180 to 190     |

**LIST OF TABLES**

(Tables 14 to 24 for the White population are shown if any of the other three racial groups in the area qualify; tables 25 to 35 are shown if an area has 10,000 or more or 10 percent Black population; tables 36 to 46 are shown if an area has 10,000 or more or 10 percent American Indian, Eskimo, and Aleut population; tables 47 to 57 are shown if an area has 10,000 or more or 10 percent Asian and Pacific Islander population; and tables 58 to 68 are shown if an area has 10,000 or more or 10 percent Spanish origin population)

**TABLES**

1. Value of Owner-Occupied Housing Units: 1980
2. Gross Rent of Renter-Occupied Housing Units: 1980
3. Income and Poverty Status in 1979 of Owner-Occupied Housing Units: 1980
4. Income and Poverty Status in 1979 of Renter-Occupied Housing Units: 1980
5. Selected Monthly Owner Costs for Mortgaged Housing Units: 1980
6. Selected Monthly Owner Costs for Not Mortgaged Housing Units: 1980
7. Year Structure Built for Owner- and Renter-Occupied Housing Units: 1980
8. Units in Structure for Owner- and Renter-Occupied Housing Units: 1980
9. Owner- and Renter-Occupied Housing Units by Size of Household: 1980
10. Household Composition and Age of Householder for Owner- and Renter-Occupied Housing Units: 1980
11. Age and Sex of Householder in One-Person Households for Owner- and Renter-Occupied Housing Units: 1980
12. Duration of Vacancy for Year-Round Vacant for Sale and Vacant for Rent Housing Units: 1980
13. Price Asked and Rent Asked for Year-Round Vacant Housing Units: 1980
14. Value of Owner-Occupied Housing Units With a White Householder: 1980
15. Gross Rent of Renter-Occupied Housing Units With a White Householder: 1980
16. Income and Poverty Status in 1979 of Owner-Occupied Housing Units With a White Householder: 1980
17. Income and Poverty Status in 1979 of Renter-Occupied Housing Units With a White Householder: 1980

**TABLES**

18. Selected Monthly Owner Costs for Mortgaged Housing Units With a White Householder: 1980
19. Selected Monthly Owner Costs for Not Mortgaged Housing Units With a White Householder: 1980
20. Year Structure Built for Owner- and Renter-Occupied Housing Units With a White Householder: 1980
21. Units in Structure for Owner- and Renter-Occupied Housing Units With a White Householder: 1980
22. Owner- and Renter-Occupied Housing Units With a White Householder by Size of Household: 1980
23. Household Composition and Age of Householder for Owner- and Renter-Occupied Housing Units With a White Householder: 1980
24. Age and Sex of Householder in One-Person Households for Owner- and Renter-Occupied Housing Units With a White Householder: 1980
25. Value of Owner-Occupied Housing Units With a Black Householder: 1980
26. Gross Rent of Renter-Occupied Housing Units With a Black Householder: 1980
27. Income and Poverty Status in 1979 of Owner-Occupied Housing Units With a Black Householder: 1980
28. Income and Poverty Status in 1979 of Renter-Occupied Housing Units With a Black Householder: 1980
29. Selected Monthly Owner Costs for Mortgaged Housing Units With a Black Householder: 1980
30. Selected Monthly Owner Costs for Not Mortgaged Housing Units With a Black Householder: 1980
31. Year Structure Built for Owner- and Renter-Occupied Housing Units With a Black Householder: 1980
32. Units in Structure for Owner- and Renter-Occupied Housing Units With a Black Householder: 1980
33. Owner- and Renter-Occupied Housing Units With a Black Householder by Size of Household: 1980
34. Household Composition and Age of Householder for Owner- and Renter-Occupied Housing Units With a Black Householder: 1980
35. Age and Sex of Householder in One-Person Households for Owner- and Renter-Occupied Housing Units With a Black Householder: 1980

**TABLES**

36. Value of Owner-Occupied Housing Units With an American Indian, Eskimo, or Aleut Householder: 1980
37. Gross Rent of Renter-Occupied Housing Units With an American Indian, Eskimo, or Aleut Householder: 1980
38. Income and Poverty Status in 1979 of Owner-Occupied Housing Units With an American Indian, Eskimo, or Aleut Householder: 1980
39. Income and Poverty Status in 1979 of Renter-Occupied Housing Units With an American Indian, Eskimo, or Aleut Householder: 1980
40. Selected Monthly Owner Costs for Mortgaged Housing Units With an American Indian, Eskimo, or Aleut Householder: 1980
41. Selected Monthly Owner Costs for Not Mortgaged Housing Units With an American Indian, Eskimo, or Aleut Householder: 1980
42. Year Structure Built for Owner- and Renter-Occupied Housing Units With an American Indian, Eskimo, or Aleut Householder: 1980
43. Units in Structure for Owner- and Renter-Occupied Housing Units With an American Indian, Eskimo, or Aleut Householder: 1980
44. Owner- and Renter-Occupied Housing Units With an American Indian, Eskimo, or Aleut Householder by Size of Household: 1980
45. Household Composition and Age of Householder for Owner- and Renter-Occupied Housing Units With an American Indian, Eskimo, or Aleut Householder: 1980
46. Age and Sex of Householder in One-Person Households for Owner- and Renter-Occupied Housing Units With an American Indian, Eskimo, or Aleut Householder: 1980
47. Value of Owner-Occupied Housing Units With an Asian or Pacific Islander Householder: 1980
48. Gross Rent of Renter-Occupied Housing Units With an Asian or Pacific Islander Householder: 1980
49. Income and Poverty Status in 1979 of Owner-Occupied Housing Units With an Asian or Pacific Islander Householder: 1980
50. Income and Poverty Status in 1979 of Renter-Occupied Housing Units With an Asian or Pacific Islander Householder: 1980
51. Selected Monthly Owner Costs for Mortgaged Housing Units With an Asian or Pacific Islander Householder: 1980

**TABLES**

52. Selected Monthly Owner Costs for Not Mortgaged Housing Units With an Asian or Pacific Islander Householder: 1980
53. Year Structure Built for Owner- and Renter-Occupied Housing Units With an Asian or Pacific Islander Householder: 1980
54. Units in Structure for Owner- and Renter-Occupied Housing Units With an Asian or Pacific Islander Householder: 1980
55. Owner- and Renter-Occupied Housing Units With an Asian or Pacific Islander Householder by Size of Household: 1980
56. Household Composition and Age of Householder for Owner- and Renter-Occupied Housing Units With an Asian or Pacific Islander Householder: 1980
57. Age and Sex of Householder in One-Person Households for Owner- and Renter-Occupied Housing Units With an Asian or Pacific Islander Householder: 1980
58. Value of Owner-Occupied Housing Units With a Spanish Origin Householder: 1980
59. Gross Rent of Renter-Occupied Housing Units With a Spanish Origin Householder: 1980
60. Income and Poverty Status in 1979 of Owner-Occupied Housing Units With a Spanish Origin Householder: 1980
61. Income and Poverty Status in 1979 of Renter-Occupied Housing Units With a Spanish Origin Householder: 1980
62. Selected Monthly Owner Costs for Mortgaged Housing Units With a Spanish Origin Householder: 1980
63. Selected Monthly Owner Costs for Not Mortgaged Housing Units With a Spanish Origin Householder: 1980
64. Year Structure Built for Owner- and Renter-Occupied Housing Units With a Spanish Origin Householder: 1980
65. Units in Structure for Owner- and Renter-Occupied Housing Units With a Spanish Origin Householder: 1980
66. Owner- and Renter-Occupied Housing Units With a Spanish Origin Householder by Size of Household: 1980
67. Household Composition and Age of Householder for Owner- and Renter-Occupied Housing Units With a Spanish Origin Householder: 1980
68. Age and Sex of Householder in One-Person Households for Owner- and Renter-Occupied Housing Units With a Spanish Origin Householder: 1980

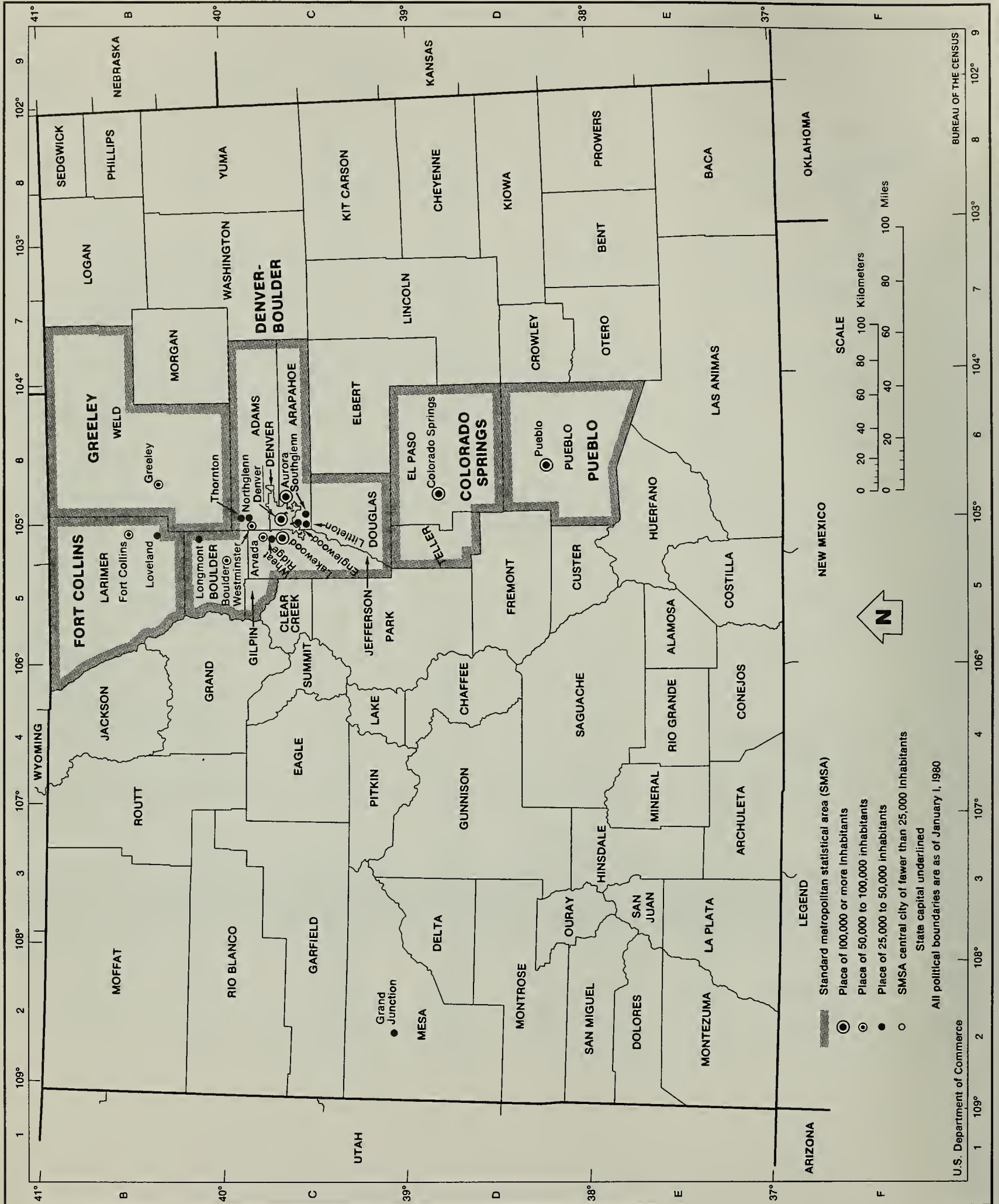
# Table Finding Guide — Cross-Classification of Subjects by Table Number

| Subject   | Value | Gross rent | Income and poverty status in 1979 of owner-occupied housing units | Income and poverty status in 1979 of renter-occupied housing units | Selected monthly owner costs for mortgaged housing units | Selected monthly owner costs for not mortgaged housing units |
|---|-------|------------|---|--|--|--|
| <b>OCCUPANCY CHARACTERISTICS</b>  |       |            |   |  |  |  |
| Condominium . . . . .   | —     | —          | —   | —  | —  | —  |
| Year moved into unit . . . . .  | 1     | 2          | 3   | 4  | 5  | 6  |
| <b>UTILIZATION CHARACTERISTICS</b>  |       |            |   |  |  |  |
| Rooms . . . . .   | 1     | 2          | —   | —  | 5  | 6  |
| Persons in unit . . . . .   | —     | —          | —   | —  | 5  | 6  |
| Bedrooms . . . . .  | 1     | 2          | —   | —  | —  | —  |
| Median rooms . . . . .  | 1     | 2          | 3   | 4  | 5  | 6  |
| <b>STRUCTURAL CHARACTERISTICS</b>   |       |            |   |  |  |  |
| Units in structure . . . . .  | —     | 2          | —   | —  | —  | —  |
| Year structure built . . . . .  | 1     | 2          | —   | —  | 5  | 6  |
| Stories in structure . . . . .  | —     | 2          | —   | —  | —  | —  |
| <b>PLUMBING CHARACTERISTICS</b>   |       |            |   |  |  |  |
| Plumbing facilities . . . . .   | 1     | 2          | 3   | 4  | —  | —  |
| <b>EQUIPMENT AND FUELS</b>  |       |            |   |  |  |  |
| Heating equipment . . . . .   | 1     | 2          | 3   | 4  | 5  | 6  |
| Air conditioning . . . . .  | 1     | 2          | 3   | 4  | 5  | 6  |
| Vehicles available . . . . .  | —     | —          | 3   | 4  | —  | —  |
| House heating fuel . . . . .  | —     | —          | 3   | 4  | 5  | 6  |
| Water heating fuel . . . . .  | —     | —          | —   | —  | —  | —  |
| <b>FINANCIAL CHARACTERISTICS</b>  |       |            |   |  |  |  |
| Value . . . . .   | —     | —          | —   | —  | 5  | 6  |
| Price asked . . . . .   | —     | —          | —   | —  | —  | —  |
| Mortgage status and selected monthly owner costs . . . . .  | —     | —          | 3   | —  | —  | —  |
| Selected monthly owner costs as percentage of household income . . . . .  | —     | —          | —   | —  | 5  | 6  |
| Contract rent . . . . .   | —     | —          | —   | 4  | —  | —  |
| Gross rent . . . . .  | —     | —          | —   | 4  | —  | —  |
| Rent asked . . . . .  | —     | —          | —   | —  | —  | —  |
| Gross rent as percentage of household income . . . . .  | —     | 2          | —   | 4  | —  | —  |
| Mortgage status and selected monthly owner costs as percentage of household income . . . . .  | 1     | —          | 3   | —  | —  | —  |
| <b>HOUSEHOLD CHARACTERISTICS</b>  |       |            |   |  |  |  |
| Household type by age of householder . . . . .  | 1     | 2          | 3   | 4  | 5  | 6  |
| Income . . . . .  | 1     | —          | —   | —  | —  | —  |
| Income below poverty level . . . . .  | 1     | 2          | —   | —  | —  | —  |
| The table numbers listed above show data for all households. Similar data are shown in the tables listed below when there are 10,000 or more persons of the race or Spanish origin group, or if the group comprises 10 percent of the area population. For further explanation, see the Introduction on page VII. |       |            |   |  |  |  |
| White . . . . .   | 14    | 15         | 16  | 17   | 18   | 19   |
| Black . . . . .   | 25    | 26         | 27  | 28   | 29   | 30   |
| American Indian, Eskimo, and Aleut . . . . .  | 36    | 37         | 38  | 39   | 40   | 41   |
| Asian and Pacific Islander . . . . .  | 47    | 48         | 49  | 50   | 51   | 52   |
| Spanish origin . . . . .  | 58    | 59         | 60  | 61   | 62   | 63   |

**Table Finding Guide—Cross-Classification of Subjects by Table Number**

| Subject   | Year structure built | Units in structure | Size of household (persons) | Household composition by age of householder | Age and sex of householder in one-person households | Duration of vacancy | Price asked and rent asked |
|---|----------------------|--------------------|-----------------------------|---|---|---------------------|----------------------------|
| <b>OCCUPANCY CHARACTERISTICS</b>  |                      |                    |                             |   |   |                     |                            |
| Condominium . . . . .   | —                    | 8                  | —                           | —   | —   | —                   | —                          |
| Year moved into unit . . . . .  | 7                    | 8                  | —                           | —   | —   | —                   | —                          |
| <b>UTILIZATION CHARACTERISTICS</b>  |                      |                    |                             |   |   |                     |                            |
| Rooms . . . . .   | 7                    | 8                  | 9                           | —   | —   | 12                  | —                          |
| Persons in unit . . . . .   | 7                    | —                  | —                           | 10  | —   | —                   | —                          |
| Bedrooms . . . . .  | —                    | 8                  | —                           | —   | —   | 12                  | 13                         |
| Median rooms . . . . .  | 7                    | 8                  | 9                           | —   | —   | 12                  | —                          |
| <b>STRUCTURAL CHARACTERISTICS</b>   |                      |                    |                             |   |   |                     |                            |
| Units in structure . . . . .  | 7                    | —                  | 9                           | —   | 11  | 12                  | 13                         |
| Year structure built . . . . .  | —                    | —                  | —                           | —   | —   | 12                  | 13                         |
| Stories in structure . . . . .  | —                    | —                  | —                           | —   | —   | —                   | —                          |
| <b>PLUMBING CHARACTERISTICS</b>   |                      |                    |                             |   |   |                     |                            |
| Plumbing facilities . . . . .   | 7                    | 8                  | 9                           | 10  | 11  | 12                  | 13                         |
| <b>EQUIPMENT AND FUELS</b>  |                      |                    |                             |   |   |                     |                            |
| Heating equipment . . . . .   | 7                    | 8                  | —                           | —   | —   | 12                  | —                          |
| Air conditioning . . . . .  | 7                    | 8                  | —                           | —   | —   | —                   | —                          |
| Vehicles available . . . . .  | —                    | 8                  | —                           | —   | —   | —                   | —                          |
| House heating fuel . . . . .  | 7                    | 8                  | —                           | —   | —   | —                   | —                          |
| Water heating fuel . . . . .  | —                    | 8                  | —                           | —   | —   | —                   | —                          |
| <b>FINANCIAL CHARACTERISTICS</b>  |                      |                    |                             |   |   |                     |                            |
| Value . . . . .   | —                    | —                  | 9                           | —   | —   | —                   | —                          |
| Price asked . . . . .   | —                    | —                  | —                           | —   | —   | 12                  | —                          |
| Mortgage status and selected monthly owner costs . . . . .  | —                    | —                  | —                           | —   | 11  | —                   | —                          |
| Selected monthly owner costs as percentage of household income . . . . .  | —                    | —                  | 9                           | —   | 11  | —                   | —                          |
| Contract rent . . . . .   | —                    | —                  | —                           | —   | —   | —                   | —                          |
| Gross rent . . . . .  | —                    | —                  | 9                           | —   | 11  | —                   | —                          |
| Rent asked . . . . .  | —                    | —                  | —                           | —   | —   | 12                  | —                          |
| Gross rent as percentage of household income . . . . .  | —                    | —                  | 9                           | 10  | 11  | —                   | —                          |
| Mortgage status and selected monthly owner costs as percentage of household income . . . . .  | —                    | —                  | —                           | 10  | —   | —                   | —                          |
| <b>HOUSEHOLD CHARACTERISTICS</b>  |                      |                    |                             |   |   |                     |                            |
| Household type by age of householder . . . . .  | 7                    | 8                  | —                           | —   | —   | —                   | —                          |
| Income . . . . .  | 7                    | 8                  | 9                           | —   | 11  | —                   | —                          |
| Income below poverty level . . . . .  | 7                    | 8                  | 9                           | —   | 11  | —                   | —                          |
| The table numbers listed above show data for all households. Similar data are shown in the tables listed below when there are 10,000 or more persons of the race or Spanish origin group, or if the group comprises 10 percent of the area population. For further explanation, see the Introduction on page VII. |                      |                    |                             |   |   |                     |                            |
| White . . . . .   | 20                   | 21                 | 22                          | 23  | 24  | —                   | —                          |
| Black . . . . .   | 31                   | 32                 | 33                          | 34  | 35  | —                   | —                          |
| American Indian, Eskimo, and Aleut . . . . .  | 42                   | 43                 | 44                          | 45  | 46  | —                   | —                          |
| Asian and Pacific Islander . . . . .  | 53                   | 54                 | 55                          | 56  | 57  | —                   | —                          |
| Spanish origin . . . . .  | 64                   | 65                 | 66                          | 67  | 68  | —                   | —                          |

# Standard Metropolitan Statistical Areas, Counties, and Selected Places



SMSA boundaries are as defined on April 1, 1980

CORRECTION NOTE

Corrections to the 1980 census counts of the total population and total housing units have been made to some of the areas shown in this report. These corrections can be found in the correction note in PC80-1-A1, Number of Inhabitants, United States Summary; the PC80-1-B, General Population Characteristics; HC80-1-A, General Housing Characteristics Individual State reports and the United States Summary.

NOTE TO USERS:

1. In tables where the median age for total persons in owner-occupied and renter-occupied housing units is shown as ~~05+~~, the correct entry should be three dots (...).
2. The "Not computed" line for Mortgage Status and Selected Monthly Owner Costs as Percentage of Household Income in 1979 for not mortgaged units includes households with zero or negative income and households reporting no housing costs; that is, not mortgaged units with no utility, fuel, tax, or insurance payments required. Households with no Selected Monthly Owner Costs are normally excluded from the "Not computed" category.





Table A-1. Value of Owner-Occupied Housing Units: 1980

[Data are estimates based on a sample, see Introduction. For meaning of symbols, see Introduction. For definitions of terms, see appendixes A and B.]

| The State   | Total           | Less than \$10,000 | \$10,000 to \$19,999 | \$20,000 to \$29,999 | \$30,000 to \$39,999 | \$40,000 to \$49,999 | \$50,000 to \$59,999 | \$60,000 to \$79,999 | \$80,000 to \$99,999 | \$100,000 to \$149,999 | \$150,000 or more | Median (dollars) | Mean (dollars) |
|---|-----------------|--------------------|----------------------|----------------------|----------------------|----------------------|----------------------|----------------------|----------------------|------------------------|-------------------|------------------|----------------|
| <b>Specified owner-occupied housing units</b> -----   | <b>530 219</b>  | <b>4 764</b>       | <b>14 295</b>        | <b>27 461</b>        | <b>39 579</b>        | <b>62 145</b>        | <b>78 358</b>        | <b>160 614</b>       | <b>73 918</b>        | <b>49 596</b>          | <b>19 489</b>     | <b>64 100</b>    | <b>70 100</b>  |
| <b>HOUSEHOLD TYPE AND AGE OF HOUSEHOLDER</b>  |                 |                    |                      |                      |                      |                      |                      |                      |                      |                        |                   |                  |                |
| <b>Married-couple families</b> -----  | <b>404 362</b>  | <b>2 163</b>       | <b>7 759</b>         | <b>16 217</b>        | <b>25 606</b>        | <b>42 758</b>        | <b>58 192</b>        | <b>128 024</b>       | <b>63 269</b>        | <b>43 379</b>          | <b>16 995</b>     | <b>67 000</b>    | <b>73 800</b>  |
| 15 to 24 years -----  | 9 666           | 70                 | 166                  | 539                  | 1 088                | 1 845                | 2 333                | 2 977                | 500                  | 109                    | 39                | 54 900           | 55 400         |
| 25 to 34 years -----  | 100 680         | 200                | 852                  | 2 333                | 5 329                | 10 825               | 16 149               | 38 759               | 16 171               | 8 036                  | 2 026             | 66 600           | 70 900         |
| 35 to 44 years -----  | 99 184          | 209                | 991                  | 2 045                | 3 604                | 7 320                | 11 114               | 32 053               | 20 713               | 5 907                  | 5 907             | 74 900           | 83 600         |
| 45 to 64 years -----  | 146 673         | 808                | 2 740                | 6 045                | 9 213                | 15 226               | 21 196               | 43 718               | 22 272               | 17 471                 | 7 984             | 67 600           | 76 200         |
| 65 years and over -----   | 48 159          | 876                | 3 010                | 5 255                | 6 372                | 7 542                | 7 400                | 10 517               | 3 613                | 2 535                  | 1 039             | 51 100           | 56 200         |
| <b>Male householder, no wife present</b> -----  | <b>42 747</b>   | <b>836</b>         | <b>1 965</b>         | <b>3 229</b>         | <b>3 874</b>         | <b>5 844</b>         | <b>6 615</b>         | <b>12 435</b>        | <b>4 185</b>         | <b>2 591</b>           | <b>1 173</b>      | <b>58 300</b>    | <b>62 300</b>  |
| 15 to 24 years -----  | 3 159           | 61                 | 69                   | 254                  | 315                  | 537                  | 623                  | 1 037                | 148                  | 100                    | 15                | 54 600           | 55 600         |
| 25 to 34 years -----  | 15 272          | 62                 | 303                  | 704                  | 1 150                | 1 801                | 2 776                | 5 678                | 1 643                | 822                    | 333               | 62 600           | 65 800         |
| 35 to 44 years -----  | 7 756           | 76                 | 155                  | 316                  | 514                  | 899                  | 1 029                | 2 470                | 1 181                | 777                    | 339               | 66 700           | 72 800         |
| 45 to 64 years -----  | 9 682           | 250                | 574                  | 873                  | 889                  | 1 449                | 1 318                | 2 367                | 1 017                | 633                    | 312               | 55 500           | 61 600         |
| 65 years and over -----   | 6 878           | 387                | 864                  | 1 082                | 1 006                | 1 158                | 869                  | 883                  | 196                  | 259                    | 174               | 40 800           | 46 900         |
| <b>Female householder, no husband present</b> -----   | <b>83 110</b>   | <b>1 765</b>       | <b>4 571</b>         | <b>8 015</b>         | <b>10 099</b>        | <b>13 543</b>        | <b>13 551</b>        | <b>20 155</b>        | <b>6 464</b>         | <b>3 626</b>           | <b>1 321</b>      | <b>52 300</b>    | <b>56 200</b>  |
| 15 to 24 years -----  | 1 498           | 38                 | 59                   | 75                   | 154                  | 331                  | 314                  | 387                  | 78                   | 49                     | 13                | 53 400           | 55 500         |
| 25 to 34 years -----  | 11 674          | 52                 | 201                  | 523                  | 1 097                | 1 979                | 2 225                | 3 657                | 1 143                | 623                    | 174               | 58 900           | 62 600         |
| 35 to 44 years -----  | 13 673          | 58                 | 189                  | 545                  | 976                  | 1 930                | 2 314                | 4 557                | 1 777                | 1 026                  | 301               | 63 100           | 67 700         |
| 45 to 64 years -----  | 26 304          | 500                | 1 212                | 2 272                | 3 174                | 4 127                | 4 305                | 6 662                | 2 329                | 1 276                  | 447               | 53 800           | 58 100         |
| 65 years and over -----   | 29 961          | 1 117              | 2 910                | 4 600                | 4 698                | 5 176                | 4 393                | 4 892                | 1 137                | 652                    | 386               | 43 200           | 46 700         |
| <b>Median age</b> -----   | <b>45.3</b>     | <b>65.0</b>        | <b>63.8</b>          | <b>60.2</b>          | <b>54.6</b>          | <b>48.6</b>          | <b>45.2</b>          | <b>41.8</b>          | <b>42.0</b>          | <b>43.7</b>            | <b>46.0</b>       | <b>...</b>       | <b>...</b>     |
| <b>YEAR HOUSEHOLDER MOVED INTO UNIT</b>   |                 |                    |                      |                      |                      |                      |                      |                      |                      |                        |                   |                  |                |
| 1979 to March 1980 -----  | 89 098          | 319                | 967                  | 2 189                | 4 202                | 8 740                | 12 638               | 31 574               | 14 864               | 9 703                  | 3 902             | 69 200           | 76 400         |
| 1975 to 1978 -----  | 169 693         | 655                | 2 105                | 4 951                | 9 518                | 16 563               | 24 050               | 56 066               | 28 565               | 19 810                 | 7 410             | 68 900           | 76 300         |
| 1970 to 1974 -----  | 91 867          | 651                | 2 027                | 4 194                | 6 206                | 10 485               | 12 754               | 27 130               | 14 758               | 10 057                 | 3 605             | 66 500           | 72 900         |
| 1960 to 1969 -----  | 99 159          | 1 019              | 3 347                | 6 190                | 8 178                | 13 010               | 15 742               | 29 635               | 11 416               | 7 340                  | 3 282             | 61 200           | 66 400         |
| 1959 or earlier -----   | 80 402          | 2 120              | 5 849                | 9 937                | 11 475               | 13 347               | 13 174               | 16 209               | 4 315                | 2 686                  | 1 290             | 48 100           | 51 700         |
| <b>ROOMS</b>  |                 |                    |                      |                      |                      |                      |                      |                      |                      |                        |                   |                  |                |
| 1 to 3 rooms -----  | 9 230           | 1 034              | 1 371                | 1 410                | 1 290                | 1 299                | 983                  | 1 209                | 370                  | 191                    | 73                | 35 700           | 40 500         |
| 4 rooms -----   | 46 964          | 1 803              | 5 065                | 7 936                | 8 737                | 9 371                | 6 618                | 5 500                | 1 061                | 599                    | 274               | 39 900           | 41 900         |
| 5 rooms -----   | 97 985          | 1 173              | 4 522                | 9 794                | 14 441               | 19 782               | 19 667               | 4 560                | 1 766                | 641                    | 49 600            | 51 100           |                |
| 6 rooms -----   | 103 176         | 491                | 2 151                | 5 029                | 8 058                | 14 046               | 20 409               | 36 826               | 10 121               | 4 713                  | 1 332             | 60 600           | 62 600         |
| 7 rooms -----   | 97 627          | 150                | 757                  | 1 840                | 3 902                | 9 246                | 14 659               | 38 560               | 18 070               | 8 288                  | 2 155             | 69 100           | 73 200         |
| 8 or more rooms -----   | 175 237         | 113                | 429                  | 1 452                | 3 151                | 8 401                | 16 022               | 56 880               | 39 736               | 34 039                 | 15 014            | 80 500           | 92 600         |
| <b>Median</b> -----   | <b>6.6</b>      | <b>4.2</b>         | <b>4.7</b>           | <b>4.9</b>           | <b>5.2</b>           | <b>5.5</b>           | <b>6.1</b>           | <b>6.9</b>           | <b>7.6</b>           | <b>8.2</b>             | <b>8.5+</b>       | <b>...</b>       | <b>...</b>     |
| <b>BEDROOMS</b>   |                 |                    |                      |                      |                      |                      |                      |                      |                      |                        |                   |                  |                |
| None -----  | 506             | 80                 | 65                   | 81                   | 91                   | 80                   | 32                   | 48                   | 21                   | 5                      | 3                 | 32 200           | 36 000         |
| 1 -----   | 12 729          | 1 072              | 1 945                | 2 170                | 1 946                | 1 897                | 1 375                | 1 552                | 454                  | 231                    | 87                | 35 600           | 40 200         |
| 2 -----   | 113 336         | 2 419              | 7 687                | 14 032               | 17 121               | 21 117               | 19 683               | 21 830               | 5 485                | 2 745                  | 1 217             | 47 300           | 49 900         |
| 3 -----   | 230 352         | 973                | 3 681                | 9 124                | 15 956               | 28 559               | 38 863               | 79 033               | 32 441               | 16 575                 | 5 147             | 63 900           | 68 000         |
| 4 -----   | 137 121         | 172                | 797                  | 1 678                | 3 634                | 8 653                | 15 032               | 46 878               | 28 596               | 23 189                 | 8 492             | 76 300           | 86 000         |
| 5 or more -----   | 36 175          | 48                 | 120                  | 376                  | 831                  | 1 839                | 3 373                | 11 273               | 6 921                | 6 851                  | 4 543             | 80 600           | 97 600         |
| <b>YEAR STRUCTURE BUILT</b>   |                 |                    |                      |                      |                      |                      |                      |                      |                      |                        |                   |                  |                |
| 1975 to March 1980 -----  | 107 946         | 130                | 319                  | 747                  | 1 872                | 5 501                | 10 853               | 38 761               | 24 316               | 18 083                 | 7 364             | 77 800           | 88 400         |
| 1970 to 1974 -----  | 79 825          | 189                | 487                  | 1 124                | 2 572                | 6 127                | 10 385               | 27 922               | 16 763               | 10 993                 | 3 263             | 73 300           | 80 300         |
| 1960 to 1969 -----  | 106 292         | 363                | 865                  | 2 037                | 4 854                | 10 773               | 16 372               | 39 133               | 17 418               | 10 612                 | 3 865             | 68 500           | 75 100         |
| 1950 to 1959 -----  | 103 895         | 577                | 1 931                | 5 296                | 10 541               | 17 604               | 21 568               | 32 078               | 7 675                | 4 704                  | 1 921             | 57 100           | 61 100         |
| 1940 to 1949 -----  | 39 166          | 588                | 2 227                | 4 286                | 6 126                | 7 550                | 7 129                | 7 335                | 1 999                | 1 291                  | 635               | 48 500           | 52 400         |
| 1939 or earlier -----   | 93 095          | 2 917              | 8 466                | 13 971               | 13 614               | 14 590               | 12 051               | 15 385               | 5 747                | 3 913                  | 2 441             | 45 000           | 52 000         |
| <b>HOUSEHOLD INCOME IN 1979</b>   |                 |                    |                      |                      |                      |                      |                      |                      |                      |                        |                   |                  |                |
| Less than \$5,000 -----   | 30 813          | 1 802              | 3 582                | 5 041                | 4 668                | 4 514                | 3 896                | 4 390                | 1 434                | 1 069                  | 417               | 40 700           | 45 900         |
| \$5,000 to \$9,999 -----  | 48 692          | 1 397              | 4 114                | 6 991                | 7 746                | 8 924                | 6 970                | 8 558                | 2 202                | 1 189                  | 601               | 44 500           | 48 100         |
| \$10,000 to \$12,499 -----  | 28 799          | 491                | 1 566                | 2 929                | 4 233                | 5 512                | 4 880                | 6 222                | 1 679                | 955                    | 332               | 49 400           | 53 000         |
| \$12,500 to \$14,999 -----  | 28 196          | 309                | 1 248                | 2 322                | 3 524                | 5 665                | 5 306                | 6 696                | 1 960                | 949                    | 217               | 51 700           | 54 600         |
| \$15,000 to \$19,999 -----  | 71 016          | 405                | 1 710                | 3 933                | 7 169                | 12 421               | 15 000               | 21 648               | 5 474                | 2 572                  | 684               | 56 200           | 58 900         |
| \$20,000 to \$24,999 -----  | 81 690          | 161                | 1 027                | 2 913                | 5 557                | 10 252               | 15 266               | 31 429               | 10 008               | 3 924                  | 1 153             | 63 000           | 65 400         |
| \$25,000 to \$34,999 -----  | 123 711         | 136                | 715                  | 2 278                | 4 878                | 10 512               | 18 178               | 48 951               | 24 010               | 11 669                 | 2 384             | 69 800           | 73 900         |
| \$35,000 to \$49,999 -----  | 77 275          | 36                 | 222                  | 873                  | 1 492                | 3 365                | 7 039                | 25 543               | 19 060               | 15 511                 | 4 134             | 80 100           | 88 200         |
| \$50,000 or more -----  | 40 027          | 27                 | 111                  | 181                  | 312                  | 980                  | 1 823                | 7 177                | 8 091                | 11 758                 | 9 567             | 104 800          | 121 900        |
| <b>Median</b> -----   | <b>\$23 411</b> | <b>\$6 682</b>     | <b>\$9 235</b>       | <b>\$11 450</b>      | <b>\$14 729</b>      | <b>\$17 632</b>      | <b>\$20 940</b>      | <b>\$25 219</b>      | <b>\$30 605</b>      | <b>\$36 785</b>        | <b>\$49 208</b>   | <b>...</b>       | <b>...</b>     |
| <b>Mean</b> -----   | <b>\$26 491</b> | <b>\$9 013</b>     | <b>\$11 565</b>      | <b>\$13 767</b>      | <b>\$16 181</b>      | <b>\$18 776</b>      | <b>\$21 984</b>      | <b>\$26 537</b>      | <b>\$32 926</b>      | <b>\$40 685</b>        | <b>\$62 383</b>   | <b>...</b>       | <b>...</b>     |
| <b>MORTGAGE STATUS AND SELECTED MONTHLY OWNER COSTS AS PERCENTAGE OF HOUSEHOLD INCOME IN 1979</b> |                 |                    |                      |                      |                      |                      |                      |                      |                      |                        |                   |                  |                |
| <b>With a mortgage</b> -----  | <b>401 752</b>  | <b>782</b>         | <b>4 359</b>         | <b>11 944</b>        | <b>22 930</b>        | <b>42 957</b>        | <b>59 914</b>        | <b>135 672</b>       | <b>64 773</b>        | <b>42 759</b>          | <b>15 662</b>     | <b>67 700</b>    | <b>74 700</b>  |
| Less than 15 percent -----  | 111 606         | 238                | 1 204                | 3 463                | 6 723                | 11 962               | 16 635               | 36 227               | 17 786               | 12 429                 | 4 939             | 67 800           | 75 700         |
| 15 to 19 percent -----  | 75 255          | 127                | 790                  | 2 032                | 4 196                | 7 789                | 10 967               | 25 223               | 12 690               | 8 602                  | 2 839             | 68 500           | 75 200         |
| 20 to 24 percent -----  | 65 930          | 101                | 666                  | 1 554                | 3 256                | 7 057                | 9 878                | 23 183               | 10 987               | 7 054                  | 2 194             | 68 400           | 74 600         |
| 25 to 29 percent -----  | 48 579          | 56                 | 393                  | 1 343                | 2 410                | 4 832                | 7 314                | 17 189               | 8 266                | 5 088                  | 1 688             | 68 300           | 74 600         |
| 30 to 34 percent -----  | 31 845          | 31                 | 241                  | 776                  | 1 597                | 3 365                | 4 675                | 11 517               | 5 436                | 3 101                  | 1 106             | 68 400           | 74 500         |
| 35 percent or more -----  | 66 834          | 223                | 1 033                | 2 697                | 4 595                | 7 748                | 10 205               | 21 873               | 9 380                | 6 300                  | 2 780             | 65 400           | 72 600         |
| Not computed -----  | 1 703           | 6                  | 32                   | 79                   | 153                  | 204                  | 240                  | 460                  | 228                  | 185                    | 116               | 66 000           | 77 000         |
| <b>Median</b> -----   | <b>21.0</b>     | <b>21.1</b>        | <b>21.3</b>          | <b>21.4</b>          | <b>20.7</b>          | <b>21.2</b>          | <b>21.1</b>          | <b>21.3</b>          | <b>20.8</b>          | <b>20.2</b>            | <b>20.0</b>       | <b>...</b>       | <b>...</b>     |
| <b>Not mortgaged</b> -----  | <b>128 467</b>  | <b>3 982</b>       | <b>9 936</b>         | <b>15 517</b>        | <b>16 649</b>        | <b>19 188</b>        | <b>18 444</b>        | <b>24 942</b>        | <b>9 145</b>         | <b>6 837</b>           | <b>3 827</b>      | <b>49 400</b>    | <b>55 800</b>  |
| Less than 10 percent -----  | 56 041          | 1 007              | 2 976                | 5 061                | 5 729                | 7 719                | 8 518                | 13 121               | 5 409                | 4 167                  | 2 334             | 55 600           | 63 800         |
| 10 to 14 percent -----  | 26 233          |                    |                      |                      |                      |                      |                      |                      |                      |                        |                   |                  |                |

Table A—2. Gross Rent of Renter-Occupied Housing Units: 1980

(Data are estimates based on a sample, see Introduction. For meaning of symbols, see Introduction. For definitions of terms, see appendixes A and B)

| The State   | Total          | Less than \$100 | \$100 to \$149 | \$150 to \$199 | \$200 to \$249 | \$250 to \$299 | \$300 to \$349 | \$350 to \$399 | \$400 to \$499 | \$500 or more | No cash rent  | Median (dollars) |
|---|----------------|-----------------|----------------|----------------|----------------|----------------|----------------|----------------|----------------|---------------|---------------|------------------|
| <b>Specified renter-occupied housing units</b>                            | <b>361 349</b> | <b>18 330</b>   | <b>26 194</b>  | <b>52 371</b>  | <b>74 239</b>  | <b>59 637</b>  | <b>42 134</b>  | <b>25 376</b>  | <b>28 986</b>  | <b>20 316</b> | <b>13 766</b> | <b>252</b>       |
| <b>HOUSEHOLD TYPE AND AGE OF HOUSEHOLDER</b>                              |                |                 |                |                |                |                |                |                |                |               |               |                  |
| <b>Married-couple families</b>  | <b>121 087</b> | <b>1 703</b>    | <b>4 760</b>   | <b>13 653</b>  | <b>21 978</b>  | <b>19 866</b>  | <b>16 489</b>  | <b>11 169</b>  | <b>14 070</b>  | <b>9 780</b>  | <b>7 619</b>  | <b>287</b>       |
| 15 to 24 years  | 25 864         | 325             | 924            | 4 080          | 6 675          | 5 439          | 3 497          | 1 776          | 1 618          | 635           | 895           | 254              |
| 25 to 34 years  | 49 952         | 412             | 1 392          | 4 844          | 8 931          | 8 309          | 7 473          | 5 255          | 6 600          | 4 057         | 2 679         | 298              |
| 35 to 44 years  | 18 235         | 197             | 515            | 1 456          | 2 251          | 2 328          | 2 296          | 1 805          | 3 269          | 2 835         | 1 283         | 338              |
| 45 to 64 years  | 17 184         | 342             | 778            | 1 660          | 2 293          | 2 323          | 2 287          | 1 705          | 2 007          | 1 984         | 1 805         | 306              |
| 65 years and over   | 9 852          | 427             | 1 151          | 1 613          | 1 828          | 1 467          | 936            | 628            | 576            | 269           | 957           | 232              |
| <b>Male householder, no wife present</b>                                  | <b>106 523</b> | <b>4 703</b>    | <b>9 139</b>   | <b>17 181</b>  | <b>23 261</b>  | <b>17 759</b>  | <b>11 596</b>  | <b>6 571</b>   | <b>7 389</b>   | <b>5 897</b>  | <b>3 027</b>  | <b>244</b>       |
| 15 to 24 years  | 32 808         | 535             | 1 960          | 5 113          | 8 085          | 5 774          | 3 737          | 2 247          | 2 462          | 2 216         | 679           | 253              |
| 25 to 34 years  | 41 634         | 750             | 2 754          | 6 468          | 9 072          | 7 780          | 5 115          | 2 894          | 3 327          | 2 575         | 899           | 258              |
| 35 to 44 years  | 11 915         | 370             | 971            | 1 820          | 2 700          | 2 092          | 1 348          | 773            | 953            | 592           | 296           | 249              |
| 45 to 64 years  | 13 591         | 1 375           | 2 011          | 2 705          | 2 619          | 1 625          | 1 152          | 524            | 512            | 457           | 611           | 207              |
| 65 years and over   | 6 575          | 1 673           | 1 443          | 1 075          | 785            | 488            | 244            | 133            | 135            | 57            | 542           | 144              |
| <b>Female householder, no husband present</b>                             | <b>133 739</b> | <b>11 924</b>   | <b>12 295</b>  | <b>21 537</b>  | <b>29 000</b>  | <b>22 012</b>  | <b>14 049</b>  | <b>7 636</b>   | <b>7 527</b>   | <b>4 639</b>  | <b>3 120</b>  | <b>232</b>       |
| 15 to 24 years  | 31 432         | 1 157           | 1 896          | 5 465          | 8 489          | 5 760          | 3 519          | 1 800          | 1 659          | 1 308         | 379           | 240              |
| 25 to 34 years  | 40 148         | 1 484           | 2 324          | 5 554          | 9 424          | 7 962          | 5 374          | 2 865          | 2 952          | 1 796         | 413           | 256              |
| 35 to 44 years  | 14 282         | 803             | 850            | 1 513          | 2 799          | 2 726          | 1 813          | 1 355          | 1 404          | 758           | 261           | 270              |
| 45 to 64 years  | 19 724         | 2 098           | 2 117          | 3 737          | 3 975          | 3 033          | 1 971          | 982            | 833            | 405           | 573           | 219              |
| 65 years and over   | 28 153         | 6 382           | 5 108          | 5 268          | 4 313          | 2 531          | 1 372          | 634            | 679            | 372           | 1 494         | 168              |
| <b>Median age</b>   | <b>30.9</b>    | <b>62.5</b>     | <b>42.7</b>    | <b>30.6</b>    | <b>28.8</b>    | <b>29.1</b>    | <b>29.6</b>    | <b>30.3</b>    | <b>31.4</b>    | <b>31.9</b>   | <b>39.8</b>   | <b>...</b>       |
| <b>YEAR HOUSEHOLDER MOVED INTO UNIT</b>                                   |                |                 |                |                |                |                |                |                |                |               |               |                  |
| 1979 to March 1980  | 216 340        | 6 953           | 11 637         | 28 241         | 45 233         | 37 630         | 27 540         | 17 158         | 20 544         | 15 960        | 5 444         | 267              |
| 1975 to 1978  | 102 110        | 6 716           | 8 138          | 15 781         | 21 642         | 17 175         | 11 491         | 6 587          | 6 975          | 3 665         | 3 940         | 242              |
| 1970 to 1974  | 24 292         | 2 805           | 3 563          | 4 515          | 4 252          | 3 054          | 1 981          | 1 131          | 958            | 405           | 1 628         | 205              |
| 1960 to 1969  | 12 896         | 1 224           | 1 922          | 2 813          | 2 360          | 1 374          | 786            | 431            | 400            | 226           | 1 360         | 196              |
| 1959 or earlier   | 5 711          | 632             | 934            | 1 021          | 752            | 404            | 336            | 69             | 109            | 60            | 1 394         | 175              |
| <b>ROOMS</b>  |                |                 |                |                |                |                |                |                |                |               |               |                  |
| 1 room  | 13 492         | 2 859           | 3 252          | 3 204          | 2 211          | 810            | 298            | 94             | 151            | 222           | 391           | 156              |
| 2 rooms   | 33 688         | 3 700           | 5 340          | 8 447          | 8 525          | 3 935          | 1 746          | 556            | 519            | 273           | 647           | 195              |
| 3 rooms   | 84 260         | 6 305           | 8 945          | 19 164         | 24 339         | 14 249         | 5 815          | 1 766          | 1 348          | 809           | 1 520         | 212              |
| 4 rooms   | 111 410        | 3 039           | 5 240          | 13 958         | 25 279         | 25 414         | 18 074         | 8 938          | 5 997          | 1 877         | 3 594         | 262              |
| 5 rooms   | 61 190         | 1 665           | 2 184          | 5 147          | 9 053          | 10 518         | 10 116         | 7 488          | 8 377          | 3 444         | 3 198         | 302              |
| 6 rooms   | 27 805         | 523             | 842            | 1 608          | 3 098          | 2 896          | 3 430          | 3 445          | 5 604          | 4 460         | 1 899         | 358              |
| 7 or more rooms   | 29 504         | 239             | 391            | 843            | 1 734          | 1 815          | 2 655          | 3 089          | 6 990          | 9 231         | 2 517         | 439              |
| <b>Median</b>   | <b>3.9</b>     | <b>2.9</b>      | <b>3.0</b>     | <b>3.3</b>     | <b>3.6</b>     | <b>3.9</b>     | <b>4.2</b>     | <b>4.7</b>     | <b>5.3</b>     | <b>6.3</b>    | <b>4.7</b>    | <b>...</b>       |
| <b>PLUMBING FACILITIES BY PERSONS PER ROOM AND POVERTY STATUS IN 1979</b> |                |                 |                |                |                |                |                |                |                |               |               |                  |
| <b>All income levels in 1979</b>  | <b>361 349</b> | <b>18 330</b>   | <b>26 194</b>  | <b>52 371</b>  | <b>74 239</b>  | <b>59 637</b>  | <b>42 134</b>  | <b>25 376</b>  | <b>28 986</b>  | <b>20 316</b> | <b>13 766</b> | <b>252</b>       |
| <b>Complete plumbing for exclusive use</b>                                | <b>353 010</b> | <b>16 372</b>   | <b>24 508</b>  | <b>51 233</b>  | <b>73 154</b>  | <b>58 766</b>  | <b>41 704</b>  | <b>25 119</b>  | <b>28 816</b>  | <b>20 236</b> | <b>13 102</b> | <b>254</b>       |
| 0.50 or less  | 220 326        | 10 814          | 15 753         | 32 752         | 46 514         | 37 127         | 26 065         | 15 149         | 16 069         | 11 758        | 8 325         | 250              |
| 0.51 to 1.00  | 117 980        | 4 878           | 7 627          | 15 843         | 23 484         | 19 229         | 14 096         | 8 918          | 11 665         | 7 984         | 4 256         | 263              |
| 1.01 to 1.50  | 10 191         | 469             | 777            | 1 582          | 1 960          | 1 721          | 1 190          | 842            | 874            | 417           | 359           | 254              |
| 1.51 or more  | 4 513          | 211             | 351            | 1 056          | 1 196          | 689            | 353            | 210            | 208            | 77            | 162           | 221              |
| <b>Locking complete plumbing for exclusive use</b>                        | <b>8 339</b>   | <b>1 958</b>    | <b>1 686</b>   | <b>1 138</b>   | <b>1 085</b>   | <b>871</b>     | <b>430</b>     | <b>257</b>     | <b>170</b>     | <b>80</b>     | <b>664</b>    | <b>158</b>       |
| 0.50 or less  | 4 108          | 843             | 688            | 591            | 597            | 504            | 286            | 160            | 70             | 43            | 326           | 181              |
| 0.51 to 1.00  | 3 614          | 1 001           | 905            | 436            | 404            | 324            | 101            | 80             | 76             | 27            | 260           | 129              |
| 1.01 to 1.50  | 247            | 39              | 10             | 41             | 50             | 23             | 19             | 8              | 7              | —             | 50            | 206              |
| 1.51 or more  | 370            | 75              | 83             | 70             | 34             | 20             | 24             | 9              | 17             | 10            | 28            | 157              |
| <b>Income in 1979 below poverty level</b>                                 | <b>69 907</b>  | <b>10 693</b>   | <b>8 460</b>   | <b>12 145</b>  | <b>12 875</b>  | <b>8 628</b>   | <b>5 568</b>   | <b>3 273</b>   | <b>3 432</b>   | <b>2 277</b>  | <b>2 556</b>  | <b>209</b>       |
| <b>Complete plumbing for exclusive use</b>                                | <b>67 013</b>  | <b>9 647</b>    | <b>7 830</b>   | <b>11 834</b>  | <b>12 608</b>  | <b>8 460</b>   | <b>5 454</b>   | <b>3 219</b>   | <b>3 355</b>   | <b>2 257</b>  | <b>2 349</b>  | <b>211</b>       |
| 1.01 or more persons per room   | 5 350          | 415             | 544            | 1 054          | 1 135          | 772            | 602            | 269            | 247            | 114           | 198           | 221              |
| <b>Locking complete plumbing for exclusive use</b>                        | <b>2 894</b>   | <b>1 046</b>    | <b>630</b>     | <b>311</b>     | <b>267</b>     | <b>168</b>     | <b>114</b>     | <b>54</b>      | <b>77</b>      | <b>20</b>     | <b>207</b>    | <b>119</b>       |
| 1.01 or more persons per room   | 280            | 51              | 25             | 64             | 37             | 23             | 35             | 2              | 13             | —             | 30            | 187              |
| <b>BEDROOMS</b>   |                |                 |                |                |                |                |                |                |                |               |               |                  |
| None  | 18 233         | 3 566           | 4 716          | 4 693          | 2 903          | 982            | 395            | 115            | 182            | 222           | 459           | 156              |
| 1   | 124 623        | 9 700           | 14 127         | 29 180         | 35 874         | 20 039         | 8 531          | 2 442          | 1 606          | 752           | 2 372         | 210              |
| 2   | 144 073        | 3 273           | 5 283          | 14 841         | 28 560         | 31 949         | 24 923         | 14 235         | 11 677         | 4 132         | 5 200         | 278              |
| 3   | 55 051         | 1 348           | 1 597          | 2 947          | 5 698          | 5 524          | 6 971          | 7 032          | 11 379         | 8 519         | 4 036         | 360              |
| 4   | 15 389         | 385             | 412            | 603            | 1 033          | 932            | 1 084          | 1 291          | 3 352          | 4 993         | 1 304         | 439              |
| 5 or more   | 3 980          | 58              | 59             | 107            | 171            | 211            | 230            | 261            | 790            | 1 698         | 395           | 488              |
| <b>UNITS IN STRUCTURE</b>   |                |                 |                |                |                |                |                |                |                |               |               |                  |
| 1, detached or attached   | 109 967        | 2 714           | 5 904          | 10 967         | 14 370         | 13 002         | 12 461         | 10 898         | 17 675         | 14 601        | 7 375         | 317              |
| 2   | 26 385         | 679             | 2 317          | 3 965          | 4 807          | 3 895          | 3 399          | 2 835          | 2 177          | 1 298         | 1 013         | 262              |
| 3 and 4   | 31 546         | 1 382           | 2 884          | 5 450          | 6 975          | 5 266          | 3 852          | 2 169          | 1 915          | 840           | 813           | 240              |
| 5 to 9  | 32 320         | 2 639           | 3 346          | 6 317          | 7 450          | 4 885          | 3 119          | 1 453          | 1 992          | 934           | 785           | 221              |
| 10 to 49  | 104 720        | 5 534           | 6 978          | 18 626         | 29 513         | 21 701         | 11 589         | 4 530          | 2 939          | 1 420         | 1 890         | 233              |
| 50 or more  | 44 593         | 5 123           | 3 675          | 5 107          | 8 401          | 8 820          | 6 532          | 2 910          | 2 476          | 1 050         | 499           | 248              |
| Mobile home or trailer, etc.  | 11 818         | 259             | 1 090          | 1 939          | 2 723          | 2 068          | 1 182          | 581            | 412            | 173           | 1 391         | 236              |
| <b>YEAR STRUCTURE BUILT</b>   |                |                 |                |                |                |                |                |                |                |               |               |                  |
| 1975 to March 1980  | 48 703         | 3 845           | 1 923          | 2 673          | 6 325          | 8 000          | 7 741          | 4 682          | 6 093          | 6 239         | 1 182         | 306              |
| 1970 to 1974  | 80 667         | 3 625           | 2 621          | 7 436          | 18 961         | 17 034         | 11 611         | 6 383          | 6 517          | 4 636         | 1 843         | 269              |
| 1960 to 1969  | 82 116         | 2 379           | 3 384          | 11 391         | 20 562         | 15 347         | 9 569          | 5 537          | 6 587          | 4 480         | 2 880         | 256              |
| 1950 to 1959  | 52 499         | 1 724           | 3 442          | 9 560          | 11 068         | 8 098          | 5 513          | 3 648          | 4 735          | 2 331         | 2 380         | 246              |
| 1940 to 1949  | 31 894         | 1 938           | 3 798          | 6 561          | 6 176          | 4 221          | 2 902          | 2 039          | 2 004          | 866           | 1 389         | 221              |
| 1939 or earlier   | 65 470         | 4 819           | 11 026         | 14 750         | 11 147         | 6 937          | 4 798          | 3 087          | 3 050          | 1 764         | 4 092         | 200              |
| <b>STORIES IN STRUCTURE</b>   |                |                 |                |                |                |                |                |                |                |               |               |                  |
| 1 to 3  | 322 961        | 13 965          | 22 275         | 47 539         | 67 038         | 52 622         | 36 935         | 22 883         | 26 793         | 19 605        | 13 306        | 254              |
| 4 or more   | 38 388         | 4 365           | 3 919          | 4 832          | 7 201          | 7 015          | 5 199          | 2 493          | 2 193          | 711           | 460           | 240              |
| With elevator   | 32 664         | 3 973           | 3 092          | 3 293          | 5 902          | 6 241          | 4 917          | 2 334          | 1 950          | 569           | 393           | 249              |
| <b>GROSS RENT AS PERCENTAGE OF HOUSEHOLD INCOME IN 1979</b>               |                |                 |                |                |                |                |                |                |                |               |               |                  |
| Less than 15 percent  | 50 867         | 4 559           | 5 999          | 9 666          | 11 924         | 8 221          | 4 701          | 2 332          | 2 047          | 1 418         | ...           | 220              |
| 15 to 19 percent  | 55 234         | 2 859           | 3 710          | 8 463          | 12 221         | 10 126         | 7 253          | 3 958          | 4 211          | 2 433         | ...           | 252              |
| 20 to 24 percent  | 53 753         | 4 091           | 3 071          | 7 309          | 11 035         | 9 294          | 7 057          |                |                |               |               |                  |

Table A-3. Income and Poverty Status in 1979 of Owner-Occupied Housing Units: 1980

[Data are estimates based on a sample, see Introduction. For meaning of symbols, see Introduction. For definitions of terms, see appendixes A and B.]

| The State   | Household income in 1979 |                   |                    |                      |                      |                      |                      |                      |                      |                  |                  | Income in 1979 below poverty level |                |
|---|--------------------------|-------------------|--------------------|----------------------|----------------------|----------------------|----------------------|----------------------|----------------------|------------------|------------------|------------------------------------|----------------|
|   | Total                    | Less than \$5,000 | \$5,000 to \$9,999 | \$10,000 to \$12,499 | \$12,500 to \$14,999 | \$15,000 to \$19,999 | \$20,000 to \$24,999 | \$25,000 to \$34,999 | \$35,000 to \$49,999 | \$50,000 or more | Median (dollars) |                                    | Mean (dollars) |
| <b>Owner-occupied housing units</b> .....   | <b>684 417</b>           | <b>45 062</b>     | <b>70 295</b>      | <b>41 925</b>        | <b>39 807</b>        | <b>95 318</b>        | <b>102 552</b>       | <b>148 657</b>       | <b>91 470</b>        | <b>49 331</b>    | <b>22 218</b>    | <b>25 584</b>                      | <b>41 019</b>  |
| <b>HOUSEHOLD TYPE AND AGE OF HOUSEHOLDER</b>  |                          |                   |                    |                      |                      |                      |                      |                      |                      |                  |                  |                                    |                |
| <b>Married-couple families</b> .....  | <b>499 189</b>           | <b>12 941</b>     | <b>35 020</b>      | <b>24 215</b>        | <b>25 202</b>        | <b>67 388</b>        | <b>81 643</b>        | <b>127 549</b>       | <b>81 595</b>        | <b>43 636</b>    | <b>25 200</b>    | <b>28 736</b>                      | <b>16 511</b>  |
| 15 to 24 years .....  | 14 744                   | 426               | 1 380              | 1 418                | 1 475                | 3 563                | 3 249                | 2 558                | 527                  | 148              | 18 769           | 19 339                             | 665            |
| 25 to 34 years .....  | 120 030                  | 1 830             | 4 357              | 5 014                | 6 273                | 21 240               | 27 227               | 35 177               | 14 197               | 4 715            | 23 832           | 25 661                             | 3 260          |
| 35 to 44 years .....  | 117 289                  | 1 840             | 2 861              | 2 930                | 3 401                | 12 759               | 19 700               | 36 725               | 24 175               | 12 898           | 28 676           | 32 536                             | 3 306          |
| 45 to 64 years .....  | 183 136                  | 4 623             | 8 850              | 6 725                | 7 431                | 20 228               | 25 524               | 47 068               | 39 196               | 23 491           | 28 481           | 32 834                             | 5 861          |
| 65 years and over .....   | 63 990                   | 4 222             | 17 572             | 8 128                | 6 622                | 9 598                | 5 943                | 6 021                | 3 500                | 2 384            | 13 283           | 17 978                             | 3 419          |
| <b>Male householder, no wife present</b> .....  | <b>66 978</b>            | <b>6 391</b>      | <b>8 161</b>       | <b>4 995</b>         | <b>4 659</b>         | <b>11 060</b>        | <b>10 099</b>        | <b>11 507</b>        | <b>6 185</b>         | <b>3 921</b>     | <b>19 168</b>    | <b>22 721</b>                      | <b>4 929</b>   |
| 15 to 24 years .....  | 6 394                    | 741               | 927                | 824                  | 589                  | 1 303                | 767                  | 802                  | 331                  | 110              | 15 455           | 17 094                             | 804            |
| 25 to 34 years .....  | 23 251                   | 922               | 1 654              | 1 566                | 1 815                | 4 664                | 4 299                | 4 664                | 2 442                | 1 225            | 20 982           | 24 279                             | 942            |
| 35 to 44 years .....  | 12 103                   | 483               | 729                | 667                  | 745                  | 1 958                | 2 171                | 2 721                | 1 422                | 1 207            | 22 722           | 28 394                             | 541            |
| 45 to 64 years .....  | 15 403                   | 1 412             | 1 669              | 1 073                | 937                  | 2 393                | 2 318                | 2 768                | 1 672                | 1 161            | 20 410           | 24 591                             | 1 283          |
| 65 years and over .....   | 9 827                    | 2 833             | 3 182              | 865                  | 573                  | 742                  | 544                  | 552                  | 318                  | 218              | 7 980            | 12 779                             | 1 359          |
| <b>Female householder, no husband present</b> .....   | <b>118 250</b>           | <b>25 730</b>     | <b>27 114</b>      | <b>12 715</b>        | <b>9 946</b>         | <b>16 870</b>        | <b>10 810</b>        | <b>9 601</b>         | <b>3 690</b>         | <b>1 774</b>     | <b>11 235</b>    | <b>13 901</b>                      | <b>19 579</b>  |
| 15 to 24 years .....  | 3 405                    | 623               | 723                | 505                  | 346                  | 482                  | 256                  | 323                  | 115                  | 32               | 11 765           | 15 284                             | 774            |
| 25 to 34 years .....  | 18 613                   | 1 924             | 3 215              | 2 348                | 1 996                | 4 010                | 2 128                | 1 920                | 799                  | 273              | 14 779           | 16 355                             | 2 484          |
| 35 to 44 years .....  | 18 691                   | 1 768             | 2 757              | 2 282                | 2 067                | 3 830                | 2 692                | 2 103                | 819                  | 373              | 15 547           | 17 308                             | 2 397          |
| 45 to 64 years .....  | 36 730                   | 5 660             | 7 436              | 4 151                | 3 545                | 5 877                | 4 155                | 3 804                | 1 432                | 670              | 13 288           | 15 780                             | 5 097          |
| 65 years and over .....   | 40 811                   | 15 755            | 12 983             | 3 429                | 1 992                | 2 671                | 1 579                | 1 451                | 525                  | 426              | 6 482            | 9 415                              | 8 827          |
| <b>Median age</b> .....   | <b>45.6</b>              | <b>65.3</b>       | <b>63.9</b>        | <b>52.5</b>          | <b>47.7</b>          | <b>41.0</b>          | <b>39.6</b>          | <b>41.7</b>          | <b>45.3</b>          | <b>47.3</b>      | ...              | ...                                | <b>55.1</b>    |
| <b>YEAR HOUSEHOLDER MOVED INTO UNIT</b>   |                          |                   |                    |                      |                      |                      |                      |                      |                      |                  |                  |                                    |                |
| 1979 to March 1980 .....  | 127 991                  | 5 532             | 10 024             | 8 203                | 8 208                | 20 794               | 21 779               | 29 267               | 15 866               | 8 318            | 22 276           | 25 517                             | 6 655          |
| 1975 to 1978 .....  | 222 547                  | 9 211             | 15 267             | 11 411               | 12 002               | 32 695               | 38 163               | 54 765               | 31 861               | 17 172           | 23 923           | 27 212                             | 10 239         |
| 1970 to 1974 .....  | 118 825                  | 6 739             | 11 038             | 6 719                | 6 223                | 15 685               | 17 696               | 27 163               | 17 612               | 9 950            | 23 598           | 27 301                             | 6 532          |
| 1960 to 1969 .....  | 117 873                  | 8 873             | 13 080             | 7 000                | 6 447                | 14 635               | 14 952               | 24 854               | 18 264               | 9 768            | 22 834           | 26 595                             | 7 459          |
| 1959 or earlier .....   | 97 181                   | 14 707            | 20 886             | 8 592                | 6 927                | 11 509               | 9 962                | 12 608               | 7 867                | 4 123            | 14 090           | 18 621                             | 10 134         |
| <b>SELECTED CHARACTERISTICS</b>   |                          |                   |                    |                      |                      |                      |                      |                      |                      |                  |                  |                                    |                |
| <b>Complete plumbing for exclusive use</b> .....  | <b>681 053</b>           | <b>44 002</b>     | <b>69 477</b>      | <b>41 633</b>        | <b>39 601</b>        | <b>95 001</b>        | <b>102 346</b>       | <b>148 439</b>       | <b>91 327</b>        | <b>49 227</b>    | <b>22 269</b>    | <b>25 646</b>                      | <b>40 067</b>  |
| 1.01 or more persons per room .....   | 11 204                   | 494               | 1 293              | 998                  | 893                  | 2 053                | 1 881                | 2 175                | 1 019                | 398              | 19 699           | 21 664                             | 1 687          |
| <b>Lacking complete plumbing for exclusive use</b> .....  | <b>3 364</b>             | <b>1 060</b>      | <b>818</b>         | <b>292</b>           | <b>206</b>           | <b>317</b>           | <b>206</b>           | <b>218</b>           | <b>143</b>           | <b>104</b>       | <b>8 584</b>     | <b>13 060</b>                      | <b>952</b>     |
| 1.01 or more persons per room .....   | 317                      | 43                | 119                | 19                   | 38                   | 24                   | 25                   | 30                   | 13                   | 6                | 9 801            | 13 680                             | 116            |
| <b>Heating equipment</b> .....  | <b>684 265</b>           | <b>45 033</b>     | <b>70 290</b>      | <b>41 909</b>        | <b>39 801</b>        | <b>95 308</b>        | <b>102 519</b>       | <b>148 636</b>       | <b>91 443</b>        | <b>49 326</b>    | <b>22 218</b>    | <b>25 585</b>                      | <b>40 994</b>  |
| Central heating system .....  | 634 201                  | 36 273            | 60 146             | 37 574               | 36 138               | 88 036               | 96 604               | 142 387              | 88 893               | 48 150           | 22 855           | 26 307                             | 32 904         |
| <b>Air conditioning</b> .....   | <b>191 829</b>           | <b>11 500</b>     | <b>20 114</b>      | <b>12 655</b>        | <b>11 500</b>        | <b>26 435</b>        | <b>26 897</b>        | <b>39 643</b>        | <b>25 900</b>        | <b>17 185</b>    | <b>22 321</b>    | <b>27 012</b>                      | <b>10 012</b>  |
| Central system .....  | 103 076                  | 5 065             | 8 859              | 5 904                | 5 286                | 12 465               | 13 806               | 22 623               | 16 524               | 12 544           | 25 055           | 30 608                             | 4 294          |
| <b>Vehicles available</b> .....   | <b>664 124</b>           | <b>35 049</b>     | <b>64 265</b>      | <b>40 507</b>        | <b>38 974</b>        | <b>94 471</b>        | <b>101 963</b>       | <b>148 287</b>       | <b>91 355</b>        | <b>49 253</b>    | <b>22 665</b>    | <b>26 141</b>                      | <b>34 341</b>  |
| 1 .....   | 158 378                  | 20 179            | 33 535             | 17 624               | 14 410               | 27 312               | 19 004               | 16 706               | 6 490                | 3 118            | 13 862           | 16 229                             | 15 981         |
| 2 or more .....   | 505 746                  | 14 870            | 30 730             | 22 883               | 24 564               | 67 159               | 82 959               | 131 581              | 84 865               | 46 135           | 25 593           | 29 245                             | 18 360         |
| <b>House heating fuel</b> .....   | <b>684 265</b>           | <b>45 033</b>     | <b>70 290</b>      | <b>41 909</b>        | <b>39 801</b>        | <b>95 308</b>        | <b>102 519</b>       | <b>148 636</b>       | <b>91 443</b>        | <b>49 326</b>    | <b>22 218</b>    | <b>25 585</b>                      | <b>40 994</b>  |
| Utility gas .....   | 572 675                  | 34 691            | 56 626             | 34 136               | 32 501               | 79 460               | 86 251               | 126 878              | 79 667               | 42 465           | 22 642           | 26 034                             | 30 360         |
| Bottled, tank, or LP gas .....  | 39 147                   | 4 997             | 6 003              | 3 363                | 2 966                | 5 720                | 5 071                | 5 894                | 3 118                | 2 015            | 16 786           | 20 397                             | 4 891          |
| Electricity .....   | 47 729                   | 2 553             | 4 008              | 2 559                | 2 616                | 6 432                | 7 381                | 11 635               | 6 696                | 3 849            | 23 702           | 27 154                             | 2 796          |
| Fuel oil, kerosene, etc. ....   | 2 905                    | 425               | 483                | 234                  | 133                  | 375                  | 377                  | 366                  | 264                  | 248              | 17 531           | 22 707                             | 373            |
| Other .....   | 21 809                   | 2 367             | 3 170              | 1 617                | 1 585                | 3 321                | 3 439                | 3 863                | 1 698                | 749              | 18 191           | 20 067                             | 2 574          |
| <b>Median rooms</b> .....   | <b>6.2</b>               | <b>4.9</b>        | <b>5.0</b>         | <b>5.3</b>           | <b>5.5</b>           | <b>5.8</b>           | <b>6.3</b>           | <b>6.8</b>           | <b>7.4</b>           | <b>8.1</b>       | ...              | ...                                | <b>5.2</b>     |
| <b>Specified owner-occupied housing units</b> .....   | <b>530 219</b>           | <b>30 813</b>     | <b>48 692</b>      | <b>28 799</b>        | <b>28 196</b>        | <b>71 016</b>        | <b>81 690</b>        | <b>123 711</b>       | <b>77 275</b>        | <b>40 027</b>    | <b>23 411</b>    | <b>26 491</b>                      | <b>27 847</b>  |
| <b>MORTGAGE STATUS AND SELECTED MONTHLY OWNER COSTS</b>   |                          |                   |                    |                      |                      |                      |                      |                      |                      |                  |                  |                                    |                |
| <b>With a mortgage</b> .....  | <b>401 752</b>           | <b>11 726</b>     | <b>20 714</b>      | <b>17 056</b>        | <b>18 798</b>        | <b>55 235</b>        | <b>68 761</b>        | <b>108 187</b>       | <b>67 553</b>        | <b>33 722</b>    | <b>25 639</b>    | <b>28 845</b>                      | <b>14 139</b>  |
| Less than \$200 .....   | 23 178                   | 2 303             | 4 110              | 2 238                | 1 758                | 3 961                | 3 226                | 3 744                | 1 510                | 328              | 16 349           | 18 167                             | 2 204          |
| \$200 to \$249 .....  | 37 739                   | 1 691             | 3 759              | 2 786                | 2 630                | 6 279                | 6 085                | 9 044                | 4 439                | 1 026            | 21 182           | 22 677                             | 1 881          |
| \$250 to \$299 .....  | 41 165                   | 1 593             | 2 849              | 2 499                | 2 719                | 6 812                | 7 016                | 9 792                | 6 085                | 1 800            | 22 544           | 24 774                             | 1 788          |
| \$300 to \$349 .....  | 39 902                   | 1 112             | 2 209              | 1 963                | 2 387                | 6 852                | 7 709                | 9 969                | 5 548                | 2 153            | 23 046           | 25 884                             | 1 399          |
| \$350 to \$399 .....  | 41 570                   | 1 114             | 1 956              | 1 805                | 2 349                | 6 943                | 8 163                | 11 058               | 5 926                | 2 256            | 23 697           | 26 386                             | 1 478          |
| \$400 to \$499 .....  | 75 226                   | 1 482             | 2 666              | 2 724                | 3 404                | 11 499               | 14 884               | 21 240               | 12 143               | 5 184            | 24 887           | 28 340                             | 2 002          |
| \$500 to \$599 .....  | 56 150                   | 973               | 1 467              | 1 567                | 1 938                | 6 855                | 10 526               | 17 617               | 10 354               | 4 853            | 26 643           | 30 184                             | 1 383          |
| \$600 to \$749 .....  | 50 590                   | 778               | 1 010              | 1 019                | 1 161                | 4 404                | 8 048                | 17 032               | 11 491               | 5 647            | 28 876           | 33 235                             | 1 124          |
| \$750 or more .....   | 36 232                   | 680               | 688                | 455                  | 452                  | 1 630                | 3 104                | 8 691                | 10 057               | 10 475           | 33 160           | 45 658                             | 880            |
| <b>Median</b> .....   | <b>\$422</b>             | <b>\$312</b>      | <b>\$294</b>       | <b>\$326</b>         | <b>\$348</b>         | <b>\$377</b>         | <b>\$414</b>         | <b>\$448</b>         | <b>\$484</b>         | <b>\$585</b>     | ...              | ...                                | <b>\$343</b>   |
| <b>Not mortgaged</b> .....  | <b>128 467</b>           | <b>19 087</b>     | <b>27 978</b>      | <b>11 743</b>        | <b>9 398</b>         | <b>15 781</b>        | <b>12 929</b>        | <b>15 524</b>        | <b>9 722</b>         | <b>6 305</b>     | <b>13 943</b>    | <b>19 126</b>                      | <b>13 708</b>  |
| Less than \$50 .....  | 1 143                    | 497               | 328                | 87                   | 75                   | 68                   | 37                   | 50                   | 1                    | —                | 5 895            | 8 090                              | 353            |
| \$50 to \$74 .....  | 7 579                    | 2 530             | 2 401              | 619                  | 394                  | 766                  | 387                  | 249                  | 151                  | 82               | 7 146            | 10 276                             | 1 856          |
| \$75 to \$99 .....  | 23 088                   | 5 601             | 7 167              | 2 348                | 1 923                | 2 309                | 1 652                | 1 335                | 571                  | 182              | 9 086            | 11 859                             | 3 641          |
| \$100 to \$124 .....  | 32 202                   | 5 020             | 8 290              | 3 673                | 2 588                | 4 170                | 3 234                | 3 356                | 1 463                | 408              | 11 900           | 14 987                             | 3 452          |
| \$125 to \$149 .....  | 25 617                   | 2 591             | 4 993              | 2 427                | 2 041                | 3 818                | 3 050                | 3 915                | 2 025                | 757              | 15 971           | 18 913                             | 2 010          |
| \$150 to \$199 .....  | 25 832                   | 2 118             | 3 515              | 1 920                | 1 780                | 3 525                | 3 216                | 4 431                | 3 434                | 1 893            | 20 082           | 24 069                             | 1 739          |
| \$200 to \$249 .....  | 7 886                    | 459               | 917                | 470                  | 401                  | 783                  | 911                  | 1 493                | 1 259                | 1 193            | 25 010           | 30 345                             | 394            |
| \$250 or more .....   | 5 120                    | 271               | 367                | 199                  | 196                  | 342                  | 442                  | 695                  | 818                  | 1 790            | 35 690           | 52 339                             | 263            |
| <b>Median</b> .....   | <b>\$125</b>             | <b>\$105</b>      | <b>\$112</b>       | <b>\$119</b>         | <b>\$122</b>         | <b>\$129</b>         | <b>\$134</b>         | <b>\$143</b>         | <b>\$159</b>         | <b>\$196</b>     | ...              | ...                                | <b>\$107</b>   |
| <b>MORTGAGE STATUS AND SELECTED MONTHLY OWNER COSTS AS PERCENTAGE OF HOUSEHOLD INCOME IN 1979</b> |                          |                   |                    |                      |                      |                      |                      |                      |                      |                  |                  |                                    |                |
| <b>With a mortgage</b> .....  | <b>401 752</b>           | <b>11 726</b>     | <b>20 714</b>      | <b>17 056</b>        | <b>18 798</b>        | <b>55 235</b>        | <b>68 761</b>        | <b>108</b>           |                      |                  |                  |                                    |                |

Table A-4. Income and Poverty Status in 1979 of Renter-Occupied Housing Units: 1980

[Data are estimates based on a sample, see Introduction. For meaning of symbols, see Introduction. For definitions of terms, see appendixes A and B]

| The State  | Household income in 1979 |                   |                    |                      |                      |                      |                      |                      |                      |                  |                  |                | Income in 1979 below poverty level |
|--|--------------------------|-------------------|--------------------|----------------------|----------------------|----------------------|----------------------|----------------------|----------------------|------------------|------------------|----------------|------------------------------------|
|  | Total                    | Less than \$5,000 | \$5,000 to \$9,999 | \$10,000 to \$12,499 | \$12,500 to \$14,999 | \$15,000 to \$19,999 | \$20,000 to \$24,999 | \$25,000 to \$34,999 | \$35,000 to \$49,999 | \$50,000 or more | Median (dollars) | Mean (dollars) |                                    |
| <b>Renter-occupied housing units</b>               | <b>376 832</b>           | <b>70 715</b>     | <b>86 862</b>      | <b>46 783</b>        | <b>35 115</b>        | <b>56 928</b>        | <b>35 200</b>        | <b>30 155</b>        | <b>10 679</b>        | <b>4 395</b>     | <b>11 648</b>    | <b>13 880</b>  | <b>72 719</b>                      |
| <b>HOUSEHOLD TYPE AND AGE OF HOUSEHOLDER</b>       |                          |                   |                    |                      |                      |                      |                      |                      |                      |                  |                  |                |                                    |
| <b>Married-couple families</b>                     | <b>131 379</b>           | <b>8 645</b>      | <b>24 865</b>      | <b>16 933</b>        | <b>13 662</b>        | <b>25 740</b>        | <b>18 204</b>        | <b>15 799</b>        | <b>5 304</b>         | <b>2 227</b>     | <b>15 275</b>    | <b>17 324</b>  | <b>13 769</b>                      |
| 15 to 24 years                                     | 27 015                   | 2 421             | 6 962              | 4 684                | 3 217                | 5 316                | 2 554                | 1 477                | 266                  | 118              | 12 201           | 13 437         | 3 465                              |
| 25 to 34 years                                     | 53 567                   | 2 901             | 8 449              | 7 005                | 5 817                | 11 722               | 8 784                | 6 701                | 1 528                | 660              | 15 994           | 17 291         | 5 324                              |
| 35 to 44 years                                     | 20 553                   | 1 217             | 2 364              | 2 138                | 1 815                | 4 225                | 3 121                | 3 737                | 1 435                | 501              | 18 206           | 20 658         | 2 355                              |
| 45 to 64 years                                     | 19 622                   | 1 162             | 2 771              | 1 753                | 1 707                | 3 324                | 2 991                | 3 311                | 1 796                | 807              | 18 509           | 21 528         | 1 914                              |
| 65 years and over                                  | 10 622                   | 944               | 4 319              | 1 353                | 1 106                | 1 153                | 754                  | 573                  | 279                  | 141              | 10 089           | 13 154         | 711                                |
| <b>Male householder, no wife present</b>           | <b>109 186</b>           | <b>18 194</b>     | <b>24 103</b>      | <b>13 243</b>        | <b>10 147</b>        | <b>17 605</b>        | <b>10 710</b>        | <b>9 509</b>         | <b>3 999</b>         | <b>1 676</b>     | <b>12 321</b>    | <b>14 734</b>  | <b>18 042</b>                      |
| 15 to 24 years                                     | 33 435                   | 5 983             | 8 990              | 4 727                | 3 145                | 4 812                | 2 496                | 2 209                | 855                  | 218              | 10 923           | 12 843         | 7 927                              |
| 25 to 34 years                                     | 42 635                   | 4 327             | 8 549              | 5 453                | 4 547                | 8 271                | 4 982                | 4 379                | 1 550                | 577              | 14 143           | 15 894         | 4 412                              |
| 35 to 44 years                                     | 12 250                   | 1 365             | 1 867              | 1 305                | 1 035                | 2 296                | 1 718                | 1 459                | 789                  | 416              | 16 047           | 18 400         | 1 259                              |
| 45 to 64 years                                     | 14 043                   | 3 082             | 2 757              | 1 471                | 1 105                | 1 851                | 1 358                | 1 318                | 685                  | 416              | 12 010           | 15 724         | 2 459                              |
| 65 years and over                                  | 6 823                    | 3 437             | 1 940              | 287                  | 315                  | 375                  | 156                  | 144                  | 120                  | 49               | 4 978            | 8 132          | 1 985                              |
| <b>Female householder, no husband present</b>      | <b>136 267</b>           | <b>43 876</b>     | <b>37 894</b>      | <b>16 607</b>        | <b>11 306</b>        | <b>13 583</b>        | <b>6 286</b>         | <b>4 847</b>         | <b>1 376</b>         | <b>492</b>       | <b>8 100</b>     | <b>9 876</b>   | <b>40 908</b>                      |
| 15 to 24 years                                     | 31 832                   | 10 181            | 9 699              | 3 852                | 2 473                | 2 881                | 1 412                | 976                  | 262                  | 96               | 7 875            | 9 383          | 12 247                             |
| 25 to 34 years                                     | 40 999                   | 8 354             | 11 263             | 6 653                | 4 488                | 5 269                | 2 250                | 1 920                | 647                  | 155              | 10 332           | 11 661         | 9 798                              |
| 35 to 44 years                                     | 14 668                   | 3 371             | 3 781              | 2 231                | 1 380                | 2 139                | 927                  | 620                  | 144                  | 75               | 10 204           | 11 367         | 4 148                              |
| 45 to 64 years                                     | 20 130                   | 6 122             | 5 501              | 2 301                | 1 883                | 2 068                | 1 151                | 865                  | 174                  | 65               | 8 530            | 10 190         | 5 542                              |
| 65 years and over                                  | 28 638                   | 15 848            | 7 650              | 1 570                | 1 082                | 1 226                | 546                  | 466                  | 149                  | 101              | 4 709            | 6 885          | 9 173                              |
| <b>Median age</b>                                  | <b>31.1</b>              | <b>36.7</b>       | <b>30.0</b>        | <b>29.2</b>          | <b>29.6</b>          | <b>30.0</b>          | <b>31.2</b>          | <b>32.7</b>          | <b>35.9</b>          | <b>38.6</b>      | <b>...</b>       | <b>...</b>     | <b>30.7</b>                        |
| <b>YEAR HOUSEHOLDER MOVED INTO UNIT</b>            |                          |                   |                    |                      |                      |                      |                      |                      |                      |                  |                  |                |                                    |
| 1979 to March 1980                                 | 222 747                  | 39 094            | 52 627             | 28 540               | 20 858               | 34 168               | 21 184               | 17 424               | 6 366                | 2 486            | 11 721           | 13 932         | 44 704                             |
| 1975 to 1978                                       | 106 722                  | 18 719            | 22 633             | 13 358               | 10 801               | 17 141               | 10 525               | 9 316                | 2 977                | 1 252            | 12 248           | 14 285         | 18 183                             |
| 1970 to 1974                                       | 26 152                   | 6 706             | 6 121              | 2 859                | 2 009                | 3 282                | 2 088                | 2 058                | 750                  | 279              | 10 218           | 12 894         | 5 367                              |
| 1960 to 1969                                       | 14 061                   | 3 786             | 3 667              | 1 275                | 991                  | 1 752                | 952                  | 997                  | 385                  | 256              | 9 372            | 12 769         | 2 775                              |
| 1959 or earlier                                    | 7 150                    | 2 410             | 1 814              | 751                  | 456                  | 585                  | 451                  | 360                  | 201                  | 122              | 7 946            | 12 014         | 1 690                              |
| <b>PLUMBING FACILITIES BY PERSONS PER ROOM</b>     |                          |                   |                    |                      |                      |                      |                      |                      |                      |                  |                  |                |                                    |
| <b>Complete plumbing for exclusive use</b>         | <b>367 931</b>           | <b>67 359</b>     | <b>84 498</b>      | <b>45 913</b>        | <b>34 531</b>        | <b>55 973</b>        | <b>34 840</b>        | <b>29 872</b>        | <b>10 623</b>        | <b>4 322</b>     | <b>11 748</b>    | <b>13 989</b>  | <b>69 634</b>                      |
| 0.50 or less                                       | 228 756                  | 46 636            | 53 559             | 28 699               | 21 097               | 32 958               | 20 486               | 16 544               | 6 032                | 2 745            | 11 235           | 13 448         | 37 382                             |
| 0.51 to 1.00                                       | 123 725                  | 18 250            | 27 151             | 15 175               | 11 894               | 20 716               | 13 072               | 11 980               | 4 068                | 1 419            | 12 770           | 14 954         | 26 644                             |
| 1.01 to 1.50                                       | 10 793                   | 1 579             | 2 514              | 1 412                | 1 139                | 1 717                | 898                  | 1 056                | 344                  | 134              | 12 308           | 14 880         | 3 799                              |
| 1.51 or more                                       | 4 657                    | 894               | 1 274              | 627                  | 401                  | 582                  | 384                  | 292                  | 179                  | 24               | 10 640           | 12 878         | 1 809                              |
| <b>Lacking complete plumbing for exclusive use</b> | <b>8 901</b>             | <b>3 356</b>      | <b>2 364</b>       | <b>870</b>           | <b>584</b>           | <b>955</b>           | <b>360</b>           | <b>283</b>           | <b>56</b>            | <b>73</b>        | <b>7 031</b>     | <b>9 363</b>   | <b>3 085</b>                       |
| 0.50 or less                                       | 4 375                    | 1 769             | 1 128              | 380                  | 244                  | 463                  | 185                  | 123                  | 38                   | 45               | 6 758            | 9 410          | 1 365                              |
| 0.51 to 1.00                                       | 3 825                    | 1 387             | 1 066              | 380                  | 281                  | 421                  | 151                  | 119                  | 8                    | 12               | 7 043            | 8 882          | 1 407                              |
| 1.01 to 1.50                                       | 295                      | 56                | 82                 | 54                   | 38                   | 29                   | 7                    | 29                   | -                    | -                | 10 440           | 11 148         | 121                                |
| 1.51 or more                                       | 406                      | 144               | 88                 | 56                   | 21                   | 42                   | 17                   | 12                   | 10                   | 16               | 7 235            | 12 102         | 192                                |
| <b>SELECTED CHARACTERISTICS</b>                    |                          |                   |                    |                      |                      |                      |                      |                      |                      |                  |                  |                |                                    |
| <b>Heating equipment</b>                           | <b>376 520</b>           | <b>70 597</b>     | <b>86 773</b>      | <b>46 755</b>        | <b>35 073</b>        | <b>56 907</b>        | <b>35 200</b>        | <b>30 155</b>        | <b>10 679</b>        | <b>4 381</b>     | <b>11 652</b>    | <b>13 875</b>  | <b>72 548</b>                      |
| Central heating system                             | 342 508                  | 61 826            | 77 584             | 42 490               | 32 444               | 52 667               | 32 888               | 28 372               | 10 097               | 4 140            | 11 874           | 14 113         | 63 364                             |
| <b>Air conditioning</b>                            | <b>140 872</b>           | <b>20 761</b>     | <b>30 822</b>      | <b>18 470</b>        | <b>14 715</b>        | <b>23 697</b>        | <b>14 517</b>        | <b>12 152</b>        | <b>3 986</b>         | <b>1 752</b>     | <b>12 565</b>    | <b>14 721</b>  | <b>19 576</b>                      |
| Central system                                     | 60 317                   | 8 192             | 11 798             | 7 224                | 6 197                | 10 381               | 6 718                | 6 420                | 2 372                | 1 015            | 13 688           | 15 979         | 7 597                              |
| <b>Vehicles available</b>                          | <b>320 176</b>           | <b>40 780</b>     | <b>70 377</b>      | <b>42 813</b>        | <b>32 909</b>        | <b>54 669</b>        | <b>34 310</b>        | <b>29 528</b>        | <b>10 500</b>        | <b>4 290</b>     | <b>12 965</b>    | <b>15 189</b>  | <b>48 397</b>                      |
| 1  | 179 248                  | 31 888            | 50 850             | 27 622               | 18 784               | 26 576               | 12 345               | 7 750                | 2 181                | 1 252            | 10 623           | 12 091         | 32 198                             |
| 2 or more  | 140 928                  | 8 892             | 19 527             | 15 191               | 14 125               | 28 093               | 21 965               | 21 778               | 8 319                | 3 038            | 17 047           | 19 129         | 16 199                             |
| <b>House heating fuel</b>                          | <b>376 520</b>           | <b>70 597</b>     | <b>86 773</b>      | <b>46 755</b>        | <b>35 073</b>        | <b>56 907</b>        | <b>35 200</b>        | <b>30 155</b>        | <b>10 679</b>        | <b>4 381</b>     | <b>11 652</b>    | <b>13 875</b>  | <b>72 548</b>                      |
| Utility gas  | 294 545                  | 55 304            | 67 461             | 36 228               | 27 649               | 44 500               | 27 857               | 23 642               | 8 406                | 3 498            | 11 691           | 13 875         | 55 765                             |
| Bottled, tank, or LP gas                           | 17 149                   | 2 751             | 4 058              | 2 231                | 1 638                | 2 623                | 1 566                | 1 511                | 499                  | 272              | 11 978           | 14 384         | 3 260                              |
| Electricity  | 52 994                   | 10 052            | 12 252             | 6 707                | 4 914                | 8 205                | 4 656                | 4 254                | 1 457                | 497              | 11 563           | 13 746         | 10 813                             |
| Fuel oil, kerosene, etc.                           | 3 133                    | 667               | 786                | 416                  | 252                  | 421                  | 281                  | 210                  | 78                   | 22               | 10 682           | 12 804         | 691                                |
| Other  | 8 699                    | 1 823             | 2 216              | 1 173                | 620                  | 1 158                | 840                  | 538                  | 239                  | 92               | 10 662           | 13 301         | 2 019                              |
| <b>Median rooms</b>                                | <b>4.0</b>               | <b>3.4</b>        | <b>3.7</b>         | <b>3.9</b>           | <b>4.1</b>           | <b>4.2</b>           | <b>4.5</b>           | <b>4.8</b>           | <b>5.1</b>           | <b>5.1</b>       | <b>...</b>       | <b>...</b>     | <b>3.8</b>                         |
| <b>Specified renter-occupied housing units</b>     |                          |                   |                    |                      |                      |                      |                      |                      |                      |                  |                  |                |                                    |
| <b>CONTRACT RENT</b>                               | <b>28 622</b>            | <b>16 848</b>     | <b>6 490</b>       | <b>1 728</b>         | <b>977</b>           | <b>1 224</b>         | <b>692</b>           | <b>468</b>           | <b>157</b>           | <b>38</b>        | <b>4 485</b>     | <b>6 460</b>   | <b>14 491</b>                      |
| Less than \$100                                    | 37 687                   | 12 391            | 12 061             | 4 579                | 2 694                | 3 191                | 1 419                | 992                  | 245                  | 115              | 7 350            | 9 121          | 10 682                             |
| \$100 to \$149                                     | 71 407                   | 15 510            | 22 467             | 10 346               | 6 711                | 8 763                | 4 051                | 2 667                | 680                  | 212              | 9 484            | 10 861         | 14 580                             |
| \$150 to \$199                                     | 74 341                   | 10 591            | 18 870             | 11 352               | 8 340                | 12 660               | 6 652                | 4 250                | 1 200                | 426              | 11 698           | 13 229         | 11 419                             |
| \$200 to \$249                                     | 57 117                   | 5 654             | 10 633             | 7 812                | 6 996                | 12 004               | 6 888                | 5 222                | 1 433                | 475              | 14 094           | 15 397         | 7 294                              |
| \$250 to \$299                                     | 32 261                   | 2 156             | 4 670              | 3 583                | 3 465                | 6 680                | 5 374                | 4 439                | 1 406                | 488              | 16 511           | 18 117         | 3 619                              |
| \$300 to \$349                                     | 21 928                   | 1 193             | 2 530              | 1 949                | 2 026                | 4 372                | 3 762                | 4 138                | 1 486                | 472              | 18 666           | 20 143         | 2 411                              |
| \$350 to \$399                                     | 17 793                   | 952               | 1 770              | 1 364                | 1 228                | 3 034                | 2 768                | 3 962                | 1 982                | 733              | 20 854           | 23 109         | 2 129                              |
| \$400 to \$499                                     | 6 427                    | 329               | 522                | 325                  | 246                  | 824                  | 761                  | 1 545                | 1 105                | 770              | 25 999           | 29 586         | 726                                |
| \$500 or more                                      | 13 766                   | 2 789             | 3 621              | 1 775                | 1 254                | 1 846                | 1 002                | 901                  | 306                  | 272              | 10 666           | 13 680         | 2 556                              |
| No cash rent                                       | \$223                    | \$159             | \$198              | \$220                | \$235                | \$252                | \$273                | \$303                | \$340                | \$362            | ...              | ...            | \$177                              |
| <b>GROSS RENT</b>                                  | <b>18 330</b>            | <b>13 071</b>     | <b>3 323</b>       | <b>730</b>           | <b>400</b>           | <b>415</b>           | <b>223</b>           | <b>105</b>           | <b>53</b>            | <b>10</b>        | <b>3 983</b>     | <b>5 002</b>   | <b>10 693</b>                      |
| Less than \$100                                    | 26 194                   | 10 470            | 8 888              | 2 566                | 1 324                | 1 558                | 739                  | 503                  | 82                   | 64               | 6 192            | 7 890          | 8 460                              |
| \$100 to \$149                                     | 52 371                   | 13 669            | 17 506             | 7 440                | 4 442                | 5 364                | 2 235                | 1 262                | 335                  | 118              | 8 519            | 9 761          | 12 145                             |
| \$150 to \$199                                     | 74 239                   | 12 767            | 20 935             | 11 678               | 8 011                | 11 009               | 5 243                | 3 339                | 957                  | 300              | 10 732           | 12 006         | 12 875                             |
| \$200 to \$249                                     | 59 637                   | 7 253             | 12 936             | 8 693                | 7 381                | 11 081               | 6 196                | 4 474                | 1 180                | 443              | 12 817           | 14 269         | 8 628                              |
| \$250 to \$299                                     | 42 134                   | 3 758             | 7 261              | 5 210                | 4 692                | 9 034                | 5 927                | 4 427                | 1 370                | 455              | 15 069           | 16 561         | 5 568                              |
| \$300 to \$349                                     | 25 376                   | 1 983             | 3 936              | 2 658                | 2 529                | 5 308                | 4 057                | 3 417                | 1 089                | 399              | 16 400           | 17 780         | 3 273                              |
| \$350 to \$399                                     | 28 986                   | 1 655             | 3 456              | 2 757                | 2 758                | 5 816                | 4 632                | 5 293                | 2 023                | 596              | 18 203           | 19 982         | 3 432                              |
| \$400 to \$499                                     | 20 316                   | 998               | 1 772              | 1 306                | 1 146                | 3 176                | 3 115                | 4 863                | 2 605                | 1 344            | 22               |                |                                    |

Table A-5. Selected Monthly Owner Costs for Mortgaged Housing Units: 1980

[Data are estimates based on a sample, see Introduction. For meaning of symbols, see Introduction. For definitions of terms, see appendixes A and B]

| The State   | Total          | Less than \$200 | \$200 to \$249 | \$250 to \$299 | \$300 to \$349 | \$350 to \$399 | \$400 to \$499 | \$500 to \$599 | \$600 to \$749 | \$750 or more | Median (dollars) |
|---|----------------|-----------------|----------------|----------------|----------------|----------------|----------------|----------------|----------------|---------------|------------------|
| <b>Specified owner-occupied housing units</b> -----                           | <b>401 752</b> | <b>23 178</b>   | <b>37 739</b>  | <b>41 165</b>  | <b>39 902</b>  | <b>41 570</b>  | <b>75 226</b>  | <b>56 150</b>  | <b>50 590</b>  | <b>36 232</b> | <b>422</b>       |
| <b>PERSONS IN UNIT</b>  |                |                 |                |                |                |                |                |                |                |               |                  |
| 1 person -----  | 33 745         | 4 611           | 4 487          | 3 843          | 3 529          | 3 644          | 5 577          | 3 695          | 2 872          | 1 487         | 356              |
| 2 persons -----   | 111 506        | 9 288           | 13 153         | 12 514         | 10 808         | 11 106         | 19 271         | 14 335         | 12 614         | 8 417         | 395              |
| 3 persons -----   | 85 711         | 4 042           | 7 921          | 8 992          | 8 582          | 8 816          | 16 632         | 12 345         | 11 097         | 7 284         | 426              |
| 4 persons -----   | 101 568        | 2 969           | 6 994          | 9 041          | 10 328         | 10 825         | 20 927         | 15 532         | 14 011         | 10 941        | 449              |
| 5 persons -----   | 45 710         | 1 457           | 3 361          | 4 225          | 4 398          | 4 774          | 8 830          | 6 838          | 6 526          | 5 301         | 451              |
| 6 persons -----   | 15 692         | 464             | 1 216          | 1 679          | 1 434          | 1 751          | 2 726          | 2 196          | 2 327          | 1 899         | 441              |
| 7 persons -----   | 5 550          | 263             | 415            | 674            | 650            | 425            | 869            | 863            | 766            | 625           | 437              |
| 8 or more persons -----   | 2 270          | 84              | 192            | 197            | 173            | 229            | 394            | 346            | 377            | 278           | 469              |
| Median -----  | 3.15           | 2.25            | 2.66           | 2.97           | 3.15           | 3.18           | 3.27           | 3.31           | 3.38           | 3.58          | ...              |
| <b>HOUSEHOLD TYPE AND AGE OF HOUSEHOLDER</b>                                  |                |                 |                |                |                |                |                |                |                |               |                  |
| <b>Married-couple families</b> -----  | <b>323 705</b> | <b>15 264</b>   | <b>28 415</b>  | <b>31 863</b>  | <b>31 538</b>  | <b>33 067</b>  | <b>61 236</b>  | <b>47 099</b>  | <b>43 443</b>  | <b>31 780</b> | <b>434</b>       |
| 15 to 24 years -----  | 9 047          | 270             | 470            | 639            | 763            | 1 045          | 2 249          | 1 956          | 1 377          | 278           | 459              |
| 25 to 34 years -----  | 97 441         | 1 458           | 3 297          | 5 710          | 7 953          | 10 381         | 22 615         | 18 543         | 17 554         | 9 930         | 488              |
| 35 to 44 years -----  | 93 888         | 2 179           | 5 905          | 7 695          | 8 346          | 9 326          | 18 037         | 14 675         | 14 720         | 13 005        | 474              |
| 45 to 64 years -----  | 110 535        | 8 672           | 15 819         | 15 594         | 12 869         | 11 329         | 17 110         | 11 407         | 9 428          | 8 307         | 360              |
| 65 years and over -----   | 12 794         | 2 685           | 2 924          | 2 225          | 1 607          | 986            | 1 225          | 518            | 364            | 260           | 268              |
| <b>Male householder, no wife present</b> -----                                | <b>31 994</b>  | <b>2 395</b>    | <b>2 508</b>   | <b>2 789</b>   | <b>2 962</b>   | <b>3 259</b>   | <b>6 438</b>   | <b>4 677</b>   | <b>4 290</b>   | <b>2 676</b>  | <b>431</b>       |
| 15 to 24 years -----  | 2 780          | 141             | 107            | 203            | 292            | 333            | 652            | 501            | 432            | 119           | 446              |
| 25 to 34 years -----  | 14 282         | 521             | 569            | 984            | 1 279          | 1 546          | 3 170          | 2 669          | 2 383          | 1 161         | 470              |
| 35 to 44 years -----  | 6 995          | 379             | 568            | 537            | 553            | 730            | 1 410          | 933            | 971            | 914           | 454              |
| 45 to 64 years -----  | 6 630          | 909             | 977            | 881            | 721            | 561            | 1 116          | 540            | 487            | 438           | 338              |
| 65 years and over -----   | 1 307          | 445             | 287            | 184            | 117            | 89             | 90             | 34             | 17             | 44            | 236              |
| <b>Female householder, no husband present</b> -----                           | <b>46 053</b>  | <b>5 519</b>    | <b>6 816</b>   | <b>6 513</b>   | <b>5 402</b>   | <b>5 244</b>   | <b>7 552</b>   | <b>4 374</b>   | <b>2 857</b>   | <b>1 776</b>  | <b>339</b>       |
| 15 to 24 years -----  | 1 274          | 61              | 88             | 155            | 121            | 182            | 271            | 254            | 101            | 41            | 410              |
| 25 to 34 years -----  | 10 873         | 401             | 918            | 966            | 1 346          | 1 464          | 2 402          | 1 569          | 1 165          | 642           | 414              |
| 35 to 44 years -----  | 12 312         | 638             | 1 433          | 1 801          | 1 557          | 1 543          | 2 346          | 1 416          | 965            | 613           | 374              |
| 45 to 64 years -----  | 16 151         | 2 621           | 3 180          | 2 832          | 1 918          | 1 655          | 2 056          | 919            | 532            | 438           | 290              |
| 65 years and over -----   | 5 443          | 1 798           | 1 977          | 759            | 460            | 400            | 477            | 216            | 94             | 42            | 239              |
| Median age -----  | 40.3           | 54.8            | 50.2           | 46.7           | 42.8           | 39.6           | 37.5           | 36.3           | 36.1           | 38.5          | ...              |
| <b>YEAR HOUSEHOLDER MOVED INTO UNIT</b>                                       |                |                 |                |                |                |                |                |                |                |               |                  |
| 1979 to March 1980 -----  | 82 714         | 1 509           | 1 872          | 2 371          | 2 989          | 4 673          | 13 908         | 17 194         | 21 254         | 16 944        | 582              |
| 1975 to 1978 -----  | 153 842        | 2 829           | 5 634          | 8 984          | 14 131         | 19 123         | 39 235         | 27 729         | 21 889         | 14 288        | 465              |
| 1970 to 1974 -----  | 76 213         | 4 052           | 7 265          | 12 399         | 12 452         | 10 693         | 14 139         | 7 157          | 4 810          | 3 246         | 359              |
| 1960 to 1969 -----  | 69 799         | 8 892           | 17 849         | 14 769         | 8 799          | 5 934          | 6 485          | 3 317          | 2 251          | 1 503         | 278              |
| 1959 or earlier -----   | 19 184         | 5 896           | 5 119          | 2 642          | 1 531          | 1 147          | 1 459          | 753            | 386            | 251           | 236              |
| <b>ROOMS</b>  |                |                 |                |                |                |                |                |                |                |               |                  |
| 1 to 3 rooms -----  | 4 604          | 760             | 594            | 580            | 546            | 461            | 693            | 480            | 355            | 135           | 334              |
| 4 rooms -----   | 23 811         | 4 684           | 3 613          | 3 148          | 2 689          | 2 478          | 3 725          | 1 987          | 1 141          | 346           | 309              |
| 5 rooms -----   | 61 316         | 7 409           | 8 873          | 7 842          | 6 991          | 6 988          | 11 122         | 6 443          | 4 243          | 1 405         | 347              |
| 6 rooms -----   | 75 974         | 4 657           | 8 338          | 8 809          | 8 336          | 8 626          | 14 945         | 10 263         | 8 368          | 3 632         | 395              |
| 7 rooms -----   | 82 150         | 2 999           | 6 987          | 8 022          | 8 042          | 8 469          | 16 248         | 12 956         | 11 897         | 6 530         | 439              |
| 8 or more rooms -----   | 153 897        | 2 669           | 9 334          | 12 764         | 13 298         | 14 548         | 28 493         | 24 021         | 24 586         | 24 184        | 485              |
| Median -----  | 6.9            | 5.3             | 6.2            | 6.5            | 6.7            | 6.8            | 6.9            | 7.2            | 7.4            | 8.2           | ...              |
| <b>YEAR STRUCTURE BUILT</b>   |                |                 |                |                |                |                |                |                |                |               |                  |
| 1975 to March 1980 -----  | 100 397        | 1 059           | 1 380          | 1 742          | 3 295          | 6 546          | 20 394         | 21 381         | 24 681         | 19 919        | 574              |
| 1970 to 1974 -----  | 71 715         | 817             | 1 952          | 5 557          | 8 181          | 9 587          | 17 534         | 11 757         | 9 664          | 6 666         | 452              |
| 1960 to 1969 -----  | 90 315         | 3 256           | 11 773         | 13 854         | 11 583         | 10 950         | 15 631         | 10 642         | 7 847          | 4 779         | 371              |
| 1950 to 1959 -----  | 72 862         | 9 317           | 13 064         | 10 314         | 8 321          | 7 415          | 11 603         | 6 372          | 4 239          | 2 217         | 322              |
| 1940 to 1949 -----  | 21 380         | 3 046           | 3 363          | 3 119          | 2 773          | 2 346          | 3 269          | 1 867          | 1 046          | 551           | 321              |
| 1939 or earlier -----   | 45 083         | 5 683           | 6 207          | 6 579          | 5 749          | 4 726          | 6 795          | 4 131          | 3 113          | 2 100         | 335              |
| <b>VALUE</b>  |                |                 |                |                |                |                |                |                |                |               |                  |
| Less than \$10,000 -----  | 782            | 477             | 172            | 110            | 13             | 6              | 4              | -              | -              | -             | 184              |
| \$10,000 to \$19,999 -----  | 4 359          | 1 884           | 1 202          | 631            | 335            | 137            | 162            | 8              | -              | -             | 212              |
| \$20,000 to \$29,999 -----  | 11 944         | 3 226           | 2 962          | 2 441          | 1 699          | 885            | 536            | 127            | 68             | -             | 246              |
| \$30,000 to \$39,999 -----  | 22 930         | 4 371           | 4 789          | 4 253          | 3 359          | 2 833          | 2 458          | 603            | 239            | 25            | 277              |
| \$40,000 to \$49,999 -----  | 42 957         | 5 198           | 7 572          | 6 789          | 6 046          | 5 810          | 7 817          | 2 779          | 830            | 116           | 316              |
| \$50,000 to \$59,999 -----  | 59 914         | 4 097           | 8 235          | 7 502          | 7 295          | 8 025          | 12 929         | 7 735          | 3 632          | 464           | 368              |
| \$60,000 to \$79,999 -----  | 135 672        | 3 147           | 11 089         | 14 108         | 13 311         | 14 451         | 30 121         | 23 868         | 20 244         | 5 333         | 437              |
| \$80,000 to \$99,999 -----  | 64 773         | 515             | 1 426          | 4 144          | 5 287          | 5 869          | 12 873         | 12 164         | 13 689         | 8 806         | 519              |
| \$100,000 to \$149,999 -----  | 42 759         | 163             | 225            | 1 027          | 2 270          | 3 111          | 6 969          | 7 027          | 9 459          | 12 508        | 609              |
| \$150,000 or more -----   | 15 662         | 100             | 67             | 160            | 287            | 443            | 1 357          | 1 839          | 2 429          | 8 980         | 750+             |
| Median -----  | \$67 700       | \$43 100        | \$52 500       | \$58 400       | \$61 500       | \$63 500       | \$68 100       | \$73 800       | \$80 400       | \$111 100     | ...              |
| <b>SELECTED MONTHLY OWNER COSTS AS PERCENTAGE OF HOUSEHOLD INCOME IN 1979</b> |                |                 |                |                |                |                |                |                |                |               |                  |
| Less than 15 percent -----  | 111 606        | 13 689          | 22 208         | 20 630         | 15 226         | 11 565         | 14 516         | 6 651          | 4 038          | 3 083         | 298              |
| 15 to 19 percent -----  | 75 255         | 2 860           | 5 844          | 8 221          | 9 778          | 10 619         | 17 037         | 9 956          | 6 811          | 4 129         | 402              |
| 20 to 24 percent -----  | 65 930         | 1 877           | 3 093          | 4 374          | 5 934          | 7 470          | 15 939         | 12 225         | 9 635          | 5 383         | 463              |
| 25 to 29 percent -----  | 48 579         | 1 239           | 1 976          | 2 353          | 3 059          | 4 185          | 10 227         | 9 365          | 9 700          | 6 475         | 513              |
| 30 to 34 percent -----  | 31 845         | 790             | 1 080          | 1 474          | 1 588          | 2 401          | 6 011          | 7 062          | 4 958          | 4 958         | 540              |
| 35 percent or more -----  | 66 834         | 2 576           | 3 413          | 3 943          | 4 112          | 5 133          | 11 254         | 11 250         | 13 164         | 11 989        | 527              |
| Not computed -----  | 1 703          | 147             | 125            | 170            | 205            | 197            | 242            | 222            | 180            | 215           | 402              |
| Median -----  | 21.0           | 13.1            | 13.5           | 14.9           | 17.4           | 19.3           | 21.9           | 24.6           | 27.4           | 29.2          | ...              |
| <b>SELECTED CHARACTERISTICS</b>   |                |                 |                |                |                |                |                |                |                |               |                  |
| <b>Heating equipment</b> -----  | <b>401 669</b> | <b>23 176</b>   | <b>37 739</b>  | <b>41 152</b>  | <b>39 902</b>  | <b>41 560</b>  | <b>75 220</b>  | <b>56 124</b>  | <b>50 582</b>  | <b>36 214</b> | <b>422</b>       |
| Steam or hot water system -----   | 39 959         | 1 046           | 1 903          | 3 391          | 3 849          | 4 101          | 7 456          | 6 065          | 5 394          | 6 754         | 475              |
| Central warm-air furnace or electric heat pump -----                          | 323 005        | 17 603          | 32 128         | 33 823         | 32 727         | 34 180         | 61 314         | 44 655         | 40 126         | 26 449        | 417              |
| Other built-in electric units -----   | 16 039         | 397             | 532            | 674            | 883            | 1 135          | 3 205          | 3 254          | 3 602          | 2 357         | 537              |
| Floor, wall, or pipeless furnace -----  | 6 193          | 1 573           | 1 114          | 947            | 702            | 566            | 611            | 373            | 239            | 68            | 272              |
| Other means -----   | 16 473         | 2 557           | 2 062          | 2 317          | 1 741          | 1 578          | 2 634          | 1 777          | 1 221          | 586           | 337              |
| <b>Air conditioning</b> -----   | <b>92 127</b>  | <b>6 085</b>    | <b>9 101</b>   | <b>9 237</b>   | <b>9 312</b>   | <b>9 840</b>   | <b>16 465</b>  | <b>11 764</b>  | <b>10 827</b>  | <b>9 496</b>  | <b>414</b>       |
| Central system -----  | 49 512         | 1 621           | 3 182          | 3 869          | 4 108          | 4 791          | 9 309          | 7 442          | 7 569          | 7 621         | 475              |
| 1 or more individual room units -----   | 42 615         | 4 464           | 5 919          | 5 368          | 5 204          | 5 049          | 7 156          | 4 322          | 3 258          | 1 875         | 353              |
| <b>House heating fuel</b> -----   | <b>401 669</b> | <b>23 176</b>   | <b>37 739</b>  | <b>41 152</b>  | <b>39 902</b>  | <b>41 560</b>  | <b>75 220</b>  | <b>56 124</b>  | <b>50 582</b>  | <b>36 214</b> | <b>422</b>       |
| Utility gas -----   | 355 189        | 21 193          | 35 253         | 37 735         | 36 372         | 37 556         | 66 034         | 48 511         | 42 321         | 30 214        | 413              |
| Bottled, tank, or LP gas -----  | 8 797          | 537             | 498            | 851            | 880            | 796            | 1 793          | 1 191          | 1 191          | 955           | 443              |
| Electricity -----   | 28 179         | 657             | 1 047          | 1 374          | 1 628          | 2 206          | 5 590          | 5 118          | 6 091          | 4 468         | 531              |
| Fuel oil, kerosene, etc. -----  | 595            | 35              | 53             | 75             | 72             | 38             | 66             | 56             | 100            | 100           | 431              |
| Other -----   | 8 909          | 754             | 888            | 1 117          | 950            | 964            | 1 737          | 1 143          | 879            | 477           | 389              |

Table A—6. Selected Monthly Owner Costs for Not Mortgaged Housing Units: 1980

[Data are estimates based on a sample, see Introduction. For meaning of symbols, see Introduction. For definitions of terms, see appendixes A and B]

| The State   | Total          | Less than \$50 | \$50 to \$74 | \$75 to \$99  | \$100 to \$124 | \$125 to \$149 | \$150 to \$199 | \$200 to \$249 | \$250 or more | Median (dollars) |
|---|----------------|----------------|--------------|---------------|----------------|----------------|----------------|----------------|---------------|------------------|
| <b>Specified owner-occupied housing units</b> -----                           | <b>128 467</b> | <b>1 143</b>   | <b>7 579</b> | <b>23 088</b> | <b>32 202</b>  | <b>25 617</b>  | <b>25 832</b>  | <b>7 886</b>   | <b>5 120</b>  | <b>125</b>       |
| <b>PERSONS IN UNIT</b>  |                |                |              |               |                |                |                |                |               |                  |
| 1 person -----  | 34 357         | 711            | 3 608        | 9 225         | 9 450          | 5 377          | 4 256          | 1 060          | 670           | 110              |
| 2 persons -----   | 62 134         | 297            | 2 816        | 10 552        | 16 389         | 13 319         | 12 732         | 3 686          | 2 343         | 127              |
| 3 persons -----   | 16 623         | 75             | 601          | 1 820         | 3 675          | 3 685          | 4 422          | 1 426          | 919           | 140              |
| 4 persons -----   | 8 813          | 26             | 295          | 913           | 1 580          | 1 824          | 2 572          | 923            | 680           | 147              |
| 5 persons -----   | 3 787          | 15             | 145          | 261           | 629            | 871            | 1 137          | 413            | 316           | 149              |
| 6 persons -----   | 1 635          | 5              | 54           | 204           | 311            | 326            | 391            | 211            | 133           | 144              |
| 7 persons -----   | 758            | 5              | 45           | 90            | 122            | 146            | 203            | 114            | 33            | 145              |
| 8 or more persons -----   | 360            | 9              | 15           | 23            | 46             | 69             | 119            | 53             | 26            | 158              |
| Median -----  | 1.98           | 1.30           | 1.56         | 1.72          | 1.91           | 2.06           | 2.18           | 2.28           | 2.31          | ...              |
| <b>HOUSEHOLD TYPE AND AGE OF HOUSEHOLDER</b>                                  |                |                |              |               |                |                |                |                |               |                  |
| <b>Married-couple families</b> -----  | <b>80 657</b>  | <b>326</b>     | <b>3 274</b> | <b>11 559</b> | <b>19 704</b>  | <b>17 326</b>  | <b>18 715</b>  | <b>5 959</b>   | <b>3 794</b>  | <b>133</b>       |
| 15 to 24 years -----  | 619            | 3              | 85           | 140           | 150            | 110            | 100            | 10             | 21            | 114              |
| 25 to 34 years -----  | 3 239          | 37             | 265          | 474           | 738            | 623            | 729            | 252            | 121           | 129              |
| 35 to 44 years -----  | 5 296          | 19             | 187          | 541           | 961            | 1 078          | 1 509          | 632            | 369           | 147              |
| 45 to 64 years -----  | 36 138         | 89             | 999          | 4 073         | 7 829          | 7 950          | 9 723          | 3 212          | 2 263         | 141              |
| 65 years and over -----   | 35 365         | 178            | 1 738        | 6 331         | 10 026         | 7 565          | 6 654          | 1 853          | 1 020         | 124              |
| <b>Male householder, no wife present</b> -----                                | <b>10 753</b>  | <b>419</b>     | <b>1 322</b> | <b>2 566</b>  | <b>2 713</b>   | <b>1 528</b>   | <b>1 345</b>   | <b>490</b>     | <b>370</b>    | <b>110</b>       |
| 15 to 24 years -----  | 379            | 39             | 76           | 92            | 72             | 39             | 28             | 20             | 13            | 95               |
| 25 to 34 years -----  | 990            | 86             | 123          | 150           | 242            | 133            | 148            | 55             | 53            | 114              |
| 35 to 44 years -----  | 761            | 32             | 112          | 151           | 138            | 111            | 90             | 59             | 68            | 115              |
| 45 to 64 years -----  | 3 052          | 79             | 367          | 776           | 746            | 424            | 416            | 153            | 91            | 110              |
| 65 years and over -----   | 5 571          | 183            | 644          | 1 397         | 1 515          | 821            | 663            | 203            | 145           | 109              |
| <b>Female householder, no husband present</b> -----                           | <b>37 057</b>  | <b>398</b>     | <b>2 983</b> | <b>8 963</b>  | <b>9 785</b>   | <b>6 763</b>   | <b>5 772</b>   | <b>1 437</b>   | <b>956</b>    | <b>116</b>       |
| 15 to 24 years -----  | 224            | 6              | 23           | 66            | 20             | 43             | 51             | 7              | 8             | 121              |
| 25 to 34 years -----  | 801            | 3              | 48           | 182           | 178            | 160            | 181            | 25             | 24            | 124              |
| 35 to 44 years -----  | 1 361          | 20             | 34           | 174           | 225            | 243            | 383            | 147            | 135           | 148              |
| 45 to 64 years -----  | 10 153         | 109            | 631          | 1 928         | 2 557          | 2 112          | 1 934          | 525            | 357           | 124              |
| 65 years and over -----   | 24 518         | 260            | 2 247        | 6 613         | 6 805          | 4 205          | 3 223          | 733            | 432           | 112              |
| Median age -----  | 65.3           | 67.0           | 68.7         | 68.8          | 67.0           | 64.7           | 62.0           | 59.5           | 58.5          | ...              |
| <b>YEAR HOUSEHOLDER MOVED INTO UNIT</b>                                       |                |                |              |               |                |                |                |                |               |                  |
| 1979 to March 1980 -----  | 6 384          | 151            | 485          | 1 114         | 1 208          | 1 022          | 1 524          | 440            | 440           | 131              |
| 1975 to 1978 -----  | 15 851         | 235            | 939          | 2 178         | 3 225          | 3 147          | 3 762          | 1 406          | 959           | 136              |
| 1970 to 1974 -----  | 15 654         | 123            | 816          | 2 264         | 3 299          | 3 011          | 3 605          | 1 453          | 1 083         | 136              |
| 1960 to 1969 -----  | 29 360         | 246            | 1 472        | 4 531         | 6 852          | 6 080          | 6 808          | 2 054          | 1 317         | 131              |
| 1959 or earlier -----   | 61 218         | 388            | 3 867        | 13 001        | 17 618         | 12 357         | 10 133         | 2 533          | 1 321         | 119              |
| <b>ROOMS</b>  |                |                |              |               |                |                |                |                |               |                  |
| 1 to 3 rooms -----  | 4 626          | 387            | 1 118        | 1 304         | 846            | 394            | 408            | 112            | 57            | 90               |
| 4 rooms -----   | 23 153         | 497            | 2 985        | 7 618         | 6 674          | 3 084          | 1 749          | 388            | 158           | 102              |
| 5 rooms -----   | 36 669         | 157            | 2 226        | 8 435         | 11 453         | 7 508          | 5 524          | 995            | 371           | 116              |
| 6 rooms -----   | 27 202         | 60             | 919          | 3 715         | 7 369          | 6 480          | 6 469          | 1 503          | 687           | 131              |
| 7 rooms -----   | 15 477         | 18             | 214          | 1 251         | 3 173          | 3 923          | 4 509          | 1 601          | 788           | 145              |
| 8 or more rooms -----   | 21 340         | 24             | 117          | 765           | 2 687          | 4 228          | 7 173          | 3 287          | 3 059         | 170              |
| Median -----  | 5.5            | 3.9            | 4.4          | 4.8           | 5.2            | 5.8            | 6.3            | 7.1            | 8.1           | ...              |
| <b>YEAR STRUCTURE BUILT</b>   |                |                |              |               |                |                |                |                |               |                  |
| 1975 to March 1980 -----  | 7 549          | 121            | 354          | 821           | 1 236          | 1 246          | 2 156          | 892            | 723           | 150              |
| 1970 to 1974 -----  | 8 110          | 49             | 296          | 536           | 1 114          | 1 647          | 2 477          | 1 159          | 832           | 158              |
| 1960 to 1969 -----  | 15 977         | 83             | 482          | 1 206         | 2 939          | 3 416          | 4 953          | 1 736          | 1 162         | 149              |
| 1950 to 1959 -----  | 31 033         | 143            | 881          | 4 305         | 8 075          | 7 320          | 7 268          | 1 948          | 1 093         | 132              |
| 1940 to 1949 -----  | 17 786         | 145            | 969          | 4 112         | 5 584          | 3 505          | 2 561          | 542            | 368           | 116              |
| 1939 or earlier -----   | 48 012         | 602            | 4 597        | 12 108        | 13 254         | 8 483          | 6 417          | 1 609          | 942           | 113              |
| <b>VALUE</b>  |                |                |              |               |                |                |                |                |               |                  |
| Less than \$10,000 -----  | 3 982          | 364            | 1 210        | 1 227         | 691            | 278            | 179            | 33             | -             | 83               |
| \$10,000 to \$19,999 -----  | 9 936          | 335            | 1 893        | 3 348         | 2 448          | 1 098          | 627            | 143            | 44            | 95               |
| \$20,000 to \$29,999 -----  | 15 517         | 195            | 1 879        | 5 428         | 4 492          | 2 071          | 1 135          | 247            | 70            | 101              |
| \$30,000 to \$39,999 -----  | 16 649         | 66             | 1 037        | 4 815         | 5 553          | 3 001          | 1 776          | 319            | 82            | 111              |
| \$40,000 to \$49,999 -----  | 19 188         | 57             | 800          | 3 819         | 6 503          | 4 443          | 2 931          | 493            | 142           | 119              |
| \$50,000 to \$59,999 -----  | 18 444         | 49             | 372          | 2 468         | 5 792          | 5 004          | 3 877          | 651            | 231           | 128              |
| \$60,000 to \$79,999 -----  | 24 942         | 44             | 292          | 1 492         | 5 343          | 7 009          | 8 372          | 1 851          | 539           | 144              |
| \$80,000 to \$99,999 -----  | 9 145          | 10             | 39           | 293           | 844            | 1 914          | 3 901          | 1 571          | 573           | 169              |
| \$100,000 to \$149,999 -----  | 6 837          | 16             | 36           | 127           | 387            | 607            | 2 368          | 1 826          | 1 470         | 197              |
| \$150,000 or more -----   | 3 827          | 7              | 21           | 71            | 149            | 192            | 666            | 752            | 1 969         | 250+             |
| Median -----  | \$49 400       | \$15 600       | \$23 000     | \$33 100      | \$44 400       | \$53 200       | \$65 300       | \$82 600       | \$125 600     | ...              |
| <b>SELECTED MONTHLY OWNER COSTS AS PERCENTAGE OF HOUSEHOLD INCOME IN 1979</b> |                |                |              |               |                |                |                |                |               |                  |
| Less than 10 percent -----  | 56 041         | 655            | 3 288        | 9 032         | 13 420         | 11 835         | 12 023         | 3 432          | 2 356         | 128              |
| 10 to 14 percent -----  | 26 233         | 216            | 1 529        | 4 921         | 6 691          | 5 008          | 5 258          | 1 694          | 916           | 124              |
| 15 to 19 percent -----  | 14 446         | 134            | 886          | 2 946         | 3 732          | 2 838          | 2 644          | 769            | 497           | 122              |
| 20 to 24 percent -----  | 9 137          | 47             | 725          | 1 756         | 2 379          | 1 855          | 1 603          | 442            | 330           | 121              |
| 25 to 29 percent -----  | 5 897          | 28             | 494          | 1 442         | 1 629          | 952            | 882            | 297            | 173           | 115              |
| 30 to 34 percent -----  | 4 493          | 5              | 265          | 1 084         | 1 122          | 809            | 744            | 330            | 134           | 120              |
| 35 percent or more -----  | 11 153         | 17             | 295          | 1 731         | 3 006          | 2 136          | 2 441          | 885            | 642           | 131              |
| Not computed -----  | 1 067          | 41             | 97           | 176           | 223            | 184            | 237            | 37             | 72            | 125              |
| Median -----  | 11.5           | 10--           | 11.5         | 12.5          | 11.9           | 10.9           | 10.7           | 11.5           | 10.9          | ...              |
| <b>SELECTED CHARACTERISTICS</b>   |                |                |              |               |                |                |                |                |               |                  |
| <b>Heating equipment</b> -----  | <b>128 439</b> | <b>1 143</b>   | <b>7 577</b> | <b>23 078</b> | <b>32 194</b>  | <b>25 611</b>  | <b>25 830</b>  | <b>7 886</b>   | <b>5 120</b>  | <b>125</b>       |
| Steam or hot water system -----   | 16 342         | 33             | 222          | 1 198         | 2 569          | 3 233          | 4 728          | 2 248          | 2 111         | 160              |
| Central warm-air furnace or electric heat pump -----                          | 84 017         | 248            | 3 023        | 13 623        | 23 236         | 18 657         | 17 960         | 4 637          | 2 633         | 128              |
| Other built-in electric units -----   | 3 355          | 3              | 140          | 469           | 692            | 581            | 901            | 336            | 233           | 141              |
| Floor, wall, or pipeless furnace -----  | 7 878          | 101            | 1 339        | 2 980         | 1 833          | 907            | 451            | 217            | 50            | 96               |
| Other means -----   | 16 847         | 758            | 2 853        | 4 808         | 3 864          | 2 233          | 1 790          | 448            | 93            | 100              |
| <b>Air conditioning</b> -----   | <b>33 020</b>  | <b>198</b>     | <b>1 581</b> | <b>5 537</b>  | <b>8 214</b>   | <b>6 548</b>   | <b>6 977</b>   | <b>2 077</b>   | <b>1 888</b>  | <b>129</b>       |
| Central system -----  | 13 947         | 51             | 326          | 1 370         | 2 883          | 2 867          | 3 703          | 1 371          | 1 376         | 145              |
| 1 or more individual room units -----   | 19 073         | 147            | 1 255        | 4 167         | 5 331          | 3 681          | 3 274          | 706            | 512           | 119              |
| <b>House heating fuel</b> -----   | <b>128 439</b> | <b>1 143</b>   | <b>7 577</b> | <b>23 078</b> | <b>32 194</b>  | <b>25 611</b>  | <b>25 830</b>  | <b>7 886</b>   | <b>5 120</b>  | <b>125</b>       |
| Utility gas -----   | 110 830        | 624            | 6 104        | 20 042        | 28 538         | 22 706         | 22 021         | 6 475          | 4 320         | 125              |
| Bottled, tank, or LP gas -----  | 6 894          | 92             | 424          | 1 190         | 1 342          | 1 157          | 1 686          | 665            | 338           | 134              |
| Electricity -----   | 5 154          | 17             | 224          | 648           | 1 003          | 921            | 1 430          | 500            | 411           | 144              |
| Fuel oil, kerosene, etc. -----  | 836            | 18             | 25           | 138           | 148            | 181            | 182            | 102            | 42            | 137              |
| Other -----   | 4 725          | 392            | 800          | 1 060         | 1 163          | 646            | 511            | 144            | 9             | 102              |

Table A-7. Year Structure Built for Owner- and Renter-Occupied Housing Units: 1980

[Data are estimates based on a sample, see Introduction. For meaning of symbols, see Introduction. For definitions of terms, see appendixes A and B.]

| The State                                      | Owner-occupied housing units |                    |              |              |              |                 | Renter-occupied housing units |                    |              |              |              |                 |
|--|------------------------------|--------------------|--------------|--------------|--------------|-----------------|-------------------------------|--------------------|--------------|--------------|--------------|-----------------|
|  | Total                        | 1975 to March 1980 | 1970 to 1974 | 1960 to 1969 | 1940 to 1959 | 1939 or earlier | Total                         | 1975 to March 1980 | 1970 to 1974 | 1960 to 1969 | 1940 to 1959 | 1939 or earlier |
| Occupied housing units                         | 684 417                      | 147 051            | 122 667      | 135 064      | 162 618      | 117 017         | 376 832                       | 49 666             | 81 822       | 83 676       | 88 671       | 72 997          |
| <b>HOUSEHOLD TYPE AND AGE OF HOUSEHOLDER</b>   |                              |                    |              |              |              |                 |                               |                    |              |              |              |                 |
| Married-couple families                        | 499 189                      | 117 651            | 91 846       | 103 161      | 114 795      | 71 736          | 131 379                       | 18 081             | 27 807       | 29 281       | 32 281       | 23 929          |
| 15 to 24 years                                 | 14 744                       | 5 456              | 3 072        | 1 946        | 2 953        | 1 317           | 27 015                        | 3 867              | 7 217        | 6 557        | 6 216        | 3 158           |
| 25 to 34 years                                 | 120 030                      | 48 333             | 23 758       | 15 633       | 19 553       | 12 753          | 53 567                        | 7 602              | 10 957       | 11 670       | 14 012       | 9 326           |
| 35 to 44 years                                 | 117 289                      | 33 255             | 28 324       | 25 673       | 18 356       | 11 681          | 20 553                        | 3 136              | 4 040        | 4 207        | 5 096        | 4 074           |
| 45 to 64 years                                 | 183 136                      | 26 171             | 30 202       | 48 592       | 52 211       | 25 960          | 19 622                        | 2 361              | 3 609        | 4 224        | 4 692        | 4 736           |
| 65 years and over                              | 63 990                       | 4 436              | 6 490        | 11 317       | 21 722       | 20 025          | 10 622                        | 1 115              | 1 984        | 2 623        | 2 265        | 2 635           |
| Male householder, no wife present              | 66 978                       | 14 643             | 11 703       | 10 707       | 14 995       | 14 930          | 109 186                       | 14 103             | 23 974       | 23 515       | 24 489       | 23 105          |
| 15 to 24 years                                 | 6 394                        | 1 861              | 1 417        | 1 101        | 1 175        | 840             | 33 435                        | 4 692              | 8 269        | 7 920        | 7 352        | 5 202           |
| 25 to 34 years                                 | 23 251                       | 6 988              | 4 471        | 3 129        | 4 363        | 4 300           | 42 635                        | 6 036              | 9 283        | 8 800        | 9 957        | 8 559           |
| 35 to 44 years                                 | 12 103                       | 3 229              | 2 412        | 2 042        | 2 393        | 2 027           | 12 250                        | 1 444              | 3 032        | 2 898        | 2 671        | 2 205           |
| 45 to 64 years                                 | 15 403                       | 2 110              | 2 571        | 3 143        | 4 200        | 3 379           | 14 043                        | 1 253              | 2 522        | 2 791        | 3 108        | 4 369           |
| 65 years and over                              | 9 827                        | 455                | 832          | 1 292        | 2 864        | 4 384           | 6 823                         | 678                | 868          | 1 106        | 1 401        | 2 770           |
| Female householder, no husband present         | 118 250                      | 14 757             | 19 118       | 21 196       | 32 828       | 30 351          | 136 267                       | 17 482             | 30 041       | 30 880       | 31 901       | 25 963          |
| 15 to 24 years                                 | 3 405                        | 776                | 1 015        | 617          | 628          | 369             | 31 832                        | 4 558              | 8 162        | 7 214        | 6 882        | 5 016           |
| 25 to 34 years                                 | 18 613                       | 5 074              | 4 725        | 2 518        | 3 480        | 2 816           | 40 999                        | 5 354              | 9 126        | 8 792        | 9 840        | 7 887           |
| 35 to 44 years                                 | 18 691                       | 3 517              | 4 547        | 4 217        | 4 142        | 2 268           | 14 668                        | 1 557              | 3 639        | 3 347        | 3 588        | 2 537           |
| 45 to 64 years                                 | 36 730                       | 3 714              | 5 584        | 8 006        | 12 122       | 7 304           | 20 130                        | 1 964              | 3 752        | 4 615        | 5 375        | 4 424           |
| 65 years and over                              | 40 811                       | 1 676              | 3 247        | 5 838        | 12 456       | 17 594          | 28 638                        | 4 049              | 5 362        | 6 912        | 6 216        | 6 099           |
| Median age                                     | 45.6                         | 36.0               | 41.0         | 48.0         | 53.0         | 57.1            | 31.1                          | 30.0               | 29.7         | 30.9         | 31.0         | 33.7            |
| <b>YEAR HOUSEHOLDER MOVED INTO UNIT</b>        |                              |                    |              |              |              |                 |                               |                    |              |              |              |                 |
| 1979 to March 1980                             | 127 991                      | 63 515             | 21 675       | 15 830       | 15 615       | 11 356          | 222 747                       | 38 720             | 51 813       | 49 413       | 47 844       | 34 957          |
| 1975 to 1978                                   | 222 547                      | 83 536             | 46 970       | 34 857       | 33 935       | 23 249          | 106 722                       | 10 946             | 23 633       | 24 354       | 26 421       | 21 368          |
| 1970 to 1974                                   | 118 825                      | -                  | 54 022       | 26 176       | 23 146       | 15 481          | 26 152                        | -                  | 6 376        | 5 826        | 6 863        | 7 087           |
| 1960 to 1969                                   | 117 873                      | -                  | -            | 58 201       | 37 576       | 22 096          | 14 061                        | -                  | -            | 4 083        | 4 883        | 5 095           |
| 1959 or earlier                                | 97 181                       | -                  | -            | -            | 52 346       | 44 835          | 7 150                         | -                  | -            | -            | 2 660        | 4 490           |
| <b>ROOMS</b>                                   |                              |                    |              |              |              |                 |                               |                    |              |              |              |                 |
| 1 room   | 1 298                        | 307                | 276          | 285          | 267          | 163             | 13 586                        | 981                | 2 283        | 3 021        | 3 062        | 4 239           |
| 2 rooms  | 4 094                        | 842                | 911          | 793          | 990          | 558             | 34 071                        | 4 445              | 7 226        | 8 415        | 6 885        | 7 100           |
| 3 rooms  | 18 342                       | 2 743              | 3 981        | 3 807        | 3 848        | 3 963           | 85 273                        | 11 185             | 21 019       | 20 306       | 17 585       | 15 178          |
| 4 rooms  | 85 508                       | 13 873             | 16 246       | 13 071       | 22 833       | 19 485          | 114 217                       | 15 546             | 26 863       | 26 438       | 27 723       | 17 647          |
| 5 rooms  | 138 105                      | 24 976             | 21 752       | 19 846       | 40 054       | 31 477          | 65 076                        | 8 618              | 13 284       | 12 635       | 16 677       | 13 862          |
| 6 rooms  | 127 910                      | 28 424             | 19 072       | 21 518       | 33 879       | 25 017          | 31 291                        | 4 330              | 5 640        | 5 296        | 8 373        | 7 652           |
| 7 or more rooms                                | 309 160                      | 75 886             | 60 429       | 75 744       | 60 747       | 36 354          | 33 318                        | 4 561              | 5 507        | 7 565        | 8 366        | 7 319           |
| Median   | 6.2                          | 6.6                | 6.5          | 6.8          | 5.9          | 5.6             | 4.0                           | 4.0                | 3.9          | 3.9          | 4.1          | 4.1             |
| <b>PLUMBING FACILITIES BY PERSONS PER ROOM</b> |                              |                    |              |              |              |                 |                               |                    |              |              |              |                 |
| Complete plumbing for exclusive use            | 681 053                      | 146 693            | 122 383      | 134 656      | 161 894      | 115 427         | 367 931                       | 48 895             | 80 713       | 82 494       | 87 059       | 68 770          |
| 0.50 or less                                   | 489 399                      | 100 892            | 83 057       | 98 234       | 119 317      | 87 899          | 228 756                       | 31 435             | 50 547       | 50 413       | 52 336       | 44 025          |
| 0.51 to 1.00                                   | 180 450                      | 43 962             | 37 095       | 34 697       | 39 405       | 25 291          | 123 725                       | 15 832             | 27 191       | 28 827       | 30 205       | 21 670          |
| 1.01 to 1.50                                   | 9 276                        | 1 481              | 1 851        | 1 449        | 2 546        | 1 949           | 10 793                        | 1 155              | 2 222        | 2 179        | 3 184        | 2 053           |
| 1.51 or more                                   | 1 928                        | 358                | 380          | 276          | 626          | 288             | 4 657                         | 473                | 753          | 1 075        | 1 334        | 1 022           |
| Lacking complete plumbing for exclusive use    | 3 364                        | 358                | 284          | 408          | 724          | 1 590           | 8 901                         | 771                | 1 109        | 1 182        | 1 612        | 4 227           |
| 0.50 or less                                   | 2 022                        | 199                | 180          | 202          | 346          | 1 095           | 4 375                         | 464                | 603          | 619          | 766          | 1 923           |
| 0.51 to 1.00                                   | 1 025                        | 81                 | 81           | 154          | 310          | 399             | 3 825                         | 244                | 395          | 487          | 662          | 2 037           |
| 1.01 to 1.50                                   | 168                          | 37                 | 4            | 14           | 38           | 75              | 295                           | 22                 | 51           | 48           | 104          | 70              |
| 1.51 or more                                   | 149                          | 41                 | 19           | 38           | 30           | 21              | 406                           | 41                 | 60           | 28           | 80           | 197             |
| <b>PERSONS IN UNIT</b>                         |                              |                    |              |              |              |                 |                               |                    |              |              |              |                 |
| 1 person                                       | 106 921                      | 16 148             | 16 677       | 17 321       | 27 638       | 29 137          | 143 035                       | 17 551             | 31 474       | 32 159       | 31 111       | 30 740          |
| 2 persons                                      | 230 331                      | 42 748             | 35 322       | 43 650       | 64 064       | 44 547          | 113 243                       | 16 554             | 26 019       | 24 777       | 25 483       | 20 410          |
| 3 persons                                      | 126 562                      | 29 950             | 23 084       | 26 413       | 28 989       | 18 126          | 55 986                        | 7 281              | 12 101       | 12 909       | 14 230       | 9 465           |
| 4 persons                                      | 129 578                      | 37 195             | 27 344       | 27 345       | 24 075       | 13 619          | 36 332                        | 4 926              | 7 070        | 8 000        | 9 753        | 6 583           |
| 5 persons                                      | 59 034                       | 14 697             | 13 646       | 13 072       | 11 055       | 6 564           | 16 852                        | 2 150              | 3 210        | 3 582        | 4 802        | 3 108           |
| 6 or more persons                              | 31 991                       | 6 313              | 6 594        | 7 263        | 6 797        | 5 024           | 11 384                        | 1 204              | 1 948        | 2 249        | 3 292        | 2 691           |
| Median   | 2.54                         | 2.99               | 2.90         | 2.75         | 2.34         | 2.16            | 1.90                          | 1.94               | 1.86         | 1.89         | 2.02         | 1.78            |
| Total persons                                  | 1 987 424                    | 460 474            | 382 047      | 409 207      | 441 734      | 293 962         | 828 342                       | 108 166            | 172 436      | 182 299      | 207 906      | 157 535         |
| <b>UNITS IN STRUCTURE</b>                      |                              |                    |              |              |              |                 |                               |                    |              |              |              |                 |
| 1, detached or attached                        | 591 623                      | 121 313            | 90 243       | 116 151      | 154 268      | 109 648         | 125 450                       | 11 470             | 12 614       | 20 644       | 43 227       | 37 495          |
| 2  | 9 150                        | 1 047              | 988          | 1 190        | 2 852        | 3 073           | 26 385                        | 2 723              | 2 813        | 4 855        | 8 596        | 7 398           |
| 3 and 4  | 7 958                        | 2 096              | 2 657        | 791          | 860          | 1 554           | 31 546                        | 4 678              | 6 201        | 6 217        | 7 504        | 6 946           |
| 5 to 9   | 6 147                        | 1 915              | 1 468        | 989          | 654          | 1 121           | 32 320                        | 4 479              | 6 928        | 6 348        | 7 501        | 7 064           |
| 10 to 49                                       | 14 519                       | 3 825              | 4 775        | 3 328        | 1 375        | 1 216           | 104 720                       | 15 800             | 32 060       | 28 171       | 17 056       | 11 633          |
| 50 or more                                     | 5 168                        | 1 733              | 1 565        | 1 406        | 357          | 107             | 44 593                        | 8 398              | 17 075       | 13 676       | 3 347        | 2 097           |
| Mobile home or trailer, etc.                   | 49 852                       | 15 122             | 20 971       | 11 209       | 2 252        | 298             | 11 818                        | 2 118              | 4 131        | 3 765        | 1 440        | 364             |
| <b>SELECTED CHARACTERISTICS</b>                |                              |                    |              |              |              |                 |                               |                    |              |              |              |                 |
| Heating equipment                              | 684 265                      | 146 974            | 122 659      | 135 044      | 162 581      | 117 007         | 376 520                       | 49 654             | 81 770       | 83 605       | 88 578       | 72 913          |
| Steam or hot water system                      | 75 299                       | 12 238             | 11 346       | 21 720       | 14 387       | 15 608          | 105 310                       | 13 818             | 27 527       | 27 487       | 17 476       | 19 002          |
| Central warm-air furnace or electric heat pump | 512 829                      | 109 833            | 102 175      | 104 685      | 127 597      | 68 539          | 199 457                       | 26 827             | 45 390       | 45 334       | 51 027       | 30 879          |
| Other built-in electric units                  | 27 419                       | 17 665             | 3 462        | 1 966        | 1 973        | 2 353           | 23 182                        | 6 977              | 5 810        | 5 387        | 2 931        | 2 077           |
| Floor, wall, or pipeless furnace               | 18 654                       | 821                | 982          | 1 584        | 6 543        | 8 724           | 14 559                        | 531                | 1 070        | 1 894        | 5 790        | 5 274           |
| Other means                                    | 50 064                       | 6 417              | 4 694        | 5 089        | 12 081       | 21 783          | 34 012                        | 1 501              | 1 973        | 3 503        | 11 354       | 15 681          |
| Air conditioning                               | 191 829                      | 43 133             | 43 061       | 40 774       | 42 008       | 22 853          | 140 872                       | 25 521             | 51 320       | 38 595       | 17 123       | 8 313           |
| Central system                                 | 103 076                      | 32 388             | 27 850       | 22 318       | 15 108       | 5 412           | 60 317                        | 13 360             | 24 579       | 15 193       | 5 429        | 1 756           |
| 1 or more individual room units                | 88 753                       | 10 745             | 15 211       | 18 456       | 26 900       | 17 441          | 80 555                        | 12 161             | 26 741       | 23 402       | 11 694       | 6 557           |
| House heating fuel                             | 684 265                      | 146 974            | 122 659      | 135 044      | 162 581      | 117 007         | 376 520                       | 49 654             | 81 770       | 83 605       | 88 578       | 72 913          |
| Utility gas                                    | 572 675                      | 107 459            | 103 942      | 120 878      | 147 174      | 93 222          | 294 545                       | 33 467             | 62 453       | 66 168       | 74 359       | 58 098          |
| Bottled, tank, or LP gas                       | 39 147                       | 6 624              | 8 361        | 6 570        | 6 379        | 11 213          | 17 149                        | 1 637              | 2 278        | 2 802        | 4 096        | 6 336           |
| Electricity                                    | 47 729                       | 27 966             | 7 587        | 4 504        | 4 205        | 3 467           | 52 994                        | 13 528             | 15 356       | 12 897       | 7 541        | 3 672           |
| Fuel oil, kerosene, etc.                       | 2 905                        | 161                | 258          | 425          | 714          | 1 347           | 3 133                         | 226                | 526          | 607          | 810          | 964             |
| Other  | 21 809                       | 4 764              | 2 511        | 2 667        | 4 109        | 7 758           | 8 699                         | 796                | 1 157        | 1 131        | 1 772        | 3 843           |
| Income in 1979 below poverty level             | 41 019                       | 5 000              | 5 766        | 6 179        | 11 017       | 13 057          | 72 719                        | 7 992              | 13 434       | 14 606       | 18 756       | 17 931          |
| Percent below poverty level                    | 6.0                          | 3.4                | 4.7          | 4.6          | 6.8          | 11.2            | 19.3                          | 16.1               | 16.4         | 17.5         | 21.2         | 24.6            |
| <b>HOUSEHOLD INCOME IN 1979</b>                |                              |                    |              |              |              |                 |                               |                    |              |              |              |                 |
| Less than \$5,000                              | 45 062                       | 4 231              | 5 382        | 6 668        | 12 492       | 16 289          | 70 715                        | 8 118              | 12 705       | 14 096       | 17 545       | 18 251          |
| \$5,000 to \$9,999                             | 70 295                       | 7 366              | 9 674        | 11 160       | 19 399       | 22 6            |                               |                    |              |              |              |                 |

Table A—8. Units in Structure for Owner- and Renter-Occupied Housing Units: 1980

[Data are estimates based on a sample, see Introduction. For meaning of symbols, see Introduction. For definitions of terms, see appendixes A and B.]

| The State                                      | Owner-occupied housing units |                              |                 |                              | Renter-occupied housing units |                              |          |               |              |                |                  |                              |
|--|------------------------------|------------------------------|-----------------|------------------------------|-------------------------------|------------------------------|----------|---------------|--------------|----------------|------------------|------------------------------|
|  | Total                        | 1 unit, detached or attached | 2 or more units | Mobile home or trailer, etc. | Total                         | 1 unit, detached or attached | 2 units  | 3 and 4 units | 5 to 9 units | 10 to 49 units | 50 or more units | Mobile home or trailer, etc. |
| Occupied housing units                         | 684 417                      | 591 623                      | 42 942          | 49 852                       | 376 832                       | 125 450                      | 26 385   | 31 546        | 32 320       | 104 720        | 44 593           | 11 818                       |
| Condominium housing units                      | 31 441                       | 9 495                        | 21 946          | -                            | 12 284                        | 2 184                        | 238      | 1 776         | 1 499        | 4 584          | 2 003            | -                            |
| <b>HOUSEHOLD TYPE AND AGE OF HOUSEHOLDER</b>   |                              |                              |                 |                              |                               |                              |          |               |              |                |                  |                              |
| Married-couple families                        | 499 189                      | 449 659                      | 18 968          | 30 562                       | 131 379                       | 63 469                       | 9 378    | 10 369        | 8 789        | 24 950         | 9 176            | 5 248                        |
| 15 to 24 years                                 | 14 744                       | 10 233                       | 707             | 3 804                        | 27 015                        | 8 749                        | 1 868    | 2 776         | 2 100        | 7 303          | 2 506            | 1 713                        |
| 25 to 34 years                                 | 120 030                      | 107 986                      | 3 699           | 8 345                        | 53 567                        | 26 755                       | 4 410    | 4 771         | 3 761        | 9 299          | 2 642            | 1 929                        |
| 35 to 44 years                                 | 117 289                      | 109 748                      | 2 758           | 4 783                        | 20 553                        | 12 760                       | 1 349    | 1 099         | 1 262        | 2 661          | 652              | 770                          |
| 45 to 64 years                                 | 183 136                      | 166 889                      | 7 214           | 9 033                        | 19 622                        | 11 233                       | 1 083    | 1 049         | 1 038        | 3 286          | 1 438            | 495                          |
| 65 years and over                              | 63 990                       | 54 803                       | 4 590           | 4 597                        | 10 622                        | 3 972                        | 668      | 674           | 628          | 2 401          | 1 938            | 341                          |
| Male householder, no wife present              | 66 978                       | 49 407                       | 9 347           | 8 224                        | 109 186                       | 28 211                       | 6 888    | 8 680         | 10 348       | 30 236         | 13 624           | 3 199                        |
| 15 to 24 years                                 | 6 394                        | 3 608                        | 1 120           | 1 666                        | 33 435                        | 8 211                        | 2 186    | 2 587         | 3 123        | 12 107         | 3 889            | 1 332                        |
| 25 to 34 years                                 | 23 251                       | 17 061                       | 3 906           | 2 284                        | 42 635                        | 12 214                       | 2 946    | 3 730         | 4 102        | 14 239         | 4 356            | 1 048                        |
| 35 to 44 years                                 | 12 103                       | 9 195                        | 1 624           | 1 284                        | 12 250                        | 3 019                        | 738      | 897           | 1 013        | 4 503          | 1 745            | 335                          |
| 45 to 64 years                                 | 15 403                       | 11 570                       | 1 900           | 1 933                        | 14 043                        | 3 190                        | 698      | 955           | 1 415        | 5 270          | 2 170            | 345                          |
| 65 years and over                              | 9 827                        | 7 973                        | 797             | 1 057                        | 6 823                         | 1 577                        | 320      | 511           | 695          | 2 117          | 1 464            | 139                          |
| Female householder, no husband present         | 118 250                      | 92 557                       | 14 627          | 11 066                       | 136 267                       | 33 770                       | 10 119   | 12 497        | 13 183       | 41 534         | 21 793           | 3 371                        |
| 15 to 24 years                                 | 3 405                        | 1 720                        | 815             | 870                          | 31 832                        | 6 489                        | 2 485    | 2 937         | 3 431        | 11 346         | 4 079            | 1 065                        |
| 25 to 34 years                                 | 18 613                       | 13 102                       | 3 298           | 2 213                        | 40 999                        | 11 701                       | 3 247    | 4 597         | 4 236        | 12 492         | 3 952            | 774                          |
| 35 to 44 years                                 | 18 691                       | 15 331                       | 1 893           | 1 467                        | 14 668                        | 5 176                        | 1 117    | 1 299         | 1 330        | 3 821          | 1 506            | 419                          |
| 45 to 64 years                                 | 36 730                       | 29 653                       | 3 717           | 3 360                        | 20 130                        | 5 335                        | 1 609    | 1 797         | 1 899        | 6 111          | 2 868            | 511                          |
| 65 years and over                              | 40 811                       | 32 751                       | 4 904           | 3 156                        | 28 638                        | 5 069                        | 1 661    | 1 867         | 2 287        | 7 764          | 9 388            | 602                          |
| Median age                                     | 45.6                         | 45.7                         | 48.0            | 42.5                         | 31.1                          | 32.3                         | 30.1     | 29.5          | 29.9         | 29.6           | 36.8             | 28.7                         |
| <b>YEAR HOUSEHOLDER MOVED INTO UNIT</b>        |                              |                              |                 |                              |                               |                              |          |               |              |                |                  |                              |
| 1979 to March 1980                             | 127 991                      | 99 137                       | 12 970          | 15 884                       | 222 747                       | 68 278                       | 15 201   | 19 408        | 19 793       | 66 947         | 25 100           | 8 020                        |
| 1975 to 1978                                   | 222 547                      | 188 091                      | 14 741          | 19 715                       | 106 722                       | 36 940                       | 7 779    | 8 799         | 8 955        | 28 437         | 13 167           | 2 645                        |
| 1970 to 1974                                   | 118 825                      | 102 248                      | 6 107           | 10 470                       | 26 152                        | 9 578                        | 1 882    | 1 906         | 1 971        | 5 660          | 4 384            | 771                          |
| 1960 to 1969                                   | 117 873                      | 109 603                      | 4 768           | 3 502                        | 14 061                        | 6 178                        | 1 001    | 964           | 1 083        | 2 815          | 1 717            | 303                          |
| 1959 or earlier                                | 97 181                       | 92 544                       | 4 356           | 281                          | 7 150                         | 4 476                        | 522      | 469           | 518          | 861            | 225              | 79                           |
| <b>ROOMS</b>                                   |                              |                              |                 |                              |                               |                              |          |               |              |                |                  |                              |
| 1 room   | 1 298                        | 477                          | 345             | 476                          | 13 586                        | 968                          | 359      | 740           | 1 071        | 6 313          | 3 918            | 217                          |
| 2 rooms  | 4 094                        | 1 663                        | 1 239           | 1 192                        | 34 071                        | 3 233                        | 1 303    | 2 285         | 3 841        | 15 233         | 7 545            | 631                          |
| 3 rooms  | 18 342                       | 8 866                        | 4 887           | 4 589                        | 85 273                        | 10 882                       | 4 390    | 6 332         | 8 651        | 36 150         | 16 803           | 2 065                        |
| 4 rooms  | 85 508                       | 53 788                       | 12 051          | 19 669                       | 114 217                       | 29 038                       | 10 488   | 14 132        | 11 561       | 32 462         | 11 313           | 5 223                        |
| 5 rooms  | 138 105                      | 110 872                      | 10 690          | 16 543                       | 65 076                        | 31 480                       | 5 640    | 5 340         | 4 590        | 11 183         | 3 963            | 2 880                        |
| 6 rooms  | 127 910                      | 116 746                      | 6 292           | 4 872                        | 31 291                        | 21 410                       | 2 552    | 1 718         | 1 889        | 2 371          | 812              | 539                          |
| 7 or more rooms                                | 309 160                      | 299 211                      | 7 438           | 2 511                        | 33 318                        | 28 439                       | 1 653    | 999           | 717          | 1 008          | 239              | 263                          |
| Median   | 6.2                          | 6.5                          | 4.8             | 4.4                          | 4.0                           | 5.1                          | 4.2      | 4.0           | 3.7          | 3.4            | 3.1              | 4.1                          |
| <b>PLUMBING FACILITIES BY PERSONS PER ROOM</b> |                              |                              |                 |                              |                               |                              |          |               |              |                |                  |                              |
| Complete plumbing for exclusive use            | 681 053                      | 589 408                      | 42 174          | 49 471                       | 367 931                       | 123 965                      | 25 850   | 30 654        | 30 974       | 101 488        | 43 306           | 11 694                       |
| 0.50 or less                                   | 489 399                      | 426 103                      | 33 498          | 29 798                       | 228 756                       | 71 916                       | 15 866   | 18 859        | 19 654       | 66 363         | 29 843           | 6 255                        |
| 0.51 to 1.00                                   | 180 450                      | 154 970                      | 7 993           | 17 487                       | 123 725                       | 46 360                       | 8 996    | 10 422        | 9 887        | 31 278         | 12 237           | 4 545                        |
| 1.01 to 1.50                                   | 9 276                        | 7 036                        | 508             | 1 732                        | 10 793                        | 4 451                        | 682      | 1 025         | 1 005        | 2 281          | 687              | 662                          |
| 1.51 or more                                   | 1 928                        | 1 299                        | 175             | 454                          | 4 657                         | 1 238                        | 306      | 348           | 428          | 1 566          | 539              | 232                          |
| Lacking complete plumbing for exclusive use    | 3 364                        | 2 215                        | 768             | 381                          | 8 901                         | 1 485                        | 535      | 892           | 1 346        | 3 232          | 1 287            | 124                          |
| 0.50 or less                                   | 2 022                        | 1 388                        | 501             | 133                          | 4 375                         | 718                          | 283      | 450           | 817          | 1 465          | 581              | 61                           |
| 0.51 to 1.00                                   | 1 025                        | 626                          | 228             | 171                          | 3 825                         | 545                          | 206      | 351           | 438          | 1 592          | 655              | 38                           |
| 1.01 to 1.50                                   | 168                          | 129                          | 20              | 19                           | 295                           | 102                          | 19       | 32            | 52           | 76             | 7                | 7                            |
| 1.51 or more                                   | 149                          | 72                           | 19              | 58                           | 406                           | 120                          | 27       | 59            | 39           | 99             | 44               | 18                           |
| <b>BEDROOMS</b>                                |                              |                              |                 |                              |                               |                              |          |               |              |                |                  |                              |
| None   | 1 640                        | 671                          | 455             | 514                          | 18 371                        | 1 453                        | 516      | 1 016         | 1 613        | 8 496          | 5 034            | 243                          |
| 1  | 26 604                       | 14 985                       | 7 564           | 4 055                        | 126 225                       | 16 998                       | 6 524    | 9 355         | 13 552       | 53 061         | 25 063           | 1 672                        |
| 2  | 176 940                      | 129 663                      | 20 689          | 26 588                       | 149 165                       | 46 835                       | 14 039   | 17 317        | 13 245       | 37 859         | 12 992           | 6 878                        |
| 3  | 284 442                      | 256 838                      | 9 798           | 17 806                       | 61 015                        | 41 438                       | 4 380    | 3 165         | 3 274        | 4 507          | 1 329            | 2 922                        |
| 4  | 153 432                      | 149 474                      | 3 158           | 800                          | 17 441                        | 14 594                       | 776      | 621           | 527          | 662            | 163              | 98                           |
| 5 or more                                      | 41 359                       | 39 992                       | 1 278           | 89                           | 4 615                         | 4 132                        | 150      | 72            | 109          | 135            | 12               | 5                            |
| <b>HOUSEHOLD INCOME IN 1979</b>                |                              |                              |                 |                              |                               |                              |          |               |              |                |                  |                              |
| Less than \$5,000                              | 45 062                       | 35 787                       | 3 231           | 6 044                        | 70 715                        | 18 034                       | 4 514    | 5 914         | 7 364        | 21 234         | 11 167           | 2 488                        |
| \$5,000 to \$9,999                             | 70 295                       | 55 357                       | 5 509           | 9 429                        | 86 862                        | 24 255                       | 6 078    | 7 781         | 8 069        | 26 828         | 10 630           | 3 221                        |
| \$10,000 to \$12,999                           | 41 925                       | 32 805                       | 3 546           | 5 574                        | 46 783                        | 14 145                       | 3 342    | 4 281         | 4 476        | 13 720         | 5 164            | 1 655                        |
| \$13,000 to \$14,999                           | 39 807                       | 31 947                       | 3 367           | 4 493                        | 35 115                        | 11 149                       | 2 637    | 3 095         | 3 073        | 10 170         | 3 887            | 1 104                        |
| \$15,000 to \$19,999                           | 95 318                       | 78 837                       | 7 260           | 9 221                        | 56 928                        | 20 746                       | 4 263    | 4 877         | 4 265        | 15 353         | 5 875            | 1 549                        |
| \$20,000 to \$24,999                           | 102 552                      | 89 956                       | 5 494           | 7 102                        | 35 200                        | 14 827                       | 2 644    | 2 658         | 2 396        | 8 403          | 3 354            | 918                          |
| \$25,000 to \$34,999                           | 148 657                      | 135 513                      | 7 384           | 5 760                        | 30 155                        | 14 469                       | 2 026    | 2 005         | 1 873        | 6 320          | 2 827            | 635                          |
| \$35,000 to \$49,999                           | 91 470                       | 85 522                       | 4 363           | 1 585                        | 10 679                        | 5 556                        | 646      | 654           | 574          | 1 947          | 1 125            | 177                          |
| \$50,000 or more                               | 49 331                       | 45 899                       | 2 788           | 644                          | 4 395                         | 2 269                        | 235      | 281           | 230          | 745            | 564              | 71                           |
| Median   | \$22 218                     | \$23 248                     | \$18 859        | \$14 658                     | \$11 648                      | \$13 911                     | \$11 945 | \$11 214      | \$10 406     | \$10 783       | \$10 242         | \$10 302                     |
| Mean   | \$25 584                     | \$26 521                     | \$23 640        | \$16 139                     | \$13 880                      | \$16 122                     | \$13 772 | \$13 046      | \$12 082     | \$12 657       | \$12 713         | \$12 708                     |
| <b>SELECTED CHARACTERISTICS</b>                |                              |                              |                 |                              |                               |                              |          |               |              |                |                  |                              |
| Heating equipment                              | 684 265                      | 591 497                      | 42 930          | 49 838                       | 376 520                       | 125 380                      | 26 363   | 31 525        | 32 308       | 104 575        | 44 571           | 11 798                       |
| Steam or hot water system                      | 75 299                       | 63 632                       | 11 353          | 314                          | 105 310                       | 9 115                        | 3 151    | 8 231         | 11 192       | 52 382         | 20 980           | 259                          |
| Central warm-air furnace or electric heat pump | 512 829                      | 444 943                      | 25 157          | 42 729                       | 199 457                       | 82 403                       | 18 230   | 17 334        | 15 104       | 38 697         | 18 130           | 9 559                        |
| Other built-in electric units                  | 27 419                       | 23 890                       | 2 951           | 578                          | 23 182                        | 4 801                        | 1 368    | 2 120         | 2 204        | 8 339          | 4 160            | 190                          |
| Floor, wall, or pipeless furnace               | 18 654                       | 16 433                       | 832             | 1 389                        | 14 559                        | 8 007                        | 1 122    | 1 236         | 1 094        | 1 895          | 747              | 458                          |
| Other means                                    | 50 064                       | 42 599                       | 2 637           | 4 828                        | 34 012                        | 21 054                       | 2 492    | 2 604         | 2 714        | 3 262          | 554              | 1 332                        |
| Air conditioning                               | 191 829                      | 144 535                      | 22 944          | 24 350                       | 140 872                       | 19 092                       | 3 303    | 7 449         | 10 609       | 64 366         | 31 308           | 4 745                        |
| Central system                                 | 103 076                      | 75 977                       | 13 761          | 13 338                       | 60 317                        | 7 846                        | 1 339    | 3 522         | 4 879        | 24 447         | 16 002           | 2 282                        |
| Vehicles available                             | 664 124                      | 575 301                      | 40 687          | 48 136                       | 320 176                       | 114 580                      | 23 139   | 27 134        | 26 736       | 85 023         | 32 996           | 10 568                       |
| 1  | 158 378                      | 122 583                      | 18 474          | 17 321                       | 179 248                       | 66 200                       | 12 528   | 16 550        | 17 607       | 57 687         | 23 379           | 5 297                        |
| 2 or more                                      | 505 746                      | 452 718                      | 22 213          | 30 815                       | 140 928                       | 68 380                       | 10 611   | 10 584        | 9 129        | 27 336         | 9 617            | 5 271                        |
| House heating fuel                             | 684 265                      | 591 497                      | 42 930          | 49 838                       | 376 520                       | 125 380                      | 26 363   | 31 525        | 32 308       | 104 575        | 44 571           | 11 798                       |
| Utility gas                                    | 572 675                      | 501 348                      | 34 111          | 37 216                       | 294 545                       | 97 581                       | 22 439   | 25 913        | 26 162       | 81 515         | 32 607           | 8 328                        |
| Bottled, tank, or LP gas                       | 39 147                       | 28 146                       | 1 904           | 9 097                        | 17 149                        | 10 546                       | 622      | 668           | 772          | 1 353          | 612              | 2 576                        |
| Electricity                                    | 47 729                       | 40 729                       |                 |                              |                               |                              |          |               |              |                |                  |                              |



Table A-9. Owner- and Renter-Occupied Housing Units by Size of Household: 1980

[Data are estimates based on a sample, see Introduction. For meaning of symbols, see Introduction. For definitions of terms, see appendixes A and B]

| The State   | Total          | 1 person       | 2 persons      | 3 persons      | 4 persons      | 5 persons     | 6 persons     | 7 persons    | 8 or more persons | Median      | Total persons    |
|---|----------------|----------------|----------------|----------------|----------------|---------------|---------------|--------------|-------------------|-------------|------------------|
| <b>Owner-occupied housing units</b>                                   | <b>684 417</b> | <b>106 921</b> | <b>230 331</b> | <b>126 562</b> | <b>129 578</b> | <b>59 034</b> | <b>21 074</b> | <b>7 722</b> | <b>3 195</b>      | <b>2.54</b> | <b>1 987 424</b> |
| Nonrelatives present  | 31 158         | —              | 15 495         | 6 716          | 4 093          | 2 544         | 1 216         | 695          | 399               | 2.51        | 97 204           |
| <b>ROOMS</b>  |                |                |                |                |                |               |               |              |                   |             |                  |
| 1 to 3 rooms  | 23 734         | 11 999         | 7 559          | 2 084          | 1 426          | 427           | 189           | 37           | 13                | 1.49        | 43 546           |
| 4 rooms   | 85 508         | 29 374         | 36 614         | 10 743         | 5 767          | 2 107         | 586           | 205          | 112               | 1.87        | 176 192          |
| 5 rooms   | 138 105        | 29 537         | 56 711         | 23 191         | 18 033         | 7 185         | 2 339         | 860          | 249               | 2.20        | 345 466          |
| 6 rooms   | 127 910        | 17 358         | 48 651         | 26 050         | 22 780         | 9 050         | 2 727         | 927          | 367               | 2.46        | 358 261          |
| 7 rooms   | 113 048        | 8 944          | 35 858         | 24 292         | 26 481         | 11 461        | 3 962         | 1 498        | 552               | 2.98        | 358 657          |
| 8 or more rooms   | 196 112        | 9 709          | 44 938         | 40 202         | 55 091         | 28 804        | 11 271        | 4 195        | 1 902             | 3.56        | 705 302          |
| Median  | 6.2            | 4.9            | 5.8            | 6.5            | 7.1            | 7.4           | 7.7           | 7.7          | 8.1               | ...         | ...              |
| <b>PLUMBING FACILITIES BY PERSONS PER ROOM</b>                        |                |                |                |                |                |               |               |              |                   |             |                  |
| Complete plumbing for exclusive use                                   | 681 053        | 105 631        | 229 250        | 126 196        | 129 246        | 58 901        | 20 993        | 7 677        | 3 159             | 2.54        | 1 979 308        |
| 1.00 or less  | 669 849        | 105 631        | 228 991        | 125 749        | 127 893        | 56 409        | 17 951        | 5 675        | 1 550             | 2.50        | 1 913 997        |
| 1.01 to 1.50  | 9 276          | —              | —              | 351            | 1 075          | 2 072         | 2 867         | 1 767        | 1 144             | 5.90        | 54 241           |
| 1.51 or more  | 1 928          | —              | 259            | 96             | 278            | 420           | 175           | 235          | 465               | 5.29        | 11 070           |
| Lacking complete plumbing for exclusive use                           | 3 364          | 1 290          | 1 081          | 366            | 332            | 133           | 81            | 45           | 36                | 1.86        | 8 116            |
| 1.00 or less  | 3 047          | 1 290          | 1 045          | 325            | 259            | 91            | 9             | 18           | 10                | 1.72        | 6 488            |
| 1.01 to 1.50  | 168            | —              | —              | 17             | 31             | 35            | 58            | 20           | 7                 | 5.52        | 990              |
| 1.51 or more  | 149            | —              | 36             | 24             | 42             | 7             | 14            | 7            | 19                | 3.85        | 638              |
| <b>UNITS IN STRUCTURE</b>   |                |                |                |                |                |               |               |              |                   |             |                  |
| 1, detached or attached   | 591 623        | 77 831         | 196 501        | 113 431        | 120 123        | 54 463        | 19 272        | 7 062        | 2 940             | 2.69        | 1 759 342        |
| 2 or more   | 42 942         | 16 914         | 15 435         | 4 853          | 3 023          | 1 466         | 784           | 306          | 161               | 1.80        | 98 231           |
| Mobile home or trailer, etc.  | 49 852         | 12 176         | 18 395         | 8 278          | 6 432          | 3 105         | 1 018         | 354          | 94                | 2.19        | 129 851          |
| <b>VALUE</b>  |                |                |                |                |                |               |               |              |                   |             |                  |
| Specified owner-occupied housing units                                | 530 219        | 68 102         | 173 640        | 102 334        | 110 381        | 49 497        | 17 327        | 6 308        | 2 630             | 2.73        | 1 577 112        |
| Less than \$10,000  | 4 764          | 1 760          | 1 703          | 554            | 371            | 199           | 85            | 62           | 30                | 1.87        | 10 700           |
| \$10,000 to \$19,999  | 14 295         | 4 437          | 5 500          | 1 855          | 1 161          | 694           | 379           | 184          | 85                | 1.99        | 33 213           |
| \$20,000 to \$29,999  | 27 461         | 7 649          | 10 104         | 3 925          | 2 903          | 1 500         | 834           | 371          | 175               | 2.10        | 65 111           |
| \$30,000 to \$39,999  | 39 579         | 8 703          | 14 727         | 6 520          | 5 407          | 2 472         | 1 120         | 439          | 191               | 2.25        | 101 090          |
| \$40,000 to \$49,999  | 62 145         | 10 874         | 21 817         | 11 176         | 10 536         | 4 940         | 1 701         | 755          | 346               | 2.43        | 171 328          |
| \$50,000 to \$59,999  | 78 358         | 10 727         | 27 402         | 15 181         | 14 732         | 6 678         | 2 351         | 916          | 371               | 2.57        | 228 729          |
| \$60,000 to \$79,999  | 160 614        | 15 326         | 51 339         | 33 782         | 36 558         | 15 805        | 5 330         | 1 779        | 695               | 2.90        | 495 088          |
| \$80,000 to \$99,999  | 73 918         | 4 830          | 21 372         | 15 750         | 19 555         | 8 474         | 2 671         | 879          | 387               | 3.18        | 240 366          |
| \$100,000 to \$149,999  | 49 596         | 2 667          | 13 913         | 9 850          | 13 984         | 6 334         | 1 999         | 635          | 214               | 3.33        | 165 493          |
| \$150,000 or more   | 19 489         | 1 129          | 5 763          | 3 741          | 5 174          | 2 401         | 857           | 288          | 136               | 3.26        | 65 994           |
| Median  | \$64 100       | \$50 500       | \$61 800       | \$66 300       | \$70 400       | \$69 700      | \$67 400      | \$64 100     | \$63 600          | ...         | ...              |
| <b>SELECTED CHARACTERISTICS</b>                                       |                |                |                |                |                |               |               |              |                   |             |                  |
| All income levels in 1979   | 684 417        | 106 921        | 230 331        | 126 562        | 129 578        | 59 034        | 21 074        | 7 722        | 3 195             | 2.54        | 1 987 424        |
| Median income   | \$22 218       | \$10 770       | \$21 308       | \$25 164       | \$26 151       | \$26 852      | \$26 899      | \$27 791     | \$27 787          | ...         | ...              |
| Median selected monthly owner costs as percentage of household income | 18.9           | 25.4           | 16.4           | 18.3           | 19.9           | 19.4          | 18.8          | 17.8         | 17.6              | ...         | ...              |
| With a mortgage   | 21.0           | 29.3           | 20.0           | 20.3           | 20.9           | 20.3          | 19.9          | 19.3         | 19.1              | ...         | ...              |
| Not mortgaged   | 11.5           | 20.7           | 10.5           | 10—            | 10—            | 10—           | 10—           | 10—          | 10—               | ...         | ...              |
| Income in 1979 below poverty level                                    | 41 019         | 15 699         | 9 979          | 4 946          | 4 947          | 2 977         | 1 433         | 649          | 389               | 1.98        | ...              |
| Median income   | \$3 324        | \$2 839        | \$3 101        | \$3 466        | \$4 703        | \$5 670       | \$6 197       | \$7 922      | \$8 613           | ...         | ...              |
| Median selected monthly owner costs as percentage of household income | 50+            | 50+            | 50+            | 50+            | 50+            | 50+           | 50+           | 50+          | 38.8              | ...         | ...              |
| With a mortgage   | 50+            | 50+            | 50+            | 50+            | 50+            | 50+           | 50+           | 50+          | 49.5              | ...         | ...              |
| Not mortgaged   | 40.8           | 44.2           | 39.4           | 34.0           | 29.3           | 25.8          | 26.8          | 20.7         | 19.6              | ...         | ...              |
| <b>Renter-occupied housing units</b>                                  | <b>376 832</b> | <b>143 035</b> | <b>113 243</b> | <b>55 986</b>  | <b>36 332</b>  | <b>16 852</b> | <b>6 514</b>  | <b>3 350</b> | <b>1 520</b>      | <b>1.90</b> | <b>828 342</b>   |
| Nonrelatives present  | 61 267         | —              | 38 200         | 13 366         | 5 532          | 2 444         | 909           | 581          | 235               | 2.30        | 160 568          |
| <b>ROOMS</b>  |                |                |                |                |                |               |               |              |                   |             |                  |
| 1 room  | 13 586         | 11 377         | 1 650          | 373            | 147            | 34            | —             | 5            | —                 | 1.10        | 16 071           |
| 2 rooms   | 34 071         | 24 223         | 7 055          | 1 804          | 577            | 257           | 75            | 39           | 41                | 1.20        | 47 892           |
| 3 rooms   | 85 273         | 54 369         | 22 707         | 5 446          | 1 828          | 539           | 183           | 156          | 45                | 1.28        | 126 597          |
| 4 rooms   | 114 217        | 35 554         | 45 016         | 20 070         | 9 208          | 2 978         | 792           | 400          | 199               | 1.98        | 242 889          |
| 5 rooms   | 65 076         | 11 456         | 22 019         | 14 028         | 10 527         | 4 481         | 1 660         | 634          | 271               | 2.46        | 175 290          |
| 6 rooms   | 31 291         | 3 612          | 8 325          | 7 005          | 6 274          | 3 509         | 1 494         | 762          | 310               | 3.03        | 99 565           |
| 7 or more rooms   | 33 318         | 2 444          | 6 471          | 7 260          | 7 771          | 5 054         | 2 310         | 1 354        | 654               | 3.56        | 120 038          |
| Median  | 4.0            | 3.2            | 4.1            | 4.5            | 5.1            | 5.5           | 5.9           | 6.1          | 6.2               | ...         | ...              |
| <b>PLUMBING FACILITIES BY PERSONS PER ROOM</b>                        |                |                |                |                |                |               |               |              |                   |             |                  |
| Complete plumbing for exclusive use                                   | 367 931        | 137 694        | 111 245        | 55 148         | 36 024         | 16 646        | 6 412         | 3 283        | 1 479             | 1.92        | 813 222          |
| 1.00 or less  | 352 481        | 137 694        | 109 784        | 53 085         | 33 574         | 12 973        | 3 785         | 1 324        | 262               | 1.85        | 738 133          |
| 1.01 to 1.50  | 10 793         | —              | —              | 1 744          | 1 782          | 2 874         | 2 387         | 1 376        | 630               | 5.15        | 54 538           |
| 1.51 or more  | 4 657          | —              | 1 461          | 319            | 668            | 799           | 240           | 583          | 587               | 4.32        | 20 551           |
| Lacking complete plumbing for exclusive use                           | 8 901          | 5 341          | 1 998          | 838            | 308            | 206           | 102           | 67           | 41                | 1.33        | 15 120           |
| 1.00 or less  | 8 200          | 5 341          | 1 809          | 724            | 206            | 71            | 19            | 30           | 19                | 1.27        | 12 456           |
| 1.01 to 1.50  | 295            | —              | —              | 60             | 46             | 104           | 65            | 20           | —                 | 4.90        | 1 315            |
| 1.51 or more  | 406            | —              | 189            | 54             | 56             | 31            | 18            | 17           | 41                | 2.76        | 1 349            |
| <b>UNITS IN STRUCTURE</b>   |                |                |                |                |                |               |               |              |                   |             |                  |
| 1, detached or attached   | 125 450        | 25 338         | 36 463         | 25 180         | 20 227         | 10 434        | 4 484         | 2 269        | 1 055             | 2.54        | 352 768          |
| 2   | 26 385         | 8 135          | 8 802          | 4 819          | 2 732          | 1 184         | 418           | 205          | 90                | 2.07        | 61 197           |
| 3 and 4   | 31 546         | 11 345         | 10 162         | 5 413          | 2 801          | 1 044         | 458           | 213          | 110               | 1.94        | 68 640           |
| 5 to 9  | 32 320         | 14 568         | 8 957          | 4 343          | 2 543          | 1 383         | 290           | 144          | 92                | 1.68        | 65 030           |
| 10 to 49  | 104 720        | 53 367         | 32 478         | 11 029         | 5 229          | 1 783         | 484           | 276          | 74                | 1.48        | 182 322          |
| 50 or more  | 44 593         | 26 894         | 12 603         | 2 989          | 1 407          | 388           | 143           | 124          | 45                | 1.33        | 69 829           |
| Mobile home or trailer, etc.  | 11 818         | 3 388          | 3 778          | 2 213          | 1 393          | 636           | 237           | 119          | 54                | 2.17        | 28 556           |
| <b>GROSS RENT</b>   |                |                |                |                |                |               |               |              |                   |             |                  |
| Specified renter-occupied housing units                               | 361 349        | 140 355        | 108 780        | 53 221         | 33 285         | 15 426        | 5 943         | 2 952        | 1 387             | 1.87        | 783 523          |
| Less than \$100   | 18 330         | 12 840         | 2 387          | 1 288          | 861            | 550           | 188           | 136          | 80                | 1.21        | 29 552           |
| \$100 to \$149  | 26 194         | 16 869         | 5 358          | 1 790          | 963            | 635           | 330           | 171          | 78                | 1.28        | 42 560           |
| \$150 to \$199  | 52 371         | 28 674         | 13 844         | 5 077          | 2 777          | 1 075         | 505           | 262          | 157               | 1.41        | 92 490           |
| \$200 to \$249  | 74 239         | 34 731         | 21 846         | 9 063          | 5 039          | 2 333         | 656           | 398          | 173               | 1.61        | 143 297          |
| \$250 to \$299  | 59 637         | 21 696         | 21 059         | 8 891          | 4 842          | 2 018         | 681           | 302          | 148               | 1.89        | 125 936          |
| \$300 to \$349  | 42 134         | 10 892         | 16 317         | 7 856          | 4 408          | 1 554         | 639           | 303          | 165               | 2.12        | 98 166           |
| \$350 to \$399  | 25 376         | 4 475          | 9 692          | 5 434          | 3 283          | 1 479         | 547           | 342          | 124               | 2.35        | 66 387           |
| \$400 to \$499  | 28 986         | 3 803          | 9 165          | 6 673          | 5 048          | 2 488         | 1 100         | 501          | 208               | 2.73        | 85 020           |
| \$500 or more   | 20 316         | 2 034          | 4 831          | 5 188          | 4 272          | 2 421         | 953           | 431          | 186               | 3.13        | 65 922           |
| No cash rent  | 13 766         | 4 341          | 4 281          | 1 961          | 1 792          | 873           | 344           | 106          | 68                | 2.09        | 34 193           |
| Median  | \$252          | \$212          | \$271          | \$297          | \$314          | \$321         | \$334         | \$325        | \$307             | ...         | ...              |
| <b>SELECTED CHARACTERISTICS</b>                                       |                |                |                |                |                |               |               |              |                   |             |                  |
| All income levels in 1979   | 376 832        | 143 035        | 113 243        | 55 986         | 36 332         | 16 852        | 6 514         | 3 350        | 1 520             | 1.90        | 828 342          |
| Median income   | \$11 648       | \$8 270        | \$13 800       | \$13 894       | \$14 971       | \$15 450      | \$15 469      | \$14 599     | \$16 451          | ...         | ...              |
| Median gross rent as percentage of household income                   | 26.4           | 28.9           | 23.9           | 26.1           | 25.7           | 25.1          | 25.4          | 25.1         | 22.0              | ...         | ...              |
| Income in 1979 below poverty level                                    | 72 719         | 29 644         | 16 553         | 10 954         | 7 701          | 4 090         |               |              |                   |             |                  |

**Table A — 10. Household Composition and Age of Householder for Owner- and Renter-Occupied Housing Units: 1980**

(Data are estimates based on a sample, see Introduction. For meaning of symbols, see Introduction. For definitions of terms, see appendices A and B.)

| Total  | Married-couple families |                |                |                |                   | Male householder, no wife present |                |                |                |                   | Female householder, no husband present |                |                |                |                   | Median age |        |
|--|-------------------------|----------------|----------------|----------------|-------------------|-----------------------------------|----------------|----------------|----------------|-------------------|--|----------------|----------------|----------------|-------------------|------------|--------|
|  | 15 to 24 years          | 25 to 34 years | 35 to 44 years | 45 to 64 years | 65 years and over | 15 to 24 years                    | 25 to 34 years | 35 to 44 years | 45 to 64 years | 65 years and over | 15 to 24 years                         | 25 to 34 years | 35 to 44 years | 45 to 64 years | 65 years and over |            |        |
|  | 684 417                 | 14 744         | 120 030        | 117 289        | 183 136           | 63 990                            | 6 394          | 23 251         | 12 103         | 15 403            | 9 827                                  | 3 405          | 18 613         | 18 691         | 36 730            |            | 40 811 |
| Owner-occupied housing units   | 106 921                 | 7 062          | 29 559         | 11 970         | 85 285            | 54 732                            | 3 422          | 13 494         | 6 922          | 9 442             | 7 632                                  | 1 502          | 7 381          | 4 259          | 19 986            | 32 881     | 45.6   |
| PERSONS IN UNIT  | 230 331                 | 4 807          | 28 961         | 19 481         | 44 864            | 27 037                            | 1 900          | 6 543          | 2 496          | 3 446             | 1 584                                  | 1 131          | 5 056          | 4 492          | 8 974             | 5 861      | 57.9   |
| 1 person   | 126 562                 | 2 330          | 41 737         | 45 203         | 29 514            | 1 325                             | 764            | 2 015          | 1 271          | 1 528             | 372                                    | 498            | 4 030          | 5 044          | 4 515             | 1 372      | 56.1   |
| 2 persons  | 59 094                  | 414            | 14 689         | 25 981         | 13 770            | 212                               | 212            | 816            | 795            | 122               | 183                                    | 1 477          | 1 909          | 2 951          | 1 728             | 1 444      | 38.2   |
| 3 persons  | 31 991                  | 131            | 5 084          | 14 654         | 9 703             | 259                               | 69             | 229            | 304            | 40                | 59                                     | 501            | 1 307          | 1 728          | 1 600             | 39.6       |        |
| 4 persons  | 2 544                   | 256            | 354            | 410            | 264               | 352                               | 27             | 134            | 115            | 74                | 32                                     | 168            | 638            | 618            | 93                | 41.7       |        |
| 5 or more persons  | 1 987 424               | 41 813         | 424 555        | 493 463        | 560 499           | 139 706                           | 11 362         | 39 251         | 21 921         | 25 655            | 13 159                                 | 6 540          | 39 666         | 51 476         | 67 312            | 51 046     | 45.6   |
| Total persons  | 681 053                 | 14 688         | 119 690        | 117 084        | 182 597           | 63 636                            | 6 332          | 22 961         | 12 003         | 15 139            | 9 461                                  | 3 362          | 18 518         | 18 644         | 36 536            | 40 402     | 45.6   |
| PLUMBING FACILITIES BY PERSONS PER ROOM  | 11 204                  | 333            | 2 807          | 3 764          | 2 788             | 262                               | 44             | 113            | 66             | 119               | 30                                     | 43             | 157            | 263            | 348               | 67         | 40.0   |
| Complete plumbing for exclusive use  | 3 364                   | 56             | 340            | 205            | 539               | 354                               | 62             | 290            | 100            | 264               | 366                                    | 43             | 95             | 47             | 194               | 409        | 55.3   |
| Locking complete plumbing for exclusive use  | 317                     | 9              | 143            | 45             | 51                | 22                                | 9              | 5              | 6              | —                 | —                                      | —              | —              | 4              | 23                | —          | 34.3   |
| 1.01 or more persons per room  | 530 219                 | 9 666          | 100 680        | 99 184         | 146 673           | 48 159                            | 3 159          | 15 272         | 7 756          | 9 682             | 6 878                                  | 1 498          | 11 674         | 13 673         | 26 304            | 29 961     | 45.3   |
| MORTGAGE STATUS AND SELECTED MONTHLY OWNER COSTS AS PERCENTAGE OF HOUSEHOLD INCOME IN 1979 | 401 752                 | 9 047          | 97 441         | 93 888         | 110 535           | 12 794                            | 2 780          | 14 282         | 6 995          | 6 630             | 1 307                                  | 1 274          | 10 873         | 12 312         | 16 151            | 5 443      | 40.3   |
| Specified owner-occupied housing units   | 111 606                 | 1 613          | 11 706         | 26 893         | 55 757            | 3 977                             | 221            | 2 000          | 1 516          | 2 462             | 261                                    | 95             | 754            | 1 395          | 3 305             | 661        | 47.7   |
| With a mortgage  | 75 255                  | 1 185          | 17 971         | 21 331         | 20 997            | 2 197                             | 379            | 2 395          | 1 316          | 1 203             | 164                                    | 178            | 1 059          | 1 793          | 2 603             | 488        | 40.6   |
| Less than 15 percent   | 65 930                  | 1 887          | 20 953         | 16 917         | 13 000            | 1 840                             | 448            | 2 639          | 1 203          | 843               | 148                                    | 94             | 1 427          | 1 762          | 2 259             | 510        | 37.4   |
| 15 to 19 percent   | 48 579                  | 1 818          | 17 602         | 11 051         | 7 215             | 1 229                             | 371            | 2 067          | 938            | 554               | 106                                    | 190            | 1 542          | 1 592          | 1 844             | 460        | 35.4   |
| 20 to 24 percent   | 31 845                  | 1 160          | 11 453         | 6 535          | 4 406             | 862                               | 323            | 1 646          | 682            | 408               | 82                                     | 123            | 1 117          | 1 207          | 1 357             | 484        | 35.1   |
| 25 to 29 percent   | 66 834                  | 2 352          | 17 581         | 10 971         | 8 846             | 2 634                             | 1 011          | 3 504          | 1 301          | 1 062             | 535                                    | 551            | 4 788          | 4 334          | 4 585             | 2 777      | 36.8   |
| 30 to 34 percent   | 1 703                   | 32             | 171            | 190            | 314               | 59                                | 27             | 31             | 49             | 98                | 11                                     | 43             | 188            | 229            | 198               | 63         | 43.0   |
| 35 percent or more   | 210                     | 27.3           | 24.5           | 19.7           | 14.9              | 20.5                              | 29.4           | 25.2           | 22.7           | 18.3              | 28.5                                   | 32.4           | 32.5           | 28.4           | 24.6              | 36.1       | 43.0   |
| Median   | 128 467                 | 619            | 3 239          | 5 296          | 36 138            | 35 363                            | 379            | 990            | 761            | 3 032             | 5 571                                  | 224            | 801            | 1 361          | 10 153            | 24 518     | 65.3   |
| Not mortgaged  | 56 041                  | 2 819          | 2 011          | 3 736          | 25 414            | 13 243                            | 168            | 556            | 436            | 1 660             | 1 334                                  | 68             | 262            | 374            | 3 145             | 3 352      | 60.0   |
| Less than 10 percent   | 26 233                  | 100            | 744            | 912            | 5 900             | 9 829                             | 172            | 172            | 114            | 517               | 1                                      | 45             | 177            | 206            | 2 248             | 3 987      | 66.7   |
| 10 to 14 percent   | 14 446                  | 91             | 237            | 289            | 1 976             | 5 108                             | 31             | 116            | 59             | 297               | 876                                    | 33             | 128            | 206            | 1 347             | 3 652      | 69.5   |
| 15 to 19 percent   | 9 137                   | 74             | 75             | 150            | 965               | 2 966                             | 20             | 24             | 43             | 129               | 685                                    | 19             | 87             | 71             | 789               | 3 040      | 71.3   |
| 20 to 24 percent   | 5 897                   | 34             | 44             | 53             | 559               | 1 494                             | 15             | 28             | 24             | 75                | 476                                    | 2              | 20             | 68             | 490               | 2 515      | 72.5   |
| 25 to 29 percent   | 4 493                   | 13             | 14             | 25             | 330               | 924                               | 7              | 9              | 13             | 78                | 322                                    | 16             | 36             | 50             | 449               | 2 207      | 72.6   |
| 30 to 34 percent   | 11 553                  | 16             | 65             | 96             | 824               | 1 631                             | 31             | 66             | 51             | 239               | 824                                    | 30             | 62             | 210            | 1 493             | 5 515      | 71.7   |
| 35 percent or more   | 1 067                   | 9              | 49             | 35             | 170               | 170                               | 18             | 19             | 21             | 57                | 24                                     | 11             | 29             | 13             | 192               | 250        | 61.9   |
| Not computed   | 11.5                    | 11.1           | 10—            | 10—            | 10—               | 12.2                              | 10.7           | 10—            | 10—            | 10—               | 17.3                                   | 14.3           | 13.5           | 14.1           | 14.1              | 21.9       | ...    |
| Median   | 376 832                 | 27 015         | 53 567         | 20 553         | 19 622            | 10 622                            | 33 435         | 42 635         | 12 250         | 14 043            | 6 823                                  | 31 832         | 40 999         | 14 668         | 20 130            | 28 638     | 31.1   |
| Renter-occupied housing units  | 143 035                 | 13 166         | 16 981         | 3 116          | 9 463             | 9 567                             | 15 770         | 25 721         | 8 219          | 11 103            | 6 159                                  | 13 349         | 18 653         | 4 749          | 13 286            | 26 026     | 34.4   |
| PERSONS IN UNIT  | 55 986                  | 8 897          | 13 598         | 4 012          | 4 295             | 667                               | 3 894          | 11 802         | 2 422          | 1 915             | 528                                    | 12 105         | 11 164         | 3 324          | 3 715             | 2 081      | 28.5   |
| 1 person   | 36 332                  | 3 706          | 13 874         | 5 585          | 2 776             | 188                               | 1 327          | 3 380          | 817            | 682               | 45                                     | 4 333          | 6 403          | 2 867          | 1 723             | 3 374      | 28.7   |
| 2 persons  | 16 852                  | 909            | 6 030          | 4 285          | 1 404             | 85                                | 410            | 1 096          | 449            | 253               | 59                                     | 1 493          | 2 815          | 1 867          | 1 796             | 68         | 31.2   |
| 3 persons  | 11 384                  | 337            | 3 084          | 3 555          | 1 684             | 115                               | 141            | 198            | 175            | 30                | 21                                     | 415            | 1 223          | 1 083          | 263               | 68         | 33.8   |
| 4 persons  | 1 900                   | 254            | 322            | 406            | 258               | 206                               | 158            | 133            | 125            | 113               | 105                                    | 171            | 167            | 228            | 126               | 105        | 37.0   |
| 5 or more persons  | 828 342                 | 73 696         | 177 295        | 83 847         | 60 233            | 22 133                            | 59 273         | 67 353         | 18 892         | 18 177            | 7 571                                  | 58 929         | 81 006         | 37 280         | 32 170            | 30 487     | 45.6   |
| Total persons  | 367 931                 | 26 534         | 52 978         | 20 247         | 19 348            | 10 470                            | 32 377         | 41 329         | 11 894         | 13 020            | 6 142                                  | 31 030         | 40 398         | 14 468         | 19 734            | 27 962     | 31.0   |
| PLUMBING FACILITIES BY PERSONS PER ROOM  | 15 450                  | 1 896          | 4 388          | 2 677          | 1 417             | 129                               | 837            | 565            | 218            | 100               | 36                                     | 802            | 1 113          | 882            | 341               | 67         | 31.8   |
| Complete plumbing for exclusive use  | 8 901                   | 481            | 589            | 306            | 274               | 152                               | 1 058          | 1 306          | 356            | 1 023             | 681                                    | 802            | 601            | 200            | 396               | 676        | 33.1   |
| Locking complete plumbing for exclusive use  | 701                     | 68             | 179            | 136            | 69                | 28                                | 24             | 30             | 8              | 36                | 7                                      | 32             | 36             | 31             | 6                 | 11         | 34.0   |
| 1.01 or more persons per room  | 361 349                 | 25 864         | 49 952         | 18 235         | 17 184            | 9 852                             | 32 808         | 41 634         | 11 915         | 13 591            | 6 575                                  | 31 432         | 40 148         | 14 282         | 19 724            | 28 153     | 30.9   |
| Specified renter-occupied housing units  | 50 867                  | 3 077          | 8 577          | 3 318          | 4 701             | 3 334                             | 3 740          | 7 590          | 3 486          | 3 955             | 797                                    | 1 723          | 3 069          | 1 297          | 2 215             | 1 988      | 33.5   |
| Less than 15 percent   | 55 234                  | 4 498          | 9 598          | 3 452          | 2 876             | 1 295                             | 4 734          | 8 654          | 2 488          | 2 211             | 686                                    | 2 472          | 5 343          | 1 576          | 2 509             | 2 490      | 30.3   |
| 15 to 19 percent   | 35 753                  | 4 543          | 8 660          | 3 049          | 2 187             | 1 455                             | 4 636          | 6 966          | 1 556          | 1 627             | 928                                    | 3 472          | 6 112          | 1 966          | 2 682             | 3 914      | 30.3   |
| 20 to 24 percent   | 42 205                  | 3 511          | 6 208          | 2 152          | 1 571             | 1 315                             | 3 539          | 5 169          | 1 057          | 1 085             | 647                                    | 3 419          | 5 262          | 1 794          | 2 331             | 3 145      | 30.1   |
| 25 to 29 percent   | 30 239                  | 2 397          | 4 176          | 1 459          | 1 127             | 884                               | 2 822          | 2 834          | 701            | 793               | 529                                    | 3 167          | 4 219          | 1 370          | 1 781             | 2 000      | 29.7   |
| 30 to 34 percent   | 49 060                  | 3 583          | 5 425          | 1 734          | 1 462             | 1 545                             | 5 144          | 4 539          | 1 005          | 1 249             | 1 253                                  | 3 167          | 6 470          | 2 118          | 2 916             | 5 117      | 30.2   |
| 35 to 49 percent   | 61 507                  | 3 185          | 4 277          | 1 619          | 1 349             | 1 581                             | 6 848          | 4 538          | 1 556          | 1 782             | 1 089                                  | 10 282         | 8 772          | 3 560          | 4 331             | 7 682      | 29.8   |
| 50 percent or more   | 18 463                  | 1 070          | 3 031          | 1 452          | 1 911             | 986                               | 1 346          | 1 344          | 466            | 889               | 646                                    | 10 282         | 8 772          | 3 560          | 4 331             | 7 682      | 29.8   |
| Not computed   | 26.4                    | 25.4           | 23.1           | 22.7           | 20.1              | 26.3                              | 28.7           | 22.8           | 19.5           | 20.6              | 29.3                                   | 36.3           | 29.8           | 30.8           | 29.2              | 34.1       | ...    |
| Median   | 828 342                 | 73 696         | 177 295        | 83 847         | 60 233            | 22 133                            | 59 273         | 67 353         | 18 892         | 18 177            | 7 571                                  | 58 929         | 81 006         | 37 280         | 32 170            | 30 487     | 45.6   |

Table A-11. Age and Sex of Householder in One-Person Households for Owner- and Renter-Occupied Housing Units: 1980

[Data are estimates based on a sample, see Introduction. For meaning of symbols, see Introduction. For definitions of terms, see appendixes A and B.]

| The State   | Male householder |                |                |                |                |                   | Female householder |                |                |                |                |                   |         |
|---|------------------|----------------|----------------|----------------|----------------|-------------------|--------------------|----------------|----------------|----------------|----------------|-------------------|---------|
|   | Total            | 15 to 24 years | 25 to 34 years | 35 to 44 years | 45 to 64 years | 65 years and over | Total              | 15 to 24 years | 25 to 34 years | 35 to 44 years | 45 to 64 years | 65 years and over |         |
| <b>Owner-occupied housing units</b> .....   | 106 921          | 40 912         | 3 422          | 13 494         | 6 922          | 9 442             | 7 632              | 66 009         | 1 502          | 7 381          | 4 259          | 19 986            | 32 881  |
| <b>PLUMBING FACILITIES</b>  |                  |                |                |                |                |                   |                    |                |                |                |                |                   |         |
| Complete plumbing for exclusive use .....   | 105 631          | 40 096         | 3 390          | 13 311         | 6 842          | 9 219             | 7 334              | 65 535         | 1 494          | 7 335          | 4 244          | 19 896            | 32 566  |
| Lacking complete plumbing for exclusive use .....                                   | 1 290            | 816            | 32             | 183            | 80             | 223               | 298                | 474            | 8              | 46             | 15             | 90                | 315     |
| <b>UNITS IN STRUCTURE</b>   |                  |                |                |                |                |                   |                    |                |                |                |                |                   |         |
| 1, detached or attached .....   | 77 831           | 28 993         | 1 746          | 9 386          | 5 022          | 6 746             | 6 093              | 48 838         | 574            | 4 367          | 2 825          | 15 087            | 25 985  |
| 2 or more .....   | 16 914           | 6 426          | 666            | 2 661          | 1 137          | 1 323             | 639                | 10 488         | 493            | 2 168          | 1 047          | 2 738             | 4 042   |
| Mobile home or trailer, etc. ....   | 12 176           | 5 493          | 1 010          | 1 447          | 763            | 1 373             | 900                | 6 683          | 435            | 846            | 387            | 2 161             | 2 854   |
| <b>HOUSEHOLD INCOME IN 1979</b>   |                  |                |                |                |                |                   |                    |                |                |                |                |                   |         |
| Less than \$5,000 .....   | 26 145           | 5 499          | 602            | 759            | 349            | 1 162             | 2 627              | 20 646         | 310            | 490            | 395            | 4 333             | 15 118  |
| \$5,000 to \$9,999 .....  | 24 003           | 6 110          | 569            | 1 224          | 420            | 1 223             | 2 674              | 17 893         | 413            | 1 166          | 449            | 4 977             | 10 888  |
| \$10,000 to \$12,499 .....  | 10 751           | 3 801          | 623            | 1 268          | 480            | 759               | 671                | 6 950          | 308            | 945            | 558            | 2 774             | 2 365   |
| \$12,500 to \$14,999 .....  | 8 254            | 3 191          | 377            | 1 384          | 468            | 616               | 346                | 5 063          | 162            | 992            | 569            | 2 076             | 1 264   |
| \$15,000 to \$19,999 .....  | 15 156           | 7 471          | 802            | 3 364          | 1 268          | 1 585             | 452                | 7 685          | 213            | 2 195          | 1 020          | 2 768             | 1 489   |
| \$20,000 to \$24,999 .....  | 10 137           | 6 089          | 292            | 2 643          | 1 349          | 1 500             | 305                | 4 048          | 69             | 1 017          | 674            | 1 589             | 699     |
| \$25,000 to \$34,999 .....  | 7 823            | 5 139          | 121            | 1 901          | 1 477          | 1 390             | 250                | 2 684          | 19             | 435            | 479            | 1 083             | 668     |
| \$35,000 to \$49,999 .....  | 2 594            | 1 989          | 22             | 577            | 539            | 682               | 169                | 605            | -              | 84             | 79             | 209               | 233     |
| \$50,000 or more .....  | 2 058            | 1 623          | 14             | 374            | 572            | 525               | 138                | 435            | 8              | 57             | 36             | 177               | 157     |
| Median .....  | \$10 770         | \$16 129       | \$12 167       | \$17 985       | \$21 328       | \$17 955          | \$6 897            | \$8 257        | \$10 227       | \$15 182       | \$15 663       | \$10 616          | \$5 489 |
| Mean .....  | \$13 695         | \$18 821       | \$12 460       | \$19 656       | \$25 730       | \$21 208          | \$10 976           | \$10 517       | \$10 230       | \$15 359       | \$16 391       | \$12 182          | \$7 671 |
| <b>MORTGAGE STATUS AND SELECTED MONTHLY OWNER COSTS</b>                             |                  |                |                |                |                |                   |                    |                |                |                |                |                   |         |
| <b>Specified owner-occupied housing units</b> .....                                 | 68 102           | 24 791         | 1 485          | 8 337          | 4 074          | 5 624             | 5 271              | 43 311         | 455            | 3 586          | 2 341          | 13 170            | 23 759  |
| <b>With a mortgage</b> .....  | 33 745           | 17 117         | 1 255          | 7 709          | 3 632          | 3 614             | 907                | 16 628         | 381            | 3 355          | 2 061          | 6 934             | 3 897   |
| Less than \$200 .....   | 4 611            | 1 534          | 83             | 334            | 235            | 532               | 350                | 3 077          | 30             | 101            | 83             | 1 441             | 1 422   |
| \$200 to \$249 .....  | 4 487            | 1 428          | 64             | 325            | 299            | 561               | 179                | 3 059          | 26             | 290            | 262            | 1 612             | 869     |
| \$250 to \$299 .....  | 3 843            | 1 561          | 113            | 605            | 221            | 477               | 145                | 2 282          | 44             | 276            | 339            | 1 150             | 473     |
| \$300 to \$349 .....  | 3 529            | 1 808          | 167            | 824            | 289            | 456               | 72                 | 1 721          | 22             | 386            | 308            | 689               | 316     |
| \$350 to \$399 .....  | 3 644            | 1 751          | 184            | 857            | 395            | 270               | 45                 | 1 893          | 87             | 555            | 306            | 650               | 295     |
| \$400 to \$499 .....  | 5 577            | 3 340          | 296            | 1 738          | 686            | 545               | 75                 | 2 237          | 109            | 763            | 321            | 736               | 308     |
| \$500 to \$599 .....  | 3 695            | 2 455          | 137            | 1 430          | 549            | 319               | 20                 | 1 240          | 58             | 493            | 219            | 345               | 125     |
| \$600 to \$749 .....  | 2 872            | 2 143          | 185            | 1 119          | 561            | 278               | -                  | 729            | 5              | 338            | 143            | 173               | 70      |
| \$750 or more .....   | 1 487            | 1 097          | 26             | 477            | 397            | 176               | 21                 | 390            | -              | 153            | 80             | 138               | 19      |
| Median .....  | \$356            | \$414          | \$405          | \$451          | \$452          | \$326             | \$229              | \$298          | \$389          | \$411          | \$356          | \$268             | \$230   |
| <b>Not mortgaged</b> .....  | 34 357           | 7 674          | 230            | 628            | 442            | 2 010             | 4 364              | 26 683         | 74             | 231            | 280            | 6 236             | 19 862  |
| Less than \$50 .....  | 711              | 369            | 37             | 64             | 32             | 67                | 169                | 342            | -              | -              | 2              | 96                | 244     |
| \$50 to \$74 .....  | 3 608            | 1 067          | 53             | 88             | 99             | 283               | 544                | 2 541          | 12             | 15             | 19             | 482               | 2 013   |
| \$75 to \$99 .....  | 9 225            | 2 005          | 56             | 111            | 96             | 575               | 1 167              | 7 220          | 21             | 106            | 48             | 1 394             | 5 651   |
| \$100 to \$124 .....  | 9 450            | 1 974          | 57             | 169            | 68             | 465               | 1 215              | 7 476          | 5              | 53             | 58             | 1 661             | 5 699   |
| \$125 to \$149 .....  | 5 377            | 930            | 13             | 62             | 43             | 242               | 570                | 4 447          | 6              | 29             | 47             | 1 222             | 3 143   |
| \$150 to \$199 .....  | 4 256            | 836            | 3              | 76             | 56             | 248               | 453                | 3 420          | 23             | 23             | 59             | 986               | 2 329   |
| \$200 to \$249 .....  | 1 060            | 294            | 6              | 44             | 34             | 65                | 145                | 766            | 7              | -              | 27             | 250               | 482     |
| \$250 or more .....   | 670              | 199            | 5              | 14             | 14             | 65                | 101                | 471            | -              | 5              | 20             | 145               | 301     |
| Median .....  | \$110            | \$105          | \$86           | \$108          | \$98           | \$104             | \$106              | \$111          | \$120          | \$99           | \$132          | \$117             | \$109   |
| <b>SELECTED CHARACTERISTICS</b>   |                  |                |                |                |                |                   |                    |                |                |                |                |                   |         |
| Median selected monthly owner costs as percentage of household income in 1979 ..... | 25.4             | 23.8           | 33.7           | 28.0           | 23.6           | 16.3              | 20.9               | 26.4           | 39.6           | 30.9           | 26.7           | 23.5              | 26.7    |
| With a mortgage .....   | 29.3             | 27.1           | 36.2           | 29.0           | 24.7           | 19.4              | 35.9               | 31.8           | 43.5           | 31.6           | 27.9           | 28.7              | 43.6    |
| Not mortgaged .....   | 20.7             | 14.9           | 10.0           | 10.1           | 10-            | 10.1              | 19.2               | 22.6           | 19.0           | 11.0           | 15.2           | 16.4              | 24.6    |
| <b>Income in 1979 below poverty level</b> .....                                     | 15 699           | 3 367          | 450            | 543            | 286            | 880               | 1 208              | 12 332         | 253            | 380            | 314            | 3 287             | 8 098   |
| Percent below poverty level .....   | 14.7             | 8.2            | 13.2           | 4.0            | 4.1            | 9.3               | 15.8               | 18.7           | 16.8           | 5.1            | 7.4            | 16.4              | 24.6    |
| <b>Renter-occupied housing units</b> .....  | 143 035          | 66 972         | 15 770         | 25 721         | 8 219          | 11 103            | 6 159              | 76 063         | 13 349         | 18 653         | 4 749          | 13 286            | 26 026  |
| <b>PLUMBING FACILITIES</b>  |                  |                |                |                |                |                   |                    |                |                |                |                |                   |         |
| Complete plumbing for exclusive use .....   | 137 694          | 63 348         | 15 038         | 24 708         | 7 916          | 10 165            | 5 521              | 74 346         | 12 990         | 18 333         | 4 634          | 12 980            | 25 409  |
| Lacking complete plumbing for exclusive use .....                                   | 5 341            | 3 624          | 732            | 1 013          | 303            | 938               | 638                | 1 717          | 359            | 320            | 115            | 306               | 617     |
| <b>UNITS IN STRUCTURE</b>   |                  |                |                |                |                |                   |                    |                |                |                |                |                   |         |
| 1, detached or attached .....   | 25 338           | 12 682         | 2 607          | 5 253          | 1 462          | 2 008             | 1 352              | 12 656         | 1 820          | 3 398          | 809            | 2 486             | 4 143   |
| 2 .....   | 8 135            | 3 553          | 883            | 1 525          | 438            | 483               | 224                | 4 582          | 850            | 1 244          | 304            | 837               | 1 347   |
| 3 and 4 .....   | 11 345           | 5 133          | 1 118          | 2 208          | 601            | 718               | 488                | 6 212          | 1 082          | 1 927          | 380            | 1 143             | 1 680   |
| 5 to 9 .....  | 14 568           | 7 089          | 1 779          | 2 760          | 752            | 1 186             | 612                | 7 479          | 1 640          | 1 925          | 506            | 1 351             | 2 057   |
| 10 to 49 .....  | 53 367           | 26 782         | 6 689          | 10 229         | 3 378          | 4 534             | 1 952              | 26 585         | 5 461          | 7 371          | 1 792          | 4 769             | 7 192   |
| 50 or more .....  | 26 894           | 9 899          | 2 055          | 3 156          | 1 377          | 1 917             | 1 394              | 16 995         | 2 126          | 2 594          | 847            | 2 364             | 9 064   |
| Mobile home or trailer, etc. ....   | 3 388            | 1 834          | 639            | 590            | 211            | 257               | 137                | 1 554          | 370            | 191            | 111            | 336               | 543     |
| <b>HOUSEHOLD INCOME IN 1979</b>   |                  |                |                |                |                |                   |                    |                |                |                |                |                   |         |
| Less than \$5,000 .....   | 44 618           | 15 205         | 4 229          | 3 635          | 1 176          | 2 805             | 3 360              | 29 413         | 5 086          | 2 801          | 1 262          | 4 769             | 15 495  |
| \$5,000 to \$9,999 .....  | 39 949           | 17 468         | 5 452          | 6 580          | 1 446          | 2 283             | 1 707              | 22 481         | 5 133          | 5 746          | 1 157          | 3 736             | 6 709   |
| \$10,000 to \$12,499 .....  | 18 721           | 9 045          | 2 589          | 4 170          | 913            | 1 168             | 205                | 9 676          | 1 828          | 4 223          | 715            | 1 561             | 1 349   |
| \$12,500 to \$14,999 .....  | 11 632           | 5 946          | 1 226          | 2 958          | 725            | 802               | 235                | 5 686          | 675            | 2 533          | 525            | 1 116             | 837     |
| \$15,000 to \$19,999 .....  | 15 187           | 9 544          | 1 596          | 4 691          | 1 509          | 1 450             | 298                | 5 643          | 489            | 2 541          | 641            | 1 127             | 845     |
| \$20,000 to \$24,999 .....  | 6 731            | 4 878          | 405            | 2 259          | 1 059          | 1 033             | 122                | 1 853          | 62             | 558            | 311            | 551               | 371     |
| \$25,000 to \$34,999 .....  | 3 979            | 3 015          | 169            | 1 050          | 876            | 821               | 99                 | 964            | 33             | 199            | 110            | 325               | 297     |
| \$35,000 to \$49,999 .....  | 1 280            | 1 098          | 61             | 203            | 291            | 455               | 88                 | 182            | 12             | 12             | 11             | 74                | 73      |
| \$50,000 or more .....  | 938              | 773            | 43             | 175            | 224            | 286               | 45                 | 165            | 31             | 40             | 17             | 27                | 50      |
| Median .....  | \$8 270          | \$10 225       | \$8 182        | \$11 586       | \$14 481       | \$10 992          | \$4 754            | \$6 799        | \$6 487        | \$10 461       | \$9 807        | \$7 475           | \$4 517 |
| Mean .....  | \$9 990          | \$12 081       | \$9 098        | \$12 611       | \$16 532       | \$14 324          | \$7 519            | \$8 150        | \$6 950        | \$10 665       | \$10 330       | \$8 875           | \$6 195 |
| <b>GROSS RENT</b>   |                  |                |                |                |                |                   |                    |                |                |                |                |                   |         |
| <b>Specified renter-occupied housing units</b> .....                                | 140 355          | 65 376         | 15 410         | 25 179         | 8 066          | 10 780            | 5 941              | 74 979         | 13 144         | 18 407         | 4 698          | 13 106            | 25 624  |
| Less than \$100 .....   | 12 840           | 4 247          | 424            | 619            | 323            | 1 262             | 1 619              | 8 593          | 293            | 342            | 237            | 1 498             | 6 223   |
| \$100 to \$149 .....  | 16 869           | 7 685          | 1 422          | 2 300          | 808            | 1 789             | 1 366              | 9 184          | 1 078          | 1 274          | 384            | 1 662             | 4 786   |
| \$150 to \$199 .....  | 28 674           | 13 510         | 3 523          | 5 151          | 1 489          | 2 366             | 981                | 15 164         | 3 332          | 3 416          | 666            | 2 887             | 4 863   |
| \$200 to \$249 .....  | 34 731           | 16 583         | 5 076          | 6 528          | 2 120          | 2 207             | 652                | 18 148         | 4 775          | 5 348          | 1 274          | 2 857             | 3 894   |
| \$250 to \$299 .....  | 21 696           | 10 427         | 2 468          | 4 860          | 1 478          | 1 214             | 407                | 11 269         | 2 110          | 4 182          | 1 040          | 1 831             | 2 106   |
| \$300 to \$349 .....  | 10 892           | 5 282          | 1 067          | 2 612          | 689            | 739               | 175                | 5 610          | 828            | 2 047          | 512            | 1 094             | 1 129   |
| \$350 to \$399 .....  | 4 475            | 2 262          | 428            | 1 036          | 367            | 319               | 112                | 2 213          | 185            | 678            | 294            | 537               | 519     |
| \$400 to \$499 .....  | 3 803            | 1 99           |                |                |                |                   |                    |                |                |                |                |                   |         |

Table A—12. Duration of Vacancy for Year-Round Vacant for Sale and Vacant for Rent Housing Units: 1980

[Data are estimates based on a sample, see Introduction. For meaning of symbols, see Introduction. For definitions of terms, see appendixes A and B]

| The State   |          |                    |                  |                  | The State  |        |                    |                  |                  |
|---|----------|--------------------|------------------|------------------|--|--------|--------------------|------------------|------------------|
|   | Total    | Less than 2 months | 2 up to 6 months | 6 or more months |  | Total  | Less than 2 months | 2 up to 6 months | 6 or more months |
| <b>Vacant for sale only housing units</b> -----           |          |                    |                  |                  | <b>Vacant for rent housing units</b> -----           |        |                    |                  |                  |
|   | 20 679   | 8 427              | 7 449            | 4 803            |  | 36 342 | 24 204             | 8 643            | 3 495            |
| <b>ROOMS</b>  |          |                    |                  |                  | <b>ROOMS</b>   |        |                    |                  |                  |
| 1 to 3 rooms -----  | 1 462    | 459                | 457              | 546              | 1 room -----   | 2 349  | 1 842              | 370              | 137              |
| 4 rooms -----   | 4 204    | 1 655              | 1 486            | 1 063            | 2 rooms -----  | 3 334  | 2 352              | 684              | 298              |
| 5 rooms -----   | 4 313    | 1 683              | 1 488            | 1 142            | 3 rooms -----  | 9 860  | 6 965              | 2 173            | 722              |
| 6 rooms -----   | 3 855    | 1 563              | 1 456            | 836              | 4 rooms -----  | 11 415 | 7 363              | 2 937            | 1 115            |
| 7 rooms -----   | 2 870    | 1 292              | 1 092            | 486              | 5 rooms -----  | 5 432  | 3 365              | 1 414            | 653              |
| 8 or more rooms -----                                     | 3 975    | 1 775              | 1 470            | 730              | 6 rooms -----  | 2 257  | 1 361              | 550              | 346              |
| Median -----  | 5.6      | 5.8                | 5.7              | 5.2              | 7 or more rooms -----                                | 1 695  | 956                | 515              | 224              |
|   |          |                    |                  |                  | Median -----   | 3.7    | 3.6                | 3.9              | 4.0              |
| <b>PLUMBING FACILITIES</b>                                |          |                    |                  |                  | <b>PLUMBING FACILITIES</b>                           |        |                    |                  |                  |
| Complete plumbing for exclusive use -----                 | 20 305   | 8 337              | 7 367            | 4 601            | Complete plumbing for exclusive use -----            | 34 674 | 23 055             | 8 312            | 3 307            |
| Lacking complete plumbing for exclusive use -----         | 374      | 90                 | 82               | 202              | Lacking complete plumbing for exclusive use -----    | 1 668  | 1 149              | 331              | 188              |
| <b>BEDROOMS</b>   |          |                    |                  |                  | <b>BEDROOMS</b>                                      |        |                    |                  |                  |
| None -----  | 66       | 30                 | 3                | 33               | None -----   | 2 999  | 2 325              | 480              | 194              |
| 1 -----   | 1 665    | 490                | 618              | 557              | 1 -----  | 13 297 | 9 249              | 2 955            | 1 093            |
| 2 -----   | 7 073    | 2 530              | 2 560            | 1 983            | 2 -----  | 13 993 | 9 267              | 3 646            | 1 280            |
| 3 -----   | 7 510    | 3 389              | 2 609            | 1 512            | 3 -----  | 4 895  | 2 937              | 1 207            | 751              |
| 4 -----   | 3 723    | 1 702              | 1 455            | 566              | 4 -----  | 933    | 546                | 270              | 117              |
| 5 or more -----   | 642      | 286                | 204              | 152              | 5 or more -----                                      | 225    | 80                 | 85               | 60               |
| <b>YEAR STRUCTURE BUILT</b>                               |          |                    |                  |                  | <b>YEAR STRUCTURE BUILT</b>                          |        |                    |                  |                  |
| 1975 to March 1980 -----                                  | 10 773   | 5 011              | 3 894            | 1 868            | 1975 to March 1980 -----                             | 7 283  | 4 893              | 2 045            | 345              |
| 1970 to 1974 -----  | 3 430    | 1 064              | 1 379            | 987              | 1970 to 1974 -----                                   | 8 472  | 6 139              | 1 767            | 566              |
| 1960 to 1969 -----  | 2 261    | 881                | 737              | 643              | 1960 to 1969 -----                                   | 6 605  | 4 519              | 1 423            | 663              |
| 1950 to 1959 -----  | 1 361    | 497                | 572              | 292              | 1950 to 1959 -----                                   | 3 673  | 2 407              | 837              | 429              |
| 1940 to 1949 -----  | 815      | 342                | 237              | 236              | 1940 to 1949 -----                                   | 2 837  | 1 758              | 773              | 306              |
| 1939 or earlier -----                                     | 2 039    | 632                | 630              | 777              | 1939 or earlier -----                                | 7 472  | 4 488              | 1 798            | 1 186            |
| <b>UNITS IN STRUCTURE</b>                                 |          |                    |                  |                  | <b>UNITS IN STRUCTURE</b>                            |        |                    |                  |                  |
| 1, detached or attached -----                             | 13 961   | 6 040              | 5 206            | 2 715            | 1, detached or attached -----                        | 9 054  | 4 999              | 2 536            | 1 519            |
| 2 or more -----   | 5 617    | 1 892              | 1 860            | 1 865            | 2 -----  | 1 820  | 979                | 614              | 227              |
| Mobile home or trailer -----                              | 1 101    | 495                | 383              | 223              | 3 and 4 -----  | 2 939  | 1 985              | 673              | 281              |
|   |          |                    |                  |                  | 5 to 9 -----   | 3 594  | 2 420              | 846              | 328              |
| <b>HEATING EQUIPMENT</b>                                  |          |                    |                  |                  | <b>HEATING EQUIPMENT</b>                             |        |                    |                  |                  |
| Central heating system -----                              | 19 487   | 8 146              | 7 085            | 4 256            | 10 to 49 -----                                       | 12 899 | 9 784              | 2 397            | 718              |
| Other means -----   | 1 113    | 273                | 353              | 487              | 50 or more -----                                     | 4 262  | 3 037              | 1 045            | 180              |
| None -----  | 79       | 8                  | 11               | 60               | Mobile home or trailer -----                         | 1 774  | 1 000              | 532              | 242              |
| <b>PRICE ASKED</b>  |          |                    |                  |                  | <b>RENT ASKED</b>                                    |        |                    |                  |                  |
| <b>Specified vacant for sale only housing units</b> ----- |          |                    |                  |                  | <b>Specified vacant for rent housing units</b> ----- |        |                    |                  |                  |
|   | 12 882   | 5 679              | 4 782            | 2 421            |  | 35 724 | 23 966             | 8 473            | 3 285            |
| Less than \$10,000 -----                                  | 211      | 16                 | 58               | 137              | Less than \$100 -----                                | 2 471  | 1 295              | 670              | 506              |
| \$10,000 to \$19,999 -----                                | 369      | 93                 | 89               | 187              | \$100 to \$149 -----                                 | 4 251  | 2 686              | 948              | 617              |
| \$20,000 to \$29,999 -----                                | 548      | 154                | 192              | 202              | \$150 to \$199 -----                                 | 6 374  | 4 227              | 1 518            | 629              |
| \$30,000 to \$39,999 -----                                | 622      | 195                | 248              | 179              | \$200 to \$249 -----                                 | 7 027  | 5 083              | 1 454            | 490              |
| \$40,000 to \$49,999 -----                                | 971      | 468                | 327              | 176              | \$250 to \$299 -----                                 | 5 888  | 4 398              | 1 121            | 369              |
| \$50,000 to \$59,999 -----                                | 1 507    | 703                | 601              | 203              | \$300 to \$399 -----                                 | 6 008  | 4 064              | 1 540            | 404              |
| \$60,000 to \$79,999 -----                                | 4 012    | 1 866              | 1 591            | 555              | \$400 or more -----                                  | 3 705  | 2 213              | 1 222            | 270              |
| \$80,000 to \$99,999 -----                                | 2 054    | 966                | 752              | 336              | Median -----   | \$233  | \$237              | \$237            | \$186            |
| \$100,000 or more -----                                   | 2 588    | 1 218              | 924              | 446              |  |        |                    |                  |                  |
| Median -----  | \$70 900 | \$72 100           | \$70 800         | \$67 100         |  |        |                    |                  |                  |

Table A—13. Price Asked and Rent Asked for Year-Round Vacant Housing Units: 1980

[Data are estimates based on a sample, see Introduction. For meaning of symbols, see Introduction. For definitions of terms, see appendixes A and B]

| The State   | Price asked—Specified vacant for sale only housing units |                    |                      |                      |                      |                   |                  | Rent asked—Specified vacant for rent housing units |                 |                |                |                |               |                  |
|---|--|--------------------|----------------------|----------------------|----------------------|-------------------|------------------|--|-----------------|----------------|----------------|----------------|---------------|------------------|
|   | Total  | Less than \$10,000 | \$10,000 to \$29,999 | \$30,000 to \$49,999 | \$50,000 to \$99,999 | \$100,000 or more | Median (dollars) | Total  | Less than \$100 | \$100 to \$199 | \$200 to \$299 | \$300 to \$399 | \$400 or more | Median (dollars) |
| <b>Total</b> -----                                | 12 882   | 211                | 917                  | 1 593                | 7 573                | 2 588             | 70 900           | 35 724   | 2 471           | 10 625         | 12 915         | 6 008          | 3 705         | 233              |
| <b>PLUMBING FACILITIES</b>                        |  |                    |                      |                      |                      |                   |                  |  |                 |                |                |                |               |                  |
| Complete plumbing for exclusive use -----         | 12 704   | 150                | 865                  | 1 564                | 7 553                | 2 572             | 71 200           | 34 095   | 2 030           | 9 742          | 12 635         | 5 989          | 3 699         | 238              |
| Lacking complete plumbing for exclusive use ----- | 178  | 61                 | 52                   | 29                   | 20                   | 16                | 23 300           | 1 629  | 441             | 883            | 280            | 19             | 6             | 119              |
| <b>BEDROOMS</b>                                   |  |                    |                      |                      |                      |                   |                  |  |                 |                |                |                |               |                  |
| None -----  | 5  | —                  | —                    | —                    | 5                    | —                 | 85 000           | 2 998  | 524             | 1 723          | 455            | 175            | 121           | 143              |
| 1 -----   | 399  | 93                 | 136                  | 88                   | 64                   | 18                | 25 700           | 13 246   | 997             | 4 991          | 5 476          | 1 260          | 522           | 209              |
| 2 -----   | 2 887  | 86                 | 571                  | 801                  | 1 305                | 124               | 49 700           | 13 735   | 597             | 2 833          | 5 662          | 3 127          | 1 516         | 261              |
| 3 -----   | 5 661  | 32                 | 145                  | 570                  | 4 053                | 861               | 71 400           | 4 644  | 301             | 845            | 1 110          | 1 219          | 1 169         | 305              |
| 4 -----   | 3 363  | —                  | 56                   | 120                  | 1 929                | 1 258             | 87 000           | 888  | 34              | 161            | 190            | 186            | 317           | 329              |
| 5 or more -----                                   | 567  | —                  | 9                    | 14                   | 217                  | 327               | 120 100          | 213  | 18              | 72             | 22             | 41             | 60            | 289              |
| <b>YEAR STRUCTURE BUILT</b>                       |  |                    |                      |                      |                      |                   |                  |  |                 |                |                |                |               |                  |
| 1975 to March 1980 -----                          | 7 255  | 8                  | 55                   | 329                  | 4 905                | 1 958             | 79 400           | 7 249  | 305             | 762            | 2 462          | 1 990          | 1 730         | 304              |
| 1970 to 1974 -----                                | 1 145  | 2                  | 58                   | 104                  | 732                  | 249               | 72 500           | 8 448  | 185             | 1 664          | 3 849          | 1 850          | 900           | 261              |
| 1960 to 1969 -----                                | 1 248  | 19                 | 66                   | 200                  | 784                  | 179               | 67 400           | 6 528  | 201             | 1 799          | 3 102          | 863            | 563           | 234              |
| 1950 to 1959 -----                                | 1 037  | 27                 | 174                  | 308                  | 465                  | 63                | 50 600           | 3 619  | 273             | 1 418          | 1 199          | 542            | 187           | 206              |
| 1940 to 1949 -----                                | 655  | 32                 | 165                  | 199                  | 226                  | 33                | 45 400           | 2 736  | 344             | 1 130          | 859            | 320            | 83            | 188              |
| 1939 or earlier -----                             | 1 542  | 123                | 399                  | 453                  | 461                  | 106               | 41 200           | 7 144  | 1 163           | 3 852          | 1 444          | 443            | 242           | 155              |
| <b>UNITS IN STRUCTURE</b>                         |  |                    |                      |                      |                      |                   |                  |  |                 |                |                |                |               |                  |
| 1, detached or attached -----                     | 12 882   | 211                | 917                  | 1 593                | 7 573                | 2 588             | 70 900           | 8 436  | 737             | 2 640          | 2 140          | 1 697          | 1 222         | 235              |
| 2 or more -----                                   | ...  | ...                | ...                  | ...                  | ...                  | ...               | ...              | 25 514   | 1 482           | 7 190          | 10 281         | 4 242          | 2 319         | 237              |
| Mobile home or trailer -----                      | ...  | ...                | ...                  | ...                  | ...                  | ...               | ...              | 1 774  | 252             | 795            | 494            | 69             | 164           | 179              |

Table A-14. Value of Owner-Occupied Housing Units With a White Householder: 1980

[Data are estimates based on a sample, see Introduction. For meaning of symbols, see Introduction. For definitions of terms, see appendixes A and B]

| The State   | Total           | Less than \$10,000 | \$10,000 to \$19,999 | \$20,000 to \$29,999 | \$30,000 to \$39,999 | \$40,000 to \$49,999 | \$50,000 to \$59,999 | \$60,000 to \$79,999 | \$80,000 to \$99,999 | \$100,000 to \$149,999 | \$150,000 or more | Median (dollars) | Mean (dollars) |
|---|-----------------|--------------------|----------------------|----------------------|----------------------|----------------------|----------------------|----------------------|----------------------|------------------------|-------------------|------------------|----------------|
| <b>Specified owner-occupied housing units</b>   | <b>494 104</b>  | <b>3 907</b>       | <b>12 527</b>        | <b>24 637</b>        | <b>35 381</b>        | <b>56 180</b>        | <b>72 379</b>        | <b>151 050</b>       | <b>70 746</b>        | <b>48 084</b>          | <b>19 213</b>     | <b>64 800</b>    | <b>71 200</b>  |
| <b>HOUSEHOLD TYPE AND AGE OF HOUSEHOLDER</b>  |                 |                    |                      |                      |                      |                      |                      |                      |                      |                        |                   |                  |                |
| <b>Married-couple families</b>  | <b>378 340</b>  | <b>1 794</b>       | <b>6 714</b>         | <b>14 406</b>        | <b>22 845</b>        | <b>38 866</b>        | <b>53 804</b>        | <b>120 489</b>       | <b>60 571</b>        | <b>42 109</b>          | <b>16 742</b>     | <b>67 700</b>    | <b>74 800</b>  |
| 15 to 24 years  | 8 869           | 68                 | 132                  | 446                  | 945                  | 1 707                | 2 105                | 2 845                | 488                  | 94                     | 39                | 55 400           | 55 900         |
| 25 to 34 years  | 93 102          | 144                | 670                  | 1 868                | 4 601                | 9 540                | 14 802               | 36 206               | 15 473               | 7 811                  | 1 987             | 67 300           | 71 900         |
| 35 to 44 years  | 92 420          | 183                | 772                  | 1 756                | 3 033                | 6 426                | 10 070               | 29 948               | 19 650               | 14 767                 | 5 815             | 75 900           | 85 000         |
| 45 to 64 years  | 137 825         | 644                | 2 430                | 5 424                | 8 182                | 13 987               | 19 634               | 41 211               | 21 470               | 16 959                 | 7 884             | 68 400           | 77 300         |
| 65 years and over   | 46 124          | 755                | 2 710                | 4 912                | 6 084                | 7 206                | 7 193                | 10 279               | 3 490                | 2 478                  | 1 017             | 51 500           | 56 700         |
| <b>Male householder, no wife present</b>  | <b>39 437</b>   | <b>690</b>         | <b>1 749</b>         | <b>2 904</b>         | <b>3 405</b>         | <b>5 280</b>         | <b>6 052</b>         | <b>11 743</b>        | <b>3 988</b>         | <b>2 471</b>           | <b>1 155</b>      | <b>59 300</b>    | <b>63 300</b>  |
| 15 to 24 years  | 2 965           | 61                 | 60                   | 251                  | 255                  | 500                  | 573                  | 1 021                | 142                  | 87                     | 15                | 55 500           | 55 900         |
| 25 to 34 years  | 14 238          | 54                 | 261                  | 616                  | 1 048                | 1 695                | 2 531                | 5 361                | 1 562                | 781                    | 329               | 63 000           | 66 400         |
| 35 to 44 years  | 7 066           | 57                 | 121                  | 268                  | 399                  | 783                  | 943                  | 2 283                | 1 120                | 753                    | 339               | 68 100           | 74 700         |
| 45 to 64 years  | 8 728           | 189                | 508                  | 758                  | 779                  | 1 225                | 1 162                | 2 233                | 968                  | 601                    | 305               | 57 400           | 63 200         |
| 65 years and over   | 6 440           | 329                | 799                  | 1 011                | 924                  | 1 077                | 843                  | 845                  | 196                  | 249                    | 167               | 41 400           | 47 500         |
| <b>Female householder, no husband present</b>   | <b>76 327</b>   | <b>1 423</b>       | <b>4 064</b>         | <b>7 327</b>         | <b>9 131</b>         | <b>12 034</b>        | <b>12 523</b>        | <b>18 818</b>        | <b>6 187</b>         | <b>3 504</b>           | <b>1 316</b>      | <b>52 900</b>    | <b>57 000</b>  |
| 15 to 24 years  | 1 338           | 25                 | 44                   | 70                   | 115                  | 286                  | 281                  | 377                  | 78                   | 49                     | 13                | 54 700           | 57 200         |
| 25 to 34 years  | 10 683          | 33                 | 170                  | 461                  | 968                  | 1 710                | 2 039                | 3 417                | 1 102                | 609                    | 174               | 59 800           | 63 700         |
| 35 to 44 years  | 12 143          | 41                 | 156                  | 459                  | 821                  | 1 541                | 2 046                | 4 111                | 1 690                | 977                    | 301               | 64 300           | 69 300         |
| 45 to 64 years  | 23 585          | 337                | 989                  | 1 946                | 2 756                | 3 535                | 3 918                | 6 251                | 2 181                | 1 230                  | 442               | 54 900           | 59 600         |
| 65 years and over   | 28 578          | 987                | 2 705                | 4 391                | 4 471                | 4 962                | 4 239                | 4 662                | 1 136                | 639                    | 386               | 43 500           | 47 100         |
| <b>Median age</b>   | <b>45.5</b>     | <b>66.0</b>        | <b>64.8</b>          | <b>61.1</b>          | <b>55.9</b>          | <b>49.6</b>          | <b>45.7</b>          | <b>41.9</b>          | <b>42.0</b>          | <b>43.7</b>            | <b>46.0</b>       | ...              | ...            |
| <b>YEAR HOUSEHOLDER MOVED INTO UNIT</b>   |                 |                    |                      |                      |                      |                      |                      |                      |                      |                        |                   |                  |                |
| 1979 to March 1980  | 82 926          | 261                | 831                  | 1 961                | 3 620                | 7 832                | 11 452               | 29 625               | 14 146               | 9 347                  | 3 851             | 69 800           | 77 400         |
| 1975 to 1978  | 158 241         | 531                | 1 838                | 4 298                | 8 350                | 14 916               | 22 145               | 52 477               | 27 270               | 19 182                 | 7 234             | 69 600           | 77 300         |
| 1970 to 1974  | 84 752          | 523                | 1 722                | 3 717                | 5 426                | 9 085                | 11 601               | 25 205               | 14 107               | 9 777                  | 3 589             | 67 600           | 74 300         |
| 1960 to 1969  | 91 970          | 834                | 2 873                | 5 400                | 7 236                | 11 645               | 14 502               | 28 050               | 11 030               | 7 118                  | 3 282             | 62 100           | 67 600         |
| 1959 or earlier   | 76 215          | 1 758              | 5 263                | 9 261                | 10 749               | 12 702               | 12 679               | 15 693               | 4 193                | 2 660                  | 1 257             | 48 700           | 52 300         |
| <b>ROOMS</b>  |                 |                    |                      |                      |                      |                      |                      |                      |                      |                        |                   |                  |                |
| 1 to 3 rooms  | 7 985           | 851                | 1 197                | 1 261                | 1 125                | 1 110                | 807                  | 1 055                | 328                  | 178                    | 73                | 35 700           | 40 900         |
| 4 rooms   | 43 071          | 1 526              | 4 556                | 7 288                | 7 970                | 8 530                | 6 227                | 5 134                | 1 014                | 570                    | 256               | 40 200           | 42 300         |
| 5 rooms   | 91 023          | 908                | 3 938                | 8 804                | 13 122               | 18 321               | 18 575               | 20 590               | 4 428                | 1 712                  | 625               | 50 200           | 51 800         |
| 6 rooms   | 96 165          | 415                | 1 805                | 4 478                | 7 169                | 12 724               | 18 895               | 35 003               | 9 780                | 4 594                  | 1 302             | 61 100           | 63 300         |
| 7 rooms   | 91 114          | 104                | 654                  | 1 568                | 3 340                | 8 016                | 13 416               | 36 401               | 17 391               | 8 090                  | 2 134             | 69 800           | 74 100         |
| 8 or more rooms   | 164 746         | 103                | 377                  | 1 238                | 2 655                | 7 479                | 14 459               | 52 867               | 37 805               | 32 940                 | 14 823            | 81 500           | 93 800         |
| <b>Median</b>   | <b>6.6</b>      | <b>4.2</b>         | <b>4.6</b>           | <b>4.9</b>           | <b>5.2</b>           | <b>5.5</b>           | <b>6.1</b>           | <b>6.9</b>           | <b>7.6</b>           | <b>8.2</b>             | <b>8.5+</b>       | ...              | ...            |
| <b>BEDROOMS</b>   |                 |                    |                      |                      |                      |                      |                      |                      |                      |                        |                   |                  |                |
| None  | 440             | 66                 | 63                   | 78                   | 68                   | 75                   | 18                   | 48                   | 21                   | -                      | 3                 | 31 700           | 35 600         |
| 1   | 11 474          | 887                | 1 738                | 1 999                | 1 759                | 1 699                | 1 256                | 1 431                | 401                  | 217                    | 87                | 36 000           | 40 600         |
| 2   | 105 289         | 2 039              | 6 887                | 12 805               | 15 577               | 19 521               | 18 542               | 20 700               | 5 356                | 2 677                  | 1 185             | 47 800           | 50 500         |
| 3   | 215 505         | 770                | 3 092                | 8 027                | 14 215               | 25 941               | 36 006               | 75 093               | 31 144               | 16 142                 | 5 075             | 64 500           | 68 900         |
| 4   | 128 036         | 121                | 648                  | 1 419                | 3 096                | 7 408                | 13 585               | 43 619               | 27 297               | 22 447                 | 8 396             | 77 200           | 87 300         |
| 5 or more   | 33 360          | 24                 | 99                   | 309                  | 666                  | 1 536                | 2 972                | 10 159               | 6 527                | 6 601                  | 4 467             | 82 500           | 99 800         |
| <b>YEAR STRUCTURE BUILT</b>   |                 |                    |                      |                      |                      |                      |                      |                      |                      |                        |                   |                  |                |
| 1975 to March 1980  | 102 296         | 118                | 275                  | 628                  | 1 587                | 5 015                | 10 212               | 36 655               | 23 121               | 17 448                 | 7 237             | 78 100           | 89 100         |
| 1970 to 1974  | 74 754          | 163                | 402                  | 1 018                | 2 274                | 5 361                | 9 445                | 26 115               | 16 072               | 10 684                 | 3 220             | 74 100           | 81 300         |
| 1960 to 1969  | 100 275         | 308                | 764                  | 1 795                | 4 252                | 9 861                | 15 224               | 37 038               | 16 824               | 10 379                 | 3 830             | 69 000           | 76 000         |
| 1950 to 1959  | 96 232          | 448                | 1 629                | 4 703                | 9 609                | 16 000               | 19 898               | 30 183               | 7 318                | 4 531                  | 1 913             | 57 600           | 61 800         |
| 1940 to 1949  | 35 164          | 465                | 1 948                | 3 780                | 5 396                | 6 740                | 6 373                | 6 685                | 1 883                | 1 259                  | 635               | 48 900           | 53 300         |
| 1939 or earlier   | 85 383          | 2 405              | 7 509                | 12 713               | 12 263               | 13 203               | 11 227               | 14 374               | 5 528                | 3 783                  | 2 378             | 45 700           | 52 900         |
| <b>HOUSEHOLD INCOME IN 1979</b>   |                 |                    |                      |                      |                      |                      |                      |                      |                      |                        |                   |                  |                |
| Less than \$5,000   | 27 769          | 1 458              | 3 146                | 4 591                | 4 160                | 4 030                | 3 557                | 4 034                | 1 342                | 1 049                  | 402               | 41 300           | 46 700         |
| \$5,000 to \$9,999  | 44 671          | 1 098              | 3 642                | 6 335                | 6 985                | 8 235                | 6 426                | 8 086                | 2 142                | 1 129                  | 593               | 45 100           | 48 900         |
| \$10,000 to \$14,999  | 26 391          | 438                | 1 325                | 2 610                | 3 785                | 4 955                | 4 593                | 5 829                | 1 612                | 914                    | 330               | 50 200           | 53 800         |
| \$15,000 to \$19,999  | 25 728          | 261                | 1 082                | 2 046                | 3 184                | 5 035                | 4 880                | 6 259                | 1 877                | 887                    | 217               | 52 200           | 55 300         |
| \$20,000 to \$24,999  | 65 091          | 325                | 1 478                | 3 474                | 6 318                | 11 052               | 13 896               | 20 205               | 5 196                | 2 468                  | 679               | 56 800           | 59 500         |
| \$25,000 to \$29,999  | 75 802          | 144                | 938                  | 2 517                | 4 918                | 9 292                | 14 039               | 29 431               | 9 549                | 3 847                  | 1 127             | 63 400           | 66 100         |
| \$30,000 to \$34,999  | 116 240         | 122                | 624                  | 2 079                | 4 371                | 9 567                | 16 765               | 46 187               | 22 889               | 11 317                 | 2 319             | 70 200           | 74 400         |
| \$35,000 to \$49,999  | 73 534          | 34                 | 206                  | 819                  | 1 378                | 3 112                | 6 548                | 24 121               | 18 265               | 14 997                 | 4 054             | 80 500           | 88 700         |
| \$50,000 or more  | 38 878          | 27                 | 86                   | 166                  | 282                  | 902                  | 1 675                | 6 898                | 7 874                | 11 476                 | 9 492             | 105 700          | 122 900        |
| <b>Median</b>   | <b>\$23 699</b> | <b>\$6 819</b>     | <b>\$9 171</b>       | <b>\$11 334</b>      | <b>\$14 667</b>      | <b>\$17 666</b>      | <b>\$20 932</b>      | <b>\$25 284</b>      | <b>\$30 653</b>      | <b>\$36 812</b>        | <b>\$49 478</b>   | ...              | ...            |
| <b>Mean</b>   | <b>\$26 846</b> | <b>\$9 316</b>     | <b>\$11 573</b>      | <b>\$13 754</b>      | <b>\$16 181</b>      | <b>\$18 828</b>      | <b>\$22 000</b>      | <b>\$26 617</b>      | <b>\$33 038</b>      | <b>\$40 763</b>        | <b>\$62 670</b>   | ...              | ...            |
| <b>MORTGAGE STATUS AND SELECTED MONTHLY OWNER COSTS AS PERCENTAGE OF HOUSEHOLD INCOME IN 1979</b> |                 |                    |                      |                      |                      |                      |                      |                      |                      |                        |                   |                  |                |
| <b>With a mortgage</b>  | <b>372 366</b>  | <b>618</b>         | <b>3 657</b>         | <b>10 259</b>        | <b>19 805</b>        | <b>37 953</b>        | <b>54 725</b>        | <b>126 794</b>       | <b>61 752</b>        | <b>41 375</b>          | <b>15 428</b>     | <b>68 500</b>    | <b>75 800</b>  |
| Less than 15 percent  | 105 349         | 229                | 1 039                | 3 114                | 6 002                | 10 834               | 15 466               | 34 380               | 17 264               | 12 110                 | 4 911             | 68 400           | 76 600         |
| 15 to 19 percent  | 70 060          | 98                 | 669                  | 1 670                | 3 730                | 6 902                | 10 028               | 23 596               | 12 204               | 8 347                  | 2 816             | 69 400           | 76 400         |
| 20 to 24 percent  | 61 216          | 57                 | 575                  | 1 308                | 2 812                | 6 335                | 9 020                | 21 825               | 10 316               | 6 819                  | 2 149             | 69 100           | 75 500         |
| 25 to 29 percent  | 44 781          | 39                 | 283                  | 1 138                | 2 036                | 4 230                | 6 720                | 15 927               | 7 801                | 4 951                  | 1 656             | 69 000           | 75 800         |
| 30 to 34 percent  | 29 312          | 31                 | 212                  | 710                  | 1 324                | 2 965                | 4 235                | 10 717               | 5 109                | 2 942                  | 1 067             | 69 000           | 75 300         |
| 35 percent or more  | 60 137          | 158                | 859                  | 2 268                | 3 795                | 6 512                | 9 055                | 19 919               | 8 837                | 6 021                  | 2 713             | 66 500           | 74 200         |
| Not computed  | 1 511           | 6                  | 20                   | 51                   | 106                  | 175                  | 201                  | 430                  | 221                  | 185                    | 116               | 68 300           | 81 000         |
| <b>Median</b>   | <b>20.8</b>     | <b>18.9</b>        | <b>21.0</b>          | <b>21.2</b>          | <b>20.2</b>          | <b>20.9</b>          | <b>21.0</b>          | <b>21.2</b>          | <b>20.6</b>          | <b>20.1</b>            | <b>19.9</b>       | ...              | ...            |
| <b>Not mortgaged</b>  | <b>121 738</b>  | <b>3 289</b>       | <b>8 870</b>         | <b>14 378</b>        | <b>15 576</b>        | <b>18 227</b>        | <b>17 654</b>        | <b>24 256</b>        | <b>8 994</b>         | <b>6 709</b>           | <b>3 785</b>      | <b>50 200</b>    | <b>56 800</b>  |
| Less than 10 percent  | 53 696          | 855                | 2 654                | 4 703                | 5 385                | 7 371                | 8 125                | 12 840               | 5 323                | 4 125                  | 2 315             | 56 500           | 64 700         |
| 10 to 14 percent  | 24 984          | 742                | 1 889                | 3 100                | 3 593                | 3 800                | 3 626                | 4 777                | 1 670                | 1 205                  | 582               | 48 300           | 53 900         |
| 15 to 19 percent  | 13 590          | 386                | 1 125                | 1 840                | 2 307                | 2 196                | 2 000                | 2 351                | 668                  | 386                    | 331               | 44 900           | 50 800         |
| 20 to 24 percent  | 8 613           | 338                | 907                  | 1 350                | 1 127                | 1 515                | 1 162                | 1 410                | 382                  | 282                    | 140               | 43 700           | 48 100         |
| 25 to 29 percent  | 5 524           | 279                | 631                  | 942                  | 906                  | 919                  | 779                  | 627                  | 206                  | 164                    | 71                | 40 000           | 44 7           |

Table A-15. Gross Rent of Renter-Occupied Housing Units With a White Householder: 1980

[Data are estimates based on a sample, see Introduction. For meaning of symbols, see Introduction. For definitions of terms, see appendixes A and B.]

| The State   | Total   | Less than \$100 | \$100 to \$149 | \$150 to \$199 | \$200 to \$249 | \$250 to \$299 | \$300 to \$349 | \$350 to \$399 | \$400 to \$499 | \$500 or more | No cash rent | Median (dollars) |
|---|---------|-----------------|----------------|----------------|----------------|----------------|----------------|----------------|----------------|---------------|--------------|------------------|
| Specified renter-occupied housing units.....                              | 314 759 | 14 191          | 22 300         | 44 317         | 63 506         | 51 725         | 37 742         | 22 858         | 26 358         | 19 079        | 12 683       | 256              |
| <b>HOUSEHOLD TYPE AND AGE OF HOUSEHOLDER</b>                              |         |                 |                |                |                |                |                |                |                |               |              |                  |
| Married-couple families.....  | 103 399 | 1 049           | 3 716          | 10 742         | 17 842         | 16 770         | 14 632         | 10 014         | 12 580         | 9 087         | 6 967        | 294              |
| 15 to 24 years.....   | 21 319  | 145             | 659            | 3 191          | 5 283          | 4 491          | 3 092          | 1 628          | 1 431          | 595           | 804          | 261              |
| 25 to 34 years.....   | 42 390  | 222             | 1 034          | 3 647          | 7 193          | 6 989          | 6 582          | 4 699          | 5 851          | 3 777         | 2 396        | 307              |
| 35 to 44 years.....   | 15 182  | 107             | 317            | 1 053          | 1 661          | 1 875          | 1 981          | 1 545          | 2 852          | 2 616         | 1 175        | 350              |
| 45 to 64 years.....   | 15 293  | 229             | 629            | 1 371          | 1 998          | 2 043          | 2 098          | 1 532          | 1 878          | 1 830         | 1 685        | 313              |
| 65 years and over.....  | 9 215   | 346             | 1 077          | 1 480          | 1 707          | 1 372          | 879            | 610            | 568            | 269           | 907          | 235              |
| Male householder, no wife present.....                                    | 94 445  | 3 849           | 7 992          | 14 770         | 20 171         | 15 704         | 10 498         | 6 091          | 6 996          | 5 613         | 2 761        | 248              |
| 15 to 24 years.....   | 29 476  | 462             | 1 732          | 4 462          | 7 083          | 5 038          | 3 455          | 2 112          | 2 346          | 2 160         | 626          | 256              |
| 25 to 34 years.....   | 37 185  | 596             | 2 403          | 5 607          | 7 931          | 6 949          | 4 637          | 2 661          | 3 147          | 2 419         | 835          | 261              |
| 35 to 44 years.....   | 10 191  | 265             | 791            | 1 441          | 2 242          | 1 798          | 1 226          | 701            | 902            | 556           | 269          | 256              |
| 45 to 64 years.....   | 11 614  | 1 135           | 1 707          | 2 258          | 2 193          | 1 452          | 942            | 490            | 480            | 425           | 532          | 209              |
| 65 years and over.....  | 5 979   | 1 391           | 1 359          | 1 002          | 722            | 467            | 238            | 127            | 121            | 53            | 499          | 149              |
| Female householder, no husband present.....                               | 116 915 | 9 293           | 10 592         | 18 805         | 25 493         | 19 251         | 12 612         | 6 753          | 6 782          | 4 379         | 2 955        | 235              |
| 15 to 24 years.....   | 27 559  | 726             | 1 616          | 4 687          | 7 537          | 5 070          | 3 138          | 1 639          | 1 543          | 1 243         | 360          | 243              |
| 25 to 34 years.....   | 34 489  | 978             | 1 825          | 4 763          | 8 093          | 6 814          | 4 773          | 2 527          | 2 619          | 1 700         | 397          | 259              |
| 35 to 44 years.....   | 11 630  | 436             | 587            | 1 176          | 2 240          | 2 328          | 1 589          | 1 117          | 1 226          | 679           | 252          | 277              |
| 45 to 64 years.....   | 16 920  | 1 516           | 1 797          | 3 214          | 3 499          | 2 618          | 1 773          | 850            | 739            | 385           | 529          | 222              |
| 65 years and over.....  | 26 317  | 5 637           | 4 767          | 4 965          | 4 124          | 2 421          | 1 339          | 620            | 655            | 372           | 1 417        | 172              |
| Median age.....   | 30.9    | 65.9            | 46.3           | 30.7           | 28.8           | 29.2           | 29.5           | 30.1           | 31.3           | 31.8          | 40.1         | ...              |
| <b>YEAR HOUSEHOLDER MOVED INTO UNIT</b>                                   |         |                 |                |                |                |                |                |                |                |               |              |                  |
| 1979 to March 1980.....   | 188 003 | 5 285           | 9 783          | 23 542         | 38 377         | 32 304         | 24 579         | 15 476         | 18 714         | 14 981        | 4 962        | 271              |
| 1975 to 1978.....   | 88 910  | 5 102           | 6 935          | 13 377         | 18 592         | 15 186         | 10 422         | 5 902          | 6 294          | 3 444         | 3 656        | 246              |
| 1970 to 1974.....   | 21 365  | 2 302           | 3 069          | 3 963          | 3 755          | 2 668          | 1 774          | 1 044          | 872            | 381           | 1 537        | 207              |
| 1960 to 1969.....   | 11 553  | 1 040           | 1 711          | 2 527          | 2 116          | 1 243          | 673            | 387            | 392            | 217           | 1 247        | 197              |
| 1959 or earlier.....  | 4 928   | 462             | 802            | 908            | 666            | 324            | 294            | 49             | 86             | 56            | 1 281        | 177              |
| <b>ROOMS</b>  |         |                 |                |                |                |                |                |                |                |               |              |                  |
| 1 room.....   | 11 256  | 2 424           | 2 838          | 2 504          | 1 822          | 673            | 213            | 79             | 137            | 216           | 350          | 153              |
| 2 rooms.....  | 29 032  | 3 034           | 4 710          | 7 211          | 7 388          | 3 423          | 1 512          | 455            | 469            | 265           | 565          | 196              |
| 3 rooms.....  | 73 492  | 5 341           | 7 810          | 16 563         | 20 892         | 12 564         | 5 280          | 1 622          | 1 241          | 776           | 1 403        | 213              |
| 4 rooms.....  | 97 276  | 1 976           | 4 375          | 11 843         | 21 787         | 22 209         | 16 283         | 8 158          | 5 578          | 1 780         | 3 287        | 266              |
| 5 rooms.....  | 53 208  | 1 022           | 1 734          | 4 179          | 7 615          | 8 912          | 9 217          | 6 738          | 7 652          | 3 232         | 2 907        | 309              |
| 6 rooms.....  | 24 263  | 315             | 598            | 1 329          | 2 531          | 2 447          | 2 936          | 3 072          | 5 004          | 4 284         | 1 747        | 368              |
| 7 or more rooms.....  | 26 232  | 79              | 235            | 688            | 1 471          | 1 497          | 2 301          | 2 734          | 6 277          | 8 526         | 2 424        | 446              |
| Median.....   | 3.9     | 2.8             | 3.0            | 3.3            | 3.6            | 3.9            | 4.2            | 4.7            | 5.3            | 6.3           | 4.8          | ...              |
| <b>PLUMBING FACILITIES BY PERSONS PER ROOM AND POVERTY STATUS IN 1979</b> |         |                 |                |                |                |                |                |                |                |               |              |                  |
| All income levels in 1979.....  | 314 759 | 14 191          | 22 300         | 44 317         | 63 506         | 51 725         | 37 742         | 22 858         | 26 358         | 19 079        | 12 683       | 256              |
| Complete plumbing for exclusive use.....                                  | 307 760 | 12 607          | 20 878         | 43 333         | 62 649         | 50 988         | 37 367         | 22 617         | 26 221         | 19 015        | 12 085       | 258              |
| 0.50 or less.....   | 201 216 | 9 050           | 14 194         | 29 436         | 42 053         | 33 870         | 24 247         | 14 172         | 15 076         | 11 211        | 7 907        | 253              |
| 0.51 to 1.00.....   | 97 162  | 3 321           | 6 027          | 12 327         | 18 574         | 15 574         | 12 054         | 7 759          | 10 338         | 7 368         | 3 820        | 270              |
| 1.01 to 1.50.....   | 6 824   | 149             | 446            | 986            | 1 312          | 1 169          | 895            | 576            | 662            | 373           | 256          | 265              |
| 1.51 or more.....   | 2 558   | 87              | 211            | 584            | 710            | 375            | 171            | 110            | 145            | 63            | 102          | 227              |
| Locking complete plumbing for exclusive use.....                          | 6 999   | 1 584           | 1 422          | 984            | 857            | 737            | 375            | 241            | 137            | 64            | 598          | 160              |
| 0.50 or less.....   | 3 611   | 667             | 620            | 532            | 532            | 442            | 260            | 160            | 70             | 32            | 296          | 184              |
| 0.51 to 1.00.....   | 3 019   | 872             | 735            | 382            | 298            | 252            | 92             | 72             | 67             | 22            | 227          | 127              |
| 1.01 to 1.50.....   | 132     | 2               | 2              | 18             | 24             | 23             | 7              | -              | -              | -             | 47           | 221              |
| 1.51 or more.....   | 237     | 34              | 65             | 52             | 3              | 20             | 16             | 9              | -              | 10            | 28           | 158              |
| Income in 1979 below poverty level.....                                   | 55 517  | 7 826           | 6 703          | 9 614          | 10 059         | 6 790          | 4 577          | 2 620          | 2 973          | 2 061         | 2 294        | 211              |
| Complete plumbing for exclusive use.....                                  | 53 184  | 7 021           | 6 191          | 9 360          | 9 842          | 6 654          | 4 482          | 2 574          | 2 918          | 2 041         | 2 101        | 214              |
| 1.01 or more persons per room.....  | 2 960   | 119             | 270            | 602            | 685            | 443            | 375            | 115            | 139            | 99            | 113          | 229              |
| Locking complete plumbing for exclusive use.....                          | 2 333   | 805             | 512            | 254            | 217            | 136            | 95             | 46             | 55             | 20            | 193          | 120              |
| 1.01 or more persons per room.....  | 188     | 28              | 19             | 46             | 17             | 23             | 23             | 2              | -              | -             | 30           | 188              |
| <b>BEDROOMS</b>   |         |                 |                |                |                |                |                |                |                |               |              |                  |
| None.....   | 15 332  | 3 016           | 4 089          | 3 811          | 2 421          | 829            | 288            | 100            | 156            | 216           | 406          | 154              |
| 1.....  | 108 949 | 8 187           | 12 458         | 25 158         | 31 052         | 17 797         | 7 757          | 2 159          | 1 491          | 718           | 2 172        | 210              |
| 2.....  | 125 963 | 2 031           | 4 391          | 12 506         | 24 401         | 27 592         | 22 415         | 13 068         | 10 846         | 3 912         | 4 801        | 282              |
| 3.....  | 47 729  | 774             | 1 164          | 2 268          | 4 673          | 4 578          | 6 180          | 6 226          | 10 157         | 8 015         | 3 694        | 369              |
| 4.....  | 13 277  | 178             | 172            | 484            | 809            | 751            | 907            | 1 093          | 3 015          | 4 639         | 1 229        | 454              |
| 5 or more.....  | 3 509   | 5               | 26             | 90             | 150            | 178            | 195            | 212            | 693            | 1 579         | 381          | 500+             |
| <b>UNITS IN STRUCTURE</b>   |         |                 |                |                |                |                |                |                |                |               |              |                  |
| 1, detached or attached.....  | 95 733  | 1 866           | 4 973          | 9 238          | 12 033         | 11 025         | 10 842         | 9 545          | 15 838         | 13 581        | 6 792        | 325              |
| 2.....  | 23 341  | 554             | 2 030          | 3 401          | 4 192          | 3 423          | 3 027          | 2 549          | 1 989          | 1 265         | 911          | 265              |
| 3 and 4.....  | 26 859  | 1 015           | 2 256          | 4 626          | 5 865          | 4 536          | 3 347          | 2 011          | 1 701          | 795           | 707          | 244              |
| 5 to 9.....   | 27 807  | 1 776           | 2 889          | 5 323          | 6 418          | 4 318          | 2 818          | 1 367          | 1 285          | 886           | 727          | 225              |
| 10 to 49.....   | 90 658  | 4 374           | 5 802          | 15 600         | 25 244         | 18 892         | 10 695         | 4 123          | 2 819          | 1 363         | 1 746        | 236              |
| 50 or more.....   | 39 658  | 4 361           | 3 335          | 4 362          | 7 305          | 7 810          | 5 901          | 2 717          | 2 342          | 1 033         | 492          | 251              |
| Mobile home or trailer, etc.....  | 10 703  | 245             | 1 015          | 1 767          | 2 449          | 1 721          | 1 112          | 546            | 384            | 156           | 1 308        | 235              |
| <b>YEAR STRUCTURE BUILT</b>   |         |                 |                |                |                |                |                |                |                |               |              |                  |
| 1975 to March 1980.....   | 44 327  | 3 301           | 1 661          | 2 311          | 5 533          | 7 218          | 7 195          | 4 363          | 5 735          | 5 902         | 1 108        | 311              |
| 1970 to 1974.....   | 71 205  | 2 783           | 2 130          | 6 176          | 16 392         | 15 018         | 10 656         | 5 984          | 6 034          | 4 330         | 1 702        | 273              |
| 1960 to 1969.....   | 71 793  | 1 877           | 2 962          | 9 616          | 17 502         | 13 300         | 8 624          | 5 016          | 5 975          | 4 212         | 2 709        | 259              |
| 1950 to 1959.....   | 44 242  | 1 091           | 2 849          | 8 111          | 9 255          | 6 707          | 4 622          | 3 090          | 4 115          | 2 183         | 2 219        | 248              |
| 1940 to 1949.....   | 26 486  | 1 181           | 3 179          | 5 491          | 5 258          | 3 493          | 2 440          | 1 714          | 1 735          | 783           | 1 212        | 223              |
| 1939 or earlier.....  | 56 706  | 3 958           | 9 519          | 12 612         | 9 566          | 5 989          | 4 205          | 2 691          | 2 764          | 1 669         | 3 733        | 202              |
| <b>STORIES IN STRUCTURE</b>   |         |                 |                |                |                |                |                |                |                |               |              |                  |
| 1 to 3.....   | 280 329 | 10 423          | 18 744         | 40 146         | 57 057         | 45 495         | 33 062         | 20 495         | 24 276         | 18 388        | 12 243       | 258              |
| 4 or more.....  | 34 430  | 3 768           | 3 556          | 4 171          | 6 449          | 6 230          | 4 680          | 2 363          | 2 082          | 691           | 440          | 242              |
| With elevator.....  | 29 507  | 3 439           | 2 881          | 2 885          | 5 318          | 5 527          | 4 445          | 2 220          | 1 866          | 549           | 377          | 250              |
| <b>GROSS RENT AS PERCENTAGE OF HOUSEHOLD INCOME IN 1979</b>               |         |                 |                |                |                |                |                |                |                |               |              |                  |
| Less than 15 percent.....   | 44 190  | 3 379           | 5 047          | 8 233          | 10 462         | 7 301          | 4 265          | 2 214          | 1 929          | 1 360         | ...          | 224              |
| 15 to 19 percent.....   | 48 803  | 2 148           | 3 241          | 7 378          | 10 587         | 8 863          | 6 674          | 3 625          | 3 981          | 2 306         | ...          | 256              |
| 20 to 24 percent.....   | 47 534  | 3 387           | 2 624          | 6 238          | 9 491          | 8 218          | 6 553          | 3 898          | 4 101          | 3 024         | ...          | 262              |
| 25 to 29 percent.....   | 37 092  | 1 964           | 2 277          | 4 268          | 7 621          | 6 620          | 4 888          | 3 059          | 3 582          | 2 813         | ...          | 267              |
| 30 to 34 percent.....   | 26 403  | 930             | 1 675          | 3 098          | 5 383          | 4 671          | 3 772          | 2 202          | 2 742          | 1 930         | ...          | 271              |
| 35 to 49 percent.....   | 43 118  | 1 160           | 3 318          | 6 108          | 8 318          | 7 104          | 5 213          | 3 690          | 4 780          | 3 427         | ...          | 268              |
| 50 percent or more.....   | 51 283  | 928             | 3 799          | 8 270          | 10 859         | 8 410          |                |                |                |               |              |                  |

**Table A-16. Income and Poverty Status in 1979 of Owner-Occupied Housing Units With a White Householder: 1980**

[Data are estimates based on a sample, see Introduction. For meaning of symbols, see Introduction. For definitions of terms, see appendixes A and B]

| The State   | Household income in 1979 |                   |                    |                      |                      |                      |                      |                      |                      |                  |                  |                | Income in 1979 below poverty level |
|---|--------------------------|-------------------|--------------------|----------------------|----------------------|----------------------|----------------------|----------------------|----------------------|------------------|------------------|----------------|------------------------------------|
|   | Total                    | Less than \$5,000 | \$5,000 to \$9,999 | \$10,000 to \$12,499 | \$12,500 to \$14,999 | \$15,000 to \$19,999 | \$20,000 to \$24,999 | \$25,000 to \$34,999 | \$35,000 to \$49,999 | \$50,000 or more | Median (dollars) | Mean (dollars) |                                    |
| <b>Owner-occupied housing units</b>   | <b>641 100</b>           | <b>41 205</b>     | <b>65 153</b>      | <b>38 818</b>        | <b>36 816</b>        | <b>88 259</b>        | <b>95 555</b>        | <b>140 038</b>       | <b>87 275</b>        | <b>47 981</b>    | <b>22 413</b>    | <b>25 882</b>  | <b>36 413</b>                      |
| <b>HOUSEHOLD TYPE AND AGE OF HOUSEHOLDER</b>  |                          |                   |                    |                      |                      |                      |                      |                      |                      |                  |                  |                |                                    |
| <b>Married-couple families</b>  | <b>468 532</b>           | <b>11 744</b>     | <b>32 368</b>      | <b>22 502</b>        | <b>23 233</b>        | <b>62 160</b>        | <b>76 097</b>        | <b>120 068</b>       | <b>77 899</b>        | <b>42 461</b>    | <b>25 411</b>    | <b>29 053</b>  | <b>14 576</b>                      |
| 15 to 24 years  | 13 662                   | 365               | 1 244              | 1 319                | 1 377                | 3 262                | 3 048                | 2 394                | 507                  | 146              | 18 903           | 19 479         | 573                                |
| 25 to 34 years  | 111 027                  | 1 577             | 3 795              | 4 468                | 5 671                | 19 402               | 25 201               | 32 774               | 13 559               | 4 580            | 24 021           | 25 937         | 2 786                              |
| 35 to 44 years  | 109 466                  | 1 639             | 2 513              | 2 644                | 3 003                | 11 549               | 18 271               | 34 352               | 22 902               | 12 593           | 28 964           | 32 956         | 2 822                              |
| 45 to 64 years  | 172 799                  | 4 287             | 8 076              | 6 258                | 6 763                | 18 643               | 23 801               | 44 688               | 37 499               | 22 784           | 28 770           | 33 219         | 5 289                              |
| 65 years and over   | 61 578                   | 3 876             | 16 740             | 7 813                | 6 419                | 9 304                | 5 776                | 5 860                | 3 432                | 2 358            | 13 419           | 18 165         | 3 106                              |
| <b>Male householder, no wife present</b>  | <b>62 572</b>            | <b>5 875</b>      | <b>7 483</b>       | <b>4 608</b>         | <b>4 317</b>         | <b>10 265</b>        | <b>9 380</b>         | <b>10 962</b>        | <b>5 868</b>         | <b>3 814</b>     | <b>19 357</b>    | <b>23 016</b>  | <b>4 478</b>                       |
| 15 to 24 years  | 6 045                    | 689               | 869                | 780                  | 565                  | 1 210                | 736                  | 757                  | 329                  | 110              | 15 515           | 17 235         | 771                                |
| 25 to 34 years  | 21 861                   | 863               | 1 515              | 1 468                | 1 690                | 4 358                | 4 041                | 4 457                | 2 285                | 1 184            | 21 086           | 24 440         | 862                                |
| 35 to 44 years  | 11 251                   | 447               | 632                | 573                  | 655                  | 1 794                | 2 040                | 2 583                | 1 339                | 1 188            | 23 377           | 28 942         | 481                                |
| 45 to 64 years  | 14 174                   | 1 266             | 1 469              | 961                  | 850                  | 2 203                | 2 088                | 2 616                | 1 597                | 1 124            | 20 714           | 25 126         | 1 121                              |
| 65 years and over   | 9 241                    | 2 610             | 2 998              | 826                  | 557                  | 700                  | 475                  | 549                  | 318                  | 208              | 8 071            | 12 978         | 1 243                              |
| <b>Female householder, no husband present</b>   | <b>109 996</b>           | <b>23 586</b>     | <b>25 302</b>      | <b>11 708</b>        | <b>9 266</b>         | <b>15 834</b>        | <b>10 078</b>        | <b>9 008</b>         | <b>3 508</b>         | <b>1 706</b>     | <b>11 305</b>    | <b>14 005</b>  | <b>17 359</b>                      |
| 15 to 24 years  | 3 161                    | 546               | 693                | 484                  | 318                  | 437                  | 250                  | 295                  | 106                  | 32               | 11 764           | 15 510         | 686                                |
| 25 to 34 years  | 17 302                   | 1 681             | 2 993              | 2 123                | 1 892                | 3 757                | 2 005                | 1 793                | 785                  | 273              | 14 950           | 16 574         | 2 200                              |
| 35 to 44 years  | 16 842                   | 1 538             | 2 341              | 2 013                | 1 872                | 3 533                | 2 489                | 1 949                | 759                  | 348              | 15 810           | 17 554         | 1 997                              |
| 45 to 64 years  | 33 578                   | 4 844             | 6 735              | 3 838                | 3 259                | 5 548                | 3 821                | 3 542                | 1 344                | 647              | 13 552           | 16 044         | 4 208                              |
| 65 years and over   | 39 113                   | 14 977            | 12 540             | 3 250                | 1 925                | 2 559                | 1 513                | 1 429                | 514                  | 406              | 6 517            | 9 467          | 8 268                              |
| <b>Median age</b>   | <b>45.9</b>              | <b>65.9</b>       | <b>64.8</b>        | <b>53.5</b>          | <b>48.8</b>          | <b>41.3</b>          | <b>39.6</b>          | <b>41.8</b>          | <b>45.4</b>          | <b>47.3</b>      | <b>...</b>       | <b>...</b>     | <b>56.2</b>                        |
| <b>YEAR HOUSEHOLDER MOVED INTO UNIT</b>   |                          |                   |                    |                      |                      |                      |                      |                      |                      |                  |                  |                |                                    |
| 1979 to March 1980  | 120 012                  | 5 116             | 9 239              | 7 573                | 7 633                | 19 120               | 20 444               | 27 624               | 15 161               | 8 102            | 22 448           | 25 798         | 5 994                              |
| 1975 to 1978  | 208 758                  | 8 406             | 14 128             | 10 631               | 11 081               | 30 496               | 35 543               | 51 458               | 30 263               | 16 752           | 24 088           | 27 482         | 9 085                              |
| 1970 to 1974  | 110 348                  | 6 045             | 10 189             | 6 086                | 5 632                | 14 329               | 16 250               | 25 387               | 16 801               | 9 629            | 23 922           | 27 692         | 5 649                              |
| 1960 to 1969  | 109 774                  | 8 073             | 11 927             | 6 367                | 5 831                | 13 402               | 13 777               | 23 419               | 17 468               | 9 510            | 23 274           | 27 063         | 6 549                              |
| 1959 or earlier   | 92 208                   | 13 565            | 19 670             | 8 161                | 6 639                | 10 912               | 9 541                | 12 150               | 7 582                | 3 988            | 14 273           | 18 796         | 9 136                              |
| <b>SELECTED CHARACTERISTICS</b>   |                          |                   |                    |                      |                      |                      |                      |                      |                      |                  |                  |                |                                    |
| <b>Complete plumbing for exclusive use</b>  | <b>638 117</b>           | <b>40 302</b>     | <b>64 449</b>      | <b>38 560</b>        | <b>36 627</b>        | <b>87 964</b>        | <b>95 357</b>        | <b>139 831</b>       | <b>87 144</b>        | <b>47 883</b>    | <b>22 460</b>    | <b>25 939</b>  | <b>35 606</b>                      |
| 1.01 or more persons per room   | 8 487                    | 368               | 927                | 762                  | 618                  | 1 551                | 1 445                | 1 698                | 821                  | 297              | 20 050           | 22 010         | 1 220                              |
| <b>Lacking complete plumbing for exclusive use</b>  | <b>2 983</b>             | <b>903</b>        | <b>704</b>         | <b>258</b>           | <b>189</b>           | <b>198</b>           | <b>207</b>           | <b>131</b>           | <b>131</b>           | <b>98</b>        | <b>9 024</b>     | <b>13 538</b>  | <b>807</b>                         |
| 1.01 or more persons per room   | 237                      | 23                | 85                 | 11                   | 36                   | 20                   | 23                   | 13                   | 13                   | 6                | 12 386           | 14 872         | 83                                 |
| <b>Heating equipment</b>  | <b>640 974</b>           | <b>41 186</b>     | <b>65 148</b>      | <b>38 802</b>        | <b>36 810</b>        | <b>88 249</b>        | <b>95 532</b>        | <b>140 017</b>       | <b>87 254</b>        | <b>47 976</b>    | <b>22 413</b>    | <b>25 882</b>  | <b>36 398</b>                      |
| Central heating system  | 595 384                  | 33 528            | 56 089             | 34 883               | 33 452               | 81 623               | 90 002               | 134 111              | 84 814               | 46 882           | 23 060           | 26 582         | 29 491                             |
| <b>Air conditioning</b>   | <b>181 601</b>           | <b>10 927</b>     | <b>19 185</b>      | <b>11 986</b>        | <b>10 852</b>        | <b>24 799</b>        | <b>25 282</b>        | <b>37 126</b>        | <b>24 733</b>        | <b>16 711</b>    | <b>22 344</b>    | <b>27 197</b>  | <b>9 343</b>                       |
| Central system  | 97 783                   | 4 827             | 8 503              | 5 616                | 4 984                | 11 788               | 12 967               | 21 112               | 15 730               | 12 256           | 25 079           | 30 858         | 4 020                              |
| <b>Vehicles available</b>   | <b>623 171</b>           | <b>32 291</b>     | <b>59 856</b>      | <b>37 595</b>        | <b>36 088</b>        | <b>87 479</b>        | <b>95 082</b>        | <b>139 703</b>       | <b>87 172</b>        | <b>47 905</b>    | <b>22 874</b>    | <b>26 414</b>  | <b>30 801</b>                      |
| 1   | 147 275                  | 18 414            | 31 368             | 16 268               | 13 380               | 25 413               | 17 692               | 15 580               | 6 163                | 2 997            | 13 918           | 16 308         | 14 169                             |
| 2 or more   | 475 896                  | 13 877            | 28 488             | 21 327               | 22 708               | 62 066               | 77 390               | 124 123              | 81 009               | 44 908           | 25 783           | 29 541         | 16 632                             |
| <b>House heating fuel</b>   | <b>640 974</b>           | <b>41 186</b>     | <b>65 148</b>      | <b>38 802</b>        | <b>36 810</b>        | <b>88 249</b>        | <b>95 532</b>        | <b>140 017</b>       | <b>87 254</b>        | <b>47 976</b>    | <b>22 413</b>    | <b>25 882</b>  | <b>36 398</b>                      |
| Utility gas   | 535 929                  | 31 732            | 52 458             | 31 620               | 29 978               | 73 276               | 80 158               | 119 489              | 75 953               | 41 265           | 22 883           | 26 336         | 26 828                             |
| Bottled, tank, or LP gas  | 37 527                   | 4 663             | 5 737              | 3 184                | 2 856                | 5 504                | 4 886                | 5 701                | 3 029                | 1 967            | 16 901           | 20 576         | 4 539                              |
| Electricity   | 43 868                   | 2 257             | 3 547              | 2 252                | 2 319                | 5 886                | 6 785                | 10 691               | 6 355                | 3 776            | 24 087           | 27 725         | 2 358                              |
| Fuel oil, kerosene, etc.  | 2 810                    | 404               | 448                | 232                  | 126                  | 374                  | 362                  | 360                  | 264                  | 240              | 17 751           | 22 942         | 354                                |
| Other   | 20 840                   | 2 130             | 2 958              | 1 514                | 1 531                | 3 209                | 3 341                | 3 776                | 1 653                | 728              | 18 522           | 20 301         | 2 319                              |
| <b>Median rooms</b>   | <b>6.2</b>               | <b>4.9</b>        | <b>5.0</b>         | <b>5.3</b>           | <b>5.5</b>           | <b>5.8</b>           | <b>6.3</b>           | <b>6.8</b>           | <b>7.4</b>           | <b>8.1</b>       | <b>...</b>       | <b>...</b>     | <b>5.1</b>                         |
| <b>Specified owner-occupied housing units</b>   | <b>494 104</b>           | <b>27 769</b>     | <b>44 671</b>      | <b>26 391</b>        | <b>25 728</b>        | <b>65 091</b>        | <b>75 802</b>        | <b>116 240</b>       | <b>73 534</b>        | <b>38 878</b>    | <b>23 699</b>    | <b>26 846</b>  | <b>24 217</b>                      |
| <b>MORTGAGE STATUS AND SELECTED MONTHLY OWNER COSTS</b>   |                          |                   |                    |                      |                      |                      |                      |                      |                      |                  |                  |                |                                    |
| <b>With a mortgage</b>  | <b>372 366</b>           | <b>10 147</b>     | <b>18 298</b>      | <b>15 357</b>        | <b>16 764</b>        | <b>50 261</b>        | <b>63 442</b>        | <b>101 274</b>       | <b>64 134</b>        | <b>32 689</b>    | <b>25 947</b>    | <b>29 283</b>  | <b>11 983</b>                      |
| Less than \$200   | 21 061                   | 1 967             | 3 588              | 2 042                | 1 550                | 3 617                | 2 973                | 3 578                | 1 436                | 310              | 16 746           | 18 556         | 1 787                              |
| \$200 to \$249  | 34 458                   | 1 436             | 3 315              | 2 479                | 2 347                | 5 614                | 5 597                | 8 433                | 4 244                | 993              | 21 569           | 23 036         | 1 552                              |
| \$250 to \$299  | 37 550                   | 1 301             | 2 526              | 2 257                | 2 385                | 6 126                | 6 367                | 9 136                | 5 727                | 1 725            | 22 936           | 25 153         | 1 456                              |
| \$300 to \$349  | 36 887                   | 932               | 1 987              | 1 743                | 2 104                | 6 313                | 7 064                | 9 418                | 5 221                | 2 105            | 23 319           | 26 226         | 1 167                              |
| \$350 to \$399  | 38 565                   | 994               | 1 665              | 1 674                | 2 077                | 6 330                | 7 554                | 10 423               | 5 646                | 2 202            | 23 974           | 26 723         | 1 257                              |
| \$400 to \$499  | 69 810                   | 1 293             | 2 350              | 2 394                | 3 098                | 10 552               | 13 853               | 19 794               | 11 535               | 4 941            | 25 045           | 28 660         | 1 710                              |
| \$500 to \$599  | 52 275                   | 879               | 1 333              | 1 430                | 1 722                | 6 198                | 9 649                | 16 480               | 9 879                | 4 705            | 26 830           | 30 515         | 1 222                              |
| \$600 to \$749  | 47 200                   | 705               | 871                | 923                  | 1 071                | 3 979                | 7 465                | 15 900               | 10 839               | 5 447            | 29 035           | 33 577         | 1 004                              |
| \$750 or more   | 34 560                   | 640               | 663                | 415                  | 410                  | 1 532                | 2 920                | 8 112                | 9 607                | 10 261           | 33 332           | 46 191         | 828                                |
| Median  | \$424                    | \$320             | \$294              | \$326                | \$350                | \$377                | \$415                | \$448                | \$485                | \$586            | ...              | ...            | \$351                              |
| <b>Not mortgaged</b>  | <b>121 738</b>           | <b>17 622</b>     | <b>26 373</b>      | <b>11 034</b>        | <b>8 964</b>         | <b>14 830</b>        | <b>12 360</b>        | <b>14 966</b>        | <b>9 400</b>         | <b>6 189</b>     | <b>14 129</b>    | <b>19 391</b>  | <b>12 234</b>                      |
| Less than \$50  | 1 028                    | 429               | 304                | 83                   | 64                   | 65                   | 32                   | 50                   | 1                    | —                | 6 107            | 8 317          | 292                                |
| \$50 to \$74  | 7 075                    | 2 343             | 2 277              | 546                  | 345                  | 734                  | 377                  | 227                  | 151                  | 75               | 7 155            | 10 303         | 1 687                              |
| \$75 to \$99  | 21 864                   | 5 219             | 6 905              | 2 218                | 1 817                | 2 169                | 1 555                | 1 271                | 528                  | 182              | 9 079            | 11 877         | 3 289                              |
| \$100 to \$124  | 30 513                   | 4 629             | 7 755              | 3 494                | 2 515                | 3 957                | 3 094                | 3 234                | 1 448                | 387              | 12 055           | 15 149         | 3 099                              |
| \$125 to \$149  | 24 333                   | 2 410             | 4 724              | 2 287                | 1 974                | 3 594                | 2 933                | 3 735                | 1 928                | 748              | 16 063           | 19 051         | 1 781                              |
| \$150 to \$199  | 24 570                   | 1 965             | 3 265              | 1 788                | 1 717                | 3 300                | 3 064                | 4 298                | 3 324                | 1 849            | 20 368           | 24 332         | 1 556                              |
| \$200 to \$249  | 7 433                    | 376               | 839                | 424                  | 365                  | 709                  | 871                  | 1 462                | 1 207                | 1 180            | 25 671           | 31 129         | 311                                |
| \$250 or more   | 4 922                    | 251               | 304                | 194                  | 167                  | 302                  | 434                  | 689                  | 813                  | 1 768            | 36 777           | 53 725         | 219                                |
| Median  | \$125                    | \$104             | \$112              | \$119                | \$122                | \$128                | \$135                | \$143                | \$160                | \$196            | ...              | ...            | \$107                              |
| <b>MORTGAGE STATUS AND SELECTED MONTHLY OWNER COSTS AS PERCENTAGE OF HOUSEHOLD INCOME IN 1979</b> |                          |                   |                    |                      |                      |                      |                      |                      |                      |                  |                  |                |                                    |
| <b>With a mortgage</b>  | <b>372 366</b>           | <b>10 147</b>     | <b>18 298</b>      | <b>15 357</b>        | <b>16 764</b>        | <b>50 261</b>        | <b>63 442</b>        | <b>101 274</b>       | <b>64 134</b>        | <b>32 689</b>    | <b>25 947</b>    | <b>29 283</b>  | <b>11 983</b>                      |
| Less than 15 percent  | 105 349                  | 13                | 107                | 272                  | 632                  | 4 890                | 11 178               | 31 773</             |                      |                  |                  |                |                                    |

Table A—17. Income and Poverty Status in 1979 of Renter-Occupied Housing Units With a White Householder: 1980

[Data are estimates based on a sample, see Introduction. For meaning of symbols, see Introduction. For definitions of terms, see appendixes A and B]

| The State  | Household income in 1979 |                   |                    |                      |                      |                      |                      |                      |                      |                  |                  |                | Income in 1979 below poverty level |
|--|--------------------------|-------------------|--------------------|----------------------|----------------------|----------------------|----------------------|----------------------|----------------------|------------------|------------------|----------------|------------------------------------|
|  | Total                    | Less than \$5,000 | \$5,000 to \$9,999 | \$10,000 to \$12,499 | \$12,500 to \$14,999 | \$15,000 to \$19,999 | \$20,000 to \$24,999 | \$25,000 to \$34,999 | \$35,000 to \$49,999 | \$50,000 or more | Median (dollars) | Mean (dollars) |                                    |
| <b>Renter-occupied housing units</b>               | <b>328 707</b>           | <b>58 227</b>     | <b>74 270</b>      | <b>40 815</b>        | <b>31 122</b>        | <b>50 627</b>        | <b>31 938</b>        | <b>27 637</b>        | <b>9 935</b>         | <b>4 136</b>     | <b>11 951</b>    | <b>14 247</b>  | <b>57 715</b>                      |
| <b>HOUSEHOLD TYPE AND AGE OF HOUSEHOLDER</b>       |                          |                   |                    |                      |                      |                      |                      |                      |                      |                  |                  |                |                                    |
| <b>Married-couple families</b>                     | <b>112 826</b>           | <b>6 380</b>      | <b>20 328</b>      | <b>14 191</b>        | <b>11 773</b>        | <b>22 421</b>        | <b>16 359</b>        | <b>14 375</b>        | <b>4 947</b>         | <b>2 052</b>     | <b>15 756</b>    | <b>17 833</b>  | <b>9 866</b>                       |
| 15 to 24 years                                     | 22 335                   | 1 675             | 5 379              | 3 926                | 2 797                | 4 570                | 2 295                | 1 363                | 219                  | 111              | 12 668           | 13 937         | 2 329                              |
| 25 to 34 years                                     | 45 651                   | 2 202             | 6 792              | 5 685                | 4 933                | 10 162               | 7 901                | 5 928                | 1 454                | 594              | 16 431           | 17 735         | 3 997                              |
| 35 to 44 years                                     | 17 316                   | 849               | 1 780              | 1 758                | 1 494                | 3 494                | 2 748                | 3 449                | 1 292                | 452              | 18 972           | 21 281         | 1 622                              |
| 45 to 64 years                                     | 17 579                   | 835               | 2 344              | 1 528                | 1 510                | 3 106                | 2 706                | 3 081                | 1 715                | 754              | 19 067           | 22 188         | 1 325                              |
| 65 years and over                                  | 9 945                    | 819               | 4 033              | 1 294                | 1 039                | 1 089                | 709                  | 554                  | 267                  | 141              | 10 233           | 13 709         | 593                                |
| <b>Male householder, no wife present</b>           | <b>96 915</b>            | <b>15 374</b>     | <b>20 847</b>      | <b>11 671</b>        | <b>9 178</b>         | <b>15 834</b>        | <b>9 820</b>         | <b>8 813</b>         | <b>3 734</b>         | <b>1 624</b>     | <b>12 649</b>    | <b>15 100</b>  | <b>15 282</b>                      |
| 15 to 24 years                                     | 30 073                   | 5 163             | 7 998              | 4 246                | 2 921                | 4 345                | 2 308                | 2 068                | 812                  | 212              | 11 104           | 13 102         | 7 024                              |
| 25 to 34 years                                     | 38 153                   | 3 645             | 7 255              | 4 829                | 4 115                | 7 557                | 4 636                | 4 067                | 1 477                | 572              | 14 534           | 16 279         | 3 671                              |
| 35 to 44 years                                     | 10 482                   | 1 075             | 1 442              | 1 123                | 928                  | 1 937                | 1 521                | 1 353                | 703                  | 400              | 16 523           | 19 128         | 972                                |
| 45 to 64 years                                     | 12 018                   | 2 487             | 2 328              | 1 232                | 930                  | 1 629                | 1 204                | 1 191                | 622                  | 395              | 12 423           | 16 341         | 1 937                              |
| 65 years and over                                  | 6 189                    | 3 004             | 1 824              | 261                  | 284                  | 366                  | 151                  | 134                  | 120                  | 45               | 5 193            | 8 312          | 1 678                              |
| <b>Female householder, no husband present</b>      | <b>118 966</b>           | <b>36 473</b>     | <b>33 095</b>      | <b>14 933</b>        | <b>10 171</b>        | <b>12 372</b>        | <b>5 759</b>         | <b>4 449</b>         | <b>1 254</b>         | <b>460</b>       | <b>8 400</b>     | <b>10 150</b>  | <b>32 567</b>                      |
| 15 to 24 years                                     | 27 897                   | 8 246             | 8 638              | 3 468                | 2 304                | 2 704                | 1 299                | 905                  | 245                  | 88               | 8 227            | 9 713          | 10 076                             |
| 25 to 34 years                                     | 35 152                   | 6 378             | 9 531              | 6 024                | 3 922                | 4 720                | 2 071                | 1 751                | 612                  | 143              | 10 692           | 12 105         | 7 289                              |
| 35 to 44 years                                     | 11 915                   | 2 460             | 2 857              | 1 913                | 1 189                | 1 922                | 837                  | 563                  | 111                  | 63               | 10 837           | 11 920         | 2 877                              |
| 45 to 64 years                                     | 17 248                   | 4 936             | 4 690              | 2 035                | 1 746                | 1 830                | 1 020                | 781                  | 145                  | 65               | 8 929            | 10 501         | 4 250                              |
| 65 years and over                                  | 26 754                   | 14 453            | 7 379              | 1 493                | 1 010                | 1 196                | 532                  | 449                  | 141                  | 101              | 4 777            | 7 021          | 8 075                              |
| Median age   | 31.1                     | 38.5              | 30.0               | 29.1                 | 29.5                 | 29.9                 | 31.1                 | 32.8                 | 35.6                 | 38.9             | ...              | ...            | 30.3                               |
| <b>YEAR HOUSEHOLDER MOVED INTO UNIT</b>            |                          |                   |                    |                      |                      |                      |                      |                      |                      |                  |                  |                |                                    |
| 1979 to March 1980                                 | 193 655                  | 31 692            | 44 791             | 24 770               | 18 465               | 30 331               | 19 277               | 15 998               | 5 985                | 2 346            | 12 053           | 14 338         | 35 616                             |
| 1975 to 1978                                       | 93 046                   | 15 418            | 19 174             | 11 833               | 9 553                | 15 249               | 9 461                | 8 510                | 2 687                | 1 161            | 12 526           | 14 612         | 14 180                             |
| 1970 to 1974                                       | 23 044                   | 5 749             | 5 429              | 2 419                | 1 770                | 2 884                | 1 885                | 1 920                | 722                  | 266              | 10 356           | 13 193         | 4 312                              |
| 1960 to 1969                                       | 12 637                   | 3 322             | 3 253              | 1 158                | 920                  | 1 610                | 895                  | 887                  | 347                  | 245              | 9 579            | 12 982         | 2 267                              |
| 1959 or earlier                                    | 6 325                    | 2 046             | 1 623              | 635                  | 414                  | 553                  | 420                  | 322                  | 194                  | 118              | 8 130            | 12 427         | 1 340                              |
| <b>PLUMBING FACILITIES BY PERSONS PER ROOM</b>     |                          |                   |                    |                      |                      |                      |                      |                      |                      |                  |                  |                |                                    |
| <b>Complete plumbing for exclusive use</b>         | <b>321 177</b>           | <b>55 445</b>     | <b>72 216</b>      | <b>40 091</b>        | <b>30 625</b>        | <b>49 833</b>        | <b>31 628</b>        | <b>27 374</b>        | <b>9 885</b>         | <b>4 080</b>     | <b>12 053</b>    | <b>14 360</b>  | <b>55 214</b>                      |
| 0.50 or less                                       | 209 164                  | 40 941            | 48 314             | 26 362               | 19 648               | 30 521               | 19 285               | 15 658               | 5 808                | 2 627            | 11 454           | 13 715         | 32 322                             |
| 0.51 to 1.00                                       | 102 111                  | 13 307            | 21 584             | 12 355               | 10 035               | 17 698               | 11 435               | 10 703               | 3 683                | 1 311            | 13 449           | 15 583         | 19 801                             |
| 1.01 to 1.50                                       | 7 243                    | 760               | 1 589              | 1 042                | 719                  | 1 284                | 671                  | 791                  | 266                  | 121              | 13 301           | 15 825         | 2 184                              |
| 1.51 or more                                       | 2 659                    | 437               | 729                | 332                  | 223                  | 330                  | 237                  | 222                  | 128                  | 21               | 11 231           | 14 103         | 907                                |
| <b>Lacking complete plumbing for exclusive use</b> | <b>7 530</b>             | <b>2 782</b>      | <b>2 054</b>       | <b>724</b>           | <b>497</b>           | <b>794</b>           | <b>310</b>           | <b>263</b>           | <b>50</b>            | <b>56</b>        | <b>7 077</b>     | <b>9 429</b>   | <b>2 501</b>                       |
| 0.50 or less                                       | 3 858                    | 1 519             | 1 009              | 346                  | 205                  | 422                  | 170                  | 115                  | 38                   | 34               | 6 891            | 9 507          | 1 128                              |
| 0.51 to 1.00                                       | 3 226                    | 1 130             | 910                | 334                  | 255                  | 353                  | 123                  | 107                  | 2                    | 12               | 7 207            | 8 989          | 1 152                              |
| 1.01 to 1.50                                       | 180                      | 35                | 67                 | 14                   | 35                   | —                    | —                    | —                    | —                    | —                | 8 750            | 11 052         | 93                                 |
| 1.51 or more                                       | 266                      | 98                | 68                 | 30                   | 2                    | 19                   | 17                   | 12                   | 10                   | 10               | 6 716            | 12 536         | 128                                |
| <b>SELECTED CHARACTERISTICS</b>                    |                          |                   |                    |                      |                      |                      |                      |                      |                      |                  |                  |                |                                    |
| <b>Heating equipment</b>                           | <b>328 496</b>           | <b>58 143</b>     | <b>74 215</b>      | <b>40 787</b>        | <b>31 103</b>        | <b>50 612</b>        | <b>31 938</b>        | <b>27 637</b>        | <b>9 935</b>         | <b>4 126</b>     | <b>11 955</b>    | <b>14 240</b>  | <b>57 599</b>                      |
| Central heating system                             | 298 770                  | 50 720            | 66 226             | 37 070               | 28 782               | 46 814               | 29 873               | 26 026               | 9 374                | 3 885            | 12 188           | 14 487         | 50 023                             |
| <b>Air conditioning</b>                            | <b>126 630</b>           | <b>18 145</b>     | <b>27 338</b>      | <b>16 564</b>        | <b>13 346</b>        | <b>21 386</b>        | <b>13 356</b>        | <b>11 192</b>        | <b>3 661</b>         | <b>1 642</b>     | <b>12 738</b>    | <b>14 892</b>  | <b>16 582</b>                      |
| Central system                                     | 54 281                   | 6 999             | 10 475             | 6 462                | 5 633                | 9 392                | 6 223                | 5 958                | 2 161                | 978              | 13 922           | 16 259         | 6 295                              |
| <b>Vehicles available</b>                          | <b>284 136</b>           | <b>34 993</b>     | <b>61 000</b>      | <b>37 729</b>        | <b>29 382</b>        | <b>48 875</b>        | <b>31 214</b>        | <b>27 109</b>        | <b>9 790</b>         | <b>4 044</b>     | <b>13 210</b>    | <b>15 447</b>  | <b>40 077</b>                      |
| 1  | 155 486                  | 27 171            | 43 482             | 24 111               | 16 568               | 23 183               | 10 919               | 6 936                | 1 962                | 1 154            | 10 735           | 12 216         | 25 914                             |
| 2 or more  | 128 650                  | 7 822             | 17 518             | 13 618               | 12 814               | 25 692               | 20 295               | 20 173               | 7 828                | 2 890            | 17 216           | 19 353         | 14 163                             |
| <b>House heating fuel</b>                          | <b>328 496</b>           | <b>58 143</b>     | <b>74 215</b>      | <b>40 787</b>        | <b>31 103</b>        | <b>50 612</b>        | <b>31 938</b>        | <b>27 637</b>        | <b>9 935</b>         | <b>4 126</b>     | <b>11 955</b>    | <b>14 240</b>  | <b>57 599</b>                      |
| Utility gas  | 258 058                  | 45 951            | 57 957             | 31 616               | 24 712               | 39 804               | 25 216               | 21 728               | 7 795                | 3 279            | 11 986           | 14 230         | 44 509                             |
| Bottled, tank, or LP gas                           | 15 804                   | 2 413             | 3 635              | 2 096                | 1 504                | 2 469                | 1 494                | 1 431                | 490                  | 272              | 12 211           | 14 699         | 2 804                              |
| Electricity  | 43 895                   | 7 588             | 9 924              | 5 650                | 4 073                | 6 901                | 4 167                | 3 779                | 1 352                | 461              | 11 963           | 14 328         | 7 939                              |
| Fuel oil, kerosene, etc.                           | 2 873                    | 591               | 714                | 376                  | 235                  | 389                  | 272                  | 196                  | 78                   | 22               | 10 874           | 13 057         | 590                                |
| Other  | 7 866                    | 1 600             | 1 985              | 1 049                | 579                  | 1 049                | 789                  | 503                  | 220                  | 92               | 10 829           | 13 599         | 1 757                              |
| Median rooms                                       | 4.0                      | 3.3               | 3.7                | 3.9                  | 4.1                  | 4.2                  | 4.5                  | 4.8                  | 5.1                  | 5.2              | ...              | ...            | 3.7                                |
| <b>Specified renter-occupied housing units</b>     | <b>314 759</b>           | <b>56 343</b>     | <b>71 461</b>      | <b>39 031</b>        | <b>30 008</b>        | <b>48 529</b>        | <b>30 197</b>        | <b>26 178</b>        | <b>9 270</b>         | <b>3 742</b>     | <b>11 894</b>    | <b>14 144</b>  | <b>55 517</b>                      |
| <b>CONTRACT RENT</b>                               |                          |                   |                    |                      |                      |                      |                      |                      |                      |                  |                  |                |                                    |
| Less than \$100                                    | 22 215                   | 13 117            | 4 883              | 1 321                | 787                  | 996                  | 532                  | 401                  | 140                  | 38               | 4 491            | 6 601          | 10 466                             |
| \$100 to \$149                                     | 31 762                   | 10 576            | 10 135             | 3 798                | 2 267                | 2 661                | 1 192                | 823                  | 199                  | 111              | 7 275            | 9 108          | 8 608                              |
| \$150 to \$199                                     | 59 921                   | 12 379            | 18 928             | 8 806                | 5 713                | 7 498                | 3 545                | 2 260                | 617                  | 175              | 9 632            | 10 988         | 11 104                             |
| \$200 to \$249                                     | 64 364                   | 8 903             | 16 173             | 9 892                | 7 304                | 10 943               | 5 886                | 3 842                | 1 024                | 397              | 11 796           | 13 394         | 9 171                              |
| \$250 to \$299                                     | 50 804                   | 4 667             | 9 354              | 6 987                | 6 305                | 10 843               | 6 171                | 4 718                | 1 317                | 423              | 14 242           | 15 556         | 5 899                              |
| \$300 to \$349                                     | 29 736                   | 1 886             | 4 229              | 3 287                | 3 164                | 6 222                | 5 050                | 4 130                | 1 333                | 435              | 16 667           | 18 275         | 3 162                              |
| \$350 to \$399                                     | 20 334                   | 1 055             | 2 301              | 1 793                | 1 963                | 3 965                | 3 522                | 3 898                | 1 384                | 453              | 18 797           | 20 299         | 2 141                              |
| \$400 to \$499                                     | 16 759                   | 877               | 1 649              | 1 224                | 1 135                | 2 890                | 2 619                | 3 758                | 1 898                | 709              | 21 001           | 23 297         | 1 957                              |
| \$500 or more                                      | 6 181                    | 320               | 491                | 304                  | 243                  | 804                  | 723                  | 1 482                | 1 069                | 745              | 26 001           | 29 609         | 715                                |
| No cash rent                                       | 12 683                   | 2 563             | 3 318              | 1 619                | 1 127                | 1 688                | 957                  | 866                  | 289                  | 256              | 10 711           | 13 845         | 2 294                              |
| Median   | \$228                    | \$161             | \$200              | \$222                | \$238                | \$256                | \$278                | \$307                | \$345                | \$368            | ...              | ...            | \$182                              |
| <b>GROSS RENT</b>                                  |                          |                   |                    |                      |                      |                      |                      |                      |                      |                  |                  |                |                                    |
| Less than \$100                                    | 14 191                   | 10 262            | 2 521              | 454                  | 301                  | 328                  | 169                  | 98                   | 48                   | 10               | 3 990            | 5 032          | 7 826                              |
| \$100 to \$149                                     | 22 300                   | 8 852             | 7 632              | 2 185                | 1 170                | 1 289                | 616                  | 412                  | 80                   | 64               | 6 210            | 7 925          | 6 703                              |
| \$150 to \$199                                     | 44 317                   | 11 383            | 14 647             | 6 515                | 3 808                | 4 616                | 1 901                | 1 080                | 275                  | 92               | 8 599            | 9 774          | 9 614                              |
| \$200 to \$249                                     | 63 506                   | 10 420            | 17 985             | 9 966                | 6 966                | 9 477                | 4 566                | 3 045                | 809                  | 272              | 10 840           | 12 173         | 10 059                             |
| \$250 to \$299                                     | 51 725                   | 5 885             | 11 066             | 7 629                | 6 482                | 9 719                | 5 523                | 3 911                | 1 072                | 438              | 12 995           | 14 510         | 6 790                              |
| \$300 to \$349                                     | 37 742                   | 3 112             | 6 209              | 4 647                | 4 277                | 8 280                | 5 520                | 4 043                | 1 283                | 371              | 15 325           | 16 818         | 4 577                              |
| \$350 to \$399                                     | 22 858                   | 1 589             | 3 371              | 2 400                | 2 248                | 4 923                | 3 747                | 3 185                | 1 006                | 389              | 16 764           | 18 149         | 2 620                              |
| \$400 to \$499                                     | 26 358                   | 1 374             | 3 098              | 2 440                | 2 560                | 5 176                | 4 287                | 4 958                | 1 915                | 550              | 18 480           | 20 263         | 2 973                              |
| \$500 or more                                      | 19 079                   | 903               | 1 614              | 1 176                | 1 069                | 3 033                | 2 911                | 4 580                | 2 493                | 1 300            | 22 614           | 25 567         | 2 061                              |



Table A-18. Selected Monthly Owner Costs for Mortgaged Housing Units With a White Householder: 1980

[Data are estimates based on a sample, see Introduction. For meaning of symbols, see Introduction. For definitions of terms, see appendixes A and B]

| The State   | Total          | Less than \$200 | \$200 to \$249 | \$250 to \$299 | \$300 to \$349 | \$350 to \$399 | \$400 to \$499 | \$500 to \$599 | \$600 to \$749 | \$750 or more | Median (dollars) |
|---|----------------|-----------------|----------------|----------------|----------------|----------------|----------------|----------------|----------------|---------------|------------------|
| <b>Specified owner-occupied housing units</b> -----                           | <b>372 366</b> | <b>21 061</b>   | <b>34 458</b>  | <b>37 550</b>  | <b>36 887</b>  | <b>38 565</b>  | <b>69 810</b>  | <b>52 275</b>  | <b>47 200</b>  | <b>34 560</b> | <b>424</b>       |
| <b>PERSONS IN UNIT</b>  |                |                 |                |                |                |                |                |                |                |               |                  |
| 1 person -----  | 31 481         | 4 233           | 4 070          | 3 567          | 3 319          | 3 363          | 5 326          | 3 523          | 2 673          | 1 407         | 358              |
| 2 persons -----   | 105 733        | 8 681           | 12 361         | 11 794         | 10 204         | 10 579         | 18 372         | 13 657         | 11 995         | 8 090         | 396              |
| 3 persons -----   | 79 448         | 3 656           | 7 282          | 8 189          | 8 013          | 8 193          | 15 384         | 11 499         | 10 348         | 6 884         | 427              |
| 4 persons -----   | 94 347         | 2 596           | 6 336          | 8 216          | 9 519          | 10 148         | 19 404         | 14 421         | 13 178         | 10 529        | 452              |
| 5 persons -----   | 41 192         | 1 200           | 2 908          | 3 688          | 3 952          | 4 290          | 7 944          | 6 198          | 5 964          | 5 048         | 456              |
| 6 persons -----   | 13 672         | 414             | 987            | 1 413          | 1 199          | 1 436          | 2 364          | 1 939          | 2 160          | 1 760         | 451              |
| 7 persons -----   | 4 671          | 206             | 368            | 543            | 538            | 378            | 713            | 741            | 607            | 577           | 441              |
| 8 or more persons -----   | 1 822          | 75              | 146            | 140            | 143            | 178            | 303            | 297            | 275            | 265           | 476              |
| Median -----  | 3.12           | 2.23            | 2.61           | 2.92           | 3.11           | 3.15           | 3.23           | 3.28           | 3.36           | 3.59          | ...              |
| <b>HOUSEHOLD TYPE AND AGE OF HOUSEHOLDER</b>                                  |                |                 |                |                |                |                |                |                |                |               |                  |
| <b>Married-couple families</b> -----  | <b>301 648</b> | <b>14 005</b>   | <b>26 259</b>  | <b>29 241</b>  | <b>29 309</b>  | <b>30 866</b>  | <b>57 023</b>  | <b>43 955</b>  | <b>40 661</b>  | <b>30 329</b> | <b>435</b>       |
| 15 to 24 years -----  | 8 316          | 238             | 397            | 579            | 691            | 950            | 2 103          | 1 783          | 1 314          | 261           | 462              |
| 25 to 34 years -----  | 90 320         | 1 226           | 2 907          | 5 060          | 7 353          | 9 649          | 21 015         | 17 237         | 16 397         | 9 476         | 490              |
| 35 to 44 years -----  | 87 732         | 1 990           | 5 399          | 7 108          | 7 813          | 8 623          | 16 884         | 13 726         | 13 812         | 12 377        | 476              |
| 45 to 64 years -----  | 103 344        | 8 071           | 14 797         | 14 412         | 11 979         | 10 705         | 15 886         | 10 736         | 8 797          | 7 961         | 361              |
| 65 years and over -----   | 11 936         | 2 480           | 2 759          | 2 082          | 1 473          | 939            | 1 135          | 473            | 341            | 254           | 268              |
| <b>Male householder, no wife present</b> -----                                | <b>29 389</b>  | <b>2 139</b>    | <b>2 215</b>   | <b>2 485</b>   | <b>2 726</b>   | <b>2 974</b>   | <b>5 953</b>   | <b>4 384</b>   | <b>3 955</b>   | <b>2 558</b>  | <b>436</b>       |
| 15 to 24 years -----  | 2 625          | 139             | 101            | 190            | 266            | 301            | 616            | 487            | 406            | 119           | 450              |
| 25 to 34 years -----  | 13 362         | 477             | 517            | 919            | 1 193          | 1 439          | 2 976          | 2 538          | 2 188          | 1 115         | 471              |
| 35 to 44 years -----  | 6 367          | 288             | 505            | 466            | 508            | 679            | 1 313          | 846            | 898            | 864           | 459              |
| 45 to 64 years -----  | 5 876          | 819             | 850            | 758            | 649            | 485            | 964            | 479            | 446            | 426           | 339              |
| 65 years and over -----   | 1 159          | 416             | 242            | 152            | 110            | 70             | 84             | 34             | 17             | 34            | 234              |
| <b>Female householder, no husband present</b> -----                           | <b>41 329</b>  | <b>4 917</b>    | <b>5 984</b>   | <b>5 824</b>   | <b>4 852</b>   | <b>4 725</b>   | <b>6 834</b>   | <b>3 936</b>   | <b>2 584</b>   | <b>1 673</b>  | <b>341</b>       |
| 15 to 24 years -----  | 1 154          | 61              | 74             | 136            | 112            | 167            | 253            | 214            | 101            | 36            | 410              |
| 25 to 34 years -----  | 9 979          | 357             | 832            | 899            | 1 211          | 1 310          | 2 248          | 1 433          | 1 080          | 609           | 417              |
| 35 to 44 years -----  | 10 951         | 548             | 1 213          | 1 568          | 1 403          | 1 410          | 2 074          | 1 289          | 872            | 574           | 376              |
| 45 to 64 years -----  | 14 219         | 2 269           | 2 765          | 2 498          | 1 726          | 1 461          | 1 825          | 819            | 444            | 412           | 292              |
| 65 years and over -----   | 5 026          | 1 682           | 1 100          | 723            | 400            | 377            | 434            | 181            | 87             | 42            | 238              |
| Median age -----  | 40.2           | 55.2            | 50.4           | 46.8           | 42.8           | 39.7           | 37.5           | 36.3           | 36.1           | 38.5          | ...              |
| <b>YEAR HOUSEHOLDER MOVED INTO UNIT</b>                                       |                |                 |                |                |                |                |                |                |                |               |                  |
| 1979 to March 1980 -----  | 76 967         | 1 345           | 1 656          | 2 077          | 2 727          | 4 388          | 12 897         | 15 922         | 19 747         | 16 208        | 584              |
| 1975 to 1978 -----  | 143 149        | 2 523           | 5 110          | 8 201          | 13 029         | 17 675         | 36 674         | 25 827         | 20 512         | 13 598        | 466              |
| 1970 to 1974 -----  | 70 065         | 3 562           | 6 520          | 11 198         | 11 568         | 9 828          | 13 037         | 6 760          | 4 489          | 3 103         | 361              |
| 1960 to 1969 -----  | 64 426         | 8 178           | 16 367         | 13 659         | 8 172          | 5 588          | 5 880          | 3 061          | 2 107          | 1 414         | 278              |
| 1959 or earlier -----   | 17 759         | 5 453           | 4 805          | 2 415          | 1 391          | 1 086          | 1 322          | 705            | 345            | 237           | 236              |
| <b>ROOMS</b>  |                |                 |                |                |                |                |                |                |                |               |                  |
| 1 to 3 rooms -----  | 3 805          | 660             | 477            | 465            | 459            | 414            | 562            | 395            | 251            | 122           | 333              |
| 4 rooms -----   | 21 262         | 4 145           | 3 155          | 2 819          | 2 402          | 2 225          | 3 393          | 1 801          | 1 018          | 304           | 311              |
| 5 rooms -----   | 56 240         | 6 797           | 8 083          | 7 073          | 6 471          | 6 364          | 10 321         | 5 917          | 3 896          | 1 318         | 348              |
| 6 rooms -----   | 70 267         | 4 259           | 7 680          | 7 918          | 7 700          | 7 972          | 13 872         | 9 636          | 7 777          | 3 453         | 398              |
| 7 rooms -----   | 76 474         | 2 753           | 6 405          | 7 430          | 7 457          | 7 910          | 15 142         | 12 027         | 11 184         | 6 166         | 440              |
| 8 or more rooms -----   | 144 318        | 2 447           | 8 658          | 11 845         | 12 398         | 13 680         | 26 520         | 22 499         | 23 074         | 23 197        | 487              |
| Median -----  | 7.0            | 5.3             | 6.2            | 6.6            | 6.7            | 6.8            | 6.9            | 7.2            | 7.5            | 8.2           | ...              |
| <b>YEAR STRUCTURE BUILT</b>   |                |                 |                |                |                |                |                |                |                |               |                  |
| 1975 to March 1980 -----  | 94 990         | 937             | 1 240          | 1 618          | 3 082          | 6 256          | 19 467         | 20 235         | 23 152         | 19 003        | 574              |
| 1970 to 1974 -----  | 66 955         | 698             | 1 753          | 4 995          | 7 665          | 9 029          | 16 377         | 10 942         | 9 111          | 6 385         | 453              |
| 1960 to 1969 -----  | 84 894         | 3 091           | 11 121         | 13 090         | 10 978         | 10 395         | 14 529         | 9 906          | 7 251          | 4 533         | 370              |
| 1950 to 1959 -----  | 66 503         | 8 743           | 12 110         | 9 352          | 7 549          | 6 651          | 10 473         | 5 711          | 3 803          | 2 111         | 320              |
| 1940 to 1949 -----  | 18 457         | 2 689           | 2 753          | 2 615          | 2 436          | 1 990          | 2 853          | 1 640          | 986            | 495           | 324              |
| 1939 or earlier -----   | 40 567         | 4 903           | 5 481          | 5 880          | 5 177          | 4 244          | 6 111          | 3 841          | 2 897          | 2 033         | 339              |
| <b>VALUE</b>  |                |                 |                |                |                |                |                |                |                |               |                  |
| Less than \$10,000 -----  | 618            | 381             | 153            | 61             | 13             | 6              | 4              | -              | -              | -             | 182              |
| \$10,000 to \$19,999 -----  | 3 657          | 1 571           | 1 001          | 537            | 305            | 106            | 129            | 8              | -              | -             | 213              |
| \$20,000 to \$29,999 -----  | 10 259         | 2 841           | 2 537          | 2 065          | 1 465          | 758            | 419            | 106            | 68             | -             | 245              |
| \$30,000 to \$39,999 -----  | 19 805         | 3 895           | 4 141          | 3 697          | 2 917          | 2 417          | 2 005          | 531            | 190            | 12            | 275              |
| \$40,000 to \$49,999 -----  | 37 953         | 4 771           | 6 760          | 5 923          | 5 343          | 5 127          | 6 938          | 2 345          | 661            | 85            | 314              |
| \$50,000 to \$59,999 -----  | 54 725         | 3 887           | 7 632          | 6 876          | 6 705          | 7 311          | 11 820         | 6 871          | 3 192          | 431           | 365              |
| \$60,000 to \$79,999 -----  | 126 794        | 2 971           | 10 544         | 13 304         | 12 506         | 13 663         | 28 100         | 22 174         | 18 664         | 4 868         | 436              |
| \$80,000 to \$99,999 -----  | 61 752         | 487             | 1 398          | 3 946          | 5 166          | 5 689          | 12 259         | 11 629         | 12 896         | 8 282         | 517              |
| \$100,000 to \$149,999 -----  | 41 375         | 157             | 225            | 981            | 2 195          | 3 045          | 6 792          | 6 788          | 9 147          | 12 045        | 608              |
| \$150,000 or more -----   | 15 428         | 100             | 67             | 160            | 272            | 443            | 1 344          | 1 823          | 2 382          | 8 837         | 750+             |
| Median -----  | \$68 500       | \$43 800        | \$53 200       | \$59 400       | \$62 300       | \$64 300       | \$68 700       | \$74 400       | \$81 100       | \$112 400     | ...              |
| <b>SELECTED MONTHLY OWNER COSTS AS PERCENTAGE OF HOUSEHOLD INCOME IN 1979</b> |                |                 |                |                |                |                |                |                |                |               |                  |
| Less than 15 percent -----  | 105 349        | 12 680          | 20 729         | 19 249         | 14 464         | 11 065         | 13 820         | 6 423          | 3 889          | 3 030         | 300              |
| 15 to 19 percent -----  | 70 060         | 2 575           | 5 196          | 7 473          | 8 997          | 9 915          | 15 935         | 9 473          | 6 459          | 4 037         | 405              |
| 20 to 24 percent -----  | 61 216         | 1 686           | 2 805          | 3 907          | 5 431          | 6 883          | 14 800         | 11 402         | 9 121          | 5 181         | 466              |
| 25 to 29 percent -----  | 44 781         | 1 084           | 1 736          | 2 054          | 2 759          | 3 778          | 9 511          | 8 635          | 8 999          | 6 225         | 517              |
| 30 to 34 percent -----  | 29 312         | 685             | 990            | 1 315          | 1 441          | 2 184          | 5 472          | 6 003          | 6 583          | 4 639         | 543              |
| 35 percent or more -----  | 60 137         | 2 220           | 2 901          | 3 412          | 3 637          | 4 556          | 10 062         | 10 140         | 11 974         | 11 235        | 532              |
| Not computed -----  | 1 511          | 131             | 101            | 140            | 158            | 184            | 210            | 199            | 175            | 213           | 415              |
| Median -----  | 20.8           | 12.9            | 13.3           | 14.8           | 17.2           | 19.1           | 21.7           | 24.4           | 27.2           | 29.0          | ...              |
| <b>SELECTED CHARACTERISTICS</b>   |                |                 |                |                |                |                |                |                |                |               |                  |
| <b>Heating equipment</b> -----  | <b>372 299</b> | <b>21 059</b>   | <b>34 458</b>  | <b>37 537</b>  | <b>36 887</b>  | <b>38 565</b>  | <b>69 810</b>  | <b>52 249</b>  | <b>47 192</b>  | <b>34 542</b> | <b>424</b>       |
| Steam or hot water system -----   | 38 282         | 972             | 1 774          | 3 223          | 3 671          | 3 960          | 7 152          | 5 820          | 5 150          | 6 560         | 476              |
| Central warm-air furnace or electric heat pump -----                          | 298 188        | 16 105          | 29 395         | 30 800         | 30 116         | 31 564         | 56 595         | 41 297         | 37 232         | 25 084        | 419              |
| Other built-in electric units -----   | 15 268         | 337             | 470            | 609            | 835            | 1 098          | 3 039          | 3 160          | 3 443          | 2 277         | 539              |
| Floor, wall, or pipeless furnace -----  | 5 575          | 1 466           | 974            | 852            | 614            | 487            | 574            | 340            | 213            | 55            | 270              |
| Other means -----   | 14 986         | 2 179           | 1 845          | 2 053          | 1 651          | 1 456          | 2 450          | 1 632          | 1 154          | 566           | 343              |
| <b>Air conditioning</b> -----   | <b>85 505</b>  | <b>5 673</b>    | <b>8 424</b>   | <b>8 601</b>   | <b>8 696</b>   | <b>9 151</b>   | <b>15 180</b>  | <b>10 836</b>  | <b>9 924</b>   | <b>9 020</b>  | <b>413</b>       |
| Central system -----  | 45 982         | 1 525           | 2 976          | 3 622          | 3 861          | 4 510          | 8 524          | 6 811          | 6 919          | 7 234         | 474              |
| 1 or more individual room units -----   | 39 523         | 4 148           | 5 448          | 4 979          | 4 835          | 4 641          | 6 656          | 4 025          | 3 005          | 1 786         | 354              |
| <b>House heating fuel</b> -----   | <b>372 299</b> | <b>21 059</b>   | <b>34 458</b>  | <b>37 537</b>  | <b>36 887</b>  | <b>38 565</b>  | <b>69 810</b>  | <b>52 249</b>  | <b>47 192</b>  | <b>34 542</b> | <b>424</b>       |
| Utility gas -----   | 329 225        | 19 305          | 32 264         | 34 444         | 33 632         | 34 873         | 61 378         | 45 088         | 39 437         | 28 804        | 415              |
| Bottled, tank, or LP gas -----  | 8 370          | 485             | 451            | 811            | 850            | 766            | 1 680          | 1 230          | 1 169          | 928           | 444              |
| Electricity -----   | 25 520         | 547             | 821            | 1 150          | 1 417          | 1 953          | 4 997          | 4 760          | 5 627          | 4 248         | 539              |
| Fuel oil, kerosene, etc. -----  | 561            | 28              | 53             | 72             | 59             | 38             | 66             | 56             | 97             | 92            | 438              |
| Other -----   | 8 623          | 694             | 869            | 1 060          | 929            | 935            | 1 689          | 1 115          | 862            | 470           | 391              |

Table A-19. Selected Monthly Owner Costs for Not Mortgaged Housing Units With a White Householder: 1980

[Data are estimates based on a sample, see Introduction. For meaning of symbols, see Introduction. For definitions of terms, see appendixes A and B]

| The State   | Total          | Less than \$50 | \$50 to \$74 | \$75 to \$99  | \$100 to \$124 | \$125 to \$149 | \$150 to \$199 | \$200 to \$249 | \$250 or more | Median (dollars) |
|---|----------------|----------------|--------------|---------------|----------------|----------------|----------------|----------------|---------------|------------------|
| <b>Specified owner-occupied housing units</b> -----                           | <b>121 738</b> | <b>1 028</b>   | <b>7 075</b> | <b>21 864</b> | <b>30 513</b>  | <b>24 333</b>  | <b>24 570</b>  | <b>7 433</b>   | <b>4 922</b>  | <b>125</b>       |
| <b>PERSONS IN UNIT</b>  |                |                |              |               |                |                |                |                |               |                  |
| 1 person -----  | 33 018         | 635            | 3 459        | 8 906         | 9 103          | 5 176          | 4 103          | 972            | 664           | 110              |
| 2 persons -----   | 60 012         | 284            | 2 636        | 10 157        | 15 786         | 12 919         | 12 371         | 3 550          | 2 309         | 127              |
| 3 persons -----   | 15 322         | 69             | 537          | 1 586         | 3 350          | 3 447          | 4 133          | 1 336          | 864           | 140              |
| 4 persons -----   | 7 980          | 22             | 251          | 809           | 1 408          | 1 639          | 2 414          | 837            | 600           | 148              |
| 5 persons -----   | 3 272          | 12             | 97           | 158           | 535            | 762            | 1 011          | 396            | 301           | 154              |
| 6 persons -----   | 1 309          | 2              | 44           | 167           | 214            | 247            | 323            | 187            | 125           | 148              |
| 7 persons -----   | 582            | —              | 37           | 69            | 95             | 98             | 142            | 108            | 33            | 148              |
| 8 or more persons -----   | 243            | 4              | 14           | 12            | 22             | 45             | 73             | 47             | 26            | 167              |
| Median -----  | 1.96           | 1.31           | 1.53         | 1.70          | 1.89           | 2.04           | 2.16           | 2.27           | 2.28          | ...              |
| <b>HOUSEHOLD TYPE AND AGE OF HOUSEHOLDER</b>                                  |                |                |              |               |                |                |                |                |               |                  |
| <b>Married-couple families</b> -----  | <b>76 692</b>  | <b>293</b>     | <b>3 013</b> | <b>10 908</b> | <b>18 751</b>  | <b>16 468</b>  | <b>17 890</b>  | <b>5 688</b>   | <b>3 681</b>  | <b>133</b>       |
| 15 to 24 years -----  | 553            | 3              | 78           | 131           | 136            | 90             | 90             | 10             | 15            | 112              |
| 25 to 34 years -----  | 2 782          | 28             | 231          | 385           | 612            | 518            | 682            | 213            | 113           | 132              |
| 35 to 44 years -----  | 4 688          | 13             | 165          | 485           | 817            | 928            | 1 307          | 611            | 362           | 148              |
| 45 to 64 years -----  | 34 481         | 84             | 900          | 3 789         | 7 513          | 7 557          | 9 347          | 3 078          | 2 213         | 141              |
| 65 years and over -----   | 34 188         | 165            | 1 639        | 6 118         | 9 673          | 6 464          | 7 776          | 1 776          | 978           | 124              |
| <b>Male householder, no wife present</b> -----                                | <b>10 048</b>  | <b>390</b>     | <b>1 230</b> | <b>2 443</b>  | <b>2 491</b>   | <b>1 450</b>   | <b>1 235</b>   | <b>455</b>     | <b>354</b>    | <b>110</b>       |
| 15 to 24 years -----  | 340            | 39             | 64           | 90            | 50             | 39             | 25             | 20             | 13            | 94               |
| 25 to 34 years -----  | 876            | 86             | 105          | 147           | 212            | 107            | 124            | 42             | 53            | 112              |
| 35 to 44 years -----  | 699            | 32             | 108          | 130           | 138            | 101            | 90             | 48             | 52            | 114              |
| 45 to 64 years -----  | 2 852          | 66             | 354          | 723           | 680            | 403            | 384            | 151            | 91            | 110              |
| 65 years and over -----   | 5 281          | 167            | 599          | 1 353         | 1 411          | 800            | 612            | 194            | 145           | 109              |
| <b>Female householder, no husband present</b> -----                           | <b>34 998</b>  | <b>345</b>     | <b>2 832</b> | <b>8 513</b>  | <b>9 271</b>   | <b>6 415</b>   | <b>5 445</b>   | <b>1 290</b>   | <b>887</b>    | <b>116</b>       |
| 15 to 24 years -----  | 184            | 6              | 23           | 51            | 12             | 41             | 44             | 7              | —             | 125              |
| 25 to 34 years -----  | 704            | 3              | 40           | 161           | 171            | 127            | 164            | 19             | 19            | 122              |
| 35 to 44 years -----  | 1 192          | 17             | 31           | 163           | 193            | 224            | 339            | 110            | 115           | 146              |
| 45 to 64 years -----  | 9 366          | 83             | 569          | 1 759         | 2 373          | 1 986          | 1 771          | 490            | 335           | 124              |
| 65 years and over -----   | 23 552         | 236            | 2 169        | 6 379         | 6 522          | 4 037          | 3 127          | 664            | 418           | 111              |
| Median age -----  | 65.5           | 67.5           | 69.2         | 69.1          | 67.2           | 65.1           | 62.3           | 59.6           | 58.7          | ...              |
| <b>YEAR HOUSEHOLDER MOVED INTO UNIT</b>                                       |                |                |              |               |                |                |                |                |               |                  |
| 1979 to March 1980 -----  | 5 959          | 145            | 469          | 1 056         | 1 061          | 955            | 1 426          | 415            | 432           | 132              |
| 1975 to 1978 -----  | 15 092         | 218            | 889          | 2 017         | 3 047          | 2 996          | 3 641          | 1 346          | 938           | 136              |
| 1970 to 1974 -----  | 14 687         | 123            | 767          | 2 120         | 3 076          | 2 825          | 3 388          | 1 394          | 994           | 136              |
| 1960 to 1969 -----  | 27 544         | 201            | 1 355        | 4 232         | 6 403          | 5 722          | 6 415          | 1 942          | 1 274         | 132              |
| 1959 or earlier -----   | 58 456         | 341            | 3 595        | 12 439        | 16 926         | 11 835         | 9 700          | 2 336          | 1 284         | 119              |
| <b>ROOMS</b>  |                |                |              |               |                |                |                |                |               |                  |
| 1 to 3 rooms -----  | 4 180          | 349            | 1 082        | 1 178         | 697            | 356            | 367            | 110            | 41            | 89               |
| 4 rooms -----   | 21 809         | 447            | 2 748        | 7 233         | 6 341          | 2 905          | 1 669          | 314            | 152           | 102              |
| 5 rooms -----   | 34 783         | 141            | 2 094        | 7 973         | 10 866         | 7 213          | 5 251          | 899            | 346           | 117              |
| 6 rooms -----   | 25 898         | 52             | 860          | 3 564         | 7 072          | 6 104          | 6 183          | 1 425          | 638           | 131              |
| 7 rooms -----   | 14 640         | 18             | 185          | 1 177         | 2 998          | 3 716          | 4 316          | 1 493          | 737           | 145              |
| 8 or more rooms -----   | 20 428         | 21             | 106          | 739           | 2 539          | 4 039          | 6 784          | 3 192          | 3 008         | 170              |
| Median -----  | 5.5            | 3.9            | 4.4          | 4.8           | 5.3            | 5.8            | 6.3            | 7.1            | 8.2           | ...              |
| <b>YEAR STRUCTURE BUILT</b>   |                |                |              |               |                |                |                |                |               |                  |
| 1975 to March 1980 -----  | 7 306          | 112            | 337          | 806           | 1 163          | 1 200          | 2 096          | 869            | 723           | 151              |
| 1970 to 1974 -----  | 7 799          | 48             | 270          | 515           | 1 072          | 1 571          | 2 394          | 1 123          | 806           | 159              |
| 1960 to 1969 -----  | 15 381         | 66             | 448          | 1 109         | 2 827          | 3 337          | 4 798          | 1 681          | 1 115         | 149              |
| 1950 to 1959 -----  | 29 729         | 138            | 826          | 4 005         | 7 779          | 7 042          | 7 008          | 1 845          | 1 086         | 133              |
| 1940 to 1949 -----  | 16 707         | 109            | 926          | 3 915         | 5 253          | 3 297          | 2 426          | 451            | 330           | 116              |
| 1939 or earlier -----   | 44 816         | 555            | 4 268        | 11 514        | 12 419         | 7 886          | 5 848          | 1 464          | 862           | 112              |
| <b>VALUE</b>  |                |                |              |               |                |                |                |                |               |                  |
| Less than \$10,000 -----  | 3 289          | 318            | 1 087        | 970           | 512            | 238            | 137            | 27             | —             | 81               |
| \$10,000 to \$19,999 -----  | 8 870          | 305            | 1 721        | 3 043         | 2 142          | 955            | 575            | 106            | 23            | 95               |
| \$20,000 to \$29,999 -----  | 14 378         | 166            | 1 783        | 5 182         | 4 127          | 1 873          | 997            | 204            | 46            | 100              |
| \$30,000 to \$39,999 -----  | 15 576         | 59             | 981          | 4 643         | 5 257          | 2 757          | 1 541          | 266            | 72            | 110              |
| \$40,000 to \$49,999 -----  | 18 227         | 57             | 762          | 3 683         | 6 235          | 4 200          | 2 773          | 420            | 97            | 118              |
| \$50,000 to \$59,999 -----  | 17 654         | 49             | 362          | 2 392         | 5 626          | 4 788          | 3 605          | 612            | 220           | 127              |
| \$60,000 to \$79,999 -----  | 24 256         | 41             | 283          | 1 467         | 5 262          | 6 856          | 8 125          | 1 726          | 496           | 144              |
| \$80,000 to \$99,999 -----  | 8 994          | 10             | 39           | 293           | 830            | 1 877          | 3 840          | 1 539          | 566           | 169              |
| \$100,000 to \$149,999 -----  | 6 709          | 16             | 36           | 127           | 373            | 607            | 2 317          | 1 785          | 1 448         | 197              |
| \$150,000 or more -----   | 3 785          | 7              | 21           | 64            | 149            | 182            | 660            | 748            | 1 954         | 250+             |
| Median -----  | \$50 200       | \$16 100       | \$23 700     | \$33 600      | \$45 000       | \$53 700       | \$66 200       | \$84 700       | \$128 800     | ...              |
| <b>SELECTED MONTHLY OWNER COSTS AS PERCENTAGE OF HOUSEHOLD INCOME IN 1979</b> |                |                |              |               |                |                |                |                |               |                  |
| Less than 10 percent -----  | 53 696         | 605            | 3 053        | 8 531         | 12 884         | 11 301         | 11 644         | 3 349          | 2 329         | 129              |
| 10 to 14 percent -----  | 24 984         | 177            | 1 474        | 4 722         | 6 357          | 4 769          | 4 944          | 1 625          | 916           | 124              |
| 15 to 19 percent -----  | 13 590         | 123            | 800          | 2 822         | 3 519          | 2 701          | 2 462          | 701            | 462           | 122              |
| 20 to 24 percent -----  | 8 613          | 40             | 698          | 1 659         | 2 258          | 1 758          | 1 520          | 381            | 299           | 121              |
| 25 to 29 percent -----  | 5 524          | 28             | 450          | 1 381         | 1 498          | 890            | 832            | 280            | 165           | 115              |
| 30 to 34 percent -----  | 4 145          | 5              | 245          | 1 004         | 1 002          | 756            | 701            | 318            | 114           | 120              |
| 35 percent or more -----  | 10 252         | 17             | 267          | 1 606         | 2 817          | 1 984          | 2 244          | 744            | 573           | 130              |
| Not computed -----  | 934            | 33             | 88           | 139           | 178            | 174            | 223            | 35             | 64            | 129              |
| Median -----  | 11.3           | 10—            | 11.5         | 12.5          | 11.8           | 10.8           | 10.5           | 11.1           | 10.5          | ...              |
| <b>SELECTED CHARACTERISTICS</b>   |                |                |              |               |                |                |                |                |               |                  |
| <b>Heating equipment</b> -----  | <b>121 720</b> | <b>1 028</b>   | <b>7 073</b> | <b>21 864</b> | <b>30 505</b>  | <b>24 327</b>  | <b>24 568</b>  | <b>7 433</b>   | <b>4 922</b>  | <b>125</b>       |
| Steam or hot water system -----   | 15 946         | 24             | 217          | 1 167         | 2 503          | 3 155          | 4 618          | 2 186          | 2 076         | 160              |
| Central warm-air furnace or electric heat pump -----                          | 80 197         | 243            | 2 808        | 13 133        | 22 296         | 17 777         | 17 062         | 4 355          | 2 523         | 127              |
| Other built-in electric units -----   | 3 157          | 3              | 137          | 441           | 632            | 559            | 882            | 305            | 198           | 141              |
| Floor, wall, or pipeless furnace -----  | 7 429          | 98             | 1 293        | 2 847         | 1 715          | 831            | 397            | 203            | 45            | 95               |
| Other means -----   | 14 991         | 660            | 2 618        | 4 276         | 3 359          | 2 005          | 1 609          | 384            | 80            | 100              |
| <b>Air conditioning</b> -----   | <b>31 643</b>  | <b>188</b>     | <b>1 508</b> | <b>5 281</b>  | <b>7 780</b>   | <b>6 335</b>   | <b>6 708</b>   | <b>2 010</b>   | <b>1 833</b>  | <b>129</b>       |
| Central system -----  | 13 530         | 51             | 316          | 1 363         | 2 805          | 2 797          | 3 555          | 1 317          | 1 326         | 145              |
| 1 or more individual room units -----   | 18 113         | 137            | 1 192        | 3 918         | 4 975          | 3 538          | 3 153          | 693            | 507           | 119              |
| <b>House heating fuel</b> -----   | <b>121 720</b> | <b>1 028</b>   | <b>7 073</b> | <b>21 864</b> | <b>30 505</b>  | <b>24 327</b>  | <b>24 568</b>  | <b>7 433</b>   | <b>4 922</b>  | <b>125</b>       |
| Utility gas -----   | 105 404        | 589            | 5 703        | 19 079        | 27 104         | 21 620         | 20 989         | 6 129          | 4 191         | 125              |
| Bottled, tank, or LP gas -----  | 6 454          | 84             | 397          | 1 074         | 1 259          | 1 082          | 1 592          | 633            | 333           | 135              |
| Electricity -----   | 4 657          | 16             | 207          | 593           | 887            | 830            | 1 334          | 443            | 347           | 144              |
| Fuel oil, kerosene, etc. -----  | 795            | 18             | 25           | 121           | 146            | 180            | 168            | 95             | 42            | 137              |
| Other -----   | 4 410          | 321            | 741          | 997           | 1 109          | 615            | 485            | 133            | 9             | 103              |

Table A—20. Year Structure Built for Owner- and Renter-Occupied Housing Units With a White Householder: 1980

(Data are estimates based on a sample, see Introduction. For meaning of symbols, see Introduction. For definitions of terms, see appendixes A and B)

| The State  | Owner-occupied housing units |                    |              |              |              | Renter-occupied housing units |         |                    |              |              |              |                 |
|--|------------------------------|--------------------|--------------|--------------|--------------|-------------------------------|---------|--------------------|--------------|--------------|--------------|-----------------|
|  | Total                        | 1975 to March 1980 | 1970 to 1974 | 1960 to 1969 | 1940 to 1959 | 1939 or earlier               | Total   | 1975 to March 1980 | 1970 to 1974 | 1960 to 1969 | 1940 to 1959 | 1939 or earlier |
| Occupied housing units                             | 641 100                      | 139 940            | 115 718      | 127 819      | 149 472      | 108 151                       | 328 707 | 45 196             | 72 206       | 73 113       | 74 435       | 63 757          |
| <b>HOUSEHOLD TYPE AND AGE OF HOUSEHOLDER</b>       |                              |                    |              |              |              |                               |         |                    |              |              |              |                 |
| <b>Married-couple families</b>                     | 468 532                      | 111 876            | 86 622       | 97 815       | 105 730      | 66 489                        | 112 826 | 16 218             | 23 873       | 25 159       | 26 891       | 20 685          |
| 15 to 24 years                                     | 13 662                       | 5 169              | 2 914        | 1 750        | 2 624        | 1 205                         | 22 335  | 3 310              | 5 864        | 5 526        | 5 004        | 2 631           |
| 25 to 34 years                                     | 111 027                      | 45 636             | 22 048       | 14 362       | 17 361       | 11 620                        | 45 651  | 6 810              | 9 345        | 9 739        | 11 658       | 8 099           |
| 35 to 44 years                                     | 109 466                      | 31 482             | 26 640       | 24 256       | 16 269       | 10 819                        | 17 316  | 2 776              | 3 505        | 3 521        | 4 151        | 3 363           |
| 45 to 64 years                                     | 172 799                      | 25 243             | 28 639       | 46 379       | 48 649       | 23 889                        | 17 579  | 2 237              | 3 258        | 3 872        | 4 002        | 4 210           |
| 65 years and over                                  | 61 578                       | 4 346              | 6 381        | 11 068       | 20 827       | 18 956                        | 9 945   | 1 085              | 1 901        | 2 501        | 2 076        | 2 382           |
| <b>Male householder, no wife present</b>           | 62 572                       | 13 951             | 11 130       | 10 082       | 13 610       | 13 799                        | 96 915  | 13 046             | 21 627       | 20 585       | 21 304       | 20 353          |
| 15 to 24 years                                     | 6 045                        | 1 817              | 1 332        | 1 040        | 1 086        | 770                           | 30 073  | 4 358              | 7 560        | 6 955        | 6 530        | 4 670           |
| 25 to 34 years                                     | 21 861                       | 6 640              | 4 260        | 2 927        | 4 003        | 4 031                         | 38 153  | 5 614              | 8 303        | 7 736        | 8 811        | 7 689           |
| 35 to 44 years                                     | 11 251                       | 3 079              | 2 307        | 1 879        | 2 110        | 1 876                         | 10 482  | 1 345              | 2 695        | 2 427        | 2 237        | 1 778           |
| 45 to 64 years                                     | 14 174                       | 1 986              | 2 417        | 2 992        | 3 715        | 3 064                         | 12 018  | 1 124              | 2 248        | 2 441        | 2 521        | 3 684           |
| 65 years and over                                  | 9 241                        | 429                | 814          | 1 244        | 2 696        | 4 058                         | 6 189   | 605                | 821          | 1 026        | 1 205        | 2 532           |
| <b>Female householder, no husband present</b>      | 109 996                      | 14 113             | 17 966       | 19 922       | 30 132       | 27 863                        | 118 966 | 15 932             | 26 706       | 27 369       | 26 240       | 22 719          |
| 15 to 24 years                                     | 3 161                        | 719                | 981          | 575          | 570          | 316                           | 27 897  | 4 149              | 7 432        | 6 237        | 5 655        | 4 424           |
| 25 to 34 years                                     | 17 302                       | 4 841              | 4 415        | 2 341        | 3 099        | 2 606                         | 35 152  | 4 764              | 7 961        | 7 454        | 7 957        | 7 016           |
| 35 to 44 years                                     | 16 842                       | 3 332              | 4 200        | 3 757        | 3 623        | 1 930                         | 11 915  | 1 370              | 3 020        | 2 836        | 2 682        | 2 007           |
| 45 to 64 years                                     | 33 578                       | 3 566              | 5 189        | 7 506        | 10 961       | 6 356                         | 17 248  | 1 809              | 3 331        | 4 205        | 4 267        | 3 636           |
| 65 years and over                                  | 39 113                       | 1 655              | 3 181        | 5 743        | 11 879       | 16 655                        | 26 754  | 3 840              | 4 962        | 6 637        | 5 779        | 5 636           |
| Median age   | 45.9                         | 36.1               | 41.2         | 48.3         | 53.6         | 57.5                          | 31.1    | 30.2               | 29.7         | 31.3         | 30.9         | 33.6            |
| <b>YEAR HOUSEHOLDER MOVED INTO UNIT</b>            |                              |                    |              |              |              |                               |         |                    |              |              |              |                 |
| 1979 to March 1980                                 | 120 012                      | 60 262             | 20 537       | 14 628       | 14 062       | 10 523                        | 193 655 | 35 391             | 45 554       | 42 448       | 40 032       | 30 230          |
| 1975 to 1978                                       | 208 758                      | 79 678             | 44 285       | 32 482       | 30 871       | 21 442                        | 93 046  | 9 805              | 20 928       | 21 443       | 22 173       | 18 697          |
| 1970 to 1974                                       | 110 348                      | —                  | 50 896       | 24 768       | 20 580       | 14 104                        | 23 044  | —                  | 5 724        | 5 373        | 5 726        | 6 221           |
| 1960 to 1969                                       | 109 774                      | —                  | —            | 55 941       | 33 840       | 19 993                        | 12 637  | —                  | —            | 3 849        | 4 257        | 4 531           |
| 1959 or earlier                                    | 92 208                       | —                  | —            | —            | 50 119       | 42 089                        | 6 325   | —                  | —            | —            | 2 247        | 4 078           |
| <b>ROOMS</b>                                       |                              |                    |              |              |              |                               |         |                    |              |              |              |                 |
| 1 room   | 1 193                        | 293                | 273          | 258          | 224          | 145                           | 11 336  | 839                | 1 829        | 2 641        | 2 436        | 3 591           |
| 2 rooms  | 3 699                        | 802                | 831          | 735          | 857          | 474                           | 29 356  | 3 998              | 6 330        | 7 201        | 5 806        | 6 021           |
| 3 rooms  | 16 744                       | 2 465              | 3 750        | 3 550        | 3 399        | 3 580                         | 74 391  | 10 302             | 18 477       | 17 512       | 14 969       | 13 131          |
| 4 rooms  | 80 168                       | 13 285             | 15 560       | 12 387       | 20 904       | 18 032                        | 99 673  | 14 120             | 24 084       | 23 249       | 22 756       | 15 464          |
| 5 rooms  | 129 232                      | 23 684             | 20 414       | 18 731       | 37 187       | 29 216                        | 56 705  | 7 732              | 11 679       | 11 038       | 14 080       | 12 176          |
| 6 rooms  | 119 784                      | 27 208             | 17 831       | 20 339       | 31 252       | 23 154                        | 27 390  | 3 968              | 4 947        | 4 691        | 7 108        | 6 676           |
| 7 or more rooms                                    | 290 280                      | 72 203             | 57 059       | 71 819       | 55 649       | 33 550                        | 29 856  | 4 237              | 4 860        | 6 781        | 7 280        | 6 698           |
| Median   | 6.2                          | 6.6                | 6.5          | 6.9          | 5.9          | 5.6                           | 4.0     | 4.0                | 3.9          | 3.9          | 4.1          | 4.1             |
| <b>PLUMBING FACILITIES BY PERSONS PER ROOM</b>     |                              |                    |              |              |              |                               |         |                    |              |              |              |                 |
| <b>Complete plumbing for exclusive use</b>         | 638 117                      | 139 606            | 115 460      | 127 465      | 148 859      | 106 727                       | 321 177 | 44 506             | 71 357       | 72 075       | 73 112       | 60 127          |
| 0.50 or less                                       | 465 998                      | 97 134             | 79 467       | 94 477       | 112 165      | 82 755                        | 209 164 | 29 485             | 46 796       | 45 961       | 46 741       | 40 181          |
| 0.51 to 1.00                                       | 163 632                      | 40 958             | 34 224       | 31 680       | 34 457       | 22 313                        | 102 111 | 13 881             | 22 555       | 24 017       | 23 631       | 18 027          |
| 1.01 to 1.50                                       | 7 149                        | 1 221              | 1 470        | 1 148        | 1 827        | 1 483                         | 7 243   | 854                | 1 544        | 1 480        | 2 024        | 1 341           |
| 1.51 or more                                       | 1 338                        | 293                | 299          | 160          | 410          | 176                           | 2 659   | 286                | 462          | 617          | 716          | 578             |
| <b>Lacking complete plumbing for exclusive use</b> | 2 983                        | 334                | 258          | 354          | 613          | 1 424                         | 7 530   | 690                | 849          | 1 038        | 1 323        | 3 630           |
| 0.50 or less                                       | 1 854                        | 191                | 167          | 178          | 308          | 1 010                         | 3 858   | 420                | 525          | 566          | 677          | 1 670           |
| 0.51 to 1.00                                       | 892                          | 80                 | 72           | 124          | 268          | 348                           | 3 226   | 218                | 272          | 425          | 554          | 1 757           |
| 1.01 to 1.50                                       | 118                          | 28                 | 4            | 14           | 23           | 49                            | 180     | 22                 | 22           | 23           | 43           | 70              |
| 1.51 or more                                       | 119                          | 35                 | 15           | 38           | 14           | 17                            | 266     | 30                 | 30           | 24           | 49           | 133             |
| <b>PERSONS IN UNIT</b>                             |                              |                    |              |              |              |                               |         |                    |              |              |              |                 |
| 1 person   | 102 031                      | 15 643             | 16 115       | 16 677       | 26 024       | 27 572                        | 129 773 | 16 487             | 28 906       | 29 015       | 27 694       | 27 671          |
| 2 persons  | 220 795                      | 41 416             | 33 996       | 42 211       | 60 944       | 42 228                        | 101 763 | 15 278             | 23 492       | 22 302       | 22 207       | 18 484          |
| 3 persons  | 117 664                      | 28 336             | 21 624       | 25 055       | 26 306       | 16 343                        | 47 010  | 6 418              | 10 271       | 10 884       | 11 461       | 7 976           |
| 4 persons  | 120 193                      | 35 130             | 25 699       | 25 592       | 21 589       | 12 183                        | 29 400  | 4 360              | 5 665        | 6 542        | 7 531        | 5 302           |
| 5 persons  | 53 026                       | 13 680             | 12 457       | 11 920       | 9 310        | 5 659                         | 12 971  | 1 732              | 2 469        | 2 764        | 3 522        | 2 484           |
| 6 or more persons                                  | 27 391                       | 5 735              | 5 827        | 6 364        | 5 299        | 4 166                         | 7 790   | 921                | 1 403        | 1 606        | 2 020        | 1 840           |
| Median   | 2.49                         | 2.96               | 2.86         | 2.70         | 2.30         | 2.13                          | 1.84    | 1.90               | 1.81         | 1.84         | 1.93         | 1.73            |
| Total persons                                      | 1 836 603                    | 434 592            | 356 053      | 382 913      | 396 642      | 266 403                       | 696 814 | 96 285             | 147 605      | 154 567      | 165 935      | 132 422         |
| <b>UNITS IN STRUCTURE</b>                          |                              |                    |              |              |              |                               |         |                    |              |              |              |                 |
| 1, detached or attached                            | 552 890                      | 115 186            | 84 713       | 109 706      | 141 890      | 101 395                       | 109 681 | 10 423             | 11 213       | 18 171       | 36 725       | 33 149          |
| 2  | 8 465                        | 1 002              | 936          | 1 107        | 2 562        | 2 858                         | 23 341  | 2 534              | 2 514        | 4 282        | 7 362        | 6 649           |
| 3 and 4  | 7 428                        | 1 978              | 2 562        | 710          | 753          | 1 425                         | 26 859  | 4 314              | 5 349        | 5 199        | 5 986        | 6 011           |
| 5 to 9   | 5 688                        | 1 863              | 1 387        | 902          | 541          | 995                           | 27 807  | 4 033              | 6 038        | 5 459        | 6 122        | 6 155           |
| 10 to 49   | 13 848                       | 3 696              | 4 579        | 3 193        | 1 272        | 1 108                         | 90 658  | 14 298             | 28 127       | 24 367       | 14 913       | 9 673           |
| 50 or more   | 4 985                        | 1 733              | 1 483        | 1 351        | 326          | 92                            | 39 658  | 7 649              | 15 138       | 12 297       | 2 759        | 1 815           |
| Mobile home or trailer, etc.                       | 47 796                       | 14 482             | 20 058       | 10 850       | 2 128        | 278                           | 10 703  | 1 945              | 3 827        | 3 338        | 1 288        | 305             |
| <b>SELECTED CHARACTERISTICS</b>                    |                              |                    |              |              |              |                               |         |                    |              |              |              |                 |
| <b>Heating equipment</b>                           | 640 974                      | 139 869            | 115 710      | 127 799      | 149 455      | 108 141                       | 328 496 | 45 184             | 72 161       | 73 076       | 74 363       | 63 712          |
| Steam or hot water system                          | 72 684                       | 11 927             | 10 985       | 21 237       | 13 750       | 14 785                        | 94 091  | 12 874             | 24 769       | 24 934       | 15 030       | 16 484          |
| Central warm-air furnace or electric heat pump     | 479 177                      | 104 014            | 96 165       | 98 604       | 117 273      | 63 121                        | 172 295 | 24 107             | 39 920       | 39 112       | 42 337       | 26 819          |
| Other built-in electric units                      | 26 187                       | 17 062             | 3 343        | 1 820        | 1 756        | 2 206                         | 19 738  | 6 418              | 4 948        | 4 402        | 2 213        | 1 757           |
| Floor, wall, or pipeless furnace                   | 17 336                       | 754                | 889          | 1 459        | 5 995        | 8 239                         | 12 646  | 475                | 879          | 1 603        | 5 022        | 4 667           |
| Other means  | 45 590                       | 6 112              | 4 328        | 4 679        | 10 681       | 19 790                        | 29 726  | 1 310              | 1 645        | 3 025        | 9 761        | 13 985          |
| <b>Air conditioning</b>                            | 181 601                      | 41 381             | 40 814       | 38 761       | 39 234       | 21 411                        | 126 630 | 23 434             | 46 129       | 34 389       | 15 189       | 7 489           |
| Central system                                     | 97 783                       | 31 019             | 26 348       | 21 044       | 14 262       | 5 110                         | 54 281  | 12 324             | 22 269       | 13 528       | 4 699        | 1 461           |
| 1 or more individual room units                    | 83 818                       | 10 362             | 14 466       | 17 717       | 24 972       | 16 301                        | 72 349  | 11 110             | 23 860       | 20 861       | 10 490       | 6 028           |
| <b>House heating fuel</b>                          | 640 974                      | 139 869            | 115 710      | 127 799      | 149 455      | 108 141                       | 328 496 | 45 184             | 72 161       | 73 076       | 74 363       | 63 712          |
| Utility gas  | 535 929                      | 102 131            | 98 124       | 114 513      | 135 627      | 85 534                        | 258 058 | 30 727             | 55 744       | 58 591       | 62 780       | 50 216          |
| Bottled, tank, or LP gas                           | 37 527                       | 6 286              | 8 078        | 6 373        | 5 959        | 10 831                        | 15 804  | 1 478              | 2 078        | 2 508        | 3 743        | 5 997           |
| Electricity  | 43 868                       | 26 656             | 6 867        | 3 919        | 3 364        | 3 062                         | 43 895  | 12 015             | 12 869       | 10 404       | 5 625        | 2 982           |
| Fuel oil, kerosene, etc.                           | 2 810                        | 161                | 256          | 419          | 663          | 1 311                         | 2 873   | 205                | 474          | 549          | 741          | 904             |
| Other  | 20 840                       | 4 635              | 2 385        | 2 575        | 3 842        | 7 403                         | 7 866   | 759                | 996          | 1 024        | 1 474        | 3 613           |
| <b>Income in 1979 below poverty level</b>          | 36 413                       | 4 678              | 5 154        | 5 522        | 9 427        | 11 632                        | 57 715  | 6 702              | 10 874       | 11 799       | 13 848       | 14 492          |
| Percent below poverty level                        | 5.7                          | 3.3                | 4.5          | 4.3          | 6.3          | 10.8                          | 17.6    | 14.8               |              |              |              |                 |

Table A-21. Units in Structure for Owner- and Renter-Occupied Housing Units With a White Householder: 1980

[Data are estimates based on a sample, see Introduction. For meaning of symbols, see Introduction. For definitions of terms, see appendixes A and B]

| The State  | Owner-occupied housing units |                              |                 |                              | Renter-occupied housing units |                              |               |               |               |                |                  |                              |
|--|------------------------------|------------------------------|-----------------|------------------------------|-------------------------------|------------------------------|---------------|---------------|---------------|----------------|------------------|------------------------------|
|  | Total                        | 1 unit, detached or attached | 2 or more units | Mobile home or trailer, etc. | Total                         | 1 unit, detached or attached | 2 units       | 3 and 4 units | 5 to 9 units  | 10 to 49 units | 50 or more units | Mobile home or trailer, etc. |
| <b>Occupied housing units</b> .....                  | <b>641 100</b>               | <b>552 890</b>               | <b>40 414</b>   | <b>47 796</b>                | <b>328 707</b>                | <b>109 681</b>               | <b>23 341</b> | <b>26 859</b> | <b>27 807</b> | <b>90 658</b>  | <b>39 658</b>    | <b>10 703</b>                |
| Condominium housing units .....                      | 30 632                       | 9 162                        | 21 470          | -                            | 11 449                        | 2 008                        | 235           | 1 670         | 1 428         | 4 245          | 1 863            | -                            |
| <b>HOUSEHOLD TYPE AND AGE OF HOUSEHOLDER</b>         |                              |                              |                 |                              |                               |                              |               |               |               |                |                  |                              |
| <b>Married-couple families</b> .....                 | <b>468 532</b>               | <b>421 821</b>               | <b>17 586</b>   | <b>29 125</b>                | <b>112 826</b>                | <b>55 825</b>                | <b>8 164</b>  | <b>8 446</b>  | <b>7 339</b>  | <b>20 586</b>  | <b>7 788</b>     | <b>4 678</b>                 |
| 15 to 24 years .....                                 | 13 662                       | 9 400                        | 3 648           | 3 614                        | 22 335                        | 7 501                        | 1 673         | 2 224         | 1 704         | 5 744          | 1 952            | 1 537                        |
| 25 to 34 years .....                                 | 111 027                      | 99 899                       | 3 424           | 7 704                        | 45 651                        | 23 491                       | 3 844         | 3 829         | 3 185         | 7 513          | 2 113            | 1 676                        |
| 35 to 44 years .....                                 | 109 466                      | 102 532                      | 2 433           | 4 501                        | 17 316                        | 11 086                       | 1 096         | 857           | 986           | 2 059          | 537              | 695                          |
| 45 to 64 years .....                                 | 172 799                      | 157 416                      | 6 628           | 8 755                        | 17 579                        | 10 977                       | 935           | 915           | 877           | 2 991          | 1 327            | 437                          |
| 65 years and over .....                              | 61 578                       | 52 574                       | 4 453           | 4 551                        | 9 945                         | 3 650                        | 616           | 621           | 587           | 2 279          | 1 859            | 333                          |
| <b>Male householder, no wife present</b> .....       | <b>62 572</b>                | <b>45 802</b>                | <b>8 854</b>    | <b>7 916</b>                 | <b>96 915</b>                 | <b>25 603</b>                | <b>6 235</b>  | <b>7 685</b>  | <b>9 176</b>  | <b>33 262</b>  | <b>11 993</b>    | <b>2 961</b>                 |
| 15 to 24 years .....                                 | 6 045                        | 3 386                        | 1 063           | 1 596                        | 30 073                        | 7 617                        | 1 953         | 2 339         | 2 796         | 10 734         | 3 417            | 1 217                        |
| 25 to 34 years .....                                 | 21 861                       | 15 904                       | 3 739           | 2 218                        | 38 153                        | 11 281                       | 2 688         | 3 372         | 3 712         | 12 319         | 3 797            | 984                          |
| 35 to 44 years .....                                 | 11 251                       | 8 490                        | 1 519           | 1 242                        | 10 482                        | 2 640                        | 684           | 760           | 836           | 3 718          | 1 536            | 308                          |
| 45 to 64 years .....                                 | 14 174                       | 10 537                       | 1 792           | 1 845                        | 12 018                        | 2 686                        | 622           | 761           | 1 200         | 4 588          | 1 842            | 319                          |
| 65 years and over .....                              | 9 241                        | 7 485                        | 7 741           | 1 015                        | 6 189                         | 1 379                        | 288           | 453           | 632           | 1 903          | 1 401            | 133                          |
| <b>Female householder, no husband present</b> .....  | <b>109 996</b>               | <b>85 267</b>                | <b>13 974</b>   | <b>10 755</b>                | <b>118 966</b>                | <b>28 253</b>                | <b>8 942</b>  | <b>10 728</b> | <b>11 292</b> | <b>36 810</b>  | <b>19 877</b>    | <b>3 064</b>                 |
| 15 to 24 years .....                                 | 3 161                        | 1 546                        | 777             | 838                          | 27 897                        | 5 608                        | 2 182         | 2 549         | 3 002         | 9 927          | 3 671            | 958                          |
| 25 to 34 years .....                                 | 17 302                       | 12 018                       | 3 148           | 2 136                        | 35 152                        | 9 850                        | 2 933         | 3 963         | 3 533         | 10 755         | 3 432            | 686                          |
| 35 to 44 years .....                                 | 16 842                       | 13 670                       | 1 780           | 1 392                        | 11 915                        | 4 039                        | 932           | 996           | 1 067         | 3 220          | 1 291            | 370                          |
| 45 to 64 years .....                                 | 33 578                       | 26 757                       | 3 528           | 3 293                        | 17 248                        | 4 168                        | 1 341         | 1 499         | 1 629         | 5 567          | 2 572            | 472                          |
| 65 years and over .....                              | 39 113                       | 31 276                       | 4 741           | 3 096                        | 26 754                        | 4 588                        | 1 554         | 1 721         | 2 061         | 7 341          | 8 911            | 578                          |
| Median age .....                                     | 45.9                         | 45.9                         | 48.5            | 43.0                         | 31.1                          | 32.2                         | 30.0          | 29.4          | 29.7          | 29.7           | 38.5             | 28.7                         |
| <b>YEAR HOUSEHOLDER MOVED INTO UNIT</b>              |                              |                              |                 |                              |                               |                              |               |               |               |                |                  |                              |
| 1979 to March 1980 .....                             | 120 012                      | 92 393                       | 12 378          | 15 241                       | 193 655                       | 60 026                       | 13 563        | 16 582        | 17 181        | 57 259         | 21 880           | 7 164                        |
| 1975 to 1978 .....                                   | 208 758                      | 175 914                      | 13 999          | 18 845                       | 93 046                        | 32 091                       | 6 784         | 7 421         | 7 577         | 24 942         | 11 798           | 2 433                        |
| 1970 to 1974 .....                                   | 110 348                      | 94 615                       | 5 677           | 10 056                       | 23 044                        | 8 176                        | 1 640         | 1 576         | 1 705         | 5 065          | 4 131            | 751                          |
| 1960 to 1969 .....                                   | 109 774                      | 102 043                      | 4 344           | 3 387                        | 12 637                        | 5 385                        | 873           | 869           | 940           | 2 641          | 1 648            | 281                          |
| 1959 or earlier .....                                | 92 208                       | 87 925                       | 4 016           | 267                          | 6 325                         | 4 003                        | 481           | 411           | 404           | 751            | 201              | 74                           |
| <b>ROOMS</b>   |                              |                              |                 |                              |                               |                              |               |               |               |                |                  |                              |
| 1 room .....   | 1 193                        | 431                          | 324             | 438                          | 11 336                        | 820                          | 295           | 553           | 936           | 5 190          | 3 364            | 178                          |
| 2 rooms .....  | 3 699                        | 1 398                        | 1 158           | 1 143                        | 29 356                        | 2 719                        | 1 145         | 1 871         | 3 318         | 12 980         | 6 757            | 566                          |
| 3 rooms .....  | 16 744                       | 7 704                        | 4 689           | 4 351                        | 74 391                        | 9 345                        | 3 867         | 5 454         | 7 471         | 31 324         | 15 057           | 1 873                        |
| 4 rooms .....  | 80 168                       | 49 613                       | 11 541          | 19 014                       | 99 673                        | 24 819                       | 9 354         | 12 110        | 10 097        | 28 539         | 10 059           | 4 695                        |
| 5 rooms .....  | 129 232                      | 103 371                      | 10 103          | 15 758                       | 56 705                        | 27 476                       | 4 935         | 4 611         | 3 815         | 9 744          | 3 509            | 2 615                        |
| 6 rooms .....  | 119 784                      | 109 190                      | 5 931           | 4 663                        | 27 390                        | 18 789                       | 2 260         | 1 435         | 1 641         | 2 036          | 706              | 523                          |
| 7 or more rooms .....                                | 290 280                      | 281 183                      | 6 668           | 2 429                        | 29 856                        | 25 713                       | 1 485         | 825           | 529           | 845            | 206              | 253                          |
| Median .....   | 6.2                          | 6.5                          | 4.7             | 4.4                          | 4.0                           | 5.1                          | 4.2           | 4.0           | 3.7           | 3.4            | 3.1              | 4.1                          |
| <b>PLUMBING FACILITIES BY PERSONS PER ROOM</b>       |                              |                              |                 |                              |                               |                              |               |               |               |                |                  |                              |
| <b>Complete plumbing for exclusive use</b>           | <b>638 117</b>               | <b>550 944</b>               | <b>39 698</b>   | <b>47 475</b>                | <b>321 177</b>                | <b>108 323</b>               | <b>22 920</b> | <b>26 156</b> | <b>26 696</b> | <b>87 998</b>  | <b>38 485</b>    | <b>10 599</b>                |
| 0.50 or less .....                                   | 465 998                      | 404 817                      | 32 065          | 29 116                       | 209 164                       | 65 955                       | 14 734        | 17 053        | 17 907        | 60 194         | 27 410           | 5 911                        |
| 0.51 to 1.00 .....                                   | 163 632                      | 140 071                      | 7 158           | 16 403                       | 102 111                       | 38 562                       | 7 598         | 8 185         | 7 958         | 25 395         | 10 376           | 4 037                        |
| 1.01 to 1.50 .....                                   | 7 149                        | 5 221                        | 365             | 1 563                        | 7 243                         | 3 051                        | 445           | 721           | 609           | 1 463          | 424              | 530                          |
| 1.51 or more .....                                   | 1 338                        | 835                          | 110             | 393                          | 2 659                         | 755                          | 143           | 197           | 222           | 946            | 275              | 121                          |
| <b>Lacking complete plumbing for exclusive use</b>   | <b>2 983</b>                 | <b>1 946</b>                 | <b>716</b>      | <b>321</b>                   | <b>7 530</b>                  | <b>1 358</b>                 | <b>421</b>    | <b>703</b>    | <b>1 111</b>  | <b>2 660</b>   | <b>1 173</b>     | <b>104</b>                   |
| 0.50 or less .....                                   | 1 854                        | 1 246                        | 480             | 128                          | 3 858                         | 665                          | 241           | 389           | 680           | 1 270          | 557              | 56                           |
| 0.51 to 1.00 .....                                   | 892                          | 540                          | 201             | 151                          | 3 226                         | 493                          | 145           | 286           | 385           | 1 310          | 578              | 29                           |
| 1.01 to 1.50 .....                                   | 118                          | 96                           | 16              | 6                            | 180                           | 102                          | 16            | 12            | 26            | 17             | -                | 7                            |
| 1.51 or more .....                                   | 119                          | 64                           | 19              | 36                           | 266                           | 98                           | 19            | 16            | 20            | 63             | 38               | 12                           |
| <b>BEDROOMS</b>                                      |                              |                              |                 |                              |                               |                              |               |               |               |                |                  |                              |
| None .....   | 1 453                        | 581                          | 396             | 476                          | 15 441                        | 1 193                        | 452           | 770           | 1 395         | 7 048          | 4 384            | 199                          |
| 1 .....  | 24 779                       | 13 550                       | 7 286           | 3 943                        | 110 415                       | 14 877                       | 5 794         | 8 049         | 11 724        | 45 949         | 22 488           | 1 534                        |
| 2 .....  | 166 475                      | 121 005                      | 19 842          | 25 628                       | 130 378                       | 40 246                       | 12 440        | 14 918        | 11 586        | 33 348         | 11 615           | 6 225                        |
| 3 .....  | 266 958                      | 240 953                      | 9 112           | 16 893                       | 53 197                        | 36 680                       | 3 872         | 2 615         | 2 624         | 3 704          | 1 060            | 2 642                        |
| 4 .....  | 143 208                      | 139 778                      | 2 663           | 767                          | 15 192                        | 12 987                       | 655           | 456           | 405           | 492            | 99               | 98                           |
| 5 or more .....                                      | 38 227                       | 37 023                       | 1 115           | 89                           | 4 084                         | 3 698                        | 128           | 51            | 73            | 117            | 12               | 5                            |
| <b>HOUSEHOLD INCOME IN 1979</b>                      |                              |                              |                 |                              |                               |                              |               |               |               |                |                  |                              |
| Less than \$5,000 .....                              | 41 205                       | 32 461                       | 2 905           | 5 839                        | 58 227                        | 14 390                       | 3 837         | 4 563         | 5 926         | 17 512         | 9 757            | 2 242                        |
| \$5,000 to \$9,999 .....                             | 65 153                       | 50 944                       | 5 144           | 9 065                        | 74 270                        | 20 471                       | 5 232         | 6 587         | 6 808         | 22 962         | 9 304            | 2 906                        |
| \$10,000 to \$12,499 .....                           | 38 818                       | 30 190                       | 3 282           | 5 346                        | 40 815                        | 12 209                       | 2 929         | 3 615         | 3 999         | 11 975         | 4 611            | 1 477                        |
| \$12,500 to \$14,999 .....                           | 36 816                       | 29 342                       | 3 152           | 4 322                        | 31 122                        | 9 866                        | 2 418         | 2 739         | 2 648         | 8 990          | 3 453            | 1 008                        |
| \$15,000 to \$19,999 .....                           | 88 259                       | 72 586                       | 6 858           | 8 815                        | 50 627                        | 18 620                       | 3 774         | 4 312         | 3 794         | 13 452         | 5 286            | 1 389                        |
| \$20,000 to \$24,999 .....                           | 95 555                       | 83 664                       | 5 148           | 6 743                        | 31 938                        | 13 574                       | 2 410         | 2 376         | 2 181         | 7 491          | 3 070            | 836                          |
| \$25,000 to \$34,999 .....                           | 140 038                      | 127 501                      | 7 031           | 5 506                        | 27 637                        | 13 182                       | 1 917         | 1 813         | 1 684         | 5 806          | 2 618            | 617                          |
| \$35,000 to \$49,999 .....                           | 87 275                       | 81 551                       | 4 183           | 1 541                        | 9 935                         | 5 216                        | 612           | 596           | 545           | 1 774          | 1 026            | 166                          |
| \$50,000 or more .....                               | 47 981                       | 44 651                       | 2 711           | 619                          | 4 136                         | 2 153                        | 212           | 258           | 222           | 696            | 533              | 62                           |
| Median .....   | \$22 413                     | \$23 524                     | \$19 046        | \$14 610                     | \$11 951                      | \$14 469                     | \$12 220      | \$11 576      | \$10 731      | \$11 014       | \$10 416         | \$10 344                     |
| Mean .....   | \$25 882                     | \$26 868                     | \$23 923        | \$16 128                     | \$14 247                      | \$16 627                     | \$14 070      | \$13 462      | \$12 467      | \$12 928       | \$12 933         | \$12 872                     |
| <b>SELECTED CHARACTERISTICS</b>                      |                              |                              |                 |                              |                               |                              |               |               |               |                |                  |                              |
| <b>Heating equipment</b> .....                       | <b>640 974</b>               | <b>552 790</b>               | <b>40 402</b>   | <b>47 782</b>                | <b>328 496</b>                | <b>109 630</b>               | <b>23 319</b> | <b>26 851</b> | <b>27 801</b> | <b>90 570</b>  | <b>39 642</b>    | <b>10 683</b>                |
| Steam or hot water system .....                      | 72 684                       | 61 375                       | 11 044          | 265                          | 94 091                        | 7 949                        | 2 919         | 7 221         | 10 001        | 46 525         | 19 257           | 219                          |
| Central warm-air furnace or electric heat pump ..... | 479 177                      | 414 516                      | 23 473          | 41 188                       | 172 295                       | 71 819                       | 16 023        | 14 511        | 12 689        | 32 841         | 15 741           | 8 671                        |
| Other built-in electric units .....                  | 26 187                       | 22 816                       | 2 816           | 555                          | 19 738                        | 4 138                        | 1 231         | 1 880         | 1 923         | 6 890          | 3 516            | 160                          |
| Floor, wall, or pipeless furnace .....               | 17 336                       | 15 289                       | 741             | 1 306                        | 12 646                        | 7 112                        | 989           | 1 013         | 919           | 1 541          | 640              | 432                          |
| Other means .....                                    | 45 590                       | 38 794                       | 2 328           | 4 468                        | 29 726                        | 18 612                       | 2 157         | 2 226         | 2 269         | 2 773          | 488              | 1 201                        |
| <b>Air conditioning</b> .....                        | <b>181 601</b>               | <b>135 833</b>               | <b>22 178</b>   | <b>23 590</b>                | <b>126 630</b>                | <b>17 259</b>                | <b>2 974</b>  | <b>6 824</b>  | <b>9 736</b>  | <b>57 196</b>  | <b>28 286</b>    | <b>4 355</b>                 |
| Central system .....                                 | 97 783                       | 71 538                       | 13 336          | 12 909                       | 54 281                        | 7 002                        | 1 204         | 3 193         | 4 435         | 21 814         | 14 544           | 2 089                        |
| <b>Vehicles available</b> .....                      | <b>623 171</b>               | <b>538 657</b>               | <b>38 357</b>   | <b>46 157</b>                | <b>284 136</b>                | <b>102 068</b>               | <b>20 783</b> | <b>23 570</b> | <b>23 626</b> | <b>75 026</b>  | <b>29 418</b>    | <b>9 645</b>                 |
| 1 .....  | 147 275                      | 112 994                      | 17 663          | 16 618                       | 155 486                       | 39 311                       | 10 965        | 14 097        | 15 384        | 50 197         | 20 704           | 4 828                        |
| 2 or more .....                                      | 475 896                      | 425 663                      | 20 694          | 29 539                       | 128 650                       | 62 757                       | 9 818         | 9 473         | 8 242         | 24 829         | 8 714            | 4 817                        |
| <b>House heating fuel</b> .....                      | <b>640 974</b>               |                              |                 |                              |                               |                              |               |               |               |                |                  |                              |

Table A-22. Owner- and Renter-Occupied Housing Units With a White Householder by Size of Household: 1980

[Data are estimates based on a sample, see Introduction. For meaning of symbols, see Introduction. For definitions of terms, see appendixes A and B.]

| The State   | Total          | 1 person       | 2 persons      | 3 persons      | 4 persons      | 5 persons     | 6 persons     | 7 persons    | 8 or more persons | Median      | Total persons    |
|---|----------------|----------------|----------------|----------------|----------------|---------------|---------------|--------------|-------------------|-------------|------------------|
| <b>Owner-occupied housing units</b>                                   | <b>641 100</b> | <b>102 031</b> | <b>220 795</b> | <b>117 664</b> | <b>120 193</b> | <b>53 026</b> | <b>18 397</b> | <b>6 477</b> | <b>2 517</b>      | <b>2.49</b> | <b>1 836 603</b> |
| Nonrelatives present  | 29 037         | -              | 14 744         | 6 221          | 3 723          | 2 331         | 1 077         | 616          | 325               | 2.48        | 89 590           |
| <b>ROOMS</b>  |                |                |                |                |                |               |               |              |                   |             |                  |
| 1 to 3 rooms  | 21 636         | 11 427         | 7 091          | 1 691          | 1 033          | 246           | 117           | 22           | 9                 | 1.45        | 37 647           |
| 4 rooms   | 80 168         | 28 107         | 34 949         | 9 709          | 5 146          | 1 640         | 424           | 143          | 50                | 1.84        | 161 449          |
| 5 rooms   | 129 232        | 28 274         | 54 449         | 21 336         | 16 285         | 6 156         | 1 906         | 658          | 168               | 2.17        | 316 838          |
| 6 rooms   | 119 784        | 16 542         | 46 783         | 24 339         | 21 040         | 7 946         | 2 219         | 678          | 237               | 2.43        | 329 734          |
| 7 rooms   | 105 778        | 8 496          | 34 391         | 22 787         | 24 709         | 10 251        | 3 421         | 1 292        | 431               | 2.94        | 331 545          |
| 8 or more rooms   | 184 502        | 9 185          | 43 132         | 37 802         | 51 980         | 26 787        | 10 310        | 3 684        | 1 622             | 3.54        | 659 390          |
| Median  | 6.2            | 4.9            | 5.8            | 6.6            | 7.2            | 7.5           | 7.8           | 7.9          | 8.3               | ...         | ...              |
| <b>PLUMBING FACILITIES BY PERSONS PER ROOM</b>                        |                |                |                |                |                |               |               |              |                   |             |                  |
| <b>Complete plumbing for exclusive use</b>                            | <b>638 117</b> | <b>100 880</b> | <b>219 786</b> | <b>117 326</b> | <b>119 956</b> | <b>52 912</b> | <b>18 328</b> | <b>6 432</b> | <b>2 497</b>      | <b>2.49</b> | <b>1 829 737</b> |
| 1.00 or less  | 629 630        | 100 880        | 219 538        | 116 934        | 118 962        | 51 053        | 15 941        | 4 958        | 1 364             | 2.47        | 1 780 918        |
| 1.01 to 1.50  | 7 149          | -              | -              | 297            | 793            | 1 616         | 2 284         | 1 316        | 843               | 5.88        | 41 590           |
| 1.51 or more  | 1 338          | -              | 248            | 95             | 201            | 243           | 103           | 158          | 290               | 5.01        | 7 229            |
| <b>Lacking complete plumbing for exclusive use</b>                    | <b>2 983</b>   | <b>1 151</b>   | <b>1 009</b>   | <b>338</b>     | <b>237</b>     | <b>114</b>    | <b>69</b>     | <b>45</b>    | <b>20</b>         | <b>1.84</b> | <b>6 866</b>     |
| 1.00 or less  | 2 746          | 1 151          | 973            | 306            | 198            | 87            | 9             | 18           | 4                 | 1.73        | 5 677            |
| 1.01 to 1.50  | 118            | -              | -              | 8              | 17             | 24            | 46            | 20           | 3                 | 5.72        | 714              |
| 1.51 or more  | 119            | -              | 36             | 24             | 22             | 3             | 14            | 7            | 13                | 3.48        | 475              |
| <b>UNITS IN STRUCTURE</b>   |                |                |                |                |                |               |               |              |                   |             |                  |
| 1, detached or attached   | 552 890        | 73 894         | 187 984        | 105 333        | 111 538        | 49 006        | 16 845        | 5 954        | 2 336             | 2.64        | 1 625 027        |
| 2 or more   | 40 414         | 16 284         | 14 828         | 4 473          | 2 675          | 1 196         | 637           | 213          | 108               | 1.76        | 88 953           |
| Mobile home or trailer, etc.  | 47 796         | 11 853         | 17 983         | 7 858          | 5 980          | 2 824         | 915           | 310          | 73                | 2.17        | 122 623          |
| <b>VALUE</b>  |                |                |                |                |                |               |               |              |                   |             |                  |
| <b>Specified owner-occupied housing units</b>                         | <b>494 104</b> | <b>64 499</b>  | <b>165 745</b> | <b>94 770</b>  | <b>102 327</b> | <b>44 464</b> | <b>14 981</b> | <b>5 253</b> | <b>2 065</b>      | <b>2.68</b> | <b>1 452 450</b> |
| Less than \$10,000  | 3 907          | 1 550          | 1 467          | 386            | 285            | 119           | 32            | 41           | 27                | 1.78        | 8 295            |
| \$10,000 to \$19,999  | 12 527         | 4 126          | 5 011          | 1 477          | 968            | 520           | 240           | 116          | 69                | 1.93        | 27 767           |
| \$20,000 to \$29,999  | 24 637         | 7 176          | 9 396          | 3 476          | 2 379          | 1 175         | 631           | 298          | 106               | 2.05        | 56 278           |
| \$30,000 to \$39,999  | 35 381         | 8 134          | 13 717         | 5 732          | 4 566          | 1 955         | 862           | 325          | 90                | 2.20        | 87 344           |
| \$40,000 to \$49,999  | 56 180         | 10 141         | 20 627         | 9 973          | 9 287          | 4 045         | 1 302         | 562          | 243               | 2.37        | 150 546          |
| \$50,000 to \$59,999  | 72 379         | 10 246         | 26 094         | 13 915         | 13 349         | 5 868         | 1 882         | 761          | 264               | 2.49        | 207 130          |
| \$60,000 to \$79,999  | 151 050        | 14 751         | 49 347         | 31 661         | 34 225         | 14 318        | 4 752         | 1 428        | 568               | 2.86        | 460 796          |
| \$80,000 to \$99,999  | 70 746         | 4 673          | 20 766         | 14 976         | 18 639         | 8 003         | 2 522         | 814          | 353               | 3.16        | 229 166          |
| \$100,000 to \$149,999  | 48 084         | 2 591          | 13 617         | 9 520          | 13 522         | 6 077         | 1 923         | 620          | 214               | 3.32        | 160 029          |
| \$150,000 or more   | 19 213         | 1 111          | 5 703          | 3 654          | 5 107          | 2 384         | 835           | 288          | 131               | 3.26        | 65 009           |
| Median  | \$64 800       | \$50 900       | \$62 200       | \$67 100       | \$71 400       | \$71 400      | \$69 800      | \$66 700     | \$67 300          | ...         | ...              |
| <b>SELECTED CHARACTERISTICS</b>                                       |                |                |                |                |                |               |               |              |                   |             |                  |
| <b>All income levels in 1979</b>                                      | <b>641 100</b> | <b>102 031</b> | <b>220 795</b> | <b>117 664</b> | <b>120 193</b> | <b>53 026</b> | <b>18 397</b> | <b>6 477</b> | <b>2 517</b>      | <b>2.49</b> | <b>1 836 603</b> |
| Median income   | \$22 413       | \$10 854       | \$21 463       | \$25 523       | \$26 456       | \$27 387      | \$27 765      | \$29 282     | \$29 601          | ...         | ...              |
| Median selected monthly owner costs as percentage of household income | 18.7           | 25.0           | 16.2           | 18.1           | 19.8           | 19.2          | 18.5          | 17.4         | 17.4              | ...         | ...              |
| With a mortgage   | 20.8           | 29.1           | 19.9           | 20.1           | 20.8           | 20.0          | 19.5          | 18.9         | 18.5              | ...         | ...              |
| Not mortgaged   | 11.3           | 20.5           | 10.4           | 10-            | 10-            | 10-           | 10-           | 10-          | 10-               | ...         | ...              |
| <b>Income in 1979 below poverty level</b>                             | <b>36 413</b>  | <b>14 497</b>  | <b>9 201</b>   | <b>4 308</b>   | <b>4 291</b>   | <b>2 392</b>  | <b>1 027</b>  | <b>424</b>   | <b>273</b>        | <b>1.90</b> | <b>...</b>       |
| Median income   | \$3 274        | \$2 850        | \$3 084        | \$3 471        | \$4 664        | \$5 695       | \$6 255       | \$7 754      | \$8 339           | ...         | ...              |
| Median selected monthly owner costs as percentage of household income | 50+            | 49.9           | 50+            | 50+            | 50+            | 50+           | 50+           | 50+          | 43.0              | ...         | ...              |
| With a mortgage   | 50+            | 50+            | 50+            | 50+            | 50+            | 50+           | 50+           | 50+          | 49.8              | ...         | ...              |
| Not mortgaged   | 41.4           | 44.0           | 40.0           | 34.4           | 28.3           | 26.4          | 31.3          | 15.4         | 23.2              | ...         | ...              |
| <b>Renter-occupied housing units</b>                                  | <b>328 707</b> | <b>129 773</b> | <b>101 763</b> | <b>47 010</b>  | <b>29 400</b>  | <b>12 971</b> | <b>4 721</b>  | <b>2 224</b> | <b>845</b>        | <b>1.84</b> | <b>696 814</b>   |
| Nonrelatives present  | 54 981         | -              | 34 917         | 12 021         | 4 753          | 1 964         | 727           | 464          | 135               | 2.29        | 142 063          |
| <b>ROOMS</b>  |                |                |                |                |                |               |               |              |                   |             |                  |
| 1 room  | 11 336         | 9 843          | 1 237          | 171            | 72             | 13            | -             | -            | -                 | 1.08        | 12 758           |
| 2 rooms   | 29 356         | 21 748         | 5 887          | 1 246          | 315            | 121           | 18            | 9            | 12                | 1.17        | 39 101           |
| 3 rooms   | 74 391         | 49 121         | 19 585         | 3 927          | 1 253          | 348           | 60            | 95           | 2                 | 1.26        | 106 183          |
| 4 rooms   | 99 673         | 32 780         | 40 927         | 16 405         | 6 796          | 2 008         | 463           | 212          | 82                | 1.92        | 203 500          |
| 5 rooms   | 56 705         | 10 635         | 20 363         | 12 108         | 8 600          | 3 279         | 1 144         | 425          | 181               | 2.37        | 147 215          |
| 6 rooms   | 27 390         | 3 354          | 7 772          | 6 451          | 5 370          | 2 752         | 1 069         | 493          | 129               | 2.90        | 83 326           |
| 7 or more rooms   | 29 856         | 2 292          | 5 992          | 6 702          | 6 994          | 4 450         | 1 967         | 990          | 469               | 3.49        | 105 181          |
| Median  | 4.0            | 3.2            | 4.1            | 4.6            | 5.2            | 5.8           | 6.1           | 6.3          | 6.7               | ...         | ...              |
| <b>PLUMBING FACILITIES BY PERSONS PER ROOM</b>                        |                |                |                |                |                |               |               |              |                   |             |                  |
| <b>Complete plumbing for exclusive use</b>                            | <b>321 177</b> | <b>125 103</b> | <b>99 994</b>  | <b>46 396</b>  | <b>29 178</b>  | <b>12 857</b> | <b>4 645</b>  | <b>2 182</b> | <b>822</b>        | <b>1.85</b> | <b>684 689</b>   |
| 1.00 or less  | 311 275        | 125 103        | 98 905         | 45 050         | 27 597         | 10 428        | 3 023         | 969          | 200               | 1.81        | 637 936          |
| 1.01 to 1.50  | 7 243          | -              | -              | 1 206          | 1 229          | 1 959         | 1 548         | 910          | 391               | 5.11        | 36 309           |
| 1.51 or more  | 2 659          | -              | 1 089          | 140            | 352            | 470           | 74            | 303          | 231               | 3.79        | 10 444           |
| <b>Lacking complete plumbing for exclusive use</b>                    | <b>7 530</b>   | <b>4 670</b>   | <b>1 769</b>   | <b>614</b>     | <b>222</b>     | <b>114</b>    | <b>76</b>     | <b>42</b>    | <b>23</b>         | <b>1.31</b> | <b>12 125</b>    |
| 1.00 or less  | 7 084          | 4 670          | 1 621          | 543            | 163            | 53            | 13            | 21           | -                 | 1.26        | 10 509           |
| 1.01 to 1.50  | 180            | -              | -              | 40             | 24             | 49            | 59            | 8            | -                 | 5.03        | 844              |
| 1.51 or more  | 266            | -              | 148            | 31             | 35             | 12            | 4             | 13           | 23                | 2.40        | 772              |
| <b>UNITS IN STRUCTURE</b>   |                |                |                |                |                |               |               |              |                   |             |                  |
| 1, detached or attached   | 109 681        | 22 992         | 33 420         | 21 957         | 17 100         | 8 422         | 3 502         | 1 583        | 705               | 2.45        | 299 578          |
| 2   | 23 341         | 7 547          | 8 131          | 4 134          | 2 193          | 901           | 249           | 155          | 31                | 2.01        | 51 833           |
| 3 and 4   | 26 859         | 10 267         | 8 991          | 4 356          | 2 049          | 767           | 237           | 160          | 32                | 1.85        | 55 388           |
| 5 to 9  | 27 807         | 13 214         | 8 017          | 3 489          | 1 843          | 990           | 189           | 49           | 16                | 1.59        | 52 776           |
| 10 to 49  | 90 658         | 47 937         | 28 533         | 8 654          | 3 952          | 1 103         | 285           | 158          | 36                | 1.45        | 152 161          |
| 50 or more  | 39 658         | 24 629         | 11 126         | 2 433          | 1 088          | 270           | 59            | 46           | 7                 | 1.31        | 59 920           |
| Mobile home or trailer, etc.  | 10 703         | 3 187          | 3 545          | 1 987          | 1 175          | 518           | 200           | 73           | 18                | 2.11        | 25 158           |
| <b>GROSS RENT</b>   |                |                |                |                |                |               |               |              |                   |             |                  |
| <b>Specified renter-occupied housing units</b>                        | <b>314 759</b> | <b>127 321</b> | <b>97 501</b>  | <b>44 522</b>  | <b>26 743</b>  | <b>11 734</b> | <b>4 238</b>  | <b>1 966</b> | <b>734</b>        | <b>1.81</b> | <b>657 177</b>   |
| Less than \$100   | 14 191         | 11 029         | 1 639          | 757            | 421            | 215           | 67            | 51           | 12                | 1.14        | 19 812           |
| \$100 to \$149  | 22 300         | 15 278         | 4 472          | 1 266          | 651            | 400           | 132           | 89           | 12                | 1.23        | 33 007           |
| \$150 to \$199  | 44 317         | 25 746         | 11 761         | 3 719          | 1 883          | 682           | 276           | 168          | 82                | 1.36        | 73 452           |
| \$200 to \$249  | 63 506         | 31 521         | 18 969         | 7 088          | 3 620          | 1 602         | 388           | 249          | 69                | 1.51        | 116 089          |
| \$250 to \$299  | 51 725         | 19 841         | 18 974         | 7 099          | 3 627          | 1 479         | 482           | 164          | 59                | 1.82        | 104 871          |
| \$300 to \$349  | 37 742         | 10 095         | 15 176         | 6 876          | 3 678          | 1 179         | 459           | 203          | 76                | 2.08        | 84 864           |
| \$350 to \$399  | 22 858         | 4 179          | 9 122          | 4 957          | 2 777          | 1 127         | 397           | 210          | 89                | 2.29        | 57 747           |
| \$400 to \$499  | 26 358         | 3 616          | 8 654          | 6 063          | 4 568          | 2 023         | 888           | 407          | 139               | 2.65        | 75 380           |
| \$500 or more   | 19 079         | 1 928          | 4 662          | 4 954          | 3 953          | 2 219         | 855           | 352          | 156               | 3.10        | 60 987           |
| No cash rent  | 12 683         | 4 088          | 4 072          | 1 743          | 1 565          | 808           | 294           | 73           | 40                | 2.05        | 30 968           |
| Median  | \$256          | \$213          | \$276          | \$311          | \$332          | \$346         | \$371         | \$355        | \$371             | ...         | ...              |
| <b>SELECTED CHARACTERISTICS</b>                                       |                |                |                |                |                |               |               |              |                   |             |                  |
| <b>All income levels in 1979</b>                                      | <b>328 707</b> | <b>129 773</b> | <b>101 763</b> | <b>47 010</b>  | <b>29 400</b>  | <b>12 971</b> | <b>4 721</b>  | <b>2 224</b> | <b>845</b>        | <b>1.84</b> | <b>696 814</b>   |
| Median income   | \$11 951       | \$8 425        | \$14 143       | \$14 770       | \$15 955       | \$16 810      | \$16 916      | \$16 845     | \$19 661          | ...         | ...              |
| Median gross rent as percentage of household income                   | 26.2           | 28.8           | 23.8           | 25.6           | 25.4           | 24.8          |               |              |                   |             |                  |

Table A-23. Household Composition and Age of Householder for Owner- and Renter-Occupied Housing Units With a White Householder: 1980

[Data are estimates based on a sample, see Introduction. For meaning of symbols, see Introduction. For definitions of terms, see appendices A and B]

| The State   | Married-couple families |                |                |                |                | Male householder, no wife present |                |                |                   |                | Female householder, no husband present |                |                |                |                | Median age |                   |                |                   |                |                |                   |
|---|-------------------------|----------------|----------------|----------------|----------------|-----------------------------------|----------------|----------------|-------------------|----------------|--|----------------|----------------|----------------|----------------|------------|-------------------|----------------|-------------------|----------------|----------------|-------------------|
|   | 15 to 24 years          |                | 25 to 34 years |                | 35 to 44 years |                                   | 45 to 64 years |                | 65 years and over |                | 15 to 24 years                         |                | 25 to 34 years |                | 35 to 44 years |            | 45 to 64 years    |                | 65 years and over |                |                |                   |
|   | Total                   | 15 to 24 years | 25 to 34 years | 35 to 44 years | 45 to 64 years | 65 years and over                 | 15 to 24 years | 25 to 34 years | 35 to 44 years    | 45 to 64 years | 65 years and over                      | 15 to 24 years | 25 to 34 years | 35 to 44 years | 45 to 64 years |            | 65 years and over | 15 to 24 years | 25 to 34 years    | 35 to 44 years | 45 to 64 years | 65 years and over |
| <b>Owner-occupied housing units</b> -----   | 641 100                 | 13 682         | 111 027        | 109 466        | 172 799        | 61 578                            | 6 045          | 21 861         | 11 251            | 14 174         | 9 241                                  | 3 161          | 17 302         | 16 842         | 33 578         | 39 113     | 45.9              |                |                   |                |                |                   |
| <b>PERSONS IN UNIT</b>  |                         |                |                |                |                |                                   |                |                |                   |                |  |                |                |                |                |            |                   |                |                   |                |                |                   |
| 1 person -----  | 102 031                 | 6 739          | 28 314         | 11 405         | 82 449         | 53 084                            | 3 231          | 12 805         | 6 583             | 8 798          | 7 283                                  | 1 440          | 7 105          | 4 033          | 18 877         | 31 876     | 58.2              |                |                   |                |                |                   |
| 2 persons -----   | 220 795                 | 4 376          | 26 839         | 18 317         | 42 344         | 6 612                             | 1 795          | 6 203          | 2 440             | 3 212          | 1 463                                  | 1 025          | 4 757          | 4 218          | 8 212          | 5 479      | 56.2              |                |                   |                |                |                   |
| 3 persons -----   | 117 664                 | 2 078          | 11 599         | 6 466          | 17 599         | 4 376                             | 732            | 3 858          | 1 657             | 1 337          | 291                                    | 474            | 3 586          | 3 891          | 1 183          | 38.7       |                   |                |                   |                |                |                   |
| 4 persons -----   | 120 193                 | 3 373          | 12 898         | 23 997         | 12 332         | 434                               | 202            | 689            | 689               | 219            | 111                                    | 160            | 276            | 2 481          | 1 621          | 386        | 43.2              |                |                   |                |                |                   |
| 5 persons -----   | 27 391                  | 96             | 4 380          | 12 955         | 8 237          | 257                               | 18             | 190            | 278               | 30             | 30                                     | 43             | 398            | 1 071          | 585            | 111        | 39.6              |                |                   |                |                |                   |
| 6 or more persons -----   | 27 391                  | 2 522          | 3 551          | 4 088          | 6 237          | 208                               | 1 444          | 116            | 135               | 124            | 63                                     | 19             | 109            | 453            | 392            | 78         | 41.6              |                |                   |                |                |                   |
| Median -----  | 2.49                    | 2.52           | 3.51           | 4.08           | 2.59           | 2.08                              | 1.44           | 1.35           | 1.35              | 1.31           | 1.13                                   | 1.64           | 1.82           | 2.54           | 1.11           | 1.11       | 41.6              |                |                   |                |                |                   |
| Total persons -----   | 1 836 603               | 38 415         | 389 142        | 457 139        | 521 571        | 133 629                           | 10 750         | 36 431         | 20 083            | 23 138         | 12 115                                 | 5 944          | 35 839         | 44 903         | 59 321         | 48 183     | 45.9              |                |                   |                |                |                   |
| <b>PLUMBING FACILITIES BY PERSONS PER ROOM</b>  |                         |                |                |                |                |                                   |                |                |                   |                |  |                |                |                |                |            |                   |                |                   |                |                |                   |
| Complete plumbing for exclusive use -----   | 638 117                 | 13 610         | 110 752        | 109 290        | 172 318        | 61 252                            | 5 993          | 21 579         | 11 159            | 13 955         | 8 943                                  | 3 118          | 17 207         | 16 798         | 33 405         | 38 738     | 45.8              |                |                   |                |                |                   |
| 1.01 or more persons per room -----   | 8 487                   | 307            | 2 184          | 2 909          | 2 021          | 217                               | 44             | 94             | 50                | 83             | 30                                     | 33             | 108            | 157            | 212            | 38         | 39.7              |                |                   |                |                |                   |
| Lacking complete plumbing for exclusive use -----   | 2 983                   | 52             | 275            | 176            | 481            | 326                               | 52             | 282            | 92                | 219            | 298                                    | 43             | 95             | 44             | 173            | 375        | 55.3              |                |                   |                |                |                   |
| 1.01 or more persons per room -----   | 237                     | 5              | 112            | 36             | 32             | 10                                | 9              | 5              | 6                 | —              | —                                      | —              | —              | 4              | 18             | —          | 33.8              |                |                   |                |                |                   |
| <b>MORTGAGE STATUS AND SELECTED MONTHLY OWNER COSTS AS PERCENTAGE OF HOUSEHOLD INCOME IN 1979</b> |                         |                |                |                |                |                                   |                |                |                   |                |  |                |                |                |                |            |                   |                |                   |                |                |                   |
| <b>With a mortgage</b> -----  | 494 104                 | 8 869          | 93 102         | 92 420         | 137 825        | 46 124                            | 2 965          | 14 238         | 7 066             | 8 728          | 6 440                                  | 1 338          | 10 683         | 12 143         | 23 585         | 28 578     | 45.5              |                |                   |                |                |                   |
| Less than 15 percent -----  | 372 366                 | 8 316          | 90 320         | 87 732         | 103 344        | 11 936                            | 2 625          | 13 362         | 6 367             | 5 876          | 1 159                                  | 1 154          | 9 979          | 10 951         | 14 219         | 5 096      | 40.2              |                |                   |                |                |                   |
| 15 to 19 percent -----  | 105 349                 | 554            | 10 948         | 25 613         | 59 933         | 3 754                             | 215            | 1 876          | 1 360             | 2 240          | 234                                    | 84             | 708            | 1 240          | 2 978          | 612        | 47.7              |                |                   |                |                |                   |
| 20 to 24 percent -----  | 70 060                  | 1 080          | 16 633         | 19 972         | 19 652         | 2 078                             | 355            | 2 241          | 1 232             | 1 078          | 144                                    | 169            | 982            | 1 619          | 2 365          | 460        | 40.6              |                |                   |                |                |                   |
| 25 to 29 percent -----  | 61 216                  | 1 741          | 19 603         | 15 685         | 12 016         | 1 736                             | 418            | 2 492          | 1 111             | 764            | 135                                    | 87             | 1 320          | 1 586          | 2 042          | 480        | 37.3              |                |                   |                |                |                   |
| 30 to 34 percent -----  | 44 781                  | 1 699          | 16 296         | 10 288         | 6 555          | 1 157                             | 358            | 1 929          | 829               | 484            | 93                                     | 185            | 1 437          | 1 429          | 1 612          | 419        | 35.3              |                |                   |                |                |                   |
| 35 percent or more -----  | 29 312                  | 1 082          | 10 676         | 6 015          | 3 981          | 778                               | 304            | 1 580          | 637               | 322            | 82                                     | 114            | 1 039          | 1 049          | 1 200          | 453        | 34.9              |                |                   |                |                |                   |
| Not computed -----  | 60 137                  | 2 136          | 16 007         | 9 997          | 7 914          | 2 374                             | 948            | 3 202          | 1 159             | 899            | 460                                    | 484            | 4 332          | 3 829          | 3 857          | 2 539      | 36.6              |                |                   |                |                |                   |
| Median -----  | 1 511                   | 24             | 157            | 162            | 293            | 59                                | 27             | 31             | 39                | 89             | 11                                     | 31             | 161            | 199            | 165            | 63         | 43.3              |                |                   |                |                |                   |
| Not mortgaged -----   | 20.8                    | 27.3           | 24.5           | 19.5           | 14.8           | 20.3                              | 29.3           | 25.1           | 22.6              | 18.0           | 28.3                                   | 31.6           | 32.2           | 28.3           | 24.1           | 35.8       | ...               |                |                   |                |                |                   |
| Less than 10 percent -----  | 121 738                 | 553            | 2 782          | 4 688          | 34 481         | 34 188                            | 340            | 876            | 699               | 2 852          | 5 281                                  | 184            | 704            | 1 192          | 9 366          | 23 552     | 65.5              |                |                   |                |                |                   |
| 10 to 14 percent -----  | 53 696                  | 248            | 1 750          | 3 558          | 24 534         | 12 998                            | 159            | 506            | 420               | 1 582          | 2 297                                  | 60             | 233            | 334            | 2 158          | 3 213      | 60.2              |                |                   |                |                |                   |
| 15 to 19 percent -----  | 24 984                  | 99             | 640            | 793            | 5 525          | 9 563                             | 82             | 149            | 98                | 482            | 980                                    | 65             | 154            | 154            | 2 158          | 3 882      | 66.9              |                |                   |                |                |                   |
| 20 to 24 percent -----  | 13 590                  | 65             | 202            | 253            | 1 783          | 4 883                             | 19             | 107            | 58                | 256            | 820                                    | 25             | 113            | 190            | 1 269          | 3 547      | 69.7              |                |                   |                |                |                   |
| 25 to 29 percent -----  | 8 613                   | 74             | 65             | 112            | 887            | 2 810                             | 17             | 7              | 32                | 122            | 657                                    | 19             | 79             | 56             | 703            | 2 973      | 71.6              |                |                   |                |                |                   |
| 30 to 34 percent -----  | 5 524                   | 34             | 28             | 35             | 524            | 1 400                             | 15             | 20             | 24                | 71             | 430                                    | 2              | 20             | 51             | 437            | 2 433      | 72.7              |                |                   |                |                |                   |
| 35 percent or more -----  | 4 145                   | 8              | 6              | 22             | 317            | 869                               | —              | 9              | 13                | 78             | 310                                    | 9              | 30             | 29             | 384            | 2 061      | 72.9              |                |                   |                |                |                   |
| Not computed -----  | 10 252                  | 16             | 56             | 87             | 756            | 1 513                             | 30             | 59             | 33                | 212            | 763                                    | 21             | 56             | 168            | 1 261          | 5 222      | 72.0              |                |                   |                |                |                   |
| Median -----  | 934                     | 9              | 35             | 28             | 155            | 152                               | 18             | 19             | 21                | 49             | 24                                     | 3              | 19             | 13             | 167            | 221        | 62.1              |                |                   |                |                |                   |
| Total persons -----   | 11.3                    | 11.2           | 10—            | 10—            | 10—            | 12.1                              | 10.1           | 10—            | 10—               | 10—            | 17.1                                   | 13.4           | 13.6           | 13.6           | 13.7           | 21.7       | ...               |                |                   |                |                |                   |
| <b>Renter-occupied housing units</b> -----  | 328 707                 | 22 335         | 45 651         | 17 316         | 17 579         | 9 945                             | 30 073         | 38 153         | 10 482            | 12 018         | 6 189                                  | 27 897         | 35 152         | 11 915         | 17 248         | 26 754     | 31.1              |                |                   |                |                |                   |
| <b>PERSONS IN UNIT</b>  |                         |                |                |                |                |                                   |                |                |                   |                |  |                |                |                |                |            |                   |                |                   |                |                |                   |
| 1 person -----  | 129 773                 | 11 681         | 15 538         | 2 703          | 8 929          | 9 127                             | 14 173         | 23 084         | 7 148             | 9 647          | 5 652                                  | 12 250         | 17 117         | 4 269          | 11 910         | 24 523     | 34.4              |                |                   |                |                |                   |
| 2 persons -----   | 101 763                 | 7 057          | 11 599         | 3 466          | 3 967          | 556                               | 10 698         | 10 728         | 1 998             | 1 622          | 458                                    | 10 641         | 9 810          | 2 933          | 3 084          | 1 813      | 28.6              |                |                   |                |                |                   |
| 3 persons -----   | 47 010                  | 2 784          | 4 727          | 4 862          | 2 340          | 148                               | 3 531          | 2 939          | 1 705             | 525            | 40                                     | 3 473          | 5 144          | 2 346          | 1 354          | 308        | 28.9              |                |                   |                |                |                   |
| 4 persons -----   | 29 400                  | 611            | 4 727          | 3 575          | 1 167          | 64                                | 1 197          | 892            | 369               | 187            | 26                                     | 1 167          | 1 906          | 1 329          | 569            | 36         | 31.4              |                |                   |                |                |                   |
| 5 persons -----   | 12 971                  | 202            | 2 199          | 2 710          | 1 176          | 50                                | 361            | 382            | 116               | 22             | 7                                      | 268            | 815            | 647            | 161            | 48         | 34.0              |                |                   |                |                |                   |
| 6 or more persons -----   | 7 790                   | 246            | 3 133          | 4 011          | 2 488          | 204                               | 113            | 128            | 146               | 15             | 6                                      | 98             | 360            | 391            | 170            | 26         | 37.1              |                |                   |                |                |                   |
| Median -----  | 1.84                    | 2.46           | 3.13           | 4.01           | 2.48           | 2.04                              | 1.58           | 1.33           | 1.23              | 1.12           | 1.05                                   | 1.66           | 1.55           | 2.08           | 1.22           | 1.05       | ...               |                |                   |                |                |                   |
| Total persons -----   | 696 814                 | 59 765         | 147 918        | 69 318         | 51 307         | 20 509                            | 53 256         | 59 627         | 15 938            | 15 142         | 6 647                                  | 50 381         | 65 273         | 27 747         | 25 887         | 28 099     | 31.1              |                |                   |                |                |                   |
| <b>PLUMBING FACILITIES BY PERSONS PER ROOM</b>  |                         |                |                |                |                |                                   |                |                |                   |                |  |                |                |                |                |            |                   |                |                   |                |                |                   |
| Complete plumbing for exclusive use -----   | 321 177                 | 21 969         | 45 213         | 17 080         | 17 356         | 9 801                             | 29 154         | 37 065         | 10 192            | 11 181         | 5 565                                  | 27 167         | 34 604         | 11 775         | 16 897         | 26 158     | 31.1              |                |                   |                |                |                   |
| 1.01 or more persons per room -----   | 9 902                   | 1 153          | 2 999          | 1 801          | 889            | 96                                | 639            | 968            | 1 488             | 47             | 5                                      | 494            | 617            | 438            | 165            | 46         | 31.4              |                |                   |                |                |                   |
| Lacking complete plumbing for exclusive use -----   | 7 530                   | 366            | 438            | 236            | 223            | 144                               | 919            | 1 088          | 290               | 837            | 624                                    | 730            | 548            | 140            | 351            | 596        | 33.0              |                |                   |                |                |                   |
| 1.01 or more persons per room -----   | 446                     | 26             | 98             | 84             | 57             | 21                                | 17             | 22             | —                 | 17             | 7                                      | 32             | 26             | 22             | 6              | 11         | 35.2              |                |                   |                |                |                   |
| <b>GROSS RENT AS PERCENTAGE OF HOUSEHOLD INCOME IN 1979</b>                                       |                         |                |                |                |                |                                   |                |                |                   |                |  |                |                |                |                |            |                   |                |                   |                |                |                   |
| <b>Specified renter-occupied housing units</b> -----  | 314 759                 | 21 319         | 42 390         | 15 182         | 15 293         | 9 215                             | 29 476         | 37 185         | 10 191            | 11 614         | 5 979                                  | 27 559         | 34 489         | 11 630         | 16 920         | 26 317     | 30.9              |                |                   |                |                |                   |
| Less than 15 percent -----  | 44 190                  | 2 552          | 7 115          | 2 741          | 4 258          | 2 066                             | 3 372          | 6 845          | 3 032             | 3 522          | 713                                    | 1 547          | 2 728          | 968            | 1 807          | 1 784      | 33.5              |                |                   |                |                |                   |
| 15 to 19 percent -----  | 48 803                  | 3 843          | 8 283          | 2 827          | 2 617          | 1 212                             | 4 359          | 7 952          | 2 161             | 1 883          | 625                                    | 2 480          | 4 695          | 1 310          | 2 265          | 2 291      | 30.2              |                |                   |                |                |                   |
| 20 to 24 percent -----  | 47 534                  | 3 905          | 7 532          | 2 578          | 1 970          | 582                               | 4 150          | 6 329          | 1 395             | 1 364          | 845                                    | 3 134          | 5 298          | 1 714          | 2 307          | 3 631      | 30.3              |                |                   |                |                |                   |
| 25 to 29 percent -----  |                         |                |                |                |                |                                   |                |                |                   |                |  |                |                |                |                |            |                   |                |                   |                |                |                   |

**Table A—24. Age and Sex of Householder in One-Person Households for Owner- and Renter-Occupied Housing Units With a White Householder: 1980**

[Data are estimates based on a sample, see Introduction. For meaning of symbols, see Introduction. For definitions of terms, see appendixes A and B.]

| The State   | Male householder |                |                |                |                |                   | Female householder |                |                |                |                |                   |               |
|---|------------------|----------------|----------------|----------------|----------------|-------------------|--------------------|----------------|----------------|----------------|----------------|-------------------|---------------|
|   | Total            | 15 to 24 years | 25 to 34 years | 35 to 44 years | 45 to 64 years | 65 years and over | Total              | 15 to 24 years | 25 to 34 years | 35 to 44 years | 45 to 64 years | 65 years and over |               |
| <b>Owner-occupied housing units</b> .....   | <b>102 031</b>   | <b>38 700</b>  | <b>3 231</b>   | <b>12 805</b>  | <b>6 583</b>   | <b>8 798</b>      | <b>7 283</b>       | <b>63 331</b>  | <b>1 440</b>   | <b>7 105</b>   | <b>4 033</b>   | <b>18 877</b>     | <b>31 876</b> |
| <b>PLUMBING FACILITIES</b>  |                  |                |                |                |                |                   |                    |                |                |                |                |                   |               |
| Complete plumbing for exclusive use .....   | 100 880          | 38 005         | 3 204          | 12 625         | 6 505          | 8 618             | 7 053              | 62 875         | 1 432          | 7 059          | 4 018          | 18 789            | 31 577        |
| Lacking complete plumbing for exclusive use .....                                   | 1 151            | 695            | 27             | 180            | 78             | 180               | 230                | 456            | 8              | 46             | 15             | 88                | 299           |
| <b>UNITS IN STRUCTURE</b>   |                  |                |                |                |                |                   |                    |                |                |                |                |                   |               |
| 1, detached or attached .....   | 73 894           | 27 280         | 1 617          | 8 844          | 4 785          | 6 227             | 5 807              | 46 614         | 544            | 4 177          | 2 638          | 14 119            | 25 136        |
| 2 or more .....   | 16 284           | 6 140          | 642            | 2 564          | 1 064          | 1 256             | 614                | 10 144         | 469            | 2 099          | 1 011          | 2 638             | 3 927         |
| Mobile home or trailer, etc. ....   | 11 853           | 5 280          | 972            | 1 397          | 734            | 1 315             | 862                | 6 573          | 427            | 829            | 384            | 2 120             | 2 813         |
| <b>HOUSEHOLD INCOME IN 1979</b>   |                  |                |                |                |                |                   |                    |                |                |                |                |                   |               |
| Less than \$5,000 .....   | 24 451           | 5 071          | 560            | 707            | 315            | 1 039             | 2 450              | 19 380         | 286            | 440            | 353            | 3 879             | 14 422        |
| \$5,000 to \$9,999 .....  | 23 052           | 5 714          | 526            | 1 135          | 399            | 1 109             | 2 545              | 17 338         | 404            | 1 156          | 421            | 4 699             | 10 658        |
| \$10,000 to \$12,499 .....  | 10 285           | 3 612          | 586            | 1 203          | 454            | 708               | 661                | 6 673          | 308            | 913            | 496            | 2 642             | 2 314         |
| \$12,500 to \$14,999 .....  | 7 926            | 3 021          | 377            | 1 318          | 426            | 570               | 330                | 4 905          | 145            | 946            | 546            | 2 011             | 1 257         |
| \$15,000 to \$19,999 .....  | 14 463           | 7 008          | 742            | 3 174          | 1 169          | 1 484             | 439                | 7 455          | 201            | 2 094          | 995            | 2 697             | 1 468         |
| \$20,000 to \$24,999 .....  | 9 698            | 5 791          | 292            | 2 505          | 1 300          | 1 393             | 301                | 3 907          | 69             | 980            | 657            | 1 502             | 699           |
| \$25,000 to \$34,999 .....  | 7 611            | 4 953          | 112            | 1 837          | 1 414          | 1 340             | 250                | 2 658          | 19             | 435            | 458            | 1 078             | 668           |
| \$35,000 to \$49,999 .....  | 2 517            | 1 926          | 22             | 560            | 534            | 641               | 169                | 591            | —              | 84             | 71             | 203               | 233           |
| \$50,000 or more .....  | 2 028            | 1 604          | 14             | 366            | 572            | 514               | 138                | 424            | 8              | 57             | 36             | 166               | 157           |
| Median .....  | \$10 854         | \$16 253       | \$12 259       | \$18 024       | \$21 538       | \$18 255          | \$7 005            | \$8 368        | \$10 244       | \$15 188       | \$15 875       | \$10 814          | \$5 575       |
| Mean .....  | \$13 817         | \$19 063       | \$12 537       | \$19 783       | \$26 167       | \$21 593          | \$11 213           | \$10 612       | \$10 290       | \$15 428       | \$16 564       | \$12 351          | \$7 769       |
| <b>MORTGAGE STATUS AND SELECTED MONTHLY OWNER COSTS</b>                             |                  |                |                |                |                |                   |                    |                |                |                |                |                   |               |
| <b>Specified owner-occupied housing units</b> .....                                 | <b>64 499</b>    | <b>23 235</b>  | <b>1 380</b>   | <b>7 851</b>   | <b>3 846</b>   | <b>5 143</b>      | <b>5 015</b>       | <b>41 264</b>  | <b>428</b>     | <b>3 446</b>   | <b>2 168</b>   | <b>12 253</b>     | <b>22 969</b> |
| With a mortgage .....   | 31 481           | 15 950         | 1 186          | 7 266          | 3 417          | 3 258             | 823                | 15 531         | 359            | 3 230          | 1 909          | 6 348             | 3 685         |
| Less than \$200 .....   | 4 233            | 1 398          | 83             | 318            | 175            | 478               | 344                | 2 835          | 30             | 101            | 76             | 1 295             | 1 333         |
| \$200 to \$249 .....  | 4 070            | 1 271          | 58             | 300            | 280            | 482               | 151                | 2 799          | 26             | 269            | 241            | 1 455             | 808           |
| \$250 to \$299 .....  | 3 567            | 1 427          | 113            | 583            | 195            | 419               | 117                | 2 140          | 44             | 258            | 297            | 1 068             | 473           |
| \$300 to \$349 .....  | 3 319            | 1 693          | 153            | 764            | 279            | 425               | 72                 | 1 626          | 22             | 377            | 283            | 655               | 289           |
| \$350 to \$399 .....  | 3 363            | 1 608          | 171            | 795            | 382            | 231               | 29                 | 1 755          | 78             | 518            | 278            | 595               | 286           |
| \$400 to \$499 .....  | 5 326            | 3 189          | 279            | 1 656          | 672            | 513               | 69                 | 2 137          | 109            | 738            | 315            | 680               | 295           |
| \$500 to \$599 .....  | 3 523            | 2 359          | 137            | 1 384          | 523            | 288               | 20                 | 1 171          | 45             | 482            | 219            | 313               | 112           |
| \$600 to \$749 .....  | 2 673            | 1 975          | 166            | 1 027          | 530            | 252               | —                  | 698            | 5              | 334            | 132            | 157               | 70            |
| \$750 or more .....   | 1 407            | 1 037          | 26             | 439            | 381            | 170               | 21                 | 370            | —              | 153            | 68             | 130               | 19            |
| Median .....  | \$358            | \$417          | \$405          | \$451          | \$457          | \$329             | \$222              | \$300          | \$387          | \$416          | \$360          | \$270             | \$232         |
| Not mortgaged .....   | 33 018           | 7 285          | 194            | 585            | 429            | 1 885             | 4 192              | 25 733         | 69             | 216            | 259            | 5 905             | 19 284        |
| Less than \$50 .....  | 635              | 340            | 37             | 64             | 32             | 54                | 153                | 295            | —              | —              | 2              | 70                | 223           |
| \$50 to \$74 .....  | 3 459            | 1 009          | 41             | 81             | 95             | 277               | 515                | 2 450          | 12             | 12             | 19             | 452               | 1 955         |
| \$75 to \$99 .....  | 8 906            | 1 933          | 56             | 111            | 87             | 538               | 1 141              | 6 973          | 21             | 106            | 42             | 1 318             | 5 486         |
| \$100 to \$124 .....  | 9 103            | 1 839          | 36             | 155            | 68             | 426               | 1 154              | 7 264          | 5              | 51             | 52             | 1 607             | 5 549         |
| \$125 to \$149 .....  | 5 176            | 897            | 13             | 56             | 43             | 233               | 552                | 4 279          | 6              | 19             | 47             | 1 173             | 3 034         |
| \$150 to \$199 .....  | 4 103            | 796            | —              | 73             | 56             | 227               | 440                | 3 307          | 18             | 23             | 50             | 923               | 2 293         |
| \$200 to \$249 .....  | 972              | 272            | 6              | 31             | 34             | 65                | 136                | 700            | 7              | —              | 27             | 217               | 449           |
| \$250 or more .....   | 664              | 199            | 5              | 14             | 14             | 65                | 101                | 465            | —              | 5              | 20             | 145               | 295           |
| Median .....  | \$110            | \$105          | \$83           | \$106          | \$100          | \$104             | \$106              | \$111          | \$107          | \$98           | \$133          | \$117             | \$109         |
| <b>SELECTED CHARACTERISTICS</b>   |                  |                |                |                |                |                   |                    |                |                |                |                |                   |               |
| Median selected monthly owner costs as percentage of household income in 1979 ..... | 25.0             | 23.6           | 33.9           | 28.0           | 23.4           | 16.1              | 20.4               | 26.0           | 39.6           | 31.1           | 26.2           | 22.8              | 26.3          |
| With a mortgage .....   | 29.1             | 26.9           | 35.9           | 28.9           | 24.5           | 19.4              | 34.3               | 31.5           | 43.1           | 31.8           | 27.6           | 28.1              | 42.3          |
| Not mortgaged .....   | 20.5             | 14.7           | 10—            | 10—            | 10—            | 10—               | 19.0               | 22.3           | 18.2           | 10.7           | 14.4           | 15.9              | 24.3          |
| Income in 1979 below poverty level .....  | 14 497           | 3 085          | 427            | 511            | 260            | 774               | 1 113              | 11 412         | 232            | 345            | 284            | 2 917             | 7 634         |
| Percent below poverty level .....   | 14.2             | 8.0            | 13.2           | 4.0            | 3.9            | 8.8               | 15.3               | 18.0           | 16.1           | 4.9            | 7.0            | 15.5              | 23.9          |
| <b>Renter-occupied housing units</b> .....  | <b>129 773</b>   | <b>59 704</b>  | <b>14 173</b>  | <b>23 084</b>  | <b>7 148</b>   | <b>9 647</b>      | <b>5 652</b>       | <b>70 069</b>  | <b>12 250</b>  | <b>17 117</b>  | <b>4 269</b>   | <b>11 910</b>     | <b>24 523</b> |
| <b>PLUMBING FACILITIES</b>  |                  |                |                |                |                |                   |                    |                |                |                |                |                   |               |
| Complete plumbing for exclusive use .....   | 125 103          | 56 581         | 13 521         | 22 246         | 6 887          | 8 865             | 5 062              | 68 522         | 11 909         | 16 816         | 4 187          | 11 634            | 23 976        |
| Lacking complete plumbing for exclusive use .....                                   | 4 670            | 3 123          | 652            | 838            | 261            | 782               | 590                | 1 547          | 341            | 301            | 82             | 276               | 547           |
| <b>UNITS IN STRUCTURE</b>   |                  |                |                |                |                |                   |                    |                |                |                |                |                   |               |
| 1, detached or attached .....   | 22 992           | 11 519         | 2 343          | 4 963          | 1 271          | 1 739             | 1 203              | 11 473         | 1 699          | 3 190          | 745            | 2 063             | 3 776         |
| 2 .....   | 7 547            | 3 258          | 779            | 1 422          | 417            | 441               | 199                | 4 289          | 783            | 1 198          | 276            | 759               | 1 273         |
| 3 and 4 .....   | 10 267           | 4 522          | 1 029          | 1 968          | 523            | 567               | 435                | 5 745          | 1 019          | 1 816          | 348            | 980               | 1 582         |
| 5 to 9 .....  | 13 214           | 6 364          | 1 628          | 2 502          | 622            | 1 032             | 580                | 6 850          | 1 509          | 1 729          | 444            | 1 257             | 1 911         |
| 10 to 49 .....  | 47 937           | 23 545         | 5 990          | 8 942          | 2 881          | 3 966             | 1 766              | 24 392         | 4 936          | 6 657          | 1 575          | 4 388             | 6 836         |
| 50 or more .....  | 24 629           | 8 766          | 1 810          | 2 738          | 1 227          | 1 653             | 1 338              | 15 863         | 1 955          | 2 348          | 790            | 2 146             | 8 624         |
| Mobile home or trailer, etc. ....   | 3 187            | 1 730          | 594            | 549            | 207            | 249               | 131                | 1 457          | 349            | 179            | 91             | 317               | 521           |
| <b>HOUSEHOLD INCOME IN 1979</b>   |                  |                |                |                |                |                   |                    |                |                |                |                |                   |               |
| Less than \$5,000 .....   | 39 519           | 12 989         | 3 669          | 3 112          | 949            | 2 303             | 2 956              | 26 530         | 4 647          | 2 530          | 1 081          | 4 065             | 14 207        |
| \$5,000 to \$9,999 .....  | 36 087           | 15 283         | 4 895          | 5 635          | 1 128          | 1 992             | 1 633              | 20 804         | 4 716          | 5 174          | 952            | 3 374             | 6 588         |
| \$10,000 to \$12,499 .....  | 17 175           | 8 114          | 2 374          | 3 743          | 816            | 995               | 186                | 9 061          | 1 676          | 3 992          | 670            | 1 424             | 1 299         |
| \$12,500 to \$14,999 .....  | 10 846           | 5 488          | 1 174          | 2 716          | 670            | 703               | 225                | 5 358          | 627            | 2 330          | 505            | 1 082             | 814           |
| \$15,000 to \$19,999 .....  | 14 002           | 8 696          | 1 429          | 4 348          | 1 328          | 1 293             | 298                | 5 306          | 463            | 2 341          | 623            | 1 039             | 840           |
| \$20,000 to \$24,999 .....  | 6 309            | 4 540          | 390            | 2 157          | 954            | 917               | 122                | 1 769          | 53             | 525            | 304            | 521               | 366           |
| \$25,000 to \$34,999 .....  | 3 745            | 2 826          | 152            | 1 002          | 809            | 764               | 99                 | 919            | 25             | 178            | 110            | 318               | 288           |
| \$35,000 to \$49,999 .....  | 1 189            | 1 027          | 47             | 201            | 276            | 415               | 88                 | 162            | 12             | 12             | 7              | 60                | 71            |
| \$50,000 or more .....  | 901              | 741            | 43             | 170            | 218            | 265               | 45                 | 160            | 31             | 35             | 17             | 27                | 50            |
| Median .....  | \$8 425          | \$10 487       | \$8 369        | \$11 867       | \$15 034       | \$11 328          | \$4 872            | \$6 930        | \$6 519        | \$10 535       | \$10 379       | \$7 823           | \$4 590       |
| Mean .....  | \$10 160         | \$12 382       | \$9 243        | \$12 920       | \$17 239       | \$14 782          | \$7 822            | \$8 267        | \$6 981        | \$10 739       | \$10 732       | \$9 135           | \$6 333       |
| <b>GROSS RENT</b>   |                  |                |                |                |                |                   |                    |                |                |                |                |                   |               |
| <b>Specified renter-occupied housing units</b> .....                                | <b>127 321</b>   | <b>58 227</b>  | <b>13 830</b>  | <b>22 554</b>  | <b>7 009</b>   | <b>9 362</b>      | <b>5 472</b>       | <b>69 094</b>  | <b>12 051</b>  | <b>16 893</b>  | <b>4 218</b>   | <b>11 766</b>     | <b>24 166</b> |
| Less than \$100 .....   | 11 029           | 3 534          | 365            | 508            | 240            | 1 059             | 1 362              | 7 495          | 272            | 295            | 187            | 1 185             | 5 556         |
| \$100 to \$149 .....  | 15 278           | 6 816          | 1 258          | 2 011          | 690            | 1 557             | 1 300              | 8 462          | 1 016          | 1 150          | 306            | 1 477             | 4 513         |
| \$150 to \$199 .....  | 25 746           | 11 816         | 3 149          | 4 497          | 1 223          | 2 020             | 927                | 13 930         | 2 998          | 3 120          | 575            | 2 601             | 4 636         |
| \$200 to \$249 .....  | 31 521           | 14 694         | 4 594          | 5 770          | 1 811          | 1 902             | 617                | 16 827         | 4 415          | 4 925          | 1 133          | 2 602             | 3 752         |
| \$250 to \$299 .....  | 19 841           | 9 383          | 2 145          | 4 428          | 1 309          | 1 106             | 395                | 10 458         | 1 903          | 3 830          | 970            | 1 682             | 2 073         |
| \$300 to \$349 .....  | 10 095           | 4 850          | 991            | 2 426          | 644            | 620               | 169                | 5 245          | 758            | 1 887          | 479            | 1 014             | 1 107         |
| \$35  |                  |                |                |                |                |                   |                    |                |                |                |                |                   |               |

Table A—25. Value of Owner-Occupied Housing Units With a Black Householder: 1980

[Data are estimates based on a sample, see Introduction. For meaning of symbols, see Introduction. For definitions of terms, see appendixes A and B.]

| The State   | Total           | Less than \$10,000 | \$10,000 to \$19,999 | \$20,000 to \$29,999 | \$30,000 to \$39,999 | \$40,000 to \$49,999 | \$50,000 to \$59,999 | \$60,000 to \$79,999 | \$80,000 to \$99,999 | \$100,000 to \$149,999 | \$150,000 or more | Median (dollars) | Mean (dollars) |
|---|-----------------|--------------------|----------------------|----------------------|----------------------|----------------------|----------------------|----------------------|----------------------|------------------------|-------------------|------------------|----------------|
| <b>Specified owner-occupied housing units</b>   | <b>13 254</b>   | <b>65</b>          | <b>318</b>           | <b>714</b>           | <b>1 344</b>         | <b>2 300</b>         | <b>2 426</b>         | <b>3 885</b>         | <b>1 409</b>         | <b>662</b>             | <b>131</b>        | <b>57 600</b>    | <b>60 800</b>  |
| <b>HOUSEHOLD TYPE AND AGE OF HOUSEHOLDER</b>  |                 |                    |                      |                      |                      |                      |                      |                      |                      |                        |                   |                  |                |
| <b>Married-couple families</b>  | <b>8 626</b>    | <b>20</b>          | <b>145</b>           | <b>308</b>           | <b>743</b>           | <b>1 231</b>         | <b>1 575</b>         | <b>2 819</b>         | <b>1 154</b>         | <b>523</b>             | <b>108</b>        | <b>61 700</b>    | <b>65 000</b>  |
| 15 to 24 years  | 120             | —                  | 5                    | 9                    | 22                   | 29                   | 24                   | 31                   | —                    | —                      | —                 | 47 500           | 47 600         |
| 25 to 34 years  | 1 832           | 11                 | —                    | 21                   | 89                   | 261                  | 406                  | 727                  | 233                  | 59                     | 25                | 62 600           | 65 800         |
| 35 to 44 years  | 2 386           | —                  | 16                   | 49                   | 129                  | 340                  | 361                  | 839                  | 441                  | 171                    | 40                | 66 600           | 69 700         |
| 45 to 64 years  | 3 493           | —                  | 43                   | 139                  | 349                  | 459                  | 703                  | 1 078                | 414                  | 281                    | 29                | 60 800           | 65 100         |
| 65 years and over   | 793             | 9                  | 81                   | 90                   | 154                  | 142                  | 81                   | 144                  | 66                   | 12                     | 14                | 44 600           | 50 900         |
| <b>Male householder, no wife present</b>  | <b>1 400</b>    | <b>17</b>          | <b>39</b>            | <b>105</b>           | <b>193</b>           | <b>284</b>           | <b>255</b>           | <b>337</b>           | <b>93</b>            | <b>59</b>              | <b>18</b>         | <b>52 100</b>    | <b>56 100</b>  |
| 15 to 24 years  | 42              | —                  | —                    | —                    | 5                    | 21                   | 9                    | —                    | —                    | 7                      | —                 | 48 700           | 58 000         |
| 25 to 34 years  | 389             | —                  | 12                   | 10                   | 33                   | 35                   | 109                  | 142                  | 31                   | 13                     | 4                 | 59 600           | 61 600         |
| 35 to 44 years  | 329             | 7                  | 9                    | 20                   | 39                   | 55                   | 38                   | 111                  | 31                   | 19                     | —                 | 59 100           | 58 300         |
| 45 to 64 years  | 460             | 6                  | 10                   | 45                   | 79                   | 113                  | 94                   | 65                   | 31                   | 10                     | 7                 | 47 400           | 52 000         |
| 65 years and over   | 180             | 4                  | 8                    | 30                   | 37                   | 60                   | 5                    | 19                   | —                    | 10                     | 7                 | 43 400           | 50 400         |
| <b>Female householder, no husband present</b>   | <b>3 228</b>    | <b>28</b>          | <b>134</b>           | <b>301</b>           | <b>408</b>           | <b>785</b>           | <b>596</b>           | <b>729</b>           | <b>162</b>           | <b>80</b>              | <b>5</b>          | <b>49 500</b>    | <b>51 800</b>  |
| 15 to 24 years  | 45              | —                  | 15                   | —                    | 13                   | 7                    | —                    | 10                   | —                    | —                      | —                 | 34 700           | 36 600         |
| 25 to 34 years  | 370             | —                  | —                    | 16                   | 56                   | 118                  | 78                   | 67                   | 21                   | 14                     | —                 | 49 700           | 55 000         |
| 35 to 44 years  | 853             | 12                 | 23                   | 39                   | 67                   | 215                  | 152                  | 271                  | 44                   | 30                     | —                 | 53 800           | 56 100         |
| 45 to 64 years  | 1 323           | 10                 | 31                   | 140                  | 177                  | 323                  | 277                  | 233                  | 97                   | 30                     | 5                 | 49 400           | 52 000         |
| 65 years and over   | 637             | 6                  | 65                   | 106                  | 95                   | 122                  | 89                   | 148                  | —                    | 6                      | —                 | 44 700           | 44 800         |
| <b>Median age</b>   | <b>45.7</b>     | <b>48.1</b>        | <b>63.6</b>          | <b>59.3</b>          | <b>51.6</b>          | <b>46.2</b>          | <b>45.5</b>          | <b>43.1</b>          | <b>43.2</b>          | <b>45.6</b>            | <b>44.1</b>       | ...              | ...            |
| <b>YEAR HOUSEHOLDER MOVED INTO UNIT</b>   |                 |                    |                      |                      |                      |                      |                      |                      |                      |                        |                   |                  |                |
| 1979 to March 1980  | 1 756           | 8                  | 18                   | 18                   | 128                  | 288                  | 330                  | 604                  | 247                  | 96                     | 19                | 62 300           | 65 500         |
| 1975 to 1978  | 4 101           | 15                 | 39                   | 146                  | 226                  | 495                  | 768                  | 1 437                | 565                  | 319                    | 91                | 64 100           | 69 000         |
| 1970 to 1974  | 2 933           | 13                 | 38                   | 114                  | 256                  | 563                  | 503                  | 924                  | 377                  | 145                    | —                 | 59 600           | 61 400         |
| 1960 to 1969  | 3 025           | 18                 | 90                   | 268                  | 407                  | 682                  | 604                  | 689                  | 165                  | 102                    | —                 | 50 700           | 53 100         |
| 1959 or earlier   | 1 439           | 11                 | 133                  | 168                  | 327                  | 272                  | 221                  | 231                  | 55                   | —                      | 21                | 44 200           | 46 800         |
| <b>ROOMS</b>  |                 |                    |                      |                      |                      |                      |                      |                      |                      |                        |                   |                  |                |
| 1 to 3 rooms  | 235             | 3                  | 22                   | 38                   | 26                   | 54                   | 62                   | 23                   | 7                    | —                      | —                 | 43 500           | 42 900         |
| 4 rooms   | 989             | 17                 | 41                   | 202                  | 234                  | 251                  | 121                  | 110                  | —                    | 6                      | 7                 | 40 000           | 41 800         |
| 5 rooms   | 1 700           | 26                 | 123                  | 212                  | 329                  | 376                  | 292                  | 284                  | 44                   | 6                      | 8                 | 45 000           | 45 900         |
| 6 rooms   | 2 418           | —                  | 65                   | 128                  | 255                  | 537                  | 614                  | 653                  | 132                  | 24                     | 10                | 53 800           | 54 300         |
| 7 rooms   | 2 787           | 19                 | 45                   | 94                   | 248                  | 606                  | 480                  | 940                  | 277                  | 72                     | 6                 | 57 600           | 59 000         |
| 8 or more rooms   | 5 125           | —                  | 22                   | 40                   | 252                  | 476                  | 857                  | 1 875                | 949                  | 554                    | 100               | 69 300           | 74 300         |
| <b>Median</b>   | <b>7.0</b>      | <b>5.0</b>         | <b>5.3</b>           | <b>5.1</b>           | <b>5.8</b>           | <b>6.4</b>           | <b>6.8</b>           | <b>7.4</b>           | <b>8.1</b>           | <b>8.5+</b>            | <b>8.5+</b>       | ...              | ...            |
| <b>BEDROOMS</b>   |                 |                    |                      |                      |                      |                      |                      |                      |                      |                        |                   |                  |                |
| None  | 11              | —                  | —                    | 3                    | —                    | —                    | 8                    | —                    | —                    | —                      | —                 | 56 600           | 49 700         |
| 1   | 325             | 14                 | 39                   | 62                   | 46                   | 86                   | 36                   | 21                   | 15                   | 6                      | —                 | 40 200           | 40 000         |
| 2   | 2 364           | 12                 | 132                  | 371                  | 521                  | 483                  | 408                  | 356                  | 54                   | 12                     | 15                | 43 300           | 45 600         |
| 3   | 5 259           | 20                 | 103                  | 200                  | 508                  | 1 038                | 1 162                | 1 601                | 446                  | 148                    | 33                | 56 300           | 58 800         |
| 4   | 3 998           | 15                 | 38                   | 78                   | 209                  | 559                  | 613                  | 1 403                | 679                  | 359                    | 45                | 65 800           | 69 600         |
| 5 or more   | 1 297           | 4                  | 6                    | —                    | 60                   | 134                  | 199                  | 504                  | 215                  | 137                    | 38                | 68 800           | 75 000         |
| <b>YEAR STRUCTURE BUILT</b>   |                 |                    |                      |                      |                      |                      |                      |                      |                      |                        |                   |                  |                |
| 1975 to March 1980  | 1 717           | —                  | —                    | 5                    | 22                   | 70                   | 165                  | 675                  | 488                  | 237                    | 55                | 78 000           | 83 700         |
| 1970 to 1974  | 2 138           | —                  | 13                   | 11                   | 67                   | 323                  | 387                  | 845                  | 316                  | 153                    | 23                | 64 500           | 68 500         |
| 1960 to 1969  | 1 897           | 8                  | 6                    | 86                   | 168                  | 288                  | 426                  | 609                  | 202                  | 99                     | 5                 | 59 000           | 62 500         |
| 1950 to 1959  | 2 795           | 9                  | 54                   | 141                  | 321                  | 636                  | 603                  | 744                  | 216                  | 71                     | —                 | 53 900           | 55 900         |
| 1940 to 1949  | 1 965           | 7                  | 38                   | 148                  | 310                  | 452                  | 463                  | 452                  | 86                   | 9                      | —                 | 50 500           | 50 900         |
| 1939 or earlier   | 2 742           | 41                 | 207                  | 323                  | 456                  | 531                  | 382                  | 560                  | 101                  | 93                     | 48                | 47 100           | 51 500         |
| <b>HOUSEHOLD INCOME IN 1979</b>   |                 |                    |                      |                      |                      |                      |                      |                      |                      |                        |                   |                  |                |
| Less than \$5,000   | 1 114           | 27                 | 99                   | 127                  | 176                  | 215                  | 196                  | 212                  | 47                   | 8                      | 7                 | 46 500           | 46 800         |
| \$5,000 to \$9,999  | 1 400           | 22                 | 77                   | 171                  | 268                  | 327                  | 246                  | 223                  | 30                   | 28                     | 8                 | 44 900           | 47 700         |
| \$10,000 to \$12,499  | 872             | 3                  | 51                   | 110                  | 138                  | 268                  | 95                   | 153                  | 26                   | 28                     | —                 | 45 900           | 48 500         |
| \$12,500 to \$14,999  | 914             | —                  | 26                   | 79                   | 132                  | 268                  | 176                  | 199                  | 29                   | 5                      | —                 | 48 600           | 50 000         |
| \$15,000 to \$19,999  | 816             | 13                 | 38                   | 81                   | 227                  | 442                  | 368                  | 548                  | 89                   | 51                     | 5                 | 53 300           | 54 900         |
| \$20,000 to \$24,999  | 2 002           | —                  | 11                   | 99                   | 178                  | 288                  | 424                  | 771                  | 185                  | 20                     | 26                | 60 000           | 60 500         |
| \$25,000 to \$34,999  | 2 842           | —                  | 16                   | 33                   | 164                  | 328                  | 597                  | 1 029                | 513                  | 134                    | 28                | 64 300           | 67 800         |
| \$35,000 to \$49,999  | 1 733           | —                  | —                    | 9                    | 46                   | 122                  | 267                  | 657                  | 357                  | 240                    | 35                | 72 800           | 78 400         |
| \$50,000 or more  | 515             | —                  | —                    | 5                    | 15                   | 42                   | 57                   | 93                   | 133                  | 148                    | 22                | 86 300           | 91 700         |
| <b>Median</b>   | <b>\$20 985</b> | <b>\$6 146</b>     | <b>\$9 183</b>       | <b>\$11 341</b>      | <b>\$14 205</b>      | <b>\$15 887</b>      | <b>\$21 218</b>      | <b>\$23 822</b>      | <b>\$30 610</b>      | <b>\$38 578</b>        | <b>\$29 125</b>   | ...              | ...            |
| <b>Mean</b>   | <b>\$22 703</b> | <b>\$7 230</b>     | <b>\$9 750</b>       | <b>\$12 867</b>      | <b>\$16 422</b>      | <b>\$18 039</b>      | <b>\$21 881</b>      | <b>\$24 930</b>      | <b>\$31 757</b>      | <b>\$38 515</b>        | <b>\$33 614</b>   | ...              | ...            |
| <b>MORTGAGE STATUS AND SELECTED MONTHLY OWNER COSTS AS PERCENTAGE OF HOUSEHOLD INCOME IN 1979</b> |                 |                    |                      |                      |                      |                      |                      |                      |                      |                        |                   |                  |                |
| <b>With a mortgage</b>  | <b>11 530</b>   | <b>27</b>          | <b>128</b>           | <b>470</b>           | <b>1 068</b>         | <b>1 952</b>         | <b>2 179</b>         | <b>3 612</b>         | <b>1 354</b>         | <b>639</b>             | <b>101</b>        | <b>59 700</b>    | <b>62 900</b>  |
| Less than 15 percent  | 2 522           | —                  | 14                   | 88                   | 304                  | 440                  | 530                  | 731                  | 264                  | 151                    | —                 | 57 700           | 61 400         |
| 15 to 19 percent  | 1 848           | —                  | 17                   | 82                   | 129                  | 277                  | 389                  | 636                  | 199                  | 114                    | 5                 | 60 700           | 63 600         |
| 20 to 24 percent  | 1 759           | 6                  | 10                   | 70                   | 101                  | 258                  | 333                  | 552                  | 285                  | 128                    | 16                | 62 400           | 66 200         |
| 25 to 29 percent  | 1 426           | 4                  | 34                   | 43                   | 104                  | 223                  | 221                  | 509                  | 206                  | 62                     | 20                | 62 900           | 64 500         |
| 30 to 34 percent  | 973             | —                  | 15                   | 13                   | 84                   | 187                  | 164                  | 297                  | 139                  | 47                     | 27                | 61 100           | 66 700         |
| 35 percent or more  | 2 909           | 17                 | 38                   | 168                  | 332                  | 544                  | 527                  | 857                  | 256                  | 137                    | 33                | 56 300           | 59 800         |
| Not computed  | 93              | —                  | —                    | 6                    | 14                   | 23                   | 15                   | 30                   | 5                    | —                      | —                 | 51 900           | 53 600         |
| <b>Median</b>   | <b>23.8</b>     | <b>50+</b>         | <b>28.4</b>          | <b>24.4</b>          | <b>24.7</b>          | <b>24.8</b>          | <b>22.4</b>          | <b>23.8</b>          | <b>23.7</b>          | <b>22.1</b>            | <b>31.8</b>       | ...              | ...            |
| <b>Not mortgaged</b>  | <b>1 724</b>    | <b>38</b>          | <b>190</b>           | <b>244</b>           | <b>276</b>           | <b>348</b>           | <b>247</b>           | <b>273</b>           | <b>55</b>            | <b>23</b>              | <b>30</b>         | <b>43 700</b>    | <b>47 200</b>  |
| Less than 10 percent  | 478             | 16                 | 33                   | 70                   | 28                   | 75                   | 107                  | 96                   | 32                   | 6                      | 15                | 51 700           | 54 500         |
| 10 to 14 percent  | 267             | —                  | 37                   | 30                   | 40                   | 59                   | 30                   | 69                   | —                    | 2                      | —                 | 44 100           | 44 700         |
| 15 to 19 percent  | 199             | —                  | 27                   | 13                   | 51                   | 62                   | 14                   | 25                   | 7                    | —                      | —                 | 43 500           | 43 200         |
| 20 to 24 percent  | 140             | 4                  | 8                    | 26                   | 45                   | 31                   | 13                   | —                    | —                    | 6                      | 7                 | 37 500           | 46 400         |
| 25 to 29 percent  | 103             | 12                 | —                    | 26                   | 24                   | 16                   | 5                    | 12                   | —                    | —                      | 8                 | 36 900           | 52 300         |
| 30 to 34 percent  | 144             | —                  | 18                   | 29                   | 10                   | 37                   | 33                   | 17                   | —                    | —                      | —                 | 43 000           | 42 600         |
| 35 percent or more  | 375             | 6                  | 67                   | 38                   | 78                   | 62                   | 45                   | 54                   | 16                   | 9                      | —                 | 39 700           | 43 300         |
| Not computed  | 18              | —                  | —                    | 12                   | —                    | 6                    | —                    | —                    | —                    | —                      | —                 | 24 400           | 30 000         |
| <b>Median</b>   | <b>17.7</b>     | <b>23.8</b>        | <b>19.6</b>          | <b>20.6</b>          | <b>22.1</b>          | <b>18.0</b>          | <b>12.7</b>          | <b>12.9</b>          | <b>10—</b>           | <b>22.9</b>            | <b>15.0</b>       | ...              | ...            |
| <b>SELECTED CHARACTERISTICS</b>   |                 |                    |                      |                      |                      |                      |                      |                      |                      |                        |                   |                  |                |
| <b>Complete plumbing for exclusive use</b>  | <b>13 224</b>   | <b>62</b>          | <b>318</b>           | <b>706</b>           | <b>1 338</b>         | <b>2 294</b>         | <b>2 426</b>         | <b>3 878</b>         | <b>1 409</b>         | <b>662</b>             | <b>131</b>        | <b>57 600</b>    | <b>60 900</b>  |
| 1.01 or more persons per room   | 316             | —                  | 9                    | 10                   | 43                   | 89                   | 93                   | 72                   | —                    | —                      | —                 | 50 500           | 49 100         |
| <b>Lacking complete plumbing for exclusive use</b>  | <b>30</b>       | <b>3</b>           | <b>—</b>             | <b>8</b>             | <b>6</b>             | <b>6</b>             | <b>—</b>             | <b>7</b>             | <b>—</b>             | <b>—</b>               | <b>—</b>          | <b>38 300</b>    | <b>38 200</b>  |
| 1.01 or more persons per room   | 3               | —                  | —                    | —                    | —                    | —                    | —                    | —                    | —                    | —                      | —                 | 10000—           | 7 500          |
| <b>Heating equipment</b>  | <b>13 254</b>   | <b>65</b>          | <b>318</b>           | <b>714</b>           | <b>1 344</b>         | <b>2 300</b>         | <b>2 426</b>         | <b>3 885</b>         | <b>1 409</b>         | <b>662</b>             | <b>131</b>        | <b>57 600</b>    | <b>60 800</b>  |
| Central heating system  | 12 798          | 30                 | 265                  | 657                  | 1 283                | 2 189                | 2 380                | 3 829                | 1 395                | 646                    | 124               | 58 200           | 61 400         |
| <b>Air conditioning</b>   |                 |                    |                      |                      |                      |                      |                      |                      |                      |                        |                   |                  |                |



Table A—26. Gross Rent of Renter-Occupied Housing Units With a Black Householder: 1980

(Data are estimates based on a sample, see Introduction. For meaning of symbols, see Introduction. For definitions of terms, see appendixes A and B)

| The State   | Total         | Less than \$100 | \$100 to \$149 | \$150 to \$199 | \$200 to \$249 | \$250 to \$299 | \$300 to \$349 | \$350 to \$399 | \$400 to \$499 | \$500 or more | No cash rent | Median (dollars) |
|---|---------------|-----------------|----------------|----------------|----------------|----------------|----------------|----------------|----------------|---------------|--------------|------------------|
| <b>Specified renter-occupied housing units</b> .....                      | <b>19 356</b> | <b>1 598</b>    | <b>1 232</b>   | <b>3 228</b>   | <b>4 815</b>   | <b>3 343</b>   | <b>1 903</b>   | <b>1 282</b>   | <b>1 104</b>   | <b>609</b>    | <b>242</b>   | <b>235</b>       |
| <b>HOUSEHOLD TYPE AND AGE OF HOUSEHOLDER</b>                              |               |                 |                |                |                |                |                |                |                |               |              |                  |
| <b>Married-couple families</b> .....                                      | <b>5 436</b>  | <b>131</b>      | <b>151</b>     | <b>684</b>     | <b>1 440</b>   | <b>902</b>     | <b>554</b>     | <b>496</b>     | <b>559</b>     | <b>354</b>    | <b>165</b>   | <b>262</b>       |
| 15 to 24 years.....   | 1 423         | 33              | 25             | 285            | 590            | 250            | 79             | 69             | 53             | 16            | 23           | 221              |
| 25 to 34 years.....   | 2 321         | 16              | 76             | 219            | 581            | 351            | 284            | 228            | 308            | 162           | 96           | 274              |
| 35 to 44 years.....   | 992           | 28              | 11             | 91             | 189            | 163            | 114            | 117            | 130            | 115           | 34           | 299              |
| 45 to 64 years.....   | 507           | 32              | 15             | 51             | 57             | 79             | 64             | 68             | 68             | 61            | 12           | 311              |
| 65 years and over.....  | 193           | 22              | 24             | 38             | 23             | 59             | 13             | 14             | —              | —             | —            | 216              |
| <b>Male householder, no wife present</b> .....                            | <b>5 665</b>  | <b>222</b>      | <b>426</b>     | <b>1 206</b>   | <b>1 689</b>   | <b>999</b>     | <b>574</b>     | <b>239</b>     | <b>164</b>     | <b>118</b>    | <b>28</b>    | <b>226</b>       |
| 15 to 24 years.....   | 1 279         | 29              | 81             | 243            | 410            | 325            | 106            | 53             | 18             | 6             | 8            | 231              |
| 25 to 34 years.....   | 2 291         | 46              | 133            | 478            | 695            | 371            | 255            | 116            | 94             | 83            | 20           | 232              |
| 35 to 44 years.....   | 905           | 8               | 90             | 208            | 282            | 159            | 82             | 41             | 31             | 4             | —            | 229              |
| 45 to 64 years.....   | 1 013         | 62              | 114            | 250            | 271            | 129            | 125            | 23             | 14             | 25            | —            | 211              |
| 65 years and over.....  | 177           | 77              | 8              | 27             | 31             | 15             | 6              | 6              | 7              | —             | —            | 156              |
| <b>Female householder, no husband present</b> .....                       | <b>8 255</b>  | <b>1 245</b>    | <b>655</b>     | <b>1 338</b>   | <b>1 686</b>   | <b>1 442</b>   | <b>775</b>     | <b>547</b>     | <b>381</b>     | <b>137</b>    | <b>49</b>    | <b>226</b>       |
| 15 to 24 years.....   | 1 812         | 180             | 74             | 407            | 491            | 346            | 183            | 87             | 22             | 22            | —            | 222              |
| 25 to 34 years.....   | 2 772         | 261             | 208            | 307            | 602            | 649            | 309            | 219            | 158            | 59            | —            | 251              |
| 35 to 44 years.....   | 1 280         | 170             | 106            | 169            | 218            | 182            | 131            | 161            | 102            | 41            | —            | 244              |
| 45 to 64 years.....   | 1 446         | 218             | 170            | 298            | 260            | 183            | 132            | 73             | 75             | 15            | —            | 205              |
| 65 years and over.....  | 945           | 416             | 97             | 157            | 115            | 82             | 20             | 7              | 24             | —             | —            | 132              |
| <b>Median age</b> .....   | <b>31.1</b>   | <b>47.7</b>     | <b>35.9</b>    | <b>30.1</b>    | <b>29.4</b>    | <b>29.0</b>    | <b>30.9</b>    | <b>31.8</b>    | <b>32.9</b>    | <b>33.0</b>   | <b>31.7</b>  | <b>...</b>       |
| <b>YEAR HOUSEHOLDER MOVED INTO UNIT</b>                                   |               |                 |                |                |                |                |                |                |                |               |              |                  |
| 1979 to March 1980.....   | 11 576        | 589             | 541            | 1 826          | 3 027          | 2 191          | 1 191          | 864            | 723            | 480           | 144          | 245              |
| 1975 to 1978.....   | 5 716         | 689             | 421            | 987            | 1 399          | 883            | 524            | 340            | 309            | 109           | 55           | 226              |
| 1970 to 1974.....   | 1 204         | 218             | 125            | 218            | 220            | 187            | 126            | 42             | 53             | 11            | 4            | 208              |
| 1960 to 1969.....   | 605           | 54              | 94             | 140            | 131            | 56             | 56             | 29             | 8              | 9             | 28           | 200              |
| 1959 or earlier.....  | 255           | 48              | 51             | 57             | 38             | 26             | 6              | 7              | 11             | —             | 11           | 157              |
| <b>ROOMS</b>  |               |                 |                |                |                |                |                |                |                |               |              |                  |
| 1 room.....   | 882           | 193             | 158            | 256            | 177            | 36             | 47             | 9              | —              | 6             | —            | 167              |
| 2 rooms.....  | 1 891         | 295             | 181            | 483            | 576            | 202            | 89             | 35             | 17             | —             | 13           | 198              |
| 3 rooms.....  | 5 002         | 369             | 378            | 1 327          | 1 699          | 835            | 263            | 84             | 14             | 11            | 22           | 211              |
| 4 rooms.....  | 5 360         | 286             | 272            | 701            | 1 464          | 1 345          | 745            | 367            | 114            | 34            | 32           | 248              |
| 5 rooms.....  | 3 124         | 277             | 130            | 306            | 577            | 558            | 360            | 395            | 328            | 96            | 97           | 271              |
| 6 rooms.....  | 1 504         | 113             | 65             | 112            | 216            | 201            | 208            | 185            | 300            | 62            | 42           | 306              |
| 7 or more rooms.....  | 1 593         | 65              | 48             | 43             | 106            | 166            | 191            | 207            | 331            | 400           | 36           | 389              |
| <b>Median</b> .....   | <b>3.9</b>    | <b>3.3</b>      | <b>3.2</b>     | <b>3.2</b>     | <b>3.5</b>     | <b>3.9</b>     | <b>4.2</b>     | <b>4.9</b>     | <b>5.8</b>     | <b>7.0</b>    | <b>5.1</b>   | <b>...</b>       |
| <b>PLUMBING FACILITIES BY PERSONS PER ROOM AND POVERTY STATUS IN 1979</b> |               |                 |                |                |                |                |                |                |                |               |              |                  |
| <b>All income levels in 1979</b> .....                                    | <b>19 356</b> | <b>1 598</b>    | <b>1 232</b>   | <b>3 228</b>   | <b>4 815</b>   | <b>3 343</b>   | <b>1 903</b>   | <b>1 282</b>   | <b>1 104</b>   | <b>609</b>    | <b>242</b>   | <b>235</b>       |
| Complete plumbing for exclusive use.....                                  | 18 995        | 1 509           | 1 150          | 3 177          | 4 736          | 3 315          | 1 888          | 1 274          | 1 095          | 609           | 242          | 236              |
| 0.50 or less.....   | 9 787         | 726             | 661            | 1 755          | 2 497          | 1 717          | 997            | 544            | 515            | 271           | 104          | 232              |
| 0.51 to 1.00.....   | 8 034         | 659             | 436            | 1 259          | 1 992          | 1 358          | 778            | 598            | 554            | 303           | 97           | 240              |
| 1.01 to 1.50.....   | 807           | 102             | 44             | 87             | 156            | 191            | 59             | 91             | 20             | 24            | 33           | 249              |
| 1.51 or more.....   | 367           | 22              | 9              | 76             | 91             | 49             | 54             | 41             | 6              | 11            | 8            | 224              |
| Lacking complete plumbing for exclusive use.....                          | 361           | 89              | 82             | 51             | 79             | 28             | 15             | 8              | 9              | —             | —            | 177              |
| 0.50 or less.....   | 141           | 45              | 9              | 22             | 33             | 17             | 15             | —              | —              | —             | —            | 197              |
| 0.51 to 1.00.....   | 174           | 34              | 65             | 23             | 24             | 11             | —              | 8              | 9              | —             | —            | 136              |
| 1.01 to 1.50.....   | 25            | —               | 8              | 6              | 11             | —              | —              | —              | —              | —             | —            | 188              |
| 1.51 or more.....   | 21            | 10              | —              | —              | 11             | —              | —              | —              | —              | —             | —            | 226              |
| <b>Income in 1979 below poverty level</b> .....                           | <b>5 644</b>  | <b>1 104</b>    | <b>560</b>     | <b>1 005</b>   | <b>1 155</b>   | <b>737</b>     | <b>442</b>     | <b>325</b>     | <b>145</b>     | <b>121</b>    | <b>50</b>    | <b>206</b>       |
| Complete plumbing for exclusive use.....                                  | 5 495         | 1 044           | 521            | 987            | 1 147          | 737            | 435            | 317            | 136            | 121           | 50           | 208              |
| 1.01 or more persons per room.....  | 577           | 83              | 27             | 80             | 131            | 93             | 69             | 52             | 6              | 11            | 25           | 221              |
| Lacking complete plumbing for exclusive use.....                          | 149           | 60              | 39             | 18             | 8              | —              | 7              | 8              | 9              | —             | —            | 127              |
| 1.01 or more persons per room.....  | 10            | 10              | —              | —              | —              | —              | —              | —              | —              | —             | —            | 85               |
| <b>BEDROOMS</b>   |               |                 |                |                |                |                |                |                |                |               |              |                  |
| None.....   | 1 164         | 258             | 211            | 373            | 211            | 49             | 47             | 9              | —              | 6             | —            | 167              |
| 1.....  | 7 253         | 587             | 555            | 1 887          | 2 578          | 1 060          | 379            | 139            | 22             | 6             | 40           | 210              |
| 2.....  | 6 843         | 401             | 290            | 666            | 1 504          | 1 792          | 1 072          | 595            | 343            | 113           | 67           | 266              |
| 3.....  | 2 934         | 254             | 112            | 258            | 425            | 332            | 321            | 387            | 532            | 202           | 111          | 305              |
| 4.....  | 935           | 77              | 51             | 44             | 92             | 104            | 66             | 106            | 151            | 220           | 24           | 360              |
| 5 or more.....  | 227           | 21              | 13             | —              | 5              | 6              | 18             | 46             | 56             | 62            | —            | 408              |
| <b>UNITS IN STRUCTURE</b>   |               |                 |                |                |                |                |                |                |                |               |              |                  |
| 1, detached or attached.....  | 5 179         | 296             | 267            | 429            | 758            | 688            | 668            | 653            | 787            | 510           | 123          | 307              |
| 2.....  | 1 100         | 41              | 76             | 173            | 263            | 161            | 127            | 128            | 74             | 27            | 30           | 246              |
| 3 and 4.....  | 1 904         | 191             | 181            | 342            | 444            | 337            | 182            | 83             | 87             | 17            | 40           | 227              |
| 5 to 9.....   | 1 749         | 303             | 136            | 424            | 409            | 203            | 127            | 53             | 60             | 18            | 16           | 200              |
| 10 to 49.....   | 6 833         | 341             | 455            | 1 535          | 2 388          | 1 412          | 379            | 227            | 44             | 24            | 28           | 219              |
| 50 or more.....   | 2 489         | 415             | 106            | 303            | 533            | 522            | 413            | 132            | 52             | 13            | —            | 239              |
| Mobile home or trailer, etc.....  | 102           | 11              | 11             | 22             | 20             | 20             | 7              | 6              | —              | —             | 5            | 216              |
| <b>YEAR STRUCTURE BUILT</b>   |               |                 |                |                |                |                |                |                |                |               |              |                  |
| 1975 to March 1980.....   | 1 836         | 276             | 96             | 179            | 318            | 319            | 208            | 127            | 130            | 167           | 16           | 259              |
| 1970 to 1974.....   | 4 166         | 331             | 66             | 526            | 1 146          | 925            | 432            | 245            | 261            | 178           | 56           | 249              |
| 1960 to 1969.....   | 4 864         | 201             | 124            | 826            | 1 646          | 914            | 417            | 310            | 264            | 133           | 29           | 238              |
| 1950 to 1959.....   | 3 651         | 265             | 255            | 636            | 890            | 576            | 422            | 271            | 245            | 41            | 50           | 235              |
| 1940 to 1949.....   | 1 953         | 235             | 239            | 317            | 295            | 306            | 207            | 189            | 114            | 32            | 19           | 224              |
| 1939 or earlier.....  | 2 886         | 290             | 452            | 744            | 520            | 303            | 217            | 140            | 90             | 58            | 72           | 191              |
| <b>STORIES IN STRUCTURE</b>   |               |                 |                |                |                |                |                |                |                |               |              |                  |
| 1 to 3.....   | 16 980        | 1 193           | 1 050          | 2 924          | 4 341          | 2 878          | 1 502          | 1 190          | 1 065          | 595           | 242          | 235              |
| 4 or more.....  | 2 376         | 405             | 182            | 304            | 474            | 465            | 401            | 92             | 39             | 14            | —            | 233              |
| With elevator.....  | 1 981         | 383             | 114            | 172            | 386            | 439            | 365            | 76             | 32             | 14            | —            | 243              |
| <b>GROSS RENT AS PERCENTAGE OF HOUSEHOLD INCOME IN 1979</b>               |               |                 |                |                |                |                |                |                |                |               |              |                  |
| Less than 15 percent.....   | 2 515         | 475             | 197            | 450            | 677            | 348            | 233            | 68             | 58             | 9             | ...          | 210              |
| 15 to 19 percent.....   | 2 601         | 224             | 138            | 451            | 753            | 514            | 208            | 167            | 80             | 66            | ...          | 230              |
| 20 to 24 percent.....   | 2 683         | 281             | 143            | 396            | 721            | 520            | 179            | 150            | 179            | 114           | ...          | 235              |
| 25 to 29 percent.....   | 2 031         | 244             | 97             | 358            | 520            | 334            | 237            | 117            | 95             | 29            | ...          | 226              |
| 30 to 34 percent.....   | 1 846         | 103             | 127            | 245            | 501            | 370            | 172            | 133            | 137            | 58            | ...          | 240              |
| 35 to 49 percent.....   | 2 525         | 86              | 225            | 442            | 545            | 424            | 264            | 194            | 276            | 69            | ...          | 247              |
| 50 percent or more.....   | 4 556         | 152             | 299            | 770            | 977            | 809            | 582            | 431            | 279            | 257           | ...          | 254              |
| Not computed.....   | 599           | 33              | 6              | 116            | 121            | 24             | 28             | 22             | —              | 7             | ...          | 208              |
| <b>Median</b> .....   | <b>28.9</b>   | <b>21.5</b>     | <b>31.5</b>    | <b>28.6</b>    | <b>26.9</b>    | <b>29.2</b>    | <b>32.3</b>    | <b>34.8</b>    | <b>35.1</b>    | <b>38.4</b>   | <b>...</b>   | <b>...</b>       |
| <b>SELECTED CHARACTERISTICS</b>   |               |                 |                |                |                |                |                |                |                |               |              |                  |
| <b>Heating equipment</b> .....  | <b>19 328</b> | <b>1 598</b>    | <b>1 232</b>   | <b>3 222</b>   | <b>4 793</b>   | <b>3 343</b>   | <b>1 903</b>   | <b>1 282</b>   | <b>1 104</b>   | <b>609</b>    | <b>242</b>   | <b>235</b>       |
| Central heating system.....   | 18 559        | 1 527           | 1 102          | 3 060          | 4 653          | 3 219          | 1 850          | 1 248          | 1 079          | 591           | 240          | 236              |
| <b>Air conditioning</b> .....   | <b>7 086</b>  | <b>257</b>      | <b>66</b>      | <b>968</b>     | <b>2 269</b>   | <b>1 755</b>   | <b>859</b>     | <b>443</b>     | <b>265</b>     | <b>165</b>    | <b>39</b>    | <b>249</b>       |
| Central system.....   | 3 164         | 183             | 43             | 253            | 774            | 765            | 479            | 291            | 221            | 136           | 19           | 272              |

Table A—27. **Income and Poverty Status in 1979 of Owner-Occupied Housing Units With a Black Householder: 1980**

[Data are estimates based on a sample, see Introduction. For meaning of symbols, see Introduction. For definitions of terms, see appendixes A and B.]

| The State   | Household income in 1979 |                   |                    |                      |                      |                      |                      |                      |                      |                  |                  | Income in 1979 below poverty level |                |
|---|--------------------------|-------------------|--------------------|----------------------|----------------------|----------------------|----------------------|----------------------|----------------------|------------------|------------------|------------------------------------|----------------|
|   | Total                    | Less than \$5,000 | \$5,000 to \$9,999 | \$10,000 to \$12,499 | \$12,500 to \$14,999 | \$15,000 to \$19,999 | \$20,000 to \$24,999 | \$25,000 to \$34,999 | \$35,000 to \$49,999 | \$50,000 or more | Median (dollars) |                                    | Mean (dollars) |
| <b>Owner-occupied housing units</b> .....   | 15 025                   | 1 268             | 1 673              | 1 023                | 1 042                | 2 143                | 2 269                | 3 163                | 1 863                | 581              | 20 667           | 22 467                             | 1 444          |
| <b>HOUSEHOLD TYPE AND AGE OF HOUSEHOLDER</b>  |                          |                   |                    |                      |                      |                      |                      |                      |                      |                  |                  |                                    |                |
| <b>Married-couple families</b> .....  | 9 633                    | 343               | 620                | 420                  | 540                  | 1 325                | 1 575                | 2 662                | 1 655                | 493              | 24 976           | 26 468                             | 488            |
| 15 to 24 years .....  | 150                      | 14                | 16                 | 14                   | 8                    | 34                   | 43                   | 21                   | —                    | —                | 17 708           | 16 533                             | 28             |
| 25 to 34 years .....  | 2 044                    | 48                | 65                 | 123                  | 118                  | 332                  | 387                  | 654                  | 261                  | 56               | 24 384           | 25 412                             | 95             |
| 35 to 44 years .....  | 2 650                    | 58                | 72                 | 61                   | 136                  | 319                  | 430                  | 898                  | 554                  | 122              | 27 582           | 28 560                             | 129            |
| 45 to 64 years .....  | 3 915                    | 125               | 210                | 84                   | 200                  | 501                  | 647                  | 1 031                | 808                  | 309              | 26 920           | 28 789                             | 154            |
| 65 years and over .....   | 874                      | 98                | 257                | 138                  | 78                   | 139                  | 68                   | 58                   | 32                   | 6                | 11 486           | 13 906                             | 82             |
| <b>Male householder, no wife present</b> .....  | 1 717                    | 123               | 280                | 163                  | 150                  | 308                  | 337                  | 198                  | 110                  | 48               | 17 751           | 19 121                             | 143            |
| 15 to 24 years .....  | 73                       | 9                 | 4                  | 12                   | 13                   | 20                   | 9                    | 6                    | —                    | —                | 14 712           | 14 659                             | 9              |
| 25 to 34 years .....  | 482                      | 13                | 54                 | 36                   | 44                   | 99                   | 132                  | 42                   | 52                   | 10               | 19 811           | 20 911                             | 31             |
| 35 to 44 years .....  | 393                      | 2                 | 61                 | 42                   | 36                   | 80                   | 49                   | 72                   | 38                   | 13               | 18 576           | 22 761                             | 25             |
| 45 to 64 years .....  | 538                      | 33                | 79                 | 63                   | 41                   | 76                   | 133                  | 78                   | 20                   | 15               | 19 102           | 18 946                             | 39             |
| 65 years and over .....   | 231                      | 66                | 82                 | 10                   | 16                   | 33                   | 14                   | —                    | —                    | 10               | 8 065            | 11 012                             | 39             |
| <b>Female householder, no husband present</b> .....   | 3 675                    | 802               | 773                | 440                  | 352                  | 510                  | 357                  | 303                  | 98                   | 40               | 11 491           | 13 543                             | 813            |
| 15 to 24 years .....  | 73                       | 18                | 21                 | 10                   | 5                    | 19                   | —                    | —                    | —                    | —                | 7 202            | 9 277                              | 26             |
| 25 to 34 years .....  | 445                      | 71                | 81                 | 93                   | 24                   | 94                   | 39                   | 29                   | 14                   | —                | 11 895           | 13 678                             | 85             |
| 35 to 44 years .....  | 962                      | 88                | 212                | 130                  | 127                  | 165                  | 79                   | 105                  | 40                   | 16               | 13 504           | 16 218                             | 188            |
| 45 to 64 years .....  | 1 470                    | 291               | 286                | 149                  | 170                  | 151                  | 203                  | 162                  | 41                   | 17               | 12 632           | 14 442                             | 297            |
| 65 years and over .....   | 725                      | 334               | 173                | 58                   | 26                   | 81                   | 36                   | 7                    | 3                    | 7                | 5 584            | 8 516                              | 217            |
| <b>Median age</b> .....   | 45.6                     | 56.9              | 53.6               | 44.6                 | 45.3                 | 43.3                 | 44.4                 | 42.8                 | 44.6                 | 47.9             | ...              | ...                                | 48.8           |
| <b>YEAR HOUSEHOLDER MOVED INTO UNIT</b>   |                          |                   |                    |                      |                      |                      |                      |                      |                      |                  |                  |                                    |                |
| 1979 to March 1980 .....  | 2 141                    | 114               | 169                | 185                  | 122                  | 383                  | 367                  | 461                  | 269                  | 71               | 21 123           | 22 790                             | 171            |
| 1975 to 1978 .....  | 4 648                    | 229               | 339                | 213                  | 343                  | 642                  | 747                  | 1 205                | 746                  | 184              | 23 404           | 24 972                             | 346            |
| 1970 to 1974 .....  | 3 276                    | 196               | 338                | 269                  | 210                  | 409                  | 527                  | 786                  | 391                  | 150              | 21 693           | 23 559                             | 258            |
| 1960 to 1969 .....  | 3 330                    | 355               | 489                | 215                  | 256                  | 500                  | 471                  | 563                  | 353                  | 128              | 18 693           | 20 681                             | 391            |
| 1959 or earlier .....   | 1 630                    | 374               | 338                | 141                  | 111                  | 209                  | 157                  | 148                  | 104                  | 48               | 11 826           | 16 356                             | 278            |
| <b>SELECTED CHARACTERISTICS</b>   |                          |                   |                    |                      |                      |                      |                      |                      |                      |                  |                  |                                    |                |
| <b>Complete plumbing for exclusive use</b> .....  | 14 988                   | 1 262             | 1 671              | 1 006                | 1 042                | 2 143                | 2 269                | 3 163                | 1 851                | 581              | 20 679           | 22 478                             | 1 436          |
| 1.01 or more persons per room .....   | 394                      | —                 | 31                 | 51                   | 40                   | 80                   | 78                   | 65                   | 42                   | 7                | 19 554           | 21 077                             | 39             |
| <b>Locking complete plumbing for exclusive use</b> .....  | 37                       | 6                 | 2                  | 17                   | —                    | —                    | —                    | —                    | 12                   | —                | 11 544           | 17 945                             | 8              |
| 1.01 or more persons per room .....   | 3                        | —                 | —                  | 3                    | —                    | —                    | —                    | —                    | —                    | —                | 11 250           | 11 765                             | —              |
| <b>Heating equipment</b> .....  | 15 025                   | 1 268             | 1 673              | 1 023                | 1 042                | 2 143                | 2 269                | 3 163                | 1 863                | 581              | 20 667           | 22 467                             | 1 444          |
| Central heating system .....  | 14 457                   | 1 144             | 1 549              | 971                  | 1 003                | 2 084                | 2 202                | 3 130                | 1 823                | 551              | 20 898           | 22 644                             | 1 300          |
| <b>Air conditioning</b> .....   | 3 223                    | 172               | 218                | 169                  | 134                  | 413                  | 428                  | 983                  | 467                  | 239              | 25 791           | 27 240                             | 182            |
| Central system .....  | 2 032                    | 114               | 88                 | 101                  | 91                   | 250                  | 238                  | 690                  | 313                  | 147              | 26 851           | 27 547                             | 129            |
| <b>Vehicles available</b> .....   | 14 216                   | 914               | 1 467              | 918                  | 996                  | 2 117                | 2 207                | 3 153                | 1 863                | 581              | 21 316           | 23 308                             | 1 098          |
| 1 .....   | 4 587                    | 665               | 855                | 534                  | 461                  | 813                  | 558                  | 500                  | 159                  | 42               | 13 799           | 15 623                             | 632            |
| 2 or more .....   | 9 629                    | 249               | 612                | 384                  | 535                  | 1 304                | 1 649                | 2 653                | 1 704                | 539              | 25 283           | 26 969                             | 466            |
| <b>House heating fuel</b> .....   | 15 025                   | 1 268             | 1 673              | 1 023                | 1 042                | 2 143                | 2 269                | 3 163                | 1 863                | 581              | 20 667           | 22 467                             | 1 444          |
| Utility gas .....   | 13 274                   | 1 135             | 1 425              | 855                  | 950                  | 1 919                | 1 998                | 2 757                | 1 712                | 523              | 20 746           | 22 595                             | 1 243          |
| Bottled, tank, or LP gas .....  | 127                      | 15                | 28                 | 15                   | —                    | 22                   | 22                   | 15                   | 5                    | 5                | 15 917           | 18 310                             | 19             |
| Electricity .....   | 1 532                    | 111               | 214                | 141                  | 88                   | 197                  | 227                  | 384                  | 130                  | 40               | 20 217           | 20 912                             | 173            |
| Fuel oil, kerosene, etc. ....   | 9                        | —                 | 6                  | —                    | —                    | —                    | 3                    | —                    | —                    | —                | 6 875            | 11 953                             | —              |
| Other .....   | 83                       | 7                 | —                  | 12                   | 4                    | 5                    | 19                   | 7                    | 16                   | 13               | 24 276           | 38 319                             | 9              |
| <b>Median rooms</b> .....   | 6.9                      | 6.0               | 5.7                | 6.1                  | 6.4                  | 6.5                  | 6.8                  | 7.4                  | 7.9                  | 8.4              | ...              | ...                                | 6.4            |
| <b>Specified owner-occupied housing units</b> .....   | 13 254                   | 1 114             | 1 400              | 872                  | 914                  | 1 862                | 2 002                | 2 842                | 1 733                | 515              | 20 985           | 22 703                             | 1 242          |
| <b>MORTGAGE STATUS AND SELECTED MONTHLY OWNER COSTS</b>   |                          |                   |                    |                      |                      |                      |                      |                      |                      |                  |                  |                                    |                |
| <b>With a mortgage</b> .....  | 11 530                   | 684               | 1 001              | 696                  | 817                  | 1 625                | 1 877                | 2 717                | 1 642                | 471              | 22 122           | 23 927                             | 826            |
| Less than \$200 .....   | 728                      | 120               | 119                | 97                   | 76                   | 78                   | 110                  | 60                   | 61                   | 7                | 13 421           | 16 063                             | 108            |
| \$200 to \$249 .....  | 1 095                    | 83                | 171                | 94                   | 112                  | 186                  | 141                  | 206                  | 84                   | 18               | 17 634           | 19 768                             | 89             |
| \$250 to \$299 .....  | 1 402                    | 133               | 158                | 112                  | 138                  | 216                  | 257                  | 240                  | 124                  | 24               | 18 588           | 19 897                             | 132            |
| \$300 to \$349 .....  | 1 128                    | 79                | 132                | 80                   | 91                   | 216                  | 179                  | 187                  | 145                  | 19               | 19 158           | 20 874                             | 89             |
| \$350 to \$399 .....  | 1 127                    | 50                | 174                | 42                   | 144                  | 140                  | 196                  | 213                  | 145                  | 23               | 20 284           | 21 463                             | 106            |
| \$400 to \$499 .....  | 2 208                    | 98                | 131                | 171                  | 114                  | 343                  | 367                  | 571                  | 324                  | 89               | 23 151           | 24 292                             | 141            |
| \$500 to \$599 .....  | 1 577                    | 46                | 74                 | 44                   | 78                   | 264                  | 295                  | 482                  | 219                  | 75               | 24 063           | 26 841                             | 77             |
| \$600 to \$749 .....  | 1 457                    | 48                | 29                 | 37                   | 35                   | 142                  | 249                  | 494                  | 299                  | 124              | 27 698           | 30 046                             | 57             |
| \$750 or more .....   | 808                      | 27                | 13                 | 19                   | 29                   | 40                   | 83                   | 264                  | 241                  | 92               | 31 252           | 33 619                             | 27             |
| Median .....  | \$413                    | \$304             | \$320              | \$328                | \$345                | \$392                | \$414                | \$480                | \$482                | \$574            | ...              | ...                                | \$347          |
| <b>Not mortgaged</b> .....  | 1 724                    | 430               | 399                | 176                  | 97                   | 237                  | 125                  | 125                  | 91                   | 44               | 10 469           | 14 517                             | 416            |
| Less than \$50 .....  | 10                       | 7                 | —                  | 3                    | —                    | —                    | —                    | —                    | —                    | —                | 2500—            | 3 530                              | 7              |
| \$50 to \$74 .....  | 36                       | 12                | 4                  | 13                   | 7                    | —                    | —                    | —                    | —                    | —                | 10 385           | 9 386                              | 12             |
| \$75 to \$99 .....  | 194                      | 84                | 34                 | 20                   | 8                    | 18                   | 26                   | 4                    | —                    | —                | 6 477            | 9 530                              | 66             |
| \$100 to \$124 .....  | 310                      | 133               | 77                 | 16                   | 13                   | 37                   | 14                   | 20                   | —                    | —                | 6 528            | 9 298                              | 101            |
| \$125 to \$149 .....  | 449                      | 104               | 93                 | 61                   | 17                   | 62                   | 20                   | 55                   | 31                   | 6                | 11 127           | 14 412                             | 109            |
| \$150 to \$199 .....  | 439                      | 55                | 113                | 34                   | 27                   | 63                   | 53                   | 35                   | 37                   | 22               | 14 120           | 19 415                             | 68             |
| \$200 to \$249 .....  | 195                      | 31                | 30                 | 29                   | 8                    | 44                   | 12                   | 11                   | 23                   | 7                | 14 844           | 18 604                             | 25             |
| \$250 or more .....   | 91                       | 4                 | 48                 | —                    | 17                   | 13                   | —                    | —                    | —                    | 9                | 9 044            | 14 284                             | 28             |
| Median .....  | \$142                    | \$121             | \$148              | \$140                | \$156                | \$151                | \$152                | \$142                | \$170                | \$186            | ...              | ...                                | \$130          |
| <b>MORTGAGE STATUS AND SELECTED MONTHLY OWNER COSTS AS PERCENTAGE OF HOUSEHOLD INCOME IN 1979</b> |                          |                   |                    |                      |                      |                      |                      |                      |                      |                  |                  |                                    |                |
| <b>With a mortgage</b> .....  | 11 530                   | 684               | 1 001              | 696                  | 817                  | 1 625                | 1 877                | 2 717                | 1 642                | 471              | 22 122           | 23 927                             | 826            |
| Less than 15 percent .....  | 2 522                    | —                 | 7                  | 31                   | 58                   | 137                  | 385                  | 737                  | 802                  | 365              | 33 555           | 36 549                             | —              |
| 15 to 19 percent .....  | 1 848                    | —                 | 11                 | 53                   | 55                   | 254                  | 354                  | 603                  | 450                  | 68               | 28 290           | 29 258                             | —              |
| 20 to 24 percent .....  | 1 759                    | —                 | 23                 | 59                   | 133                  | 324                  | 350                  | 633                  | 214                  | 23               | 24 836           | 25 163                             | 5              |
| 25 to 29 percent .....  | 1 426                    | 8                 | 52                 | 106                  | 156                  | 264                  | 315                  | 391                  | 127                  | 7                | 21 726           | 22 702                             | 10             |
| 30 to 34 percent .....  | 973                      | 12                | 74                 | 73                   | 141                  | 192                  | 229                  | 211                  | 33                   | 8                | 19 869           | 20 336                             | 21             |
| 35 percent or more .....  | 2 909                    | 571               | 834                | 374                  | 274                  | 454                  | 244                  | 142                  | 16                   | —                | 10 331           | 11 418                             | 697            |
| Not computed .....  | 93                       | 93                | —                  | —                    | —                    | —                    | —                    | —                    | —                    | —                | 2500—            | —                                  | 93             |
| Median .....  | 23.8                     | 50+               | 50+                | 37.0                 | 30.2                 | 26.8                 | 22.8                 | 20.1                 | 15.2                 | 11.4             | ...              | ...                                | 50+            |
| <b>Not mortgaged</b> .....  | 1 724                    | 430               | 399                | 176                  | 97                   | 237                  | 125                  | 125                  | 91                   | 44               | 10 469           | 14 517                             | 416            |
| Less than 10 percent .....  | 478                      | —                 | —                  | 25                   | 21                   | 81                   | 91                   | 125                  | 91                   | 44               | 26 346           | 30 884                             | —              |
| 10 to 14 percent .....  | 267                      | —                 | 25                 | 48                   | 45                   | 115                  | 34                   | —                    | —                    | —                | 15 524           | 15 343                             | 17             |
| 15 to 19 percent .....  | 199                      | —                 | 84                 | 74                   | 6                    | 35                   | —                    | —                    | —                    | —                | 10 524           | 10 926                             | 8              |
| 20 to 24 percent .....  | 140                      | 29                | 79                 | 18                   | 8                    | 6                    | —                    | —                    | —                    | —                | 7 979            | 8 124                              | 29             |
| 25 to 29 percent .....  | 103                      | 25                | 59                 | 11                   | 8                    | —                    | —                    | —                    | —                    | —                | 6 274            | 6 719                              | 33             |
| 30 to 34 percent .....  | 144                      | 77                | 58                 | —                    | 9                    | —                    | —                    | —                    | —                    | —                | 4 838            | 5 533                              | 34             |
| 35 percent or more .....  | 375                      | 281               | 94                 | —                    | —                    | —                    | —                    | —                    | —                    | —                | 3 592            | 3 645                              | 277            |
| Not computed .....  | 18                       | 18                | —                  | —                    | —                    | —                    | —                    | —                    | —                    | —                | 2500—            | —                                  | 18             |
| Median .....  | 17.7                     | 46.4              | 26.0               | 16.0                 | 13.1                 | 11.6                 | 10—                  | 10—                  | 10—                  | 10—              | ...</            |                                    |                |

**Table A—28. Income and Poverty Status in 1979 of Renter-Occupied Housing Units With a Black Householder: 1980**

[Data are estimates based on a sample, see Introduction. For meaning of symbols, see Introduction. For definitions of terms, see appendixes A and B]

| The State   | Household income in 1979 |                   |                    |                      |                      |                      |                      |                      |                      |                  |                  | Income in 1979 below poverty level |                |
|---|--------------------------|-------------------|--------------------|----------------------|----------------------|----------------------|----------------------|----------------------|----------------------|------------------|------------------|------------------------------------|----------------|
|   | Total                    | Less than \$5,000 | \$5,000 to \$9,999 | \$10,000 to \$12,499 | \$12,500 to \$14,999 | \$15,000 to \$19,999 | \$20,000 to \$24,999 | \$25,000 to \$34,999 | \$35,000 to \$49,999 | \$50,000 or more | Median (dollars) |                                    | Mean (dollars) |
| <b>Renter-occupied housing units</b>                        | <b>19 831</b>            | <b>5 131</b>      | <b>5 152</b>       | <b>2 535</b>         | <b>1 605</b>         | <b>2 621</b>         | <b>1 265</b>         | <b>1 083</b>         | <b>319</b>           | <b>120</b>       | <b>9 636</b>     | <b>11 522</b>                      | <b>5 825</b>   |
| <b>HOUSEHOLD TYPE AND AGE OF HOUSEHOLDER</b>                |                          |                   |                    |                      |                      |                      |                      |                      |                      |                  |                  |                                    |                |
| <b>Married-couple families</b>                              | <b>5 624</b>             | <b>528</b>        | <b>1 172</b>       | <b>875</b>           | <b>561</b>           | <b>1 104</b>         | <b>636</b>           | <b>545</b>           | <b>123</b>           | <b>80</b>        | <b>13 556</b>    | <b>16 016</b>                      | <b>839</b>     |
| 15 to 24 years  | 1 463                    | 181               | 488                | 307                  | 119                  | 262                  | 80                   | 19                   | —                    | 7                | 10 509           | 11 124                             | 289            |
| 25 to 34 years  | 2 419                    | 128               | 408                | 391                  | 229                  | 529                  | 337                  | 349                  | 23                   | 25               | 15 440           | 16 492                             | 255            |
| 35 to 44 years  | 1 028                    | 87                | 143                | 94                   | 136                  | 235                  | 131                  | 104                  | 71                   | 27               | 15 894           | 22 083                             | 156            |
| 45 to 64 years  | 521                      | 84                | 53                 | 69                   | 53                   | 56                   | 84                   | 72                   | 29                   | 21               | 15 221           | 18 319                             | 100            |
| 65 years and over   | 193                      | 48                | 80                 | 14                   | 24                   | 22                   | 4                    | 1                    | —                    | —                | 6 837            | 8 612                              | 39             |
| <b>Male householder, no wife present</b>                    | <b>5 722</b>             | <b>1 205</b>      | <b>1 554</b>       | <b>748</b>           | <b>432</b>           | <b>851</b>           | <b>410</b>           | <b>326</b>           | <b>164</b>           | <b>32</b>        | <b>10 341</b>    | <b>12 201</b>                      | <b>1 134</b>   |
| 15 to 24 years  | 1 285                    | 284               | 380                | 196                  | 85                   | 182                  | 74                   | 70                   | 14                   | —                | 9 580            | 10 891                             | 302            |
| 25 to 34 years  | 2 302                    | 374               | 690                | 288                  | 221                  | 365                  | 173                  | 132                  | 54                   | 5                | 10 755           | 12 471                             | 383            |
| 35 to 44 years  | 927                      | 149               | 239                | 108                  | 37                   | 172                  | 98                   | 45                   | 63                   | 16               | 11 748           | 14 554                             | 142            |
| 45 to 64 years  | 1 025                    | 274               | 218                | 137                  | 80                   | 128                  | 65                   | 79                   | 33                   | 11               | 10 374           | 12 334                             | 218            |
| 65 years and over   | 183                      | 124               | 27                 | 19                   | 9                    | 4                    | —                    | —                    | —                    | —                | 4 055            | 5 341                              | 89             |
| <b>Female householder, no husband present</b>               | <b>8 485</b>             | <b>3 398</b>      | <b>2 426</b>       | <b>912</b>           | <b>612</b>           | <b>666</b>           | <b>219</b>           | <b>212</b>           | <b>32</b>            | <b>8</b>         | <b>6 581</b>     | <b>8 084</b>                       | <b>3 852</b>   |
| 15 to 24 years  | 1 842                    | 869               | 531                | 198                  | 85                   | 82                   | 45                   | 20                   | 4                    | 8                | 5 448            | 6 984                              | 944            |
| 25 to 34 years  | 2 846                    | 881               | 834                | 346                  | 316                  | 289                  | 79                   | 94                   | 7                    | —                | 8 206            | 9 171                              | 1 152          |
| 35 to 44 years  | 1 350                    | 403               | 469                | 178                  | 95                   | 125                  | 26                   | 49                   | 5                    | —                | 7 931            | 9 016                              | 585            |
| 45 to 64 years  | 1 499                    | 542               | 476                | 142                  | 63                   | 153                  | 66                   | 41                   | 16                   | —                | 6 747            | 8 561                              | 612            |
| 65 years and over   | 948                      | 703               | 116                | 48                   | 53                   | 17                   | 3                    | 8                    | —                    | —                | 3 946            | 4 880                              | 559            |
| <b>Median age</b>   | <b>31.1</b>              | <b>33.4</b>       | <b>29.7</b>        | <b>29.4</b>          | <b>30.4</b>          | <b>31.3</b>          | <b>32.1</b>          | <b>31.8</b>          | <b>39.8</b>          | <b>37.1</b>      | <b>...</b>       | <b>...</b>                         | <b>31.9</b>    |
| <b>YEAR HOUSEHOLDER MOVED INTO UNIT</b>                     |                          |                   |                    |                      |                      |                      |                      |                      |                      |                  |                  |                                    |                |
| 1979 to March 1980  | 11 825                   | 2 826             | 3 244              | 1 603                | 1 005                | 1 571                | 690                  | 635                  | 173                  | 78               | 9 762            | 11 660                             | 3 338          |
| 1975 to 1978  | 5 882                    | 1 520             | 1 391              | 646                  | 491                  | 833                  | 487                  | 381                  | 108                  | 25               | 10 116           | 11 864                             | 1 638          |
| 1970 to 1974  | 1 233                    | 452               | 259                | 197                  | 82                   | 149                  | 39                   | 32                   | 17                   | 6                | 7 142            | 9 749                              | 479            |
| 1960 to 1969  | 630                      | 201               | 198                | 55                   | 27                   | 62                   | 27                   | 35                   | 14                   | 11               | 7 280            | 10 860                             | 229            |
| 1959 or earlier   | 261                      | 132               | 60                 | 34                   | —                    | 6                    | 22                   | —                    | 7                    | —                | 4 943            | 7 503                              | 141            |
| <b>PLUMBING FACILITIES BY PERSONS PER ROOM</b>              |                          |                   |                    |                      |                      |                      |                      |                      |                      |                  |                  |                                    |                |
| <b>Complete plumbing for exclusive use</b>                  | <b>19 464</b>            | <b>4 954</b>      | <b>5 094</b>       | <b>2 494</b>         | <b>1 590</b>         | <b>2 565</b>         | <b>1 246</b>         | <b>1 082</b>         | <b>319</b>           | <b>120</b>       | <b>9 683</b>     | <b>11 587</b>                      | <b>5 670</b>   |
| 0.50 or less  | 9 941                    | 2 789             | 2 629              | 1 340                | 793                  | 1 186                | 547                  | 448                  | 135                  | 74               | 9 164            | 10 703                             | 2 430          |
| 0.51 to 1.00  | 8 276                    | 1 835             | 2 145              | 1 039                | 697                  | 1 155                | 658                  | 556                  | 158                  | 33               | 10 380           | 12 253                             | 2 627          |
| 1.01 to 1.50  | 873                      | 214               | 202                | 71                   | 83                   | 164                  | 36                   | 73                   | 17                   | 13               | 10 722           | 16 428                             | 412            |
| 1.51 or more  | 374                      | 116               | 118                | 44                   | 17                   | 60                   | 5                    | 5                    | 9                    | —                | 7 113            | 9 039                              | 201            |
| <b>Lacking complete plumbing for exclusive use</b>          | <b>367</b>               | <b>177</b>        | <b>58</b>          | <b>41</b>            | <b>15</b>            | <b>56</b>            | <b>19</b>            | <b>1</b>             | <b>—</b>             | <b>—</b>         | <b>5 560</b>     | <b>8 077</b>                       | <b>155</b>     |
| 0.50 or less  | 147                      | 82                | 21                 | 10                   | 9                    | 19                   | 5                    | 1                    | —                    | —                | 4 557            | 7 159                              | 75             |
| 0.51 to 1.00  | 174                      | 85                | 37                 | 6                    | 6                    | 26                   | 14                   | —                    | —                    | —                | 5 238            | 7 900                              | 70             |
| 1.01 to 1.50  | 25                       | —                 | —                  | 14                   | —                    | 11                   | —                    | —                    | —                    | —                | 12 232           | 14 760                             | —              |
| 1.51 or more  | 21                       | 10                | —                  | 11                   | —                    | —                    | —                    | —                    | —                    | —                | 10 114           | 8 010                              | 10             |
| <b>SELECTED CHARACTERISTICS</b>                             |                          |                   |                    |                      |                      |                      |                      |                      |                      |                  |                  |                                    |                |
| <b>Heating equipment</b>                                    | <b>19 803</b>            | <b>5 109</b>      | <b>5 152</b>       | <b>2 535</b>         | <b>1 599</b>         | <b>2 621</b>         | <b>1 265</b>         | <b>1 083</b>         | <b>319</b>           | <b>120</b>       | <b>9 644</b>     | <b>11 534</b>                      | <b>5 803</b>   |
| Central heating system                                      | 19 013                   | 4 809             | 4 966              | 2 466                | 1 545                | 2 526                | 1 216                | 1 052                | 313                  | 120              | 9 724            | 11 621                             | 5 496          |
| <b>Air conditioning</b>                                     | <b>7 177</b>             | <b>1 270</b>      | <b>1 732</b>       | <b>992</b>           | <b>665</b>           | <b>1 188</b>         | <b>572</b>           | <b>532</b>           | <b>169</b>           | <b>57</b>        | <b>11 478</b>    | <b>13 582</b>                      | <b>1 392</b>   |
| Central system  | 3 236                    | 636               | 715                | 441                  | 274                  | 508                  | 256                  | 267                  | 118                  | 21               | 11 514           | 13 546                             | 680            |
| <b>Vehicles available</b>                                   | <b>14 104</b>            | <b>2 110</b>      | <b>3 508</b>       | <b>2 085</b>         | <b>1 402</b>         | <b>2 348</b>         | <b>1 195</b>         | <b>1 036</b>         | <b>300</b>           | <b>120</b>       | <b>11 719</b>    | <b>13 683</b>                      | <b>2 812</b>   |
| 1   | 10 268                   | 1 756             | 3 078              | 1 644                | 962                  | 1 595                | 649                  | 440                  | 90                   | 54               | 10 456           | 12 064                             | 2 325          |
| 2 or more   | 3 836                    | 354               | 430                | 441                  | 440                  | 753                  | 546                  | 596                  | 210                  | 66               | 16 546           | 18 017                             | 487            |
| <b>House heating fuel</b>                                   | <b>19 803</b>            | <b>5 109</b>      | <b>5 152</b>       | <b>2 535</b>         | <b>1 599</b>         | <b>2 621</b>         | <b>1 265</b>         | <b>1 083</b>         | <b>319</b>           | <b>120</b>       | <b>9 644</b>     | <b>11 534</b>                      | <b>5 803</b>   |
| Utility gas   | 14 393                   | 3 648             | 3 722              | 1 869                | 1 130                | 1 826                | 1 030                | 800                  | 266                  | 102              | 9 759            | 11 815                             | 4 203          |
| Bottled, tank, or LP gas                                    | 295                      | 90                | 82                 | 33                   | 11                   | 46                   | 11                   | 22                   | —                    | —                | 8 024            | 10 442                             | 93             |
| Electricity   | 4 815                    | 1 289             | 1 281              | 590                  | 433                  | 710                  | 202                  | 248                  | 44                   | 18               | 9 381            | 10 778                             | 1 412          |
| Fuel oil, kerosene, etc.                                    | 83                       | 18                | 15                 | 11                   | 9                    | 16                   | 9                    | 5                    | —                    | —                | 11 932           | 12 072                             | 28             |
| Other   | 217                      | 64                | 52                 | 32                   | 16                   | 23                   | 13                   | 8                    | 9                    | —                | 9 185            | 10 879                             | 67             |
| <b>Median rooms</b>   | <b>3.9</b>               | <b>3.5</b>        | <b>3.7</b>         | <b>3.9</b>           | <b>4.1</b>           | <b>4.2</b>           | <b>4.3</b>           | <b>4.5</b>           | <b>4.4</b>           | <b>4.0</b>       | <b>...</b>       | <b>...</b>                         | <b>3.9</b>     |
| <b>Specified renter-occupied housing units</b>              | <b>19 356</b>            | <b>4 980</b>      | <b>5 073</b>       | <b>2 470</b>         | <b>1 585</b>         | <b>2 534</b>         | <b>1 230</b>         | <b>1 049</b>         | <b>315</b>           | <b>120</b>       | <b>9 621</b>     | <b>11 535</b>                      | <b>5 644</b>   |
| <b>CONTRACT RENT</b>  |                          |                   |                    |                      |                      |                      |                      |                      |                      |                  |                  |                                    |                |
| Less than \$100   | 2 283                    | 1 452             | 567                | 112                  | 14                   | 74                   | 43                   | 16                   | 5                    | —                | 4 207            | 5 454                              | 1 457          |
| \$100 to \$149  | 1 923                    | 703               | 656                | 249                  | 92                   | 142                  | 20                   | 45                   | 16                   | —                | 6 710            | 8 043                              | 728            |
| \$150 to \$199  | 4 847                    | 1 353             | 1 596              | 637                  | 412                  | 524                  | 169                  | 112                  | 15                   | 29               | 8 356            | 10 098                             | 1 401          |
| \$200 to \$249  | 4 777                    | 781               | 1 317              | 713                  | 512                  | 771                  | 392                  | 191                  | 87                   | 13               | 11 019           | 12 238                             | 986            |
| \$250 to \$299  | 2 813                    | 412               | 558                | 373                  | 323                  | 529                  | 303                  | 238                  | 44                   | 33               | 12 991           | 14 343                             | 665            |
| \$300 to \$349  | 1 123                    | 132               | 171                | 132                  | 139                  | 168                  | 124                  | 190                  | 27                   | 40               | 14 775           | 17 117                             | 165            |
| \$350 to \$399  | 727                      | 62                | 100                | 98                   | 30                   | 185                  | 74                   | 119                  | 59                   | —                | 17 137           | 17 772                             | 104            |
| \$400 to \$499  | 518                      | 50                | 64                 | 95                   | 39                   | 80                   | 59                   | 85                   | 41                   | 5                | 15 687           | 18 133                             | 88             |
| \$500 or more   | 103                      | —                 | 12                 | 8                    | —                    | —                    | 18                   | 44                   | 21                   | —                | 30 968           | 28 265                             | —              |
| No cash rent  | 242                      | 35                | 32                 | 53                   | 24                   | 61                   | 28                   | 9                    | —                    | —                | 12 604           | 13 003                             | 50             |
| <b>Median</b>   | <b>\$205</b>             | <b>\$160</b>      | <b>\$192</b>       | <b>\$214</b>         | <b>\$223</b>         | <b>\$227</b>         | <b>\$247</b>         | <b>\$284</b>         | <b>\$294</b>         | <b>\$278</b>     | <b>...</b>       | <b>...</b>                         | <b>\$171</b>   |
| <b>GROSS RENT</b>   |                          |                   |                    |                      |                      |                      |                      |                      |                      |                  |                  |                                    |                |
| Less than \$100   | 1 598                    | 1 113             | 324                | 91                   | 14                   | 37                   | 18                   | 1                    | —                    | —                | 3 920            | 4 742                              | 1 104          |
| \$100 to \$149  | 1 232                    | 602               | 408                | 109                  | 12                   | 60                   | 13                   | 28                   | —                    | —                | 5 146            | 6 647                              | 560            |
| \$150 to \$199  | 3 228                    | 1 028             | 1 143              | 399                  | 225                  | 277                  | 72                   | 51                   | 15                   | 18               | 7 483            | 9 586                              | 1 005          |
| \$200 to \$249  | 4 815                    | 953               | 1 426              | 755                  | 418                  | 733                  | 303                  | 130                  | 84                   | 13               | 10 094           | 11 275                             | 1 155          |
| \$250 to \$299  | 3 343                    | 580               | 764                | 468                  | 421                  | 553                  | 312                  | 218                  | 27                   | —                | 11 749           | 12 433                             | 737            |
| \$300 to \$349  | 1 903                    | 282               | 467                | 240                  | 191                  | 298                  | 138                  | 201                  | 24                   | 62               | 12 109           | 14 808                             | 442            |
| \$350 to \$399  | 1 282                    | 207               | 289                | 121                  | 131                  | 207                  | 156                  | 116                  | 49                   | 6                | 12 958           | 14 423                             | 325            |
| \$400 to \$499  | 1 104                    | 113               | 145                | 155                  | 106                  | 248                  | 113                  | 161                  | 42                   | 21               | 15 607           | 17 050                             | 145            |
| \$500 or more   | 609                      | 67                | 75                 | 79                   | 43                   | 60                   | 77                   | 134                  | 74                   | —                | 18 259           | 19 804                             | 121            |
| No cash rent  | 242                      | 35                | 32                 | 53                   | 24                   | 61                   | 28                   | 9                    | —                    | —                | 12 604           | 13 003                             | 50             |
| <b>Median</b>   | <b>\$235</b>             | <b>\$185</b>      | <b>\$218</b>       | <b>\$240</b>         | <b>\$261</b>         | <b>\$262</b>         | <b>\$287</b>         | <b>\$323</b>         | <b>\$358</b>         | <b>\$323</b>     | <b>...</b>       | <b>...</b>                         | <b>\$206</b>   |
| <b>GROSS RENT AS PERCENTAGE OF HOUSEHOLD INCOME IN 1979</b> |                          |                   |                    |                      |                      |                      |                      |                      |                      |                  |                  |                                    |                |
| Less than 15 percent  | 2 515                    | 95                | 250                | 144                  | 79                   | 507                  | 494                  | 588                  | 245                  | 113              | 21 862           | 23 425                             | 91             |
| 15 to 19 percent  | 2 601                    | 151               | 163                | 298                  | 347                  | 918                  | 421                  | 247                  | 56                   | —                | 16 590           | 16 977                             | 240            |
| 20 to 24 percent  | 2 683                    | 249               | 422                | 625                  | 509                  | 493                  | 185                  | 186                  | 14                   | —                | 12 723           | 13 578                             | 290            |
| 25 to 29 percent  | 2 031                    | 259               | 667                | 472                  | 289                  | 290                  | 35                   | 19                   | —                    | —                | 10 474           | 10 652                             | 294            |
| 30 to 34 percent  | 1 846                    | 172               | 891                | 398                  | 186                  | 154                  | 45                   | —                    | —                    | —                | 9 417            | 9 713                              | 293            |
| 35 to 49 percent  | 2 525                    | 448               | 1 463              | 373                  | 108                  | 111                  | 22                   | —                    | —                    | —                | 7 197            | 7 877                              | 536            |
|   |                          |                   |                    |                      |                      |                      |                      |                      |                      |                  |                  |                                    |                |

Table A-29. Selected Monthly Owner Costs for Mortgaged Housing Units With a Black Householder: 1980

(Data are estimates based on a sample, see Introduction. For meaning of symbols, see Introduction. For definitions of terms, see appendixes A and B)

| The State   | Total         | Less than \$200 | \$200 to \$249 | \$250 to \$299 | \$300 to \$349 | \$350 to \$399 | \$400 to \$499 | \$500 to \$599 | \$600 to \$749 | \$750 or more | Median (dollars) |
|---|---------------|-----------------|----------------|----------------|----------------|----------------|----------------|----------------|----------------|---------------|------------------|
| <b>Specified owner-occupied housing units</b> .....                           | <b>11 530</b> | <b>728</b>      | <b>1 095</b>   | <b>1 402</b>   | <b>1 128</b>   | <b>1 127</b>   | <b>2 208</b>   | <b>1 577</b>   | <b>1 457</b>   | <b>808</b>    | <b>413</b>       |
| <b>PERSONS IN UNIT</b>  |               |                 |                |                |                |                |                |                |                |               |                  |
| 1 person .....  | 1 199         | 195             | 236            | 165            | 100            | 140            | 131            | 89             | 94             | 49            | 302              |
| 2 persons .....   | 2 619         | 258             | 335            | 372            | 282            | 216            | 440            | 268            | 256            | 192           | 364              |
| 3 persons .....   | 2 619         | 138             | 215            | 312            | 236            | 237            | 517            | 440            | 324            | 200           | 432              |
| 4 persons .....   | 2 557         | 80              | 138            | 316            | 270            | 278            | 544            | 408            | 353            | 170           | 437              |
| 5 persons .....   | 1 463         | 52              | 91             | 138            | 128            | 121            | 328            | 207            | 277            | 121           | 465              |
| 6 persons .....   | 640           | 5               | 53             | 37             | 85             | 94             | 136            | 111            | 50             | 69            | 429              |
| 7 persons .....   | 304           | —               | 22             | 42             | 17             | 14             | 72             | 54             | 76             | 7             | 483              |
| 8 or more persons .....   | 129           | —               | 5              | 20             | 10             | 27             | 40             | —              | 27             | —             | 416              |
| Median .....  | 3.24          | 2.16            | 2.43           | 3.03           | 3.27           | 3.38           | 3.53           | 3.48           | 3.65           | 3.31          | ...              |
| <b>HOUSEHOLD TYPE AND AGE OF HOUSEHOLDER</b>                                  |               |                 |                |                |                |                |                |                |                |               |                  |
| <b>Married-couple families</b> .....  | <b>7 797</b>  | <b>340</b>      | <b>596</b>     | <b>849</b>     | <b>714</b>     | <b>714</b>     | <b>1 599</b>   | <b>1 185</b>   | <b>1 144</b>   | <b>656</b>    | <b>444</b>       |
| 15 to 24 years .....  | 112           | 6               | 9              | 11             | 6              | 17             | 24             | 18             | 21             | —             | 429              |
| 25 to 34 years .....  | 1 795         | 25              | 42             | 95             | 88             | 135            | 413            | 419            | 399            | 179           | 524              |
| 35 to 44 years .....  | 2 259         | 26              | 123            | 185            | 162            | 246            | 475            | 377            | 387            | 278           | 482              |
| 45 to 64 years .....  | 3 182         | 189             | 345            | 462            | 386            | 291            | 622            | 364            | 330            | 193           | 386              |
| 65 years and over .....   | 449           | 94              | 77             | 96             | 72             | 25             | 65             | 7              | 7              | 6             | 278              |
| <b>Male householder, no wife present</b> .....                                | <b>1 219</b>  | <b>141</b>      | <b>105</b>     | <b>159</b>     | <b>110</b>     | <b>109</b>     | <b>198</b>     | <b>149</b>     | <b>182</b>     | <b>66</b>     | <b>393</b>       |
| 15 to 24 years .....  | 42            | —               | —              | 13             | 9              | 2              | 11             | —              | 7              | —             | 344              |
| 25 to 34 years .....  | 370           | 19              | 7              | 10             | 43             | 36             | 66             | 60             | 110            | 19            | 507              |
| 35 to 44 years .....  | 295           | 39              | 21             | 33             | 24             | 20             | 42             | 57             | 34             | 25            | 431              |
| 45 to 64 years .....  | 417           | 64              | 47             | 86             | 27             | 45             | 73             | 32             | 31             | 12            | 321              |
| 65 years and over .....   | 95            | 19              | 30             | 17             | 7              | 6              | 6              | —              | —              | 10            | 247              |
| <b>Female householder, no husband present</b> .....                           | <b>2 514</b>  | <b>247</b>      | <b>394</b>     | <b>394</b>     | <b>304</b>     | <b>304</b>     | <b>411</b>     | <b>243</b>     | <b>131</b>     | <b>86</b>     | <b>337</b>       |
| 15 to 24 years .....  | 25            | —               | —              | 8              | —              | —              | 12             | —              | —              | 5             | 419              |
| 25 to 34 years .....  | 343           | 10              | 17             | 16             | 52             | 71             | 72             | 49             | 25             | 31            | 407              |
| 35 to 44 years .....  | 772           | 43              | 112            | 132            | 99             | 75             | 134            | 103            | 48             | 26            | 350              |
| 45 to 64 years .....  | 1 105         | 136             | 194            | 203            | 107            | 152            | 171            | 67             | 51             | 24            | 309              |
| 65 years and over .....   | 269           | 58              | 71             | 35             | 46             | 6              | 22             | 24             | 7              | —             | 258              |
| Median age .....  | 44.3          | 56.5            | 52.0           | 49.5           | 47.2           | 43.5           | 42.8           | 39.4           | 38.2           | 40.5          | ...              |
| <b>YEAR HOUSEHOLDER MOVED INTO UNIT</b>                                       |               |                 |                |                |                |                |                |                |                |               |                  |
| 1979 to March 1980 .....  | 1 685         | 42              | 21             | 48             | 66             | 91             | 273            | 378            | 497            | 269           | 580              |
| 1975 to 1978 .....  | 3 937         | 59              | 63             | 258            | 303            | 447            | 891            | 857            | 694            | 365           | 494              |
| 1970 to 1974 .....  | 2 720         | 124             | 214            | 474            | 395            | 373            | 635            | 207            | 197            | 101           | 371              |
| 1960 to 1969 .....  | 2 550         | 279             | 658            | 544            | 296            | 174            | 347            | 129            | 56             | 67            | 281              |
| 1959 or earlier .....   | 638           | 224             | 139            | 78             | 68             | 42             | 62             | 6              | 13             | 6             | 234              |
| <b>ROOMS</b>  |               |                 |                |                |                |                |                |                |                |               |                  |
| 1 to 3 rooms .....  | 198           | 20              | 59             | 42             | 25             | 6              | 26             | 14             | 6              | —             | 274              |
| 4 rooms .....   | 792           | 210             | 153            | 126            | 83             | 51             | 67             | 56             | 28             | 18            | 263              |
| 5 rooms .....   | 1 282         | 176             | 184            | 224            | 120            | 135            | 196            | 104            | 121            | 22            | 324              |
| 6 rooms .....   | 2 111         | 86              | 218            | 394            | 245            | 242            | 406            | 229            | 225            | 66            | 373              |
| 7 rooms .....   | 2 431         | 105             | 184            | 241            | 197            | 238            | 502            | 442            | 339            | 183           | 444              |
| 8 or more rooms .....   | 4 716         | 131             | 297            | 375            | 458            | 455            | 1 011          | 732            | 738            | 519           | 463              |
| Median .....  | 7.1           | 5.3             | 6.2            | 6.3            | 7.0            | 7.0            | 7.3            | 7.4            | 7.5            | 8.0           | ...              |
| <b>YEAR STRUCTURE BUILT</b>   |               |                 |                |                |                |                |                |                |                |               |                  |
| 1975 to March 1980 .....  | 1 704         | 8               | —              | 22             | 32             | 54             | 233            | 371            | 573            | 411           | 635              |
| 1970 to 1974 .....  | 2 086         | 29              | 11             | 165            | 176            | 225            | 582            | 425            | 321            | 152           | 480              |
| 1960 to 1969 .....  | 1 793         | 38              | 141            | 189            | 166            | 212            | 411            | 288            | 254            | 94            | 431              |
| 1950 to 1959 .....  | 2 521         | 163             | 432            | 453            | 275            | 237            | 473            | 246            | 172            | 70            | 339              |
| 1940 to 1949 .....  | 1 595         | 155             | 268            | 316            | 210            | 210            | 232            | 127            | 28             | 49            | 314              |
| 1939 or earlier .....   | 1 831         | 335             | 243            | 257            | 269            | 189            | 277            | 120            | 109            | 32            | 315              |
| <b>VALUE</b>  |               |                 |                |                |                |                |                |                |                |               |                  |
| Less than \$10,000 .....  | 27            | 19              | —              | 8              | —              | —              | —              | —              | —              | —             | 172              |
| \$10,000 to \$19,999 .....  | 128           | 47              | 23             | 52             | —              | 6              | —              | —              | —              | —             | 237              |
| \$20,000 to \$29,999 .....  | 470           | 136             | 112            | 77             | 58             | 43             | 38             | 6              | —              | —             | 244              |
| \$30,000 to \$39,999 .....  | 1 068         | 170             | 182            | 200            | 165            | 112            | 208            | 10             | 12             | 9             | 295              |
| \$40,000 to \$49,999 .....  | 1 952         | 152             | 317            | 368            | 281            | 244            | 310            | 181            | 68             | 31            | 325              |
| \$50,000 to \$59,999 .....  | 2 179         | 83              | 226            | 304            | 264            | 311            | 437            | 332            | 215            | 7             | 384              |
| \$60,000 to \$79,999 .....  | 3 612         | 100             | 228            | 320            | 268            | 303            | 861            | 692            | 621            | 219           | 468              |
| \$80,000 to \$99,999 .....  | 1 354         | 21              | 7              | 57             | 53             | 73             | 268            | 254            | 344            | 277           | 578              |
| \$100,000 to \$149,999 .....  | 639           | —               | —              | 16             | 39             | 35             | 79             | 102            | 163            | 205           | 645              |
| \$150,000 or more .....   | 101           | —               | —              | —              | —              | —              | 7              | —              | 34             | 60            | 750+             |
| Median .....  | \$59 700      | \$39 600        | \$47 400       | \$49 900       | \$52 100       | \$54 600       | \$61 700       | \$66 900       | \$74 700       | \$90 800      | ...              |
| <b>SELECTED MONTHLY OWNER COSTS AS PERCENTAGE OF HOUSEHOLD INCOME IN 1979</b> |               |                 |                |                |                |                |                |                |                |               |                  |
| Less than 15 percent .....  | 2 522         | 400             | 520            | 522            | 325            | 231            | 288            | 126            | 95             | 15            | 283              |
| 15 to 19 percent .....  | 1 848         | 94              | 152            | 243            | 193            | 221            | 501            | 218            | 174            | 52            | 404              |
| 20 to 24 percent .....  | 1 759         | 36              | 121            | 147            | 217            | 162            | 401            | 370            | 211            | 94            | 449              |
| 25 to 29 percent .....  | 1 426         | 46              | 62             | 145            | 75             | 113            | 306            | 216            | 318            | 145           | 489              |
| 30 to 34 percent .....  | 973           | 32              | 17             | 81             | 56             | 106            | 167            | 174            | 202            | 138           | 516              |
| 35 percent or more .....  | 2 909         | 120             | 217            | 249            | 240            | 288            | 529            | 450            | 452            | 364           | 469              |
| Not computed .....  | 93            | —               | 6              | 15             | 22             | 6              | 16             | 23             | 5              | —             | 379              |
| Median .....  | 23.8          | 14.0            | 15.8           | 18.5           | 20.8           | 23.3           | 23.8           | 26.5           | 28.9           | 33.6          | ...              |
| <b>SELECTED CHARACTERISTICS</b>   |               |                 |                |                |                |                |                |                |                |               |                  |
| <b>Heating equipment</b> .....  | <b>11 530</b> | <b>728</b>      | <b>1 095</b>   | <b>1 402</b>   | <b>1 128</b>   | <b>1 127</b>   | <b>2 208</b>   | <b>1 577</b>   | <b>1 457</b>   | <b>808</b>    | <b>413</b>       |
| Steam or hot water system .....   | 648           | 41              | 66             | 76             | 51             | 36             | 132            | 85             | 90             | 71            | 439              |
| Central warm-air furnace or electric heat pump .....                          | 10 237        | 585             | 956            | 1 239          | 1 021          | 1 039          | 1 984          | 1 439          | 1 293          | 681           | 414              |
| Other built-in electric units .....   | 175           | 11              | 5              | 12             | 3              | 9              | 59             | 15             | 26             | 35            | 481              |
| Floor, wall, or pipeless furnace .....  | 177           | 14              | 38             | 43             | 41             | 6              | —              | 7              | 21             | 7             | 292              |
| Other means .....   | 293           | 77              | 30             | 32             | 12             | 37             | 33             | 31             | 27             | 14            | 331              |
| <b>Air conditioning</b> .....   | <b>2 467</b>  | <b>132</b>      | <b>173</b>     | <b>162</b>     | <b>184</b>     | <b>244</b>     | <b>441</b>     | <b>409</b>     | <b>501</b>     | <b>221</b>    | <b>478</b>       |
| Central system .....  | 1 607         | 45              | 71             | 90             | 74             | 123            | 334            | 309            | 373            | 188           | 522              |
| 1 or more individual room units .....   | 860           | 87              | 102            | 72             | 110            | 121            | 107            | 100            | 128            | 33            | 374              |
| <b>House heating fuel</b> .....   | <b>11 530</b> | <b>728</b>      | <b>1 095</b>   | <b>1 402</b>   | <b>1 128</b>   | <b>1 127</b>   | <b>2 208</b>   | <b>1 577</b>   | <b>1 457</b>   | <b>808</b>    | <b>413</b>       |
| Utility gas .....   | 10 246        | 676             | 1 001          | 1 290          | 1 039          | 1 036          | 1 886          | 1 409          | 1 219          | 690           | 404              |
| Bottled, tank, or LP gas .....  | 70            | —               | 6              | —              | 6              | 6              | 24             | 6              | 8              | 14            | 483              |
| Electricity .....   | 1 161         | 43              | 88             | 107            | 77             | 85             | 291            | 154            | 216            | 100           | 468              |
| Fuel oil, kerosene, etc. .....  | 9             | —               | —              | —              | 6              | —              | —              | —              | 3              | —             | 338              |
| Other .....   | 44            | 9               | —              | 5              | —              | —              | 7              | 8              | 11             | 4             | 513              |

Table A—30. Selected Monthly Owner Costs for Not Mortgaged Housing Units With a Black Householder: 1980

[Data are estimates based on a sample, see Introduction. For meaning of symbols, see Introduction. For definitions of terms, see appendixes A and B]

| The State   | Total        | Less than \$50 | \$50 to \$74 | \$75 to \$99 | \$100 to \$124 | \$125 to \$149 | \$150 to \$199 | \$200 to \$249 | \$250 or more | Median (dollars) |
|---|--------------|----------------|--------------|--------------|----------------|----------------|----------------|----------------|---------------|------------------|
| <b>Specified owner-occupied housing units</b> -----                           | <b>1 724</b> | <b>10</b>      | <b>36</b>    | <b>194</b>   | <b>310</b>     | <b>449</b>     | <b>439</b>     | <b>195</b>     | <b>91</b>     | <b>142</b>       |
| <b>PERSONS IN UNIT</b>  |              |                |              |              |                |                |                |                |               |                  |
| 1 person -----  | 477          | 7              | 12           | 87           | 129            | 126            | 87             | 29             | —             | 126              |
| 2 persons -----   | 648          | —              | 12           | 79           | 124            | 181            | 166            | 64             | 22            | 140              |
| 3 persons -----   | 274          | 3              | —            | 18           | 45             | 69             | 82             | 45             | 12            | 151              |
| 4 persons -----   | 192          | —              | 4            | 4            | 12             | 27             | 47             | 49             | 49            | 202              |
| 5 persons -----   | 57           | —              | 8            | —            | —              | 24             | 9              | 8              | —             | 146              |
| 6 persons -----   | 38           | —              | —            | —            | —              | 15             | 23             | —              | —             | 159              |
| 7 persons -----   | 38           | —              | —            | 6            | —              | 7              | 25             | —              | —             | 162              |
| 8 or more persons -----   | —            | —              | —            | —            | —              | —              | —              | —              | —             | —                |
| Median -----  | 2.09         | 1.21           | 2.00         | 1.63         | 1.71           | 2.04           | 2.30           | 2.60           | 3.73          | ...              |
| <b>HOUSEHOLD TYPE AND AGE OF HOUSEHOLDER</b>                                  |              |                |              |              |                |                |                |                |               |                  |
| <b>Married-couple families</b> -----  | <b>829</b>   | <b>3</b>       | <b>20</b>    | <b>61</b>    | <b>100</b>     | <b>252</b>     | <b>248</b>     | <b>107</b>     | <b>38</b>     | <b>148</b>       |
| 15 to 24 years -----  | 8            | —              | —            | 3            | —              | 5              | —              | —              | —             | 130              |
| 25 to 34 years -----  | 37           | 3              | —            | 6            | 2              | —              | 5              | 13             | 8             | 210              |
| 35 to 44 years -----  | 127          | —              | —            | —            | 19             | 45             | 56             | 7              | —             | 150              |
| 45 to 64 years -----  | 313          | —              | 8            | 28           | 30             | 106            | 73             | 59             | 9             | 146              |
| 65 years and over -----   | 344          | —              | 12           | 24           | 49             | 96             | 114            | 28             | 21            | 148              |
| <b>Male householder, no wife present</b> -----                                | <b>181</b>   | <b>—</b>       | <b>12</b>    | <b>24</b>    | <b>49</b>      | <b>34</b>      | <b>24</b>      | <b>22</b>      | <b>16</b>     | <b>129</b>       |
| 15 to 24 years -----  | —            | —              | —            | —            | —              | —              | —              | —              | —             | —                |
| 25 to 34 years -----  | 19           | —              | 5            | —            | 7              | 7              | —              | —              | —             | 116              |
| 35 to 44 years -----  | 34           | —              | —            | 7            | —              | —              | —              | 11             | 16            | 245              |
| 45 to 64 years -----  | 43           | —              | —            | 10           | 16             | 9              | 6              | 2              | —             | 118              |
| 65 years and over -----   | 85           | —              | 7            | 7            | 26             | 18             | 18             | 9              | —             | 128              |
| <b>Female householder, no husband present</b> -----                           | <b>714</b>   | <b>7</b>       | <b>4</b>     | <b>109</b>   | <b>161</b>     | <b>163</b>     | <b>167</b>     | <b>66</b>      | <b>37</b>     | <b>137</b>       |
| 15 to 24 years -----  | 20           | —              | —            | 15           | —              | —              | 5              | —              | —             | 92               |
| 25 to 34 years -----  | 27           | —              | —            | —            | 5              | 16             | —              | 6              | —             | 138              |
| 35 to 44 years -----  | 81           | —              | —            | —            | 12             | 5              | 24             | 20             | 20            | 199              |
| 45 to 64 years -----  | 218          | 7              | —            | 33           | 24             | 43             | 91             | 11             | 9             | 151              |
| 65 years and over -----   | 368          | —              | 4            | 61           | 120            | 99             | 47             | 29             | 8             | 125              |
| Median age -----  | 62.6         | 61.4           | 68.6         | 64.3         | 68.3           | 62.6           | 58.9           | 53.5           | 45.8          | ...              |
| <b>YEAR HOUSEHOLDER MOVED INTO UNIT</b>                                       |              |                |              |              |                |                |                |                |               |                  |
| 1979 to March 1980 -----  | 71           | —              | —            | 25           | 10             | 13             | 6              | 17             | —             | 126              |
| 1975 to 1978 -----  | 164          | 3              | 7            | 45           | 25             | 55             | 20             | —              | 9             | 126              |
| 1970 to 1974 -----  | 213          | —              | —            | 13           | 33             | 43             | 56             | 16             | 52            | 166              |
| 1960 to 1969 -----  | 475          | —              | 5            | 29           | 87             | 136            | 146            | 50             | 22            | 146              |
| 1959 or earlier -----   | 801          | 7              | 24           | 82           | 155            | 202            | 211            | 112            | 8             | 141              |
| <b>ROOMS</b>  |              |                |              |              |                |                |                |                |               |                  |
| 1 to 3 rooms -----  | 37           | 3              | —            | 7            | 9              | 5              | 5              | —              | 8             | 124              |
| 4 rooms -----   | 197          | 7              | 7            | 65           | 35             | 40             | 24             | 19             | —             | 114              |
| 5 rooms -----   | 418          | —              | 19           | 78           | 110            | 103            | 77             | 23             | 8             | 125              |
| 6 rooms -----   | 307          | —              | —            | 18           | 77             | 116            | 54             | 30             | 12            | 138              |
| 7 rooms -----   | 356          | —              | 10           | 20           | 43             | 90             | 99             | 62             | 32            | 158              |
| 8 or more rooms -----   | 409          | —              | —            | 6            | 36             | 95             | 180            | 61             | 31            | 169              |
| Median -----  | 6.2          | 3.8            | 5.1          | 4.8          | 5.5            | 6.2            | 7.1            | 6.9            | 7.0           | ...              |
| <b>YEAR STRUCTURE BUILT</b>   |              |                |              |              |                |                |                |                |               |                  |
| 1975 to March 1980 -----  | 13           | —              | —            | 3            | 2              | 8              | —              | —              | —             | 130              |
| 1970 to 1974 -----  | 52           | —              | —            | 17           | —              | 5              | 12             | 8              | 10            | 167              |
| 1960 to 1969 -----  | 104          | —              | —            | 13           | 28             | 6              | 26             | 22             | 9             | 160              |
| 1950 to 1959 -----  | 274          | —              | —            | 28           | 29             | 90             | 85             | 35             | 7             | 147              |
| 1940 to 1949 -----  | 370          | —              | 5            | 26           | 84             | 67             | 87             | 69             | 32            | 152              |
| 1939 or earlier -----   | 911          | 10             | 31           | 107          | 167            | 273            | 229            | 61             | 33            | 138              |
| <b>VALUE</b>  |              |                |              |              |                |                |                |                |               |                  |
| Less than \$10,000 -----  | 38           | 3              | —            | 11           | 18             | —              | 6              | —              | —             | 107              |
| \$10,000 to \$19,999 -----  | 190          | —              | —            | 65           | 38             | 51             | 8              | 20             | 8             | 120              |
| \$20,000 to \$29,999 -----  | 244          | 7              | 36           | 33           | 62             | 40             | 42             | —              | 24            | 119              |
| \$30,000 to \$39,999 -----  | 276          | —              | —            | 25           | 29             | 87             | 94             | 41             | —             | 149              |
| \$40,000 to \$49,999 -----  | 348          | —              | —            | 40           | 75             | 114            | 76             | 35             | 8             | 138              |
| \$50,000 to \$59,999 -----  | 247          | —              | —            | 13           | 55             | 82             | 74             | 23             | —             | 142              |
| \$60,000 to \$79,999 -----  | 273          | —              | —            | —            | 19             | 57             | 117            | 60             | 20            | 176              |
| \$80,000 to \$99,999 -----  | 55           | —              | —            | —            | 14             | 10             | 16             | 8              | 7             | 161              |
| \$100,000 to \$149,999 -----  | 23           | —              | —            | —            | —              | —              | —              | 8              | 15            | 250+             |
| \$150,000 or more -----   | 30           | —              | —            | 7            | —              | 8              | 6              | —              | 9             | 150              |
| Median -----  | \$43 700     | \$23 200       | \$21 900     | \$27 300     | \$41 300       | \$46 000       | \$49 100       | \$50 300       | \$67 500      | ...              |
| <b>SELECTED MONTHLY OWNER COSTS AS PERCENTAGE OF HOUSEHOLD INCOME IN 1979</b> |              |                |              |              |                |                |                |                |               |                  |
| Less than 10 percent -----  | 478          | 3              | 20           | 65           | 77             | 138            | 125            | 41             | 9             | 138              |
| 10 to 14 percent -----  | 267          | —              | 4            | 23           | 32             | 74             | 106            | 28             | —             | 150              |
| 15 to 19 percent -----  | 199          | —              | —            | 16           | 30             | 69             | 49             | 28             | 7             | 144              |
| 20 to 24 percent -----  | 140          | —              | 12           | 23           | 16             | 25             | 32             | 26             | 6             | 144              |
| 25 to 29 percent -----  | 103          | —              | —            | 12           | 35             | 19             | 18             | 11             | 8             | 131              |
| 30 to 34 percent -----  | 144          | —              | —            | 24           | 42             | 31             | 26             | 12             | 9             | 130              |
| 35 percent or more -----  | 375          | —              | —            | 31           | 67             | 93             | 83             | 49             | 52            | 149              |
| Not computed -----  | 18           | —              | —            | —            | —              | —              | —              | —              | —             | 105              |
| Median -----  | 17.7         | 10—            | 10—          | 17.8         | 23.3           | 15.9           | 14.5           | 20.1           | 39.1          | ...              |
| <b>SELECTED CHARACTERISTICS</b>   |              |                |              |              |                |                |                |                |               |                  |
| <b>Heating equipment</b> -----  | <b>1 724</b> | <b>10</b>      | <b>36</b>    | <b>194</b>   | <b>310</b>     | <b>449</b>     | <b>439</b>     | <b>195</b>     | <b>91</b>     | <b>142</b>       |
| Steam or hot water system -----   | 195          | —              | —            | 19           | 27             | 40             | 59             | 26             | 24            | 160              |
| Central warm-air furnace or electric heat pump -----                          | 1 272        | —              | 21           | 122          | 221            | 346            | 355            | 148            | 59            | 145              |
| Other built-in electric units -----   | 15           | —              | —            | —            | 2              | —              | —              | 13             | —             | 221              |
| Floor, wall, or pipeless furnace -----  | 79           | —              | 8            | 31           | 20             | 14             | 6              | —              | —             | 101              |
| Other means -----   | 163          | 10             | 7            | 22           | 40             | 49             | 19             | 8              | 8             | 126              |
| <b>Air conditioning</b> -----   | <b>299</b>   | <b>—</b>       | <b>8</b>     | <b>35</b>    | <b>45</b>      | <b>65</b>      | <b>65</b>      | <b>45</b>      | <b>36</b>     | <b>149</b>       |
| Central system -----  | 113          | —              | —            | —            | 6              | 14             | 21             | 36             | 36            | 222              |
| 1 or more individual room units -----   | 186          | —              | 8            | 35           | 39             | 51             | 44             | 9              | —             | 130              |
| <b>House heating fuel</b> -----   | <b>1 724</b> | <b>10</b>      | <b>36</b>    | <b>194</b>   | <b>310</b>     | <b>449</b>     | <b>439</b>     | <b>195</b>     | <b>91</b>     | <b>142</b>       |
| Utility gas -----   | 1 571        | —              | 36           | 187          | 285            | 427            | 400            | 174            | 62            | 141              |
| Bottled, tank, or LP gas -----  | 26           | —              | —            | 7            | 3              | —              | 16             | —              | —             | 159              |
| Electricity -----   | 115          | —              | —            | —            | 22             | 22             | 23             | 19             | 29            | 179              |
| Fuel oil, kerosene, etc. -----  | —            | —              | —            | —            | —              | —              | —              | —              | —             | —                |
| Other -----   | 12           | 10             | —            | —            | —              | —              | —              | 2              | —             | 50—              |

Table A—31. Year Structure Built for Owner- and Renter-Occupied Housing Units With a Black Householder: 1980

(Data are estimates based on a sample, see Introduction. For meaning of symbols, see Introduction. For definitions of terms, see appendixes A and B)

| The State                                      | Owner-occupied housing units |                    |              |              |              |                 | Renter-occupied housing units |                    |              |              |              |                 |
|--|------------------------------|--------------------|--------------|--------------|--------------|-----------------|-------------------------------|--------------------|--------------|--------------|--------------|-----------------|
|  | Total                        | 1975 to March 1980 | 1970 to 1974 | 1960 to 1969 | 1940 to 1959 | 1939 or earlier | Total                         | 1975 to March 1980 | 1970 to 1974 | 1960 to 1969 | 1940 to 1959 | 1939 or earlier |
| Occupied housing units                         | 15 025                       | 1 968              | 2 566        | 2 187        | 5 284        | 3 020           | 19 831                        | 1 873              | 4 216        | 4 975        | 5 789        | 2 978           |
| <b>HOUSEHOLD TYPE AND AGE OF HOUSEHOLDER</b>   |                              |                    |              |              |              |                 |                               |                    |              |              |              |                 |
| Married-couple families                        | 9 633                        | 1 588              | 1 880        | 1 475        | 3 237        | 1 453           | 5 624                         | 667                | 1 423        | 1 453        | 1 521        | 560             |
| 15 to 24 years                                 | 150                          | 26                 | 25           | 26           | 65           | 8               | 1 463                         | 187                | 481          | 400          | 339          | 56              |
| 25 to 34 years                                 | 2 044                        | 594                | 441          | 302          | 550          | 157             | 2 419                         | 270                | 619          | 685          | 589          | 256             |
| 35 to 44 years                                 | 2 650                        | 590                | 664          | 363          | 820          | 213             | 1 028                         | 155                | 208          | 243          | 326          | 96              |
| 45 to 64 years                                 | 3 915                        | 358                | 733          | 718          | 1 450        | 656             | 521                           | 32                 | 90           | 102          | 205          | 92              |
| 65 years and over                              | 874                          | 20                 | 17           | 66           | 352          | 419             | 193                           | 23                 | 25           | 23           | 62           | 60              |
| Male householder, no wife present              | 1 717                        | 169                | 261          | 218          | 647          | 422             | 5 722                         | 400                | 1 200        | 1 564        | 1 487        | 1 071           |
| 15 to 24 years                                 | 73                           | 8                  | 19           | —            | 18           | 28              | 1 285                         | 102                | 286          | 431          | 278          | 188             |
| 25 to 34 years                                 | 482                          | 79                 | 101          | 76           | 137          | 89              | 2 302                         | 182                | 567          | 566          | 599          | 388             |
| 35 to 44 years                                 | 393                          | 46                 | 67           | 64           | 142          | 74              | 927                           | 25                 | 168          | 293          | 256          | 185             |
| 45 to 64 years                                 | 538                          | 36                 | 58           | 69           | 259          | 116             | 1 025                         | 79                 | 163          | 247          | 295          | 241             |
| 65 years and over                              | 231                          | —                  | 16           | 9            | 91           | 115             | 183                           | 12                 | 16           | 27           | 59           | 69              |
| Female householder, no husband present         | 3 675                        | 211                | 425          | 494          | 1 400        | 1 145           | 8 485                         | 806                | 1 593        | 1 958        | 2 781        | 1 347           |
| 15 to 24 years                                 | 73                           | 19                 | 14           | 7            | 13           | 20              | 1 842                         | 177                | 304          | 571          | 588          | 202             |
| 25 to 34 years                                 | 445                          | 49                 | 114          | 41           | 152          | 89              | 2 846                         | 289                | 573          | 725          | 916          | 343             |
| 35 to 44 years                                 | 962                          | 72                 | 139          | 233          | 345          | 173             | 1 350                         | 124                | 327          | 269          | 430          | 200             |
| 45 to 64 years                                 | 1 470                        | 65                 | 158          | 179          | 662          | 406             | 1 499                         | 70                 | 200          | 267          | 568          | 394             |
| 65 years and over                              | 725                          | 6                  | —            | 34           | 228          | 457             | 948                           | 146                | 189          | 126          | 279          | 208             |
| Median age                                     | 45.6                         | 37.8               | 41.4         | 44.7         | 47.9         | 56.0            | 31.1                          | 29.7               | 29.9         | 29.4         | 32.5         | 36.2            |
| <b>YEAR HOUSEHOLDER MOVED INTO UNIT</b>        |                              |                    |              |              |              |                 |                               |                    |              |              |              |                 |
| 1979 to March 1980                             | 2 141                        | 796                | 372          | 312          | 472          | 189             | 11 825                        | 1 299              | 2 730        | 3 237        | 3 066        | 1 493           |
| 1975 to 1978                                   | 4 648                        | 1 172              | 1 131        | 734          | 1 060        | 551             | 5 882                         | 574                | 1 268        | 1 426        | 1 734        | 880             |
| 1970 to 1974                                   | 3 276                        | —                  | 1 063        | 583          | 1 188        | 442             | 1 233                         | —                  | 218          | 196          | 570          | 249             |
| 1960 to 1969                                   | 3 330                        | —                  | —            | 558          | 1 901        | 871             | 630                           | —                  | —            | 116          | 264          | 250             |
| 1959 or earlier                                | 1 630                        | —                  | —            | —            | 663          | 967             | 261                           | —                  | —            | —            | 155          | 106             |
| <b>ROOMS</b>                                   |                              |                    |              |              |              |                 |                               |                    |              |              |              |                 |
| 1 room   | 3                            | —                  | —            | —            | —            | 3               | 882                           | 67                 | 201          | 127          | 252          | 235             |
| 2 rooms  | 66                           | 12                 | 23           | 6            | 6            | 19              | 1 898                         | 186                | 406          | 558          | 403          | 345             |
| 3 rooms  | 313                          | 21                 | 57           | 35           | 129          | 71              | 5 070                         | 368                | 1 181        | 1 538        | 1 190        | 793             |
| 4 rooms  | 1 233                        | 64                 | 106          | 119          | 654          | 290             | 5 478                         | 507                | 1 097        | 1 374        | 1 895        | 605             |
| 5 rooms  | 2 007                        | 144                | 261          | 200          | 758          | 644             | 3 259                         | 354                | 703          | 665          | 1 084        | 453             |
| 6 rooms  | 2 711                        | 234                | 452          | 337          | 1 075        | 613             | 1 611                         | 203                | 299          | 298          | 491          | 320             |
| 7 or more rooms                                | 8 692                        | 1 493              | 1 667        | 1 490        | 2 662        | 1 380           | 1 633                         | 188                | 329          | 415          | 474          | 227             |
| Median   | 6.9                          | 7.4                | 7.1          | 7.4          | 6.5          | 6.3             | 3.9                           | 4.1                | 3.8          | 3.7          | 4.1          | 3.7             |
| <b>PLUMBING FACILITIES BY PERSONS PER ROOM</b> |                              |                    |              |              |              |                 |                               |                    |              |              |              |                 |
| Complete plumbing for exclusive use            | 14 988                       | 1 968              | 2 555        | 2 174        | 5 282        | 3 009           | 19 464                        | 1 840              | 4 164        | 4 940        | 5 737        | 2 783           |
| 0.50 or less                                   | 9 963                        | 1 293              | 1 539        | 1 337        | 3 509        | 2 285           | 9 941                         | 943                | 1 909        | 2 555        | 2 910        | 1 624           |
| 0.51 to 1.00                                   | 4 631                        | 633                | 940          | 790          | 1 573        | 695             | 8 276                         | 784                | 2 004        | 2 122        | 2 415        | 951             |
| 1.01 to 1.50                                   | 351                          | 34                 | 76           | 47           | 165          | 29              | 873                           | 54                 | 174          | 186          | 303          | 156             |
| 1.51 or more                                   | 43                           | 8                  | —            | —            | 35           | —               | 374                           | 59                 | 77           | 77           | 109          | 52              |
| Lacking complete plumbing for exclusive use    | 37                           | —                  | 11           | 13           | 2            | 11              | 367                           | 33                 | 52           | 35           | 52           | 195             |
| 0.50 or less                                   | 34                           | —                  | 11           | 13           | 2            | 8               | 147                           | 27                 | 30           | 14           | 3            | 73              |
| 0.51 to 1.00                                   | —                            | —                  | —            | —            | —            | —               | 174                           | 6                  | 16           | 21           | 30           | 101             |
| 1.01 to 1.50                                   | 3                            | —                  | —            | —            | —            | 3               | 25                            | —                  | 6            | —            | 19           | —               |
| 1.51 or more                                   | —                            | —                  | —            | —            | —            | —               | 21                            | —                  | —            | —            | —            | 21              |
| <b>PERSONS IN UNIT</b>                         |                              |                    |              |              |              |                 |                               |                    |              |              |              |                 |
| 1 person                                       | 2 007                        | 131                | 170          | 204          | 814          | 688             | 6 985                         | 555                | 1 357        | 1 893        | 1 802        | 1 378           |
| 2 persons                                      | 3 755                        | 325                | 548          | 530          | 1 393        | 959             | 5 062                         | 560                | 1 171        | 1 165        | 1 506        | 660             |
| 3 persons                                      | 3 203                        | 511                | 597          | 382          | 1 145        | 568             | 3 264                         | 272                | 705          | 869          | 1 040        | 378             |
| 4 persons                                      | 3 040                        | 551                | 569          | 575          | 937          | 408             | 2 322                         | 231                | 533          | 557          | 739          | 262             |
| 5 persons                                      | 1 718                        | 295                | 399          | 281          | 519          | 224             | 1 262                         | 155                | 283          | 289          | 407          | 128             |
| 6 or more persons                              | 1 302                        | 155                | 283          | 215          | 476          | 173             | 936                           | 100                | 167          | 202          | 295          | 172             |
| Median   | 3.05                         | 3.53               | 3.45         | 3.44         | 2.88         | 2.36            | 2.08                          | 2.18               | 2.14         | 2.01         | 2.23         | 1.67            |
| Total persons                                  | 50 059                       | 7 160              | 9 406        | 7 786        | 17 123       | 8 584           | 47 613                        | 4 663              | 9 987        | 11 747       | 14 882       | 6 334           |
| <b>UNITS IN STRUCTURE</b>                      |                              |                    |              |              |              |                 |                               |                    |              |              |              |                 |
| 1, detached or attached                        | 14 051                       | 1 826              | 2 311        | 2 023        | 5 031        | 2 860           | 5 654                         | 418                | 647          | 1 062        | 2 263        | 1 264           |
| 274  | 18                           | 21                 | 23           | 147          | 65           | 1 100           | 46                            | 87                 | 243          | 466          | 258          |                 |
| 3 and 4  | 201                          | 39                 | 29           | 31           | 47           | 55              | 1 904                         | 105                | 327          | 479          | 710          | 283             |
| 5 to 9   | 86                           | 5                  | 30           | 24           | 17           | 10              | 1 749                         | 176                | 351          | 369          | 576          | 277             |
| 10 to 49                                       | 202                          | 44                 | 57           | 44           | 27           | 30              | 6 833                         | 674                | 1 736        | 2 116        | 1 509        | 798             |
| 50 or more                                     | 65                           | —                  | 40           | 20           | 5            | —               | 2 489                         | 439                | 1 039        | 658          | 259          | 94              |
| Mobile home or trailer, etc.                   | 146                          | 36                 | 78           | 22           | 10           | —               | 102                           | 15                 | 29           | 48           | 6            | 4               |
| <b>SELECTED CHARACTERISTICS</b>                |                              |                    |              |              |              |                 |                               |                    |              |              |              |                 |
| Heating equipment                              | 15 025                       | 1 968              | 2 566        | 2 187        | 5 284        | 3 020           | 19 803                        | 1 873              | 4 216        | 4 947        | 5 789        | 2 978           |
| Steam or hot water system                      | 1 018                        | 40                 | 78           | 135          | 290          | 475             | 5 048                         | 368                | 1 137        | 1 349        | 1 122        | 1 072           |
| Central warm-air furnace or electric heat pump | 12 895                       | 1 751              | 2 385        | 1 958        | 4 645        | 2 156           | 11 799                        | 1 244              | 2 551        | 2 844        | 3 809        | 1 351           |
| Other built-in electric units                  | 260                          | 122                | 36           | 10           | 66           | 26              | 1 559                         | 206                | 394          | 561          | 323          | 75              |
| Floor, wall, or pipeless furnace               | 284                          | 6                  | 15           | 28           | 127          | 108             | 607                           | 27                 | 87           | 107          | 230          | 156             |
| Other means                                    | 568                          | 49                 | 52           | 56           | 156          | 255             | 790                           | 28                 | 47           | 86           | 305          | 324             |
| Air conditioning                               | 3 223                        | 401                | 849          | 743          | 869          | 361             | 7 177                         | 921                | 2 631        | 2 392        | 1 011        | 222             |
| Central system                                 | 2 032                        | 345                | 656          | 596          | 340          | 95              | 3 236                         | 491                | 1 221        | 1 034        | 436          | 54              |
| 1 or more individual room units                | 1 191                        | 56                 | 193          | 147          | 529          | 266             | 3 941                         | 430                | 1 410        | 1 358        | 575          | 168             |
| House heating fuel                             | 15 025                       | 1 968              | 2 566        | 2 187        | 5 284        | 3 020           | 19 803                        | 1 873              | 4 216        | 4 947        | 5 789        | 2 978           |
| Utility gas                                    | 13 274                       | 1 533              | 2 135        | 2 002        | 4 806        | 2 798           | 14 393                        | 1 074              | 2 754        | 3 301        | 4 580        | 2 684           |
| Bottled, tank, or LP gas                       | 127                          | 13                 | 22           | 6            | 61           | 25              | 295                           | 23                 | 70           | 92           | 58           | 52              |
| Electricity                                    | 1 532                        | 405                | 387          | 168          | 404          | 168             | 4 815                         | 753                | 1 342        | 1 502        | 1 025        | 193             |
| Fuel oil, kerosene, etc.                       | 9                            | —                  | —            | —            | —            | 9               | 83                            | 8                  | 16           | 16           | 19           | 24              |
| Other  | 83                           | 17                 | 22           | 11           | 13           | 20              | 217                           | 15                 | 34           | 36           | 107          | 25              |
| Income in 1979 below poverty level             | 1 444                        | 62                 | 167          | 201          | 528          | 486             | 5 825                         | 529                | 922          | 1 284        | 1 931        | 1 159           |
| Percent below poverty level                    | 9.6                          | 3.2                | 6.5          | 9.2          | 10.0         | 16.1            | 29.4                          | 28.2               | 21.9         | 25.8         | 33.4         | 38.9            |
| <b>HOUSEHOLD INCOME IN 1979</b>                |                              |                    |              |              |              |                 |                               |                    |              |              |              |                 |
| Less than \$5,000                              | 1 268                        | 21                 | 114          | 155          | 412          | 566             | 5 131                         | 480                | 826          | 1 081        | 1 580        | 1 164           |
| \$5,000 to \$9,999                             | 1 673                        | 101                | 146          | 202          | 631          | 593             | 5 152                         | 455                | 991          | 1 244        | 1 687        | 775             |
| \$10,000 to \$12,499                           | 1 023                        | 82                 | 158          | 128          | 412          | 243             | 2 535                         | 214                | 504          | 730          | 689          | 398             |
| \$12,500 to \$14,999                           | 1 042                        | 102                | 166          | 194          | 391          | 189             | 1 605                         | 99                 | 430          | 452          | 429          | 195             |
| \$15,000 to \$19,999                           | 2 143                        | 192                | 330          | 264          | 902          | 455             | 2 621                         | 264                | 664          | 698          | 745          | 250             |
| \$20,000 to \$24,999                           | 2 269                        | 338                | 421          | 336          | 811          | 363             | 1 265                         | 145                | 342          | 376          | 306          | 96              |
| \$25,000 to \$34,999                           | 3 163                        | 587                | 736          | 511          | 1 001        | 328             | 1 083                         | 156                | 330          | 272          | 248          | 77              |
| \$35,000 to \$49,999                           | 1 863                        | 408                | 380          | 260          | 596          | 219             | 319                           | 56                 | 100          | 76           | 72           | 15              |
| \$50,000 or more                               | 581                          | 137                | 115          | 137          | 128          | 64              | 120                           | 4                  | 29           | 46           | 33           | 8               |
| Median   | \$20 667                     | \$27 515           | \$23 917     | \$21 643     | \$19 446     | \$13 929        | \$9 636                       | \$10 018           | \$11 443     | \$10 557     | \$8 827      | \$7 026         |
| Mean   | \$22 467                     | \$29 512           | \$25 183     | \$24 203     | \$21 186     | \$16 555        | \$11 522                      | \$12 396           | \$13 032     | \$12 826     | \$10 607     | \$8 431         |

Table A—32. Units in Structure for Owner- and Renter-Occupied Housing Units With a Black Householder: 1980

[Data are estimates based on a sample, see Introduction. For meaning of symbols, see Introduction. For definitions of terms, see appendixes A and B.]

| The State  | Owner-occupied housing units |                              |                 |                              | Renter-occupied housing units |                              |          |               |              |                |                  |                              |
|--|------------------------------|------------------------------|-----------------|------------------------------|-------------------------------|------------------------------|----------|---------------|--------------|----------------|------------------|------------------------------|
|  | Total                        | 1 unit, detached or attached | 2 or more units | Mobile home or trailer, etc. | Total                         | 1 unit, detached or attached | 2 units  | 3 and 4 units | 5 to 9 units | 10 to 49 units | 50 or more units | Mobile home or trailer, etc. |
| Occupied housing units                             | 15 025                       | 14 051                       | 828             | 146                          | 19 831                        | 5 654                        | 1 100    | 1 904         | 1 749        | 6 633          | 2 489            | 102                          |
| Condominium housing units                          | 237                          | 97                           | 140             | —                            | 360                           | 81                           | —        | 59            | 14           | 139            | 67               | —                            |
| <b>HOUSEHOLD TYPE AND AGE OF HOUSEHOLDER</b>       |                              |                              |                 |                              |                               |                              |          |               |              |                |                  |                              |
| <b>Married-couple families</b>                     | 9 633                        | 9 191                        | 371             | 71                           | 5 624                         | 2 086                        | 287      | 642           | 435          | 1 612          | 543              | 19                           |
| 15 to 24 years                                     | 150                          | 125                          | 17              | 8                            | 1 463                         | 271                          | 30       | 165           | 85           | 669            | 233              | 10                           |
| 25 to 34 years                                     | 2 044                        | 1 939                        | 71              | 34                           | 2 419                         | 933                          | 147      | 340           | 197          | 584            | 214              | 4                            |
| 35 to 44 years                                     | 2 650                        | 2 549                        | 93              | 8                            | 1 028                         | 532                          | 64       | 74            | 82           | 222            | 49               | 5                            |
| 45 to 64 years                                     | 3 915                        | 3 744                        | 155             | 16                           | 521                           | 289                          | 29       | 53            | 51           | 83             | 16               | —                            |
| 65 years and over                                  | 874                          | 834                          | 35              | 5                            | 193                           | 61                           | 17       | 10            | 20           | 54             | 31               | —                            |
| <b>Male householder, no wife present</b>           | 1 717                        | 1 471                        | 216             | 30                           | 5 722                         | 1 011                        | 225      | 396           | 482          | 2 638          | 929              | 41                           |
| 15 to 24 years                                     | 73                           | 46                           | 15              | 12                           | 1 285                         | 153                          | 22       | 89            | 100          | 695            | 207              | 19                           |
| 25 to 34 years                                     | 482                          | 410                          | 70              | 2                            | 2 302                         | 358                          | 138      | 174           | 179          | 1 094          | 342              | 17                           |
| 35 to 44 years                                     | 393                          | 340                          | 43              | 10                           | 927                           | 217                          | 27       | 39            | 85           | 419            | 135              | 5                            |
| 45 to 64 years                                     | 538                          | 478                          | 60              | —                            | 1 025                         | 224                          | 19       | 81            | 105          | 385            | 211              | —                            |
| 65 years and over                                  | 231                          | 197                          | 28              | 6                            | 183                           | 59                           | 19       | 13            | 13           | 45             | 34               | —                            |
| <b>Female householder, no husband present</b>      | 3 675                        | 3 389                        | 241             | 45                           | 8 485                         | 2 557                        | 588      | 866           | 832          | 2 583          | 1 017            | 42                           |
| 15 to 24 years                                     | 73                           | 56                           | 14              | 3                            | 1 842                         | 363                          | 111      | 176           | 180          | 767            | 223              | 22                           |
| 25 to 34 years                                     | 445                          | 398                          | 33              | 14                           | 2 846                         | 891                          | 155      | 299           | 345          | 885            | 271              | —                            |
| 35 to 44 years                                     | 962                          | 896                          | 54              | 12                           | 1 350                         | 553                          | 82       | 144           | 109          | 363            | 92               | 7                            |
| 45 to 64 years                                     | 1 470                        | 1 379                        | 75              | 16                           | 1 499                         | 555                          | 189      | 157           | 102          | 328            | 155              | 13                           |
| 65 years and over                                  | 725                          | 660                          | 65              | —                            | 948                           | 195                          | 51       | 90            | 96           | 240            | 276              | —                            |
| Median age   | 45.6                         | 45.7                         | 45.2            | 35.0                         | 31.1                          | 34.2                         | 33.7     | 29.8          | 31.3         | 28.9           | 30.7             | 25.0                         |
| <b>YEAR HOUSEHOLDER MOVED INTO UNIT</b>            |                              |                              |                 |                              |                               |                              |          |               |              |                |                  |                              |
| 1979 to March 1980                                 | 2 141                        | 1 894                        | 213             | 34                           | 11 825                        | 2 804                        | 518      | 1 139         | 1 005        | 4 711          | 1 582            | 66                           |
| 1975 to 1978                                       | 4 648                        | 4 302                        | 256             | 90                           | 5 882                         | 1 877                        | 421      | 567           | 545          | 1 710          | 744              | 18                           |
| 1970 to 1974                                       | 3 276                        | 3 136                        | 133             | 7                            | 1 233                         | 489                          | 94       | 135           | 100          | 279            | 125              | 11                           |
| 1960 to 1969                                       | 3 330                        | 3 175                        | 140             | 15                           | 630                           | 349                          | 56       | 41            | 45           | 94             | 38               | 7                            |
| 1959 or earlier                                    | 1 630                        | 1 544                        | 86              | —                            | 261                           | 135                          | 11       | 22            | 54           | 39             | —                | —                            |
| <b>ROOMS</b>                                       |                              |                              |                 |                              |                               |                              |          |               |              |                |                  |                              |
| 1 room   | 3                            | 3                            | —               | —                            | 882                           | 45                           | 13       | 56            | 51           | 469            | 248              | —                            |
| 2 rooms  | 66                           | 25                           | 37              | 4                            | 1 898                         | 126                          | 26       | 110           | 160          | 1 032          | 427              | 17                           |
| 3 rooms  | 313                          | 226                          | 71              | 16                           | 5 070                         | 555                          | 124      | 340           | 484          | 2 578          | 979              | 10                           |
| 4 rooms  | 1 233                        | 1 062                        | 135             | 36                           | 5 478                         | 1 235                        | 399      | 795           | 478          | 1 932          | 582              | 57                           |
| 5 rooms  | 2 007                        | 1 803                        | 148             | 56                           | 3 259                         | 1 382                        | 305      | 361           | 354          | 618            | 229              | 10                           |
| 6 rooms  | 2 711                        | 2 546                        | 148             | 17                           | 1 611                         | 1 028                        | 138      | 143           | 130          | 143            | 24               | 5                            |
| 7 or more rooms                                    | 8 692                        | 8 386                        | 289             | 17                           | 1 633                         | 1 283                        | 95       | 99            | 92           | 61             | —                | 3                            |
| Median   | 6.9                          | 7.0                          | 5.7             | 4.8                          | 3.9                           | 5.1                          | 4.5      | 4.1           | 3.9          | 3.2            | 3.1              | 3.9                          |
| <b>PLUMBING FACILITIES BY PERSONS PER ROOM</b>     |                              |                              |                 |                              |                               |                              |          |               |              |                |                  |                              |
| <b>Complete plumbing for exclusive use</b>         | 14 988                       | 14 021                       | 821             | 146                          | 19 464                        | 5 632                        | 1 061    | 1 884         | 1 694        | 6 649          | 2 442            | 102                          |
| 0.50 or less                                       | 9 963                        | 9 362                        | 520             | 81                           | 9 941                         | 2 665                        | 535      | 881           | 805          | 3 514          | 1 467            | 74                           |
| 0.51 to 1.00                                       | 4 631                        | 4 329                        | 265             | 37                           | 8 276                         | 2 571                        | 474      | 909           | 754          | 2 695          | 856              | 17                           |
| 1.01 to 1.50                                       | 351                          | 295                          | 36              | 20                           | 873                           | 307                          | 47       | 73            | 123          | 274            | 49               | —                            |
| 1.51 or more                                       | 43                           | 35                           | —               | 8                            | 374                           | 89                           | 5        | 21            | 12           | 166            | 70               | 11                           |
| <b>Lacking complete plumbing for exclusive use</b> | 37                           | 30                           | 7               | —                            | 367                           | 22                           | 39       | 20            | 55           | 184            | 47               | —                            |
| 0.50 or less                                       | 34                           | 27                           | 7               | —                            | 147                           | 7                            | 12       | 14            | 24           | 77             | 13               | —                            |
| 0.51 to 1.00                                       | —                            | —                            | —               | —                            | 174                           | 4                            | 27       | 6             | 25           | 78             | 34               | —                            |
| 1.01 to 1.50                                       | 3                            | 3                            | —               | —                            | 25                            | —                            | —        | —             | 6            | 19             | —                | —                            |
| 1.51 or more                                       | —                            | —                            | —               | —                            | 21                            | 11                           | —        | —             | —            | 10             | —                | —                            |
| <b>BEDROOMS</b>                                    |                              |                              |                 |                              |                               |                              |          |               |              |                |                  |                              |
| None   | 42                           | 11                           | 31              | —                            | 1 164                         | 78                           | 13       | 72            | 67           | 629            | 305              | —                            |
| 1  | 459                          | 356                          | 99              | 4                            | 7 308                         | 686                          | 185      | 478           | 745          | 3 717          | 1 454            | 43                           |
| 2  | 2 840                        | 2 502                        | 251             | 87                           | 7 048                         | 2 116                        | 580      | 982           | 564          | 2 144          | 614              | 48                           |
| 3  | 5 839                        | 5 584                        | 208             | 47                           | 3 101                         | 1 862                        | 255      | 270           | 286          | 301            | 116              | 11                           |
| 4  | 4 437                        | 4 256                        | 173             | 8                            | 983                           | 736                          | 52       | 93            | 60           | 42             | —                | —                            |
| 5 or more  | 1 408                        | 1 342                        | 66              | —                            | 227                           | 176                          | 15       | 9             | 27           | —              | —                | —                            |
| <b>HOUSEHOLD INCOME IN 1979</b>                    |                              |                              |                 |                              |                               |                              |          |               |              |                |                  |                              |
| Less than \$5,000                                  | 1 268                        | 1 148                        | 110             | 10                           | 5 131                         | 1 324                        | 263      | 579           | 501          | 1 801          | 640              | 23                           |
| \$5,000 to \$9,999                                 | 1 673                        | 1 517                        | 113             | 43                           | 5 152                         | 1 310                        | 331      | 430           | 525          | 1 887          | 652              | 17                           |
| \$10,000 to \$12,499                               | 1 023                        | 928                          | 85              | 10                           | 2 535                         | 718                          | 159      | 309           | 180          | 830            | 321              | 18                           |
| \$12,500 to \$14,999                               | 1 042                        | 955                          | 65              | 22                           | 1 605                         | 479                          | 62       | 151           | 199          | 506            | 208              | —                            |
| \$15,000 to \$19,999                               | 2 143                        | 1 970                        | 142             | 31                           | 2 621                         | 738                          | 144      | 239           | 189          | 952            | 335              | 24                           |
| \$20,000 to \$24,999                               | 2 269                        | 2 120                        | 142             | 7                            | 1 265                         | 435                          | 76       | 90            | 49           | 463            | 132              | 20                           |
| \$25,000 to \$34,999                               | 3 163                        | 3 071                        | 84              | 8                            | 1 083                         | 475                          | 49       | 76            | 86           | 276            | 121              | —                            |
| \$35,000 to \$49,999                               | 1 863                        | 1 785                        | 68              | 10                           | 319                           | 142                          | 7        | 17            | 12           | 85             | 56               | —                            |
| \$50,000 or more                                   | 581                          | 557                          | 19              | 5                            | 120                           | 33                           | 9        | 13            | 8            | 33             | 24               | —                            |
| Median   | \$20 667                     | \$21 014                     | \$16 680        | \$13 636                     | \$9 636                       | \$10 672                     | \$9 185  | \$9 277       | \$8 602      | \$9 276        | \$9 600          | \$11 528                     |
| Mean   | \$22 467                     | \$22 765                     | \$18 498        | \$16 296                     | \$11 522                      | \$12 657                     | \$10 916 | \$10 424      | \$10 057     | \$11 308       | \$11 651         | \$11 916                     |
| <b>SELECTED CHARACTERISTICS</b>                    |                              |                              |                 |                              |                               |                              |          |               |              |                |                  |                              |
| <b>Heating equipment</b>                           | 15 025                       | 14 051                       | 828             | 146                          | 19 803                        | 5 654                        | 1 100    | 1 904         | 1 749        | 6 811          | 2 483            | 102                          |
| Steam or hot water system                          | 1 018                        | 901                          | 112             | 5                            | 5 048                         | 561                          | 71       | 397           | 359          | 2 832          | 817              | 11                           |
| Central warm-air furnace or electric heat pump     | 12 895                       | 12 178                       | 629             | 88                           | 11 799                        | 4 254                        | 918      | 1 253         | 1 084        | 2 939          | 1 265            | 86                           |
| Other built-in electric units                      | 260                          | 213                          | 42              | 5                            | 1 559                         | 232                          | 34       | 98            | 85           | 756            | 354              | —                            |
| Floor, wall, or pipeless furnace                   | 284                          | 274                          | 7               | 3                            | 607                           | 251                          | 17       | 62            | 64           | 171            | 42               | —                            |
| Other means  | 568                          | 485                          | 38              | 45                           | 790                           | 356                          | 60       | 94            | 157          | 113            | 5                | 5                            |
| <b>Air conditioning</b>                            | 3 223                        | 2 962                        | 207             | 54                           | 7 177                         | 672                          | 95       | 254           | 399          | 3 914          | 1 796            | 47                           |
| Central system                                     | 2 032                        | 1 878                        | 116             | 38                           | 3 236                         | 397                          | 44       | 159           | 246          | 1 519          | 845              | 26                           |
| <b>Vehicles available</b>                          | 14 216                       | 13 300                       | 774             | 142                          | 14 104                        | 4 192                        | 808      | 1 403         | 1 241        | 4 584          | 1 810            | 66                           |
| 1  | 4 587                        | 4 211                        | 312             | 64                           | 10 268                        | 2 561                        | 606      | 1 041         | 970          | 3 594          | 1 449            | 47                           |
| 2 or more  | 9 629                        | 9 089                        | 462             | 78                           | 3 836                         | 1 631                        | 202      | 362           | 271          | 990            | 361              | 19                           |
| <b>House heating fuel</b>                          | 15 025                       | 14 051                       | 828             | 146                          | 19 803                        | 5 654                        | 1 100    | 1 904         | 1 749        | 6 811          | 2 483            | 102                          |
| Utility gas  | 13 274                       | 12 457                       | 695             | 122                          | 14 393                        | 4 651                        | 870      | 1 478         | 1 262        | 4 679          | 1 369            | 84                           |
| Bottled, tank, or LP gas                           | 127                          | 115                          | 5               | 7                            | 295                           | 87                           | 15       | 30            | 49           | 69             | 45               | —                            |
| Electricity  | 1 532                        | 1 399                        | 128             | 5                            | 4 815                         | 893                          | 212      | 384           | 422          | 1 871          | 1 015            | 18                           |
| Fuel oil, kerosene, etc.                           | 9                            | 9                            | —               | —                            | 83                            | 4                            | —        | —             | —            | 55             | 24               | —                            |
| Other  | 83                           | 71                           | —               | 12                           | 217                           | 19                           | 3        | 12            | 16           | 137            | 30               | —                            |
| <b>Water heating fuel</b>                          | 15 015                       | 14 041                       | 828             | 146                          | 19 796                        | 5 648                        | 1 100    | 1 904         | 1 749        | 6 804          | 2 489            | 102                          |
| Utility gas  | 13 463                       | 12 618                       | 727             | 118                          | 14 292                        | 4 695                        | 875      | 1 414         | 1 285        | 4 540          | 1 415            | 68                           |
| Bottled, tank, or LP gas                           | 434                          | 399                          | 24              | 11                           | 843                           | 262                          | 106      | 115           | 95           | 184            | 81               | —                            |
| Electricity  | 1 093                        | 999                          | 77              | 17                           | 4 520                         | 682                          | 119      | 363           | 369          | 1 993          | 960              | 34                           |
| Fuel oil, kerosene, etc.                           | 7                            | 7                            | —               | —                            | 52                            | 8                            | —        | —             | —            | 31             | 13               | —                            |
| Other  | 18                           | 18                           | —               | —                            | 89                            | 1                            | —        | 12            | —            | 56             | 20               | —                            |
| <b>Family householder</b>                          | 12 645                       | 12 000                       | 542             | 103                          | 11 148                        | 4 235                        | 729      | 1 294         | 1 016        | 2 992          | 835              | 47                           |
| With own children under 18 years                   | 7 549                        | 7 182                        | 287             | 80                           | 8 106                         | 3 405                        | 533      | 1 026         | 755          | 1 981          | 385              | 21                           |
| With own children under 6 years                    | 2 292                        | 2 182                        | 82              | 28                           | 4 736                         | 1 918                        | 219      | 551           | 421          | 1 314          | 302              | 11                           |
| <b>Female householder, no husband present</b>      | 2 413                        | 2 256                        | 129             | 28                           | 4 786                         | 1 910                        | 400      | 593           | 514          | 1 118          | 240              | 11                           |
| With own children under 18 years                   | 1 439                        | 1 329                        | 88              | 22                           | 3 984                         | 1 609                        | 310      | 483           | 415          | 956            | 200              | 11                           |
| With own children under 6 years                    | 245                          |                              |                 |                              |                               |                              |          |               |              |                |                  |                              |

Table A—33. Owner- and Renter-Occupied Housing Units With a Black Householder by Size of Household: 1980

[Data are estimates based on a sample, see Introduction. For meaning of symbols, see Introduction. For definitions of terms, see appendixes A and B]

| The State   | Total         | 1 person     | 2 persons    | 3 persons    | 4 persons    | 5 persons    | 6 persons  | 7 persons  | 8 or more persons | Median      | Total persons |
|---|---------------|--------------|--------------|--------------|--------------|--------------|------------|------------|-------------------|-------------|---------------|
| <b>Owner-occupied housing units</b>                                   | <b>15 025</b> | <b>2 007</b> | <b>3 755</b> | <b>3 203</b> | <b>3 040</b> | <b>1 718</b> | <b>745</b> | <b>407</b> | <b>150</b>        | <b>3.05</b> | <b>50 059</b> |
| Nonrelatives present  | 889           | —            | 284          | 237          | 201          | 78           | 43         | 29         | 17                | 3.18        | 3 164         |
| <b>ROOMS</b>  |               |              |              |              |              |              |            |            |                   |             |               |
| 1 to 3 rooms  | 382           | 112          | 101          | 66           | 78           | 17           | 8          | —          | —                 | 2.28        | 1 050         |
| 4 rooms   | 1 233         | 374          | 495          | 183          | 88           | 37           | 56         | —          | —                 | 1.99        | 3 028         |
| 5 rooms   | 2 007         | 536          | 676          | 341          | 236          | 133          | 40         | 37         | 8                 | 2.19        | 5 291         |
| 6 rooms   | 2 711         | 384          | 687          | 648          | 572          | 308          | 61         | 31         | 20                | 2.94        | 8 583         |
| 7 rooms   | 3 072         | 273          | 728          | 655          | 734          | 403          | 163        | 88         | 28                | 3.32        | 10 973        |
| 8 or more rooms   | 5 620         | 328          | 1 068        | 1 310        | 1 332        | 820          | 417        | 251        | 94                | 3.58        | 21 134        |
| Median  | 6.9           | 5.5          | 6.4          | 7.1          | 7.2          | 7.4          | 7.7        | 7.9        | 8.1               | ...         | ...           |
| <b>PLUMBING FACILITIES BY PERSONS PER ROOM</b>                        |               |              |              |              |              |              |            |            |                   |             |               |
| <b>Complete plumbing for exclusive use</b>                            | <b>14 988</b> | <b>1 999</b> | <b>3 742</b> | <b>3 194</b> | <b>3 033</b> | <b>1 718</b> | <b>745</b> | <b>407</b> | <b>150</b>        | <b>3.05</b> | <b>49 959</b> |
| 1.00 or less  | 14 594        | 1 999        | 3 742        | 3 180        | 2 955        | 1 664        | 641        | 339        | 74                | 2.99        | 47 556        |
| 1.01 to 1.50  | 351           | —            | —            | 14           | 78           | 37           | 96         | 68         | 58                | 5.98        | 2 078         |
| 1.51 or more  | 43            | —            | —            | —            | —            | 17           | 8          | —          | 18                | 6.06        | 325           |
| <b>Lacking complete plumbing for exclusive use</b>                    | <b>37</b>     | <b>8</b>     | <b>13</b>    | <b>9</b>     | <b>7</b>     | <b>—</b>     | <b>—</b>   | <b>—</b>   | <b>—</b>          | <b>2.31</b> | <b>100</b>    |
| 1.00 or less  | 34            | 8            | 13           | 6            | 7            | —            | —          | —          | —                 | 2.19        | 92            |
| 1.01 to 1.50  | 3             | —            | —            | 3            | —            | —            | —          | —          | —                 | 3.00        | 8             |
| 1.51 or more  | —             | —            | —            | —            | —            | —            | —          | —          | —                 | —           | —             |
| <b>UNITS IN STRUCTURE</b>   |               |              |              |              |              |              |            |            |                   |             |               |
| 1, detached or attached   | 14 051        | 1 731        | 3 506        | 3 041        | 2 933        | 1 653        | 694        | 364        | 129               | 3.09        | 46 487        |
| 2 or more   | 828           | 239          | 218          | 146          | 74           | 51           | 36         | 43         | 21                | 2.30        | 3 098         |
| Mobile home or trailer, etc.  | 146           | 37           | 31           | 16           | 33           | 14           | 15         | —          | —                 | 2.81        | 474           |
| <b>VALUE</b>  |               |              |              |              |              |              |            |            |                   |             |               |
| <b>Specified owner-occupied housing units</b>                         | <b>13 254</b> | <b>1 676</b> | <b>3 267</b> | <b>2 893</b> | <b>2 749</b> | <b>1 520</b> | <b>678</b> | <b>342</b> | <b>129</b>        | <b>3.08</b> | <b>43 293</b> |
| Less than \$10,000  | 65            | 11           | 6            | 34           | 6            | 8            | —          | —          | —                 | 2.96        | 188           |
| \$10,000 to \$19,999  | 318           | 69           | 135          | 51           | 35           | 20           | 8          | —          | —                 | 2.17        | 810           |
| \$20,000 to \$29,999  | 714           | 238          | 205          | 100          | 107          | 39           | 16         | 9          | 9                 | 2.08        | 1 660         |
| \$30,000 to \$39,999  | 1 344         | 233          | 458          | 244          | 220          | 73           | 82         | 34         | —                 | 2.46        | 3 879         |
| \$40,000 to \$49,999  | 2 300         | 434          | 502          | 453          | 484          | 220          | 111        | 67         | 29                | 2.97        | 7 675         |
| \$50,000 to \$59,999  | 2 426         | 271          | 609          | 510          | 539          | 250          | 174        | 30         | 43                | 3.15        | 8 138         |
| \$60,000 to \$79,999  | 3 885         | 296          | 838          | 973          | 801          | 596          | 176        | 174        | 31                | 3.33        | 13 568        |
| \$80,000 to \$99,999  | 1 409         | 84           | 325          | 327          | 351          | 202          | 66         | 37         | 17                | 3.40        | 4 705         |
| \$100,000 to \$149,999  | 662           | 22           | 165          | 169          | 177          | 106          | 23         | —          | —                 | 3.35        | 2 240         |
| \$150,000 or more   | 131           | 18           | 24           | 32           | 29           | 6            | 22         | —          | —                 | 3.23        | 430           |
| Median  | \$57 600      | \$47 400     | \$55 200     | \$60 900     | \$59 700     | \$63 000     | \$56 300   | \$62 800   | \$53 700          | ...         | ...           |
| <b>SELECTED CHARACTERISTICS</b>                                       |               |              |              |              |              |              |            |            |                   |             |               |
| <b>All income levels in 1979</b>                                      | <b>15 025</b> | <b>2 007</b> | <b>3 755</b> | <b>3 203</b> | <b>3 040</b> | <b>1 718</b> | <b>745</b> | <b>407</b> | <b>150</b>        | <b>3.05</b> | <b>50 059</b> |
| Median income   | \$20 667      | \$10 109     | \$18 741     | \$23 027     | \$24 372     | \$24 414     | \$22 444   | \$21 979   | \$25 333          | ...         | ...           |
| Median selected monthly owner costs as percentage of household income | 23.3          | 33.9         | 22.2         | 22.3         | 21.9         | 22.9         | 24.7       | 20.6       | 22.0              | ...         | ...           |
| With a mortgage   | 23.8          | 34.0         | 23.4         | 23.4         | 22.4         | 23.2         | 25.6       | 22.4       | 22.0              | ...         | ...           |
| Not mortgaged   | 17.7          | 33.6         | 16.4         | 12.9         | 10.6         | 15.5         | 10—        | 10—        | —                 | ...         | ...           |
| <b>Income in 1979 below poverty level</b>                             | <b>1 444</b>  | <b>398</b>   | <b>260</b>   | <b>188</b>   | <b>233</b>   | <b>186</b>   | <b>109</b> | <b>62</b>  | <b>8</b>          | <b>2.84</b> | <b>...</b>    |
| Median income   | \$3 535       | \$2500—      | \$2 893      | \$3 485      | \$5 436      | \$5 423      | \$4 042    | \$9 583    | \$11 250          | ...         | ...           |
| Median selected monthly owner costs as percentage of household income | 50+           | 50+          | 50+          | 50+          | 50+          | 50+          | 50+        | 48.8       | 24.0              | ...         | ...           |
| With a mortgage   | 50+           | 50+          | 50+          | 50+          | 50+          | 50+          | 50+        | 50+        | 24.0              | ...         | ...           |
| Not mortgaged   | 46.1          | 50+          | 38.2         | 30.9         | 44.1         | 30.0         | 27.5       | 12.5       | —                 | ...         | ...           |
| <b>Renter-occupied housing units</b>                                  | <b>19 831</b> | <b>6 985</b> | <b>5 062</b> | <b>3 264</b> | <b>2 322</b> | <b>1 262</b> | <b>525</b> | <b>304</b> | <b>107</b>        | <b>2.08</b> | <b>47 613</b> |
| Nonrelatives present  | 2 495         | —            | 1 517        | 418          | 243          | 168          | 78         | 66         | 5                 | 2.32        | 6 832         |
| <b>ROOMS</b>  |               |              |              |              |              |              |            |            |                   |             |               |
| 1 room  | 882           | 676          | 119          | 67           | 20           | —            | —          | —          | —                 | 1.15        | 1 061         |
| 2 rooms   | 1 898         | 1 227        | 451          | 145          | 45           | 14           | 11         | —          | 5                 | 1.27        | 2 901         |
| 3 rooms   | 5 070         | 2 916        | 1 449        | 497          | 140          | 43           | 20         | —          | —                 | 1.37        | 8 094         |
| 4 rooms   | 5 478         | 1 579        | 1 690        | 1 319        | 632          | 206          | 28         | 24         | —                 | 2.19        | 12 691        |
| 5 rooms   | 3 259         | 377          | 775          | 752          | 704          | 414          | 191        | 24         | 22                | 3.13        | 10 158        |
| 6 rooms   | 1 611         | 147          | 289          | 226          | 393          | 303          | 118        | 106        | 29                | 3.87        | 5 889         |
| 7 or more rooms   | 1 633         | 63           | 289          | 258          | 388          | 282          | 157        | 145        | 51                | 4.03        | 6 819         |
| Median  | 3.9           | 3.0          | 3.8          | 4.2          | 5.0          | 5.4          | 5.6        | 6.4        | 6.4               | ...         | ...           |
| <b>PLUMBING FACILITIES BY PERSONS PER ROOM</b>                        |               |              |              |              |              |              |            |            |                   |             |               |
| <b>Complete plumbing for exclusive use</b>                            | <b>19 464</b> | <b>6 757</b> | <b>5 017</b> | <b>3 229</b> | <b>2 297</b> | <b>1 243</b> | <b>519</b> | <b>295</b> | <b>107</b>        | <b>2.09</b> | <b>46 940</b> |
| 1.00 or less  | 18 217        | 6 757        | 4 908        | 3 017        | 2 103        | 999          | 275        | 136        | 22                | 1.98        | 41 139        |
| 1.01 to 1.50  | 873           | —            | —            | 145          | 140          | 187          | 213        | 130        | 58                | 5.31        | 4 367         |
| 1.51 or more  | 374           | —            | 109          | 67           | 54           | 57           | 31         | 29         | 27                | 3.70        | 1 434         |
| <b>Lacking complete plumbing for exclusive use</b>                    | <b>367</b>    | <b>228</b>   | <b>45</b>    | <b>35</b>    | <b>25</b>    | <b>19</b>    | <b>6</b>   | <b>9</b>   | <b>—</b>          | <b>1.30</b> | <b>673</b>    |
| 1.00 or less  | 321           | 228          | 35           | 35           | 14           | —            | —          | 9          | —                 | 1.20        | 502           |
| 1.01 to 1.50  | 25            | —            | —            | —            | —            | —            | —          | —          | —                 | 5.16        | 117           |
| 1.51 or more  | 21            | —            | 10           | —            | 11           | —            | —          | —          | —                 | 3.55        | 54            |
| <b>UNITS IN STRUCTURE</b>   |               |              |              |              |              |              |            |            |                   |             |               |
| 1, detached or attached   | 5 654         | 1 047        | 1 281        | 1 041        | 1 054        | 697          | 246        | 204        | 84                | 2.98        | 17 358        |
| 2   | 1 100         | 264          | 282          | 213          | 171          | 96           | 61         | 13         | —                 | 2.52        | 3 084         |
| 3 and 4   | 1 904         | 509          | 497          | 382          | 310          | 112          | 89         | 5          | —                 | 2.39        | 5 195         |
| 5 to 9  | 1 749         | 628          | 339          | 309          | 266          | 104          | 47         | 33         | 23                | 2.23        | 4 485         |
| 10 to 49  | 6 833         | 3 106        | 1 898        | 1 098        | 412          | 225          | 64         | 30         | —                 | 1.66        | 13 113        |
| 50 or more  | 2 489         | 1 376        | 740          | 221          | 92           | 23           | 18         | 19         | —                 | 1.40        | 4 200         |
| Mobile home or trailer, etc.  | 102           | 55           | 25           | —            | 17           | 5            | —          | —          | —                 | 1.43        | 178           |
| <b>GROSS RENT</b>   |               |              |              |              |              |              |            |            |                   |             |               |
| <b>Specified renter-occupied housing units</b>                        | <b>19 356</b> | <b>6 912</b> | <b>5 007</b> | <b>3 141</b> | <b>2 207</b> | <b>1 183</b> | <b>512</b> | <b>291</b> | <b>103</b>        | <b>2.05</b> | <b>46 079</b> |
| Less than \$100   | 1 598         | 755          | 288          | 216          | 152          | 92           | 64         | 5          | 26                | 1.65        | 3 440         |
| \$100 to \$149  | 1 232         | 682          | 260          | 140          | 44           | 32           | 62         | 12         | —                 | 1.40        | 2 368         |
| \$150 to \$199  | 3 228         | 1 639        | 871          | 341          | 196          | 137          | 16         | 25         | 3                 | 1.48        | 6 246         |
| \$200 to \$249  | 4 815         | 1 966        | 1 340        | 710          | 478          | 238          | 43         | 30         | 10                | 1.83        | 10 247        |
| \$250 to \$299  | 3 343         | 992          | 1 015        | 687          | 406          | 132          | 53         | 45         | 13                | 2.17        | 7 666         |
| \$300 to \$349  | 1 903         | 471          | 584          | 411          | 220          | 113          | 78         | 21         | 5                 | 2.32        | 4 925         |
| \$350 to \$399  | 1 282         | 184          | 322          | 217          | 275          | 149          | 61         | 55         | 19                | 3.12        | 4 179         |
| \$400 to \$499  | 1 104         | 145          | 214          | 240          | 199          | 196          | 60         | 39         | 11                | 3.30        | 3 776         |
| \$500 or more   | 609           | 39           | 79           | 107          | 179          | 88           | 42         | 59         | 16                | 3.94        | 2 544         |
| No cash rent  | 242           | 39           | 34           | 72           | 58           | 6            | 33         | —          | —                 | 3.17        | 688           |
| Median  | \$235         | \$208        | \$240        | \$260        | \$272        | \$279        | \$301      | \$357      | \$298             | ...         | ...           |
| <b>SELECTED CHARACTERISTICS</b>                                       |               |              |              |              |              |              |            |            |                   |             |               |
| <b>All income levels in 1979</b>                                      | <b>19 831</b> | <b>6 985</b> | <b>5 062</b> | <b>3 264</b> | <b>2 322</b> | <b>1 262</b> | <b>525</b> | <b>304</b> | <b>107</b>        | <b>2.08</b> | <b>47 613</b> |
| Median income   | \$9 636       | \$7 267      | \$11 558     | \$10 203     | \$11 536     | \$11 893     | \$10 845   | \$12 880   | \$13 125          | ...         | ...           |
| Median gross rent as percentage of household income                   | 28.9          | 31.2         | 24.8         | 31.3         | 27.3         | 26.6         | 26.4       | 34.0       | 21.5              | ...         | ...           |
| <b>Income in 1979 below poverty level</b>                             | <b>5 825</b>  | <b>1 978</b> | <b>1 122</b> | <b>969</b>   | <b>815</b>   | <b>462</b>   | <b>278</b> | <b>145</b> | <b>56</b>         | <b>2.33</b> | <b>...</b>    |
| Median income   | \$3 342       | \$2500—      | \$3 275      | \$3 340      | \$4 314      | \$4 798      | \$6 458    | \$6 719    | \$8 750           | ...         | ...           |
| Median gross rent as percentage of household income                   | 50+           | 50+          | 50+          | 50+          | 50+          | 50+          | 43.6       | 50+        | 24.7              | ...         | ...           |



Table A—34. Household Composition and Age of Householder for Owner- and Renter-Occupied Housing Units With a Black Householder: 1980

[Data are estimates based on a sample, see Introduction. For meaning of symbols, see Introduction. For definitions of terms, see appendices A and B.]

|   | Married-couple families |       |                |        |                | Male householder, no wife present |                |       |                   |       | Female householder, no husband present |       |                |       |                | Median age |                |      |                   |   |  |
|---|-------------------------|-------|----------------|--------|----------------|-----------------------------------|----------------|-------|-------------------|-------|--|-------|----------------|-------|----------------|------------|----------------|------|-------------------|---|--|
|   | 15 to 24 years          |       | 25 to 34 years |        | 35 to 44 years |                                   | 45 to 64 years |       | 65 years and over |       | 15 to 24 years                         |       | 25 to 34 years |       | 35 to 44 years |            | 45 to 64 years |      | 65 years and over |   |  |
|   | Total                   | 150   | 2 044          | 2 650  | 3 915          | 874                               | 73             | 482   | 393               | 538   | 231                                    | 73    | 445            | 962   | 1 470          |            | 725            | 45.6 |                   |   |  |
| <b>Owner-occupied housing units</b>   | 15 025                  |       |                |        |                |                                   |                |       |                   |       |  |       |                |       |                |            |                |      |                   |   |  |
| <b>PERSONS IN UNIT</b>  |                         |       |                |        |                |                                   |                |       |                   |       |  |       |                |       |                |            |                |      |                   |   |  |
| 1 person  | 2 007                   | —     | —              | —      | —              | —                                 | —              | —     | —                 | —     | —                                      | —     | —              | —     | —              | —          | —              | —    | —                 | — |  |
| 2 persons   | 3 755                   | 50    | 280            | 298    | 1 262          | 632                               | 23             | 109   | 151               | 299   | 154                                    | 16    | 77             | 112   | 522            | 397        | 53.6           |      |                   |   |  |
| 3 persons   | 3 203                   | 70    | 619            | 442    | 985            | 132                               | 19             | 37    | 53                | 137   | 36                                     | 28    | 94             | 150   | 322            | 189        | 53.2           |      |                   |   |  |
| 4 persons   | 3 040                   | 30    | 575            | 891    | 828            | 31                                | 5              | 55    | 21                | 68    | 27                                     | 14    | 154            | 248   | 251            | —          | 41.2           |      |                   |   |  |
| 5 persons   | 1 718                   | —     | 419            | 562    | 429            | 41                                | —              | 12    | —                 | 7     | 4                                      | —     | 78             | 258   | 161            | —          | 41.2           |      |                   |   |  |
| 6 or more persons   | 1 305                   | 2.86  | 151            | 457    | 411            | 30                                | 9              | 7     | 6                 | 4     | —                                      | 8     | 24             | 113   | 87             | —          | 43.5           |      |                   |   |  |
| Median  | 3.02                    | 3.71  | 3.21           | 3.21   | 2.19           | 2.35                              | 2.35           | 1.42  | 1.84              | 1.25  | 2.23                                   | 2.23  | 2.83           | 3.38  | 2.14           | 1.41       | —              |      |                   |   |  |
| Total persons   | 50 059                  | 486   | 8 133          | 11 647 | 13 900         | 2 203                             | 174            | 989   | 793               | 448   | 211                                    | 211   | 1 444          | 3 354 | 3 999          | 1 303      | —              |      |                   |   |  |
| <b>PLUMBING FACILITIES BY PERSONS PER ROOM</b>  |                         |       |                |        |                |                                   |                |       |                   |       |  |       |                |       |                |            |                |      |                   |   |  |
| Complete plumbing for exclusive use   | 14 988                  | 150   | 2 041          | 2 643  | 3 909          | 874                               | 73             | 477   | 387               | 530   | 231                                    | 73    | 445            | 962   | 1 468          | 725        | 45.6           |      |                   |   |  |
| 1.01 or more persons per room   | 394                     | 8     | 58             | 88     | 137            | 5                                 | —              | 7     | 9                 | 8     | —                                      | —     | 4              | 29    | 49             | —          | 44.4           |      |                   |   |  |
| Lacking complete plumbing for exclusive use   | 37                      | —     | —              | —      | —              | —                                 | —              | —     | —                 | —     | —                                      | —     | —              | —     | —              | —          | 44.0           |      |                   |   |  |
| 1.01 or more persons per room   | 3                       | —     | 3              | —      | —              | —                                 | —              | —     | —                 | —     | —                                      | —     | —              | —     | —              | —          | 27.5           |      |                   |   |  |
| <b>MORTGAGE STATUS AND SELECTED MONTHLY OWNER COSTS AS PERCENTAGE OF HOUSEHOLD INCOME IN 1979</b> |                         |       |                |        |                |                                   |                |       |                   |       |  |       |                |       |                |            |                |      |                   |   |  |
| <b>Specified owner-occupied housing units</b>   |                         |       |                |        |                |                                   |                |       |                   |       |  |       |                |       |                |            |                |      |                   |   |  |
| With a mortgage   | 13 254                  | 120   | 1 832          | 2 386  | 3 495          | 793                               | 42             | 389   | 329               | 460   | 180                                    | 45    | 370            | 853   | 1 323          | 637        | 45.7           |      |                   |   |  |
| Less than 15 percent  | 11 530                  | 112   | 1 795          | 2 259  | 3 182          | 449                               | —              | 370   | 295               | 417   | 95                                     | 25    | 343            | 772   | 1 105          | 269        | 44.3           |      |                   |   |  |
| 15 to 19 percent  | 2 522                   | 18    | 331            | 424    | 584            | 75                                | —              | 27    | 39                | 119   | 15                                     | —     | 10             | 105   | 179            | 20         | 49.1           |      |                   |   |  |
| 20 to 24 percent  | 1 848                   | 14    | 313            | 432    | 479            | 32                                | 18             | 81    | 25                | 59    | 20                                     | —     | 29             | 80    | 138            | 24         | 44.6           |      |                   |   |  |
| 25 to 29 percent  | 1 759                   | 16    | 338            | 306    | 286            | 57                                | 2              | 47    | 49                | 44    | 13                                     | —     | 35             | 114   | 144            | 15         | 42.0           |      |                   |   |  |
| 30 to 34 percent  | 1 426                   | 16    | 199            | 195    | 195            | 57                                | 6              | 29    | 20                | 45    | 4                                      | 5     | 38             | 80    | 136            | 17         | 39.6           |      |                   |   |  |
| 35 percent or more  | 973                     | 16    | 404            | 392    | 430            | 139                               | 16             | 152   | 80                | 83    | 43                                     | 20    | 199            | 284   | 415            | 21         | 42.9           |      |                   |   |  |
| Not computed  | 2 909                   | 8     | —              | 20     | 6              | —                                 | —              | —     | —                 | —     | —                                      | —     | —              | —     | —              | —          | 42.0           |      |                   |   |  |
| Median  | 93                      | 31.3  | 26.2           | 22.4   | 18.3           | 26.9                              | 30.8           | 29.6  | 25.2              | 23.5  | 24.8                                   | 50+   | 39.9           | 29.5  | 28.1           | 48.4       | —              |      |                   |   |  |
| <b>Not mortgaged</b>  | 1 724                   | 8     | 37             | 127    | 313            | 344                               | —              | 19    | 34                | 43    | 85                                     | 20    | 27             | 81    | 218            | 368        | 62.6           |      |                   |   |  |
| Less than 10 percent  | 478                     | 3     | 15             | 96     | 144            | 55                                | —              | 12    | 7                 | 17    | 11                                     | —     | 5              | 11    | 45             | 57         | 55.5           |      |                   |   |  |
| 10 to 14 percent  | 267                     | —     | 6              | 5      | 90             | 87                                | —              | —     | —                 | 8     | —                                      | —     | 10             | 8     | 31             | 22         | 62.2           |      |                   |   |  |
| 15 to 19 percent  | 199                     | —     | 8              | 13     | 33             | 60                                | —              | —     | 11                | 9     | 26                                     | 8     | 6              | 5     | 5              | 39         | 69.2           |      |                   |   |  |
| 20 to 24 percent  | 140                     | —     | 8              | 13     | 5              | 58                                | —              | —     | —                 | 4     | 14                                     | —     | —              | 12    | 10             | 21         | 68.8           |      |                   |   |  |
| 25 to 29 percent  | 103                     | —     | 8              | 13     | 5              | 29                                | —              | —     | —                 | 4     | 6                                      | —     | —              | 17    | 8              | 13         | 59.0           |      |                   |   |  |
| 30 to 34 percent  | 144                     | 5     | —              | —      | 6              | 9                                 | —              | —     | —                 | —     | —                                      | 7     | 6              | 13    | 15             | 83         | 68.4           |      |                   |   |  |
| 35 percent or more  | 375                     | —     | —              | —      | 23             | 46                                | —              | 7     | 16                | 5     | 28                                     | —     | —              | 20    | 92             | 133        | 68.8           |      |                   |   |  |
| Not computed  | 18                      | —     | —              | —      | 6              | —                                 | —              | —     | —                 | —     | —                                      | —     | —              | —     | —              | —          | 62.5           |      |                   |   |  |
| Median  | 17.7                    | 31.0  | 12.9           | 10—    | 10.5           | 17.5                              | —              | 10—   | 24.5              | 12.8  | 22.0                                   | 31.4  | 14.2           | 27.8  | 31.3           | 31.9       | —              |      |                   |   |  |
| <b>Renter-occupied housing units</b>  | 19 831                  | 1 463 | 2 419          | 1 028  | 521            | 193                               | 1 285          | 2 302 | 927               | 1 025 | 183                                    | 1 842 | 2 846          | 1 350 | 1 499          | 948        | 31.1           |      |                   |   |  |
| <b>PERSONS IN UNIT</b>  |                         |       |                |        |                |                                   |                |       |                   |       |  |       |                |       |                |            |                |      |                   |   |  |
| 1 person  | 6 985                   | —     | —              | —      | —              | —                                 | —              | —     | —                 | —     | —                                      | —     | —              | —     | —              | —          | —              | —    | —                 | — |  |
| 2 persons   | 5 062                   | 568   | 562            | 222    | 204            | 163                               | 685            | 1 459 | 605               | 828   | 143                                    | 610   | 800            | 267   | 828            | 760        | 34.6           |      |                   |   |  |
| 3 persons   | 3 264                   | 598   | 626            | 161    | 96             | 9                                 | 448            | 543   | 256               | 126   | 20                                     | 629   | 625            | 219   | 335            | 142        | 28.9           |      |                   |   |  |
| 4 persons   | 2 322                   | 200   | 658            | 259    | 102            | 13                                | 97             | 169   | 14                | 36    | 16                                     | 401   | 613            | 314   | 113            | 17         | 27.9           |      |                   |   |  |
| 5 persons   | 1 262                   | 86    | 351            | 204    | 42             | 8                                 | 21             | 73    | 20                | 19    | 4                                      | 111   | 492            | 241   | 83             | 9          | 31.2           |      |                   |   |  |
| 6 or more persons   | 936                     | 11    | 222            | 182    | 77             | 8                                 | 21             | 8     | 32                | 19    | 4                                      | 72    | 147            | 201   | 55             | 20         | 33.7           |      |                   |   |  |
| Median  | 2.08                    | 2.77  | 3.53           | 4.01   | 3.09           | 2.09                              | 1.44           | 1.29  | 1.27              | 1.12  | 1.14                                   | 1.99  | 2.50           | 3.10  | 1.41           | 1.12       | —              |      |                   |   |  |
| Total persons   | 47 613                  | 4 179 | 8 718          | 4 140  | 1 782          | 409                               | 2 226          | 3 745 | 1 294             | 1 294 | 273                                    | 3 806 | 7 605          | 4 064 | 2 965          | 1 113      | —              |      |                   |   |  |
| <b>PLUMBING FACILITIES BY PERSONS PER ROOM</b>  |                         |       |                |        |                |                                   |                |       |                   |       |  |       |                |       |                |            |                |      |                   |   |  |
| Complete plumbing for exclusive use   | 19 464                  | 1 448 | 2 390          | 1 028  | 521            | 192                               | 1 232          | 2 220 | 909               | 986   | 164                                    | 1 824 | 2 812          | 1 336 | 1 472          | 930        | 31.1           |      |                   |   |  |
| 1.01 or more persons per room   | 1 247                   | 175   | 230            | 154    | 47             | 1                                 | 47             | 81    | 26                | —     | 16                                     | 151   | 168            | 101   | 51             | —          | 29.8           |      |                   |   |  |
| Lacking complete plumbing for exclusive use   | 367                     | 15    | 29             | —      | —              | —                                 | 53             | 82    | 18                | 39    | 19                                     | 18    | 34             | 14    | 27             | 18         | 31.1           |      |                   |   |  |
| 1.01 or more persons per room   | 46                      | 11    | 17             | —      | —              | —                                 | —              | —     | 8                 | —     | —                                      | 10    | —              | —     | —              | —          | 27.2           |      |                   |   |  |
| <b>GROSS RENT AS PERCENTAGE OF HOUSEHOLD INCOME IN 1979</b>                                       |                         |       |                |        |                |                                   |                |       |                   |       |  |       |                |       |                |            |                |      |                   |   |  |
| <b>Specified renter-occupied housing units</b>  |                         |       |                |        |                |                                   |                |       |                   |       |  |       |                |       |                |            |                |      |                   |   |  |
| Less than 15 percent  | 19 356                  | 1 423 | 2 321          | 992    | 507            | 193                               | 1 279          | 2 291 | 905               | 1 013 | 177                                    | 1 812 | 2 772          | 1 280 | 1 446          | 945        | 31.1           |      |                   |   |  |
| 15 to 19 percent  | 2 515                   | 160   | 438            | 155    | 109            | 37                                | 140            | 358   | 232               | 182   | 40                                     | 66    | 177            | 145   | 193            | 119        | 34.1           |      |                   |   |  |
| 20 to 24 percent  | 2 601                   | 179   | 438            | 216    | 113            | 13                                | 179            | 293   | 188               | 166   | 4                                      | 160   | 284            | 122   | 128            | 94         | 32.1           |      |                   |   |  |
| 25 to 29 percent  | 2 083                   | 262   | 406            | 159    | 47             | 13                                | 182            | 340   | 50                | 171   | 37                                     | 136   | 449            | 178   | 171            | 132        | 30.9           |      |                   |   |  |
| 30 to 34 percent  | 1 846                   | 183   | 262            | 70     | 47             | 52                                | 149            | 354   | 92                | 79    | 18                                     | 143   | 250            | 116   | 137            | 79         | 29.6           |      |                   |   |  |
| 35 to 49 percent  | 599                     | 167   | 151            | 102    | 50             | 14                                | 102            | 298   | 59                | 77    | 6                                      | 222   | 333            | 80    | 130            | 55         | 29.1           |      |                   |   |  |
| 50 percent or more  | 4 556                   | 234   | 277            | 137    | 37             | 21                                | 235            | 249   | 121               | 122   | 18                                     | 232   | 226            | 169   | 103            | 103        | 29.9           |      |                   |   |  |
| Not computed  | 599                     | 33    | 119            | 41     | 22             | 55                                | 271            | 311   | 157               | 186   | 40                                     | 80    | 867            | 440   | 326            | 30.7       |                |      |                   |   |  |
| Median  | 28.9                    | 27.6  | 22.8           | 23.3   | 22.2           | 29.4                              | 29.3           | 26.6  | 22.9              | 24.2  | 25.1                                   | 43.5  | 33.1           | 36.9  | 32.2           | 37.7       | —              |      |                   |   |  |

Table A—35. Age and Sex of Householder in One-Person Households for Owner- and Renter-Occupied Housing Units With a Black Householder: 1980

[Data are estimates based on a sample, see Introduction. For meaning of symbols, see Introduction. For definitions of terms, see appendixes A and B.]

| The State   | Male householder |                |                |                |                |                   | Female householder |                |                |                |                |                   |            |
|---|------------------|----------------|----------------|----------------|----------------|-------------------|--------------------|----------------|----------------|----------------|----------------|-------------------|------------|
|   | Total            | 15 to 24 years | 25 to 34 years | 35 to 44 years | 45 to 64 years | 65 years and over | Total              | 15 to 24 years | 25 to 34 years | 35 to 44 years | 45 to 64 years | 65 years and over |            |
| <b>Owner-occupied housing units</b> .....   | <b>2 007</b>     | <b>883</b>     | <b>17</b>      | <b>262</b>     | <b>151</b>     | <b>299</b>        | <b>154</b>         | <b>1 124</b>   | <b>16</b>      | <b>77</b>      | <b>112</b>     | <b>522</b>        | <b>397</b> |
| <b>PLUMBING FACILITIES</b>  |                  |                |                |                |                |                   |                    |                |                |                |                |                   |            |
| Complete plumbing for exclusive use .....   | 1 999            | 875            | 17             | 262            | 151            | 291               | 154                | 1 124          | 16             | 77             | 112            | 522               | 397        |
| Lacking complete plumbing for exclusive use .....                                   | 8                | 8              | —              | —              | —              | 8                 | —                  | —              | —              | —              | —              | —                 | —          |
| <b>UNITS IN STRUCTURE</b>   |                  |                |                |                |                |                   |                    |                |                |                |                |                   |            |
| 1, detached or attached .....   | 1 731            | 723            | 2              | 219            | 117            | 254               | 131                | 1 008          | 5              | 70             | 96             | 484               | 353        |
| 2 or more .....   | 239              | 140            | 9              | 41             | 28             | 45                | 17                 | 99             | 11             | —              | 16             | 28                | 44         |
| Mobile home or trailer, etc. ....   | 37               | 20             | 6              | 2              | 6              | —                 | 6                  | 17             | —              | 7              | —              | 10                | —          |
| <b>HOUSEHOLD INCOME IN 1979</b>   |                  |                |                |                |                |                   |                    |                |                |                |                |                   |            |
| Less than \$5,000 .....   | 601              | 103            | —              | 13             | —              | 31                | 59                 | 498            | —              | 6              | 16             | 183               | 293        |
| \$5,000 to \$9,999 .....  | 394              | 183            | 4              | 40             | 12             | 57                | 70                 | 211            | 9              | —              | 5              | 126               | 71         |
| \$10,000 to \$12,499 .....  | 195              | 61             | 5              | 17             | 9              | 30                | —                  | 134            | —              | 15             | 33             | 72                | 14         |
| \$12,500 to \$14,999 .....  | 174              | 108            | —              | 24             | 27             | 41                | 16                 | 66             | —              | 11             | 23             | 32                | —          |
| \$15,000 to \$19,999 .....  | 284              | 171            | 8              | 71             | 58             | 29                | 5                  | 113            | 7              | 30             | 12             | 45                | 19         |
| \$20,000 to \$24,999 .....  | 254              | 180            | —              | 84             | 26             | 66                | 4                  | 74             | —              | 15             | —              | 59                | —          |
| \$25,000 to \$34,999 .....  | 65               | 50             | —              | 3              | 19             | 28                | —                  | 15             | —              | —              | 15             | —                 | —          |
| \$35,000 to \$49,999 .....  | 31               | 23             | —              | 10             | —              | 13                | —                  | 8              | —              | —              | 8              | —                 | —          |
| \$50,000 or more .....  | 9                | 4              | —              | —              | —              | 4                 | —                  | 5              | —              | —              | —              | 5                 | —          |
| Median .....  | \$10 109         | \$14 688       | \$12 250       | \$18 333       | \$16 858       | \$14 421          | \$6 125            | \$6 019        | \$7 222        | \$17 321       | \$12 717       | \$7 241           | \$3 757    |
| Mean .....  | \$11 495         | \$15 057       | \$12 969       | \$17 042       | \$17 457       | \$16 324          | \$7 100            | \$8 696        | \$11 474       | \$15 667       | \$14 925       | \$9 352           | \$4 612    |
| <b>MORTGAGE STATUS AND SELECTED MONTHLY OWNER COSTS</b>                             |                  |                |                |                |                |                   |                    |                |                |                |                |                   |            |
| <b>Specified owner-occupied housing units</b> .....                                 | <b>1 676</b>     | <b>707</b>     | <b>2</b>       | <b>211</b>     | <b>112</b>     | <b>254</b>        | <b>128</b>         | <b>969</b>     | <b>5</b>       | <b>64</b>      | <b>93</b>      | <b>470</b>        | <b>337</b> |
| <b>With a mortgage</b> .....  | <b>1 199</b>     | <b>577</b>     | <b>2</b>       | <b>199</b>     | <b>105</b>     | <b>217</b>        | <b>54</b>          | <b>622</b>     | <b>—</b>       | <b>54</b>      | <b>84</b>      | <b>359</b>        | <b>125</b> |
| Less than \$200 .....   | 195              | 82             | —              | 10             | 22             | 46                | 4                  | 113            | —              | —              | 5              | 62                | 46         |
| \$200 to \$249 .....  | 236              | 76             | —              | 7              | 12             | 32                | 25                 | 160            | —              | 6              | 5              | 102               | 47         |
| \$250 to \$299 .....  | 165              | 79             | —              | 10             | 11             | 45                | 13                 | 86             | —              | 5              | 26             | 55                | —          |
| \$300 to \$349 .....  | 100              | 51             | —              | 33             | —              | 18                | —                  | 49             | —              | 7              | 17             | 12                | 13         |
| \$350 to \$399 .....  | 140              | 59             | 2              | 28             | —              | 23                | 6                  | 81             | —              | 18             | 13             | 50                | —          |
| \$400 to \$499 .....  | 131              | 61             | —              | 34             | 14             | 7                 | 6                  | 70             | —              | 14             | —              | 43                | 13         |
| \$500 to \$599 .....  | 89               | 61             | —              | 14             | 26             | 21                | —                  | 28             | —              | —              | —              | 22                | 6          |
| \$600 to \$749 .....  | 94               | 79             | —              | 44             | 16             | 19                | —                  | 15             | —              | 4              | 6              | 5                 | —          |
| \$750 or more .....   | 49               | 29             | —              | 19             | 4              | 6                 | —                  | 20             | —              | —              | 12             | 8                 | —          |
| Median .....  | \$302            | \$350          | \$375          | \$421          | \$442          | \$284             | \$246              | \$272          | —              | \$375          | \$318          | \$264             | \$218      |
| <b>Not mortgaged</b> .....  | <b>477</b>       | <b>130</b>     | <b>—</b>       | <b>12</b>      | <b>7</b>       | <b>37</b>         | <b>74</b>          | <b>347</b>     | <b>5</b>       | <b>10</b>      | <b>9</b>       | <b>111</b>        | <b>212</b> |
| Less than \$50 .....  | 7                | —              | —              | —              | —              | —                 | —                  | 7              | —              | —              | —              | 7                 | —          |
| \$50 to \$74 .....  | 12               | 12             | —              | 5              | —              | —                 | 7                  | —              | —              | —              | —              | —                 | —          |
| \$75 to \$99 .....  | 87               | 24             | —              | —              | 7              | 10                | 7                  | 63             | —              | —              | —              | 18                | 45         |
| \$100 to \$124 .....  | 129              | 39             | —              | 7              | —              | 12                | 20                 | 90             | —              | —              | —              | 11                | 79         |
| \$125 to \$149 .....  | 126              | 27             | —              | —              | —              | 9                 | 18                 | 99             | —              | 10             | —              | 24                | 65         |
| \$150 to \$199 .....  | 87               | 19             | —              | —              | —              | 6                 | 13                 | 68             | 5              | —              | 9              | 40                | 14         |
| \$200 to \$249 .....  | 29               | 9              | —              | —              | —              | 9                 | 9                  | 20             | —              | —              | —              | 11                | 9          |
| \$250 or more .....   | —                | —              | —              | —              | —              | —                 | —                  | —              | —              | —              | —              | —                 | —          |
| Median .....  | \$126            | \$119          | —              | \$104          | \$88           | \$118             | \$129              | \$128          | \$175          | \$138          | \$175          | \$145             | \$119      |
| <b>SELECTED CHARACTERISTICS</b>   |                  |                |                |                |                |                   |                    |                |                |                |                |                   |            |
| Median selected monthly owner costs as percentage of household income in 1979 ..... | 33.9             | 29.6           | 27.5           | 36.0           | 31.0           | 19.1              | 35.0               | 36.4           | 37.5           | 26.8           | 29.0           | 36.0              | 43.6       |
| With a mortgage .....   | 34.0             | 31.9           | 27.5           | 35.8           | 32.7           | 30.1              | 50+                | 37.1           | —              | 28.2           | 28.0           | 34.4              | 50+        |
| Not mortgaged .....   | 33.6             | 19.0           | —              | 50+            | 10—            | 11.3              | 23.9               | 35.8           | 37.5           | 12.5           | 50+            | 42.3              | 34.4       |
| Income in 1979 below poverty level .....  | 398              | 70             | —              | 7              | —              | 31                | 32                 | 328            | —              | 6              | 16             | 140               | 166        |
| Percent below poverty level .....   | 19.8             | 7.9            | —              | 2.7            | —              | 10.4              | 20.8               | 29.2           | —              | 7.8            | 14.3           | 26.8              | 41.8       |
| <b>Renter-occupied housing units</b> .....  | <b>6 985</b>     | <b>3 720</b>   | <b>685</b>     | <b>1 459</b>   | <b>605</b>     | <b>828</b>        | <b>143</b>         | <b>3 265</b>   | <b>610</b>     | <b>800</b>     | <b>267</b>     | <b>828</b>        | <b>760</b> |
| <b>PLUMBING FACILITIES</b>  |                  |                |                |                |                |                   |                    |                |                |                |                |                   |            |
| Complete plumbing for exclusive use .....   | 6 757            | 3 555          | 650            | 1 397          | 595            | 789               | 124                | 3 202          | 599            | 791            | 260            | 810               | 742        |
| Lacking complete plumbing for exclusive use .....                                   | 228              | 165            | 35             | 62             | 10             | 39                | 19                 | 63             | 11             | 9              | 7              | 18                | 18         |
| <b>UNITS IN STRUCTURE</b>   |                  |                |                |                |                |                   |                    |                |                |                |                |                   |            |
| 1, detached or attached .....   | 1 047            | 461            | 66             | 111            | 111            | 134               | 39                 | 586            | 23             | 115            | 26             | 280               | 142        |
| 2 .....   | 264              | 100            | 12             | 58             | 4              | 7                 | 19                 | 164            | 32             | 17             | 24             | 50                | 41         |
| 3 and 4 .....   | 509              | 260            | 45             | 110            | 24             | 68                | 13                 | 249            | 40             | 39             | 15             | 89                | 66         |
| 5 to 9 .....  | 628              | 333            | 51             | 118            | 81             | 83                | —                  | 295            | 76             | 105            | 37             | 39                | 38         |
| 10 to 49 .....  | 3 106            | 1 853          | 397            | 773            | 286            | 359               | 38                 | 1 253          | 308            | 357            | 127            | 246               | 215        |
| 50 or more .....  | 1 376            | 689            | 107            | 272            | 99             | 177               | 34                 | 687            | 120            | 167            | 31             | 111               | 258        |
| Mobile home or trailer, etc. ....   | 55               | 24             | 7              | 17             | —              | —                 | —                  | 31             | 11             | —              | 7              | 13                | —          |
| <b>HOUSEHOLD INCOME IN 1979</b>   |                  |                |                |                |                |                   |                    |                |                |                |                |                   |            |
| Less than \$5,000 .....   | 2 513            | 1 025          | 224            | 324            | 117            | 250               | 110                | 1 488          | 237            | 135            | 106            | 366               | 650        |
| \$5,000 to \$9,999 .....  | 2 157            | 1 178          | 250            | 563            | 198            | 153               | 14                 | 979            | 229            | 296            | 133            | 261               | 60         |
| \$10,000 to \$12,499 .....  | 880              | 501            | 101            | 198            | 60             | 123               | 19                 | 379            | 99             | 121            | 21             | 99                | 39         |
| \$12,500 to \$14,999 .....  | 413              | 260            | 29             | 154            | 28             | 49                | —                  | 153            | 11             | 110            | 4              | 17                | 11         |
| \$15,000 to \$19,999 .....  | 614              | 426            | 62             | 159            | 99             | 106               | —                  | 188            | 20             | 97             | 9              | 62                | —          |
| \$20,000 to \$24,999 .....  | 191              | 149            | —              | 30             | 61             | 58                | —                  | 42             | 6              | 20             | —              | 16                | —          |
| \$25,000 to \$34,999 .....  | 141              | 112            | 5              | 26             | 36             | 45                | —                  | 29             | 8              | 21             | —              | —                 | —          |
| \$35,000 to \$49,999 .....  | 54               | 47             | 14             | —              | —              | 33                | —                  | 7              | —              | —              | —              | 7                 | —          |
| \$50,000 or more .....  | 22               | 22             | —              | 5              | 6              | 11                | —                  | —              | —              | —              | —              | —                 | —          |
| Median .....  | \$7 267          | \$8 641        | \$6 601        | \$8 961        | \$9 678        | \$10 224          | \$3 663            | \$5 678        | \$6 241        | \$9 603        | \$6 163        | \$5 736           | \$3 642    |
| Mean .....  | \$8 470          | \$9 966        | \$8 216        | \$9 408        | \$11 782       | \$12 059          | \$4 238            | \$6 766        | \$6 844        | \$9 917        | \$5 958        | \$6 717           | \$3 723    |
| <b>GROSS RENT</b>   |                  |                |                |                |                |                   |                    |                |                |                |                |                   |            |
| <b>Specified renter-occupied housing units</b> .....                                | <b>6 912</b>     | <b>3 690</b>   | <b>679</b>     | <b>1 453</b>   | <b>605</b>     | <b>816</b>        | <b>137</b>         | <b>3 222</b>   | <b>610</b>     | <b>793</b>     | <b>267</b>     | <b>792</b>        | <b>760</b> |
| Less than \$100 .....   | 755              | 170            | 17             | 24             | 8              | 57                | 64                 | 585            | 18             | 47             | 23             | 126               | 371        |
| \$100 to \$149 .....  | 682              | 373            | 66             | 121            | 71             | 107               | 8                  | 309            | 17             | 50             | 49             | 113               | 80         |
| \$150 to \$199 .....  | 1 639            | 940            | 153            | 419            | 152            | 196               | 20                 | 699            | 213            | 114            | 58             | 191               | 123        |
| \$200 to \$249 .....  | 1 966            | 1 182          | 246            | 470            | 206            | 233               | 27                 | 784            | 235            | 208            | 91             | 155               | 95         |
| \$250 to \$299 .....  | 992              | 544            | 127            | 206            | 107            | 98                | 6                  | 448            | 94             | 213            | 25             | 90                | 26         |
| \$300 to \$349 .....  | 471              | 238            | 28             | 95             | 29             | 80                | 6                  | 233            | 33             | 97             | 11             | 76                | 16         |
| \$350 to \$399 .....  | 184              | 114            | 30             | 43             | 12             | 23                | 6                  | 70             | —              | 36             | 10             | 17                | 7          |
| \$400 to \$499 .....  | 145              | 88             | 12             | 46             | 16             | 14                | —                  | 57             | —              | 28             | —              | 14                | 15         |
| \$500 or more .....   | 39               | 29             | —              | 17             | 4              | 8                 | —                  | 10             | —              | —              | —              | 10                | —          |
| No cash rent .....  | 39               | 12             | —              | 12             | —              | —                 | —                  | 27             | —              | —              | —              | —                 | 27         |
| Median .....  | \$208            | \$211          | \$214          | \$212          | \$217          | \$208             | \$116              | \$200          | \$211          | \$245          | \$202          | \$180             | \$98       |
| <b>SELECTED CHARACTERISTICS</b>   |                  |                |                |                |                |                   |                    |                |                |                |                |                   |            |
| Median gross rent as percentage of household income in 1979 .....                   | 31.2             | 29.2           | 36.8           | 29.0           | 27.0           | 24.4              | 26.8               | 33.4           | 36.7           | 31.0           | 37.7           | 31.9              | 35.1       |
| Income in 1979 below poverty level .....  | 1 978            | 783            | 178            | 262            | 86             | 182               | 75                 | 1 195          | 177            | 109            | 100            | 322               | 487        |
| Percent below poverty level .....   | 28.3             | 21.0           | 26.0           | 18.0           | 14.2           | 22.0              | 52.4               | 36.6           | 29.0           | 13.6           | 37.5           | 38.9              | 64.1       |

**Table A—36. Value of Owner-Occupied Housing Units With an American Indian, Eskimo, or Aleut Householder: 1980**

[Data are estimates based on a sample, see Introduction. For meaning of symbols, see Introduction. For definitions of terms, see appendixes A and B.]

| The State   | Total           | Less than \$10,000 | \$10,000 to \$19,999 | \$20,000 to \$29,999 | \$30,000 to \$39,999 | \$40,000 to \$49,999 | \$50,000 to \$59,999 | \$60,000 to \$79,999 | \$80,000 to \$99,999 | \$100,000 to \$149,999 | \$150,000 or more | Median (dollars) | Mean (dollars) |
|---|-----------------|--------------------|----------------------|----------------------|----------------------|----------------------|----------------------|----------------------|----------------------|------------------------|-------------------|------------------|----------------|
| <b>Specified owner-occupied housing units</b> -----   | <b>2 183</b>    | <b>61</b>          | <b>136</b>           | <b>164</b>           | <b>215</b>           | <b>276</b>           | <b>365</b>           | <b>601</b>           | <b>187</b>           | <b>143</b>             | <b>35</b>         | <b>55 200</b>    | <b>58 300</b>  |
| <b>HOUSEHOLD TYPE AND AGE OF HOUSEHOLDER</b>  |                 |                    |                      |                      |                      |                      |                      |                      |                      |                        |                   |                  |                |
| <b>Married-couple families</b> -----  | <b>1 652</b>    | <b>37</b>          | <b>50</b>            | <b>122</b>           | <b>124</b>           | <b>193</b>           | <b>322</b>           | <b>484</b>           | <b>157</b>           | <b>128</b>             | <b>35</b>         | <b>58 900</b>    | <b>62 300</b>  |
| 15 to 24 years -----  | 35              | 6                  | 4                    | 4                    | 10                   | 8                    | 7                    | 8                    | 7                    | —                      | —                 | 45 800           | 51 900         |
| 25 to 34 years -----  | 500             | 10                 | —                    | 47                   | 44                   | 44                   | 103                  | 170                  | 61                   | 19                     | 2                 | 60 200           | 60 500         |
| 35 to 44 years -----  | 416             | 8                  | 14                   | 28                   | 23                   | 68                   | 82                   | 100                  | 69                   | 18                     | 6                 | 57 900           | 61 000         |
| 45 to 64 years -----  | 580             | 11                 | 20                   | 30                   | 50                   | 50                   | 108                  | 194                  | 20                   | 70                     | 27                | 62 100           | 66 900         |
| 65 years and over -----   | 121             | 8                  | 10                   | 13                   | 7                    | 21                   | 29                   | 12                   | —                    | 21                     | —                 | 50 400           | 55 700         |
| <b>Male householder, no wife present</b> -----  | <b>216</b>      | <b>10</b>          | <b>45</b>            | <b>6</b>             | <b>40</b>            | <b>18</b>            | <b>8</b>             | <b>52</b>            | <b>22</b>            | <b>15</b>              | —                 | <b>41 900</b>    | <b>50 000</b>  |
| 15 to 24 years -----  | 39              | —                  | 9                    | 1                    | 15                   | 6                    | 2                    | —                    | 6                    | —                      | —                 | 38 200           | 40 500         |
| 25 to 34 years -----  | 62              | —                  | 2                    | 3                    | —                    | 6                    | 6                    | 30                   | —                    | 15                     | —                 | 68 000           | 71 600         |
| 35 to 44 years -----  | 38              | —                  | —                    | —                    | 10                   | 6                    | —                    | 14                   | 8                    | —                      | —                 | 61 900           | 60 400         |
| 45 to 64 years -----  | 44              | 8                  | 20                   | —                    | —                    | —                    | —                    | 8                    | 8                    | —                      | —                 | 15 400           | 39 000         |
| 65 years and over -----   | 33              | 2                  | 14                   | 2                    | 15                   | —                    | —                    | —                    | —                    | —                      | —                 | 20 600           | 23 400         |
| <b>Female householder, no husband present</b> -----   | <b>315</b>      | <b>14</b>          | <b>41</b>            | <b>36</b>            | <b>51</b>            | <b>65</b>            | <b>35</b>            | <b>65</b>            | <b>8</b>             | —                      | —                 | <b>43 100</b>    | <b>42 600</b>  |
| 15 to 24 years -----  | 13              | —                  | —                    | —                    | 6                    | 7                    | —                    | —                    | —                    | —                      | —                 | 55 400           | 52 900         |
| 25 to 34 years -----  | 71              | 10                 | 8                    | —                    | 7                    | 14                   | 4                    | 28                   | —                    | —                      | —                 | 43 800           | 45 500         |
| 35 to 44 years -----  | 59              | —                  | —                    | —                    | —                    | 27                   | 12                   | 20                   | —                    | —                      | —                 | 55 300           | 55 000         |
| 45 to 64 years -----  | 101             | 3                  | 12                   | 15                   | 28                   | 18                   | 7                    | 10                   | 8                    | —                      | —                 | 33 700           | 41 600         |
| 65 years and over -----   | 71              | 1                  | 21                   | 21                   | 16                   | —                    | 5                    | 7                    | —                    | —                      | —                 | 21 800           | 29 100         |
| <b>Median age</b> -----   | <b>42.2</b>     | <b>54.2</b>        | <b>54.0</b>          | <b>44.4</b>          | <b>51.1</b>          | <b>40.4</b>          | <b>39.6</b>          | <b>40.8</b>          | <b>40.0</b>          | <b>51.3</b>            | <b>51.6</b>       | ...              | ...            |
| <b>YEAR HOUSEHOLDER MOVED INTO UNIT</b>   |                 |                    |                      |                      |                      |                      |                      |                      |                      |                        |                   |                  |                |
| 1979 to March 1980 -----  | 541             | 20                 | 34                   | 12                   | 54                   | 66                   | 68                   | 167                  | 63                   | 51                     | 6                 | 61 400           | 62 000         |
| 1975 to 1978 -----  | 720             | 22                 | 18                   | 65                   | 72                   | 74                   | 100                  | 244                  | 58                   | 45                     | 22                | 60 800           | 62 100         |
| 1970 to 1974 -----  | 421             | 4                  | 39                   | 20                   | 34                   | 80                   | 71                   | 105                  | 50                   | 11                     | 7                 | 53 800           | 56 500         |
| 1960 to 1969 -----  | 346             | 1                  | 15                   | 31                   | 22                   | 45                   | 113                  | 74                   | 16                   | 29                     | —                 | 54 300           | 56 700         |
| 1959 or earlier -----   | 155             | 14                 | 30                   | 36                   | 33                   | 11                   | 13                   | 11                   | —                    | 7                      | —                 | 23 800           | 35 700         |
| <b>ROOMS</b>  |                 |                    |                      |                      |                      |                      |                      |                      |                      |                        |                   |                  |                |
| 1 to 3 rooms -----  | 73              | 27                 | 14                   | 7                    | 15                   | 8                    | —                    | 2                    | —                    | —                      | —                 | 13 400           | 21 200         |
| 4 rooms -----   | 257             | 11                 | 50                   | 52                   | 44                   | 40                   | 31                   | 15                   | 14                   | —                      | —                 | 33 700           | 36 900         |
| 5 rooms -----   | 523             | 10                 | 34                   | 63                   | 71                   | 104                  | 85                   | 127                  | 15                   | 14                     | —                 | 48 300           | 48 400         |
| 6 rooms -----   | 397             | 7                  | 36                   | 17                   | 63                   | 55                   | 78                   | 98                   | 16                   | 17                     | 10                | 52 300           | 55 100         |
| 7 rooms -----   | 351             | 5                  | 2                    | 8                    | 22                   | 49                   | 72                   | 133                  | 43                   | 17                     | —                 | 62 100           | 63 200         |
| 8 or more rooms -----   | 582             | 1                  | —                    | 17                   | —                    | 20                   | 99                   | 226                  | 99                   | 95                     | 25                | 74 400           | 80 400         |
| <b>Median</b> -----   | <b>6.1</b>      | <b>3.8</b>         | <b>4.6</b>           | <b>4.9</b>           | <b>5.2</b>           | <b>5.4</b>           | <b>6.4</b>           | <b>6.9</b>           | <b>7.6</b>           | <b>8.5+</b>            | <b>8.5+</b>       | ...              | ...            |
| <b>BEDROOMS</b>   |                 |                    |                      |                      |                      |                      |                      |                      |                      |                        |                   |                  |                |
| None -----  | 23              | 8                  | —                    | —                    | 15                   | —                    | —                    | —                    | —                    | —                      | —                 | 31 200           | 23 800         |
| 1 -----   | 110             | 19                 | 26                   | 12                   | 3                    | 21                   | 21                   | —                    | 8                    | —                      | —                 | 23 300           | 33 600         |
| 2 -----   | 579             | 24                 | 63                   | 83                   | 85                   | 106                  | 65                   | 117                  | 13                   | 16                     | 7                 | 45 100           | 46 200         |
| 3 -----   | 791             | 7                  | 25                   | 43                   | 79                   | 108                  | 162                  | 220                  | 94                   | 43                     | 10                | 57 900           | 61 000         |
| 4 -----   | 522             | 3                  | 22                   | 26                   | 27                   | 35                   | 71                   | 204                  | 59                   | 61                     | 14                | 67 100           | 69 200         |
| 5 or more -----   | 158             | —                  | —                    | —                    | 6                    | 6                    | 46                   | 60                   | 13                   | 23                     | 4                 | 71 700           | 75 100         |
| <b>YEAR STRUCTURE BUILT</b>   |                 |                    |                      |                      |                      |                      |                      |                      |                      |                        |                   |                  |                |
| 1975 to March 1980 -----  | 443             | 2                  | 19                   | 28                   | 12                   | 43                   | 23                   | 170                  | 70                   | 58                     | 18                | 72 600           | 73 500         |
| 1970 to 1974 -----  | 379             | —                  | 29                   | 11                   | 43                   | 36                   | 75                   | 112                  | 55                   | 11                     | 7                 | 59 200           | 60 400         |
| 1960 to 1969 -----  | 419             | 16                 | 14                   | 11                   | 17                   | 59                   | 60                   | 182                  | 25                   | 29                     | 6                 | 62 500           | 62 900         |
| 1950 to 1959 -----  | 434             | 18                 | 7                    | 27                   | 39                   | 78                   | 128                  | 86                   | 17                   | 30                     | 4                 | 52 800           | 56 500         |
| 1940 to 1949 -----  | 119             | 1                  | 11                   | 14                   | 26                   | 15                   | 36                   | 7                    | 2                    | 7                      | —                 | 47 500           | 47 800         |
| 1939 or earlier -----   | 389             | 24                 | 56                   | 73                   | 78                   | 45                   | 43                   | 44                   | 18                   | 8                      | —                 | 32 900           | 39 000         |
| <b>HOUSEHOLD INCOME IN 1979</b>   |                 |                    |                      |                      |                      |                      |                      |                      |                      |                        |                   |                  |                |
| Less than \$5,000 -----   | 184             | 34                 | 45                   | 14                   | 35                   | 32                   | 7                    | 15                   | 2                    | —                      | —                 | 29 700           | 30 100         |
| \$5,000 to \$9,999 -----  | 308             | 8                  | 43                   | 80                   | 46                   | 13                   | 43                   | 61                   | —                    | 14                     | —                 | 32 900           | 42 200         |
| \$10,000 to \$12,499 -----  | 132             | —                  | 22                   | 3                    | 25                   | 35                   | 17                   | 17                   | 13                   | —                      | —                 | 45 900           | 45 600         |
| \$12,500 to \$14,999 -----  | 155             | 3                  | 7                    | 24                   | 2                    | 20                   | 28                   | 40                   | 6                    | 25                     | —                 | 57 300           | 61 800         |
| \$15,000 to \$19,999 -----  | 300             | 15                 | 9                    | 14                   | 49                   | 55                   | 62                   | 64                   | 24                   | 8                      | —                 | 50 800           | 51 700         |
| \$20,000 to \$24,999 -----  | 343             | 1                  | —                    | 12                   | 25                   | 72                   | 104                  | 83                   | 31                   | 15                     | —                 | 56 100           | 59 400         |
| \$25,000 to \$34,999 -----  | 441             | —                  | 10                   | 17                   | 33                   | 22                   | 82                   | 185                  | 48                   | 44                     | —                 | 65 000           | 66 300         |
| \$35,000 to \$49,999 -----  | 236             | —                  | —                    | —                    | —                    | 19                   | 16                   | 93                   | 51                   | 28                     | 29                | 78 200           | 89 400         |
| \$50,000 or more -----  | 84              | —                  | —                    | —                    | —                    | 8                    | 6                    | 43                   | 12                   | 9                      | 6                 | 72 100           | 81 400         |
| <b>Median</b> -----   | <b>\$20 159</b> | <b>\$4 375</b>     | <b>\$8 214</b>       | <b>\$9 231</b>       | <b>\$14 375</b>      | <b>\$17 375</b>      | <b>\$21 062</b>      | <b>\$25 986</b>      | <b>\$29 489</b>      | <b>\$30 314</b>        | <b>\$42 658</b>   | ...              | ...            |
| <b>Mean</b> -----   | <b>\$21 601</b> | <b>\$6 849</b>     | <b>\$8 645</b>       | <b>\$12 138</b>      | <b>\$14 153</b>      | <b>\$18 935</b>      | <b>\$20 891</b>      | <b>\$27 092</b>      | <b>\$29 593</b>      | <b>\$28 870</b>        | <b>\$49 485</b>   | ...              | ...            |
| <b>MORTGAGE STATUS AND SELECTED MONTHLY OWNER COSTS AS PERCENTAGE OF HOUSEHOLD INCOME IN 1979</b> |                 |                    |                      |                      |                      |                      |                      |                      |                      |                        |                   |                  |                |
| <b>With a mortgage</b> -----  | <b>1 723</b>    | <b>8</b>           | <b>29</b>            | <b>68</b>            | <b>173</b>           | <b>248</b>           | <b>298</b>           | <b>575</b>           | <b>176</b>           | <b>117</b>             | <b>31</b>         | <b>61 100</b>    | <b>63 700</b>  |
| Less than 15 percent -----  | 314             | —                  | 5                    | 6                    | 18                   | 52                   | 22                   | 145                  | 21                   | 32                     | 13                | 67 600           | 70 600         |
| 15 to 19 percent -----  | 395             | 3                  | —                    | 14                   | 54                   | 66                   | 113                  | 83                   | 44                   | 15                     | 3                 | 54 100           | 58 900         |
| 20 to 24 percent -----  | 244             | —                  | —                    | 3                    | 5                    | 15                   | 47                   | 84                   | 74                   | 16                     | —                 | 68 900           | 71 700         |
| 25 to 29 percent -----  | 181             | —                  | 8                    | 11                   | 17                   | 19                   | 43                   | 50                   | 6                    | 18                     | 9                 | 54 600           | 65 900         |
| 30 to 34 percent -----  | 147             | —                  | —                    | —                    | 17                   | 35                   | 14                   | 75                   | 6                    | —                      | —                 | 61 500           | 59 200         |
| 35 percent or more -----  | 419             | 5                  | 13                   | 34                   | 52                   | 55                   | 57                   | 138                  | 23                   | 36                     | 6                 | 58 600           | 60 300         |
| Not computed -----  | 23              | —                  | 3                    | —                    | 10                   | 6                    | 2                    | —                    | 2                    | —                      | —                 | 39 300           | 43 200         |
| <b>Median</b> -----   | <b>22.9</b>     | <b>36.0</b>        | <b>32.0</b>          | <b>35.0</b>          | <b>26.3</b>          | <b>21.0</b>          | <b>21.4</b>          | <b>23.5</b>          | <b>21.5</b>          | <b>23.6</b>            | <b>19.2</b>       | ...              | ...            |
| <b>Not mortgaged</b> -----  | <b>460</b>      | <b>53</b>          | <b>107</b>           | <b>96</b>            | <b>42</b>            | <b>28</b>            | <b>67</b>            | <b>26</b>            | <b>11</b>            | <b>26</b>              | <b>4</b>          | <b>26 400</b>    | <b>37 800</b>  |
| Less than 10 percent -----  | 131             | 3                  | 15                   | 18                   | 24                   | 6                    | 58                   | 3                    | —                    | —                      | 4                 | 49 600           | 45 200         |
| 10 to 14 percent -----  | 109             | 14                 | 21                   | 41                   | 6                    | 11                   | 6                    | —                    | 5                    | 5                      | —                 | 26 000           | 32 500         |
| 15 to 19 percent -----  | 70              | 8                  | 15                   | 13                   | 6                    | —                    | —                    | 8                    | 6                    | 14                     | —                 | 29 600           | 49 700         |
| 20 to 24 percent -----  | 45              | —                  | 20                   | 5                    | —                    | 6                    | —                    | 7                    | —                    | 7                      | —                 | 22 100           | 47 000         |
| 25 to 29 percent -----  | 24              | 8                  | —                    | 16                   | —                    | —                    | —                    | —                    | —                    | —                      | —                 | 20 600           | 16 700         |
| 30 to 34 percent -----  | 22              | —                  | 8                    | —                    | 6                    | —                    | —                    | 8                    | —                    | —                      | —                 | 32 500           | 43 000         |
| 35 percent or more -----  | 11              | —                  | —                    | 3                    | —                    | 5                    | 3                    | —                    | —                    | —                      | —                 | 42 500           | 41 900         |
| Not computed -----  | 48              | 20                 | 28                   | —                    | —                    | —                    | —                    | —                    | —                    | —                      | —                 | 11 000           | 11 000         |
| <b>Median</b> -----   | <b>13.4</b>     | <b>14.8</b>        | <b>16.2</b>          | <b>13.7</b>          | <b>10—</b>           | <b>13.6</b>          | <b>10—</b>           | <b>21.4</b>          | <b>15.4</b>          | <b>17.9</b>            | <b>10—</b>        | ...              | ...            |
| <b>SELECTED CHARACTERISTICS</b>   |                 |                    |                      |                      |                      |                      |                      |                      |                      |                        |                   |                  |                |
| <b>Complete plumbing for exclusive use</b> -----  | <b>2 153</b>    | <b>59</b>          | <b>136</b>           | <b>164</b>           | <b>187</b>           | <b>276</b>           | <b>365</b>           | <b>601</b>           | <b>187</b>           | <b>143</b>             | <b>35</b>         | <b>55 800</b>    | <b>58 600</b>  |
| 1.01 or more persons per room -----   | 81              | 16                 | 7                    | 18                   | 22                   | 6                    | 8                    | 4                    | —                    | —                      | —                 | 27 400           | 29 600         |
| <b>Lacking complete plumbing for exclusive use</b> -----  | <b>30</b>       | <b>2</b>           | —                    | —                    | <b>28</b>            | —                    | —                    | —                    | —                    | —                      | —                 | <b>34 300</b>    | <b>33 000</b>  |
| 1.01 or more persons per room -----   | 2               | —                  | —                    | —                    | —                    | —                    | —                    | —                    | —                    | —                      | —                 | 10000—           | 7 500          |
| <b>Heating equipment</b> -----  | <b>2 183</b>    | <b>61</b>          | <b>136</b>           | <b>164</b>           | <b>215</b>           | <b>276</b>           | <b>365</b>           | <b>601</b>           | <b>187</b>           | <b>143</b>             | <b>35</b>         | <b>55 200</b>    | <b>58 300</b>  |
| Central heating system -----  | 1 906           | 24                 | 76                   | 111                  | 170                  | 258                  | 336                  | 587                  | 177                  | 132                    | 35                | 59 000           | 61 700         |
| <b>Air conditioning</b> -----   | <b>418</b>      | <b>2</b>           | <b>25</b>            | <b>29</b>            | <b>69</b>            | <b>53</b>            | <b>82</b>            | <b>88</b>            | <b>50</b>            | <b>11</b>              | <b>9</b>          | <b>52 600</b>    | <b>57 500</b>  |
| Central system -----  | 209             | —                  | —                    | —                    | 25                   | 19                   | 49                   | 54                   | 42                   | 11                     | 9                 | 64 800           | 71 100         |
| <b>Income in 1979 below poverty level</b> -----   | <b>231</b>      | <b>35</b>          | <b>38</b>            | <b>26</b>            | <b>49</b>            | <b>32</b>            | <b>29</b>            |                      |                      |                        |                   |                  |                |

Table A—37. Gross Rent of Renter-Occupied Housing Units With an American Indian, Eskimo, or Aleut Householder: 1980

[Data are estimates based on a sample, see Introduction. For meaning of symbols, see Introduction. For definitions of terms, see appendixes A and B.]

| The State   | Total        | Less than \$100 | \$100 to \$149 | \$150 to \$199 | \$200 to \$249 | \$250 to \$299 | \$300 to \$349 | \$350 to \$399 | \$400 to \$499 | \$500 or more | No cash rent | Median (dollars) |
|---|--------------|-----------------|----------------|----------------|----------------|----------------|----------------|----------------|----------------|---------------|--------------|------------------|
| <b>Specified renter-occupied housing units</b> .....                      | <b>3 300</b> | <b>298</b>      | <b>319</b>     | <b>459</b>     | <b>628</b>     | <b>543</b>     | <b>328</b>     | <b>202</b>     | <b>274</b>     | <b>165</b>    | <b>84</b>    | <b>241</b>       |
| <b>HOUSEHOLD TYPE AND AGE OF HOUSEHOLDER</b>                              |              |                 |                |                |                |                |                |                |                |               |              |                  |
| <b>Married-couple families</b> .....                                      | <b>1 295</b> | <b>14</b>       | <b>98</b>      | <b>160</b>     | <b>261</b>     | <b>204</b>     | <b>188</b>     | <b>74</b>      | <b>161</b>     | <b>75</b>     | <b>60</b>    | <b>271</b>       |
| 15 to 24 years.....   | 294          | —               | 36             | 36             | 67             | 56             | 44             | 5              | 28             | 1             | 21           | 249              |
| 25 to 34 years.....   | 568          | 14              | 31             | 57             | 123            | 106            | 84             | 38             | 61             | 30            | 24           | 270              |
| 35 to 44 years.....   | 208          | —               | 24             | 39             | 14             | 21             | 27             | 26             | 49             | 8             | —            | 311              |
| 45 to 64 years.....   | 204          | —               | 7              | 28             | 49             | 21             | 20             | 5              | 23             | 36            | 15           | 263              |
| 65 years and over.....  | 21           | —               | —              | —              | 8              | —              | 13             | —              | —              | —             | —            | 310              |
| <b>Male householder, no wife present</b> .....                            | <b>940</b>   | <b>120</b>      | <b>120</b>     | <b>130</b>     | <b>190</b>     | <b>152</b>     | <b>68</b>      | <b>49</b>      | <b>43</b>      | <b>51</b>     | <b>17</b>    | <b>222</b>       |
| 15 to 24 years.....   | 305          | 3               | 18             | 49             | 82             | 72             | 23             | 23             | 20             | 15            | —            | 250              |
| 25 to 34 years.....   | 289          | 17              | 44             | 31             | 60             | 48             | 25             | 19             | 23             | 13            | 9            | 231              |
| 35 to 44 years.....   | 116          | 11              | 7              | 11             | 29             | 18             | 16             | 7              | —              | 12            | 5            | 242              |
| 45 to 64 years.....   | 141          | 32              | 28             | 34             | 19             | 14             | 4              | —              | —              | 7             | 3            | 170              |
| 65 years and over.....  | 89           | 57              | 23             | 5              | —              | —              | —              | —              | —              | 4             | —            | 72               |
| <b>Female householder, no husband present</b> .....                       | <b>1 065</b> | <b>164</b>      | <b>101</b>     | <b>169</b>     | <b>177</b>     | <b>187</b>     | <b>72</b>      | <b>79</b>      | <b>70</b>      | <b>39</b>     | <b>7</b>     | <b>219</b>       |
| 15 to 24 years.....   | 254          | 10              | 34             | 53             | 50             | 35             | 17             | 24             | 7              | 24            | —            | 221              |
| 25 to 34 years.....   | 385          | 37              | 33             | 66             | 82             | 70             | 42             | 22             | 33             | —             | —            | 228              |
| 35 to 44 years.....   | 198          | 21              | 10             | 17             | 25             | 50             | 13             | 17             | 30             | 15            | —            | 273              |
| 45 to 64 years.....   | 137          | 59              | 2              | 8              | 20             | 32             | —              | 16             | —              | —             | —            | 188              |
| 65 years and over.....  | 91           | 37              | 22             | 25             | —              | —              | —              | —              | —              | —             | 7            | 106              |
| <b>Median age</b> .....   | <b>30.8</b>  | <b>55.8</b>     | <b>32.0</b>    | <b>29.0</b>    | <b>28.7</b>    | <b>28.8</b>    | <b>30.1</b>    | <b>30.6</b>    | <b>32.5</b>    | <b>34.9</b>   | <b>31.8</b>  | <b>...</b>       |
| <b>YEAR HOUSEHOLDER MOVED INTO UNIT</b>                                   |              |                 |                |                |                |                |                |                |                |               |              |                  |
| 1979 to March 1980.....   | 2 410        | 170             | 244            | 315            | 460            | 420            | 256            | 128            | 218            | 138           | 61           | 248              |
| 1975 to 1978.....   | 691          | 100             | 31             | 113            | 147            | 101            | 50             | 67             | 56             | 19            | 7            | 223              |
| 1970 to 1974.....   | 134          | 17              | 44             | 18             | 21             | 16             | 8              | —              | —              | 4             | 6            | 175              |
| 1960 to 1969.....   | 38           | —               | —              | 13             | —              | 6              | 8              | 7              | —              | —             | 4            | 267              |
| 1959 or earlier.....  | 27           | 11              | —              | —              | —              | —              | 6              | —              | —              | 4             | 6            | 99               |
| <b>ROOMS</b>  |              |                 |                |                |                |                |                |                |                |               |              |                  |
| 1 room.....   | 199          | 53              | 55             | 58             | 11             | 5              | 14             | —              | —              | —             | 3            | 139              |
| 2 rooms.....  | 363          | 33              | 71             | 120            | 63             | 8              | 36             | 7              | 15             | 6             | 4            | 176              |
| 3 rooms.....  | 696          | 86              | 78             | 100            | 254            | 120            | 19             | 6              | 18             | 9             | 6            | 212              |
| 4 rooms.....  | 886          | 58              | 47             | 113            | 171            | 182            | 146            | 94             | 28             | 8             | 39           | 260              |
| 5 rooms.....  | 601          | 42              | 50             | 47             | 84             | 144            | 74             | 43             | 68             | 28            | 21           | 280              |
| 6 rooms.....  | 239          | 10              | 4              | 13             | 21             | 51             | 27             | 36             | 62             | 6             | 9            | 330              |
| 7 or more rooms.....  | 316          | 16              | 14             | 8              | 24             | 33             | 12             | 16             | 83             | 108           | 2            | 441              |
| <b>Median</b> .....   | <b>3.9</b>   | <b>3.2</b>      | <b>2.9</b>     | <b>3.0</b>     | <b>3.4</b>     | <b>4.3</b>     | <b>4.2</b>     | <b>4.4</b>     | <b>5.6</b>     | <b>7.3</b>    | <b>4.2</b>   | <b>...</b>       |
| <b>PLUMBING FACILITIES BY PERSONS PER ROOM AND POVERTY STATUS IN 1979</b> |              |                 |                |                |                |                |                |                |                |               |              |                  |
| <b>All income levels in 1979</b> .....                                    | <b>3 300</b> | <b>298</b>      | <b>319</b>     | <b>459</b>     | <b>628</b>     | <b>543</b>     | <b>328</b>     | <b>202</b>     | <b>274</b>     | <b>165</b>    | <b>84</b>    | <b>241</b>       |
| <b>Complete plumbing for exclusive use</b> .....                          | <b>3 219</b> | <b>275</b>      | <b>302</b>     | <b>448</b>     | <b>613</b>     | <b>537</b>     | <b>328</b>     | <b>202</b>     | <b>274</b>     | <b>161</b>    | <b>79</b>    | <b>243</b>       |
| 0.50 or less.....   | 1 334        | 146             | 81             | 189            | 268            | 207            | 95             | 101            | 111            | 93            | 43           | 242              |
| 0.51 to 1.00.....   | 1 458        | 113             | 136            | 153            | 286            | 273            | 174            | 80             | 142            | 68            | 33           | 254              |
| 1.01 to 1.50.....   | 285          | 4               | 60             | 65             | 24             | 50             | 37             | 21             | 21             | —             | 3            | 232              |
| 1.51 or more.....   | 142          | 12              | 25             | 41             | 35             | 7              | 22             | —              | —              | —             | —            | 194              |
| <b>Lacking complete plumbing for exclusive use</b> .....                  | <b>81</b>    | <b>23</b>       | <b>17</b>      | <b>11</b>      | <b>15</b>      | <b>6</b>       | <b>—</b>       | <b>—</b>       | <b>—</b>       | <b>4</b>      | <b>5</b>     | <b>133</b>       |
| 0.50 or less.....   | 28           | 8               | 11             | 5              | —              | —              | —              | —              | —              | 4             | —            | 125              |
| 0.51 to 1.00.....   | 53           | 15              | 6              | 6              | 15             | 6              | —              | —              | —              | —             | 5            | 185              |
| 1.01 to 1.50.....   | —            | —               | —              | —              | —              | —              | —              | —              | —              | —             | —            | —                |
| 1.51 or more.....   | —            | —               | —              | —              | —              | —              | —              | —              | —              | —             | —            | —                |
| <b>Income in 1979 below poverty level</b> .....                           | <b>1 051</b> | <b>225</b>      | <b>184</b>     | <b>157</b>     | <b>142</b>     | <b>142</b>     | <b>58</b>      | <b>61</b>      | <b>35</b>      | <b>29</b>     | <b>18</b>    | <b>185</b>       |
| <b>Complete plumbing for exclusive use</b> .....                          | <b>1 018</b> | <b>213</b>      | <b>178</b>     | <b>152</b>     | <b>137</b>     | <b>142</b>     | <b>58</b>      | <b>61</b>      | <b>35</b>      | <b>29</b>     | <b>13</b>    | <b>188</b>       |
| 1.01 or more persons per room.....  | 178          | 12              | 49             | 48             | 21             | 6              | 15             | 12             | 12             | —             | 3            | 159              |
| <b>Lacking complete plumbing for exclusive use</b> .....                  | <b>33</b>    | <b>12</b>       | <b>6</b>       | <b>5</b>       | <b>5</b>       | <b>—</b>       | <b>—</b>       | <b>—</b>       | <b>—</b>       | <b>—</b>      | <b>5</b>     | <b>127</b>       |
| 1.01 or more persons per room.....  | —            | —               | —              | —              | —              | —              | —              | —              | —              | —             | —            | —                |
| <b>BEDROOMS</b>   |              |                 |                |                |                |                |                |                |                |               |              |                  |
| None.....   | 287          | 61              | 109            | 62             | 14             | 5              | 21             | —              | 12             | —             | 3            | 134              |
| 1.....  | 1 022        | 120             | 106            | 215            | 312            | 142            | 49             | 36             | 19             | 6             | 17           | 207              |
| 2.....  | 1 163        | 55              | 42             | 150            | 213            | 284            | 166            | 102            | 72             | 33            | 46           | 269              |
| 3.....  | 626          | 46              | 52             | 21             | 71             | 92             | 87             | 58             | 131            | 58            | 10           | 315              |
| 4.....  | 142          | 6               | 10             | 6              | 18             | 4              | 5              | 6              | 35             | 44            | 8            | 434              |
| 5 or more.....  | 60           | 10              | —              | 5              | —              | 16             | —              | —              | 5              | 24            | —            | 296              |
| <b>UNITS IN STRUCTURE</b>   |              |                 |                |                |                |                |                |                |                |               |              |                  |
| 1, detached or attached.....  | 1 068        | 64              | 102            | 96             | 89             | 107            | 113            | 116            | 237            | 123           | 21           | 329              |
| 2.....  | 253          | —               | 15             | 49             | 67             | 51             | 22             | 22             | 19             | —             | 8            | 245              |
| 3 and 4.....  | 259          | 11              | 65             | 40             | 55             | 34             | 37             | 6              | 11             | —             | —            | 206              |
| 5 to 9.....   | 351          | 58              | 47             | 57             | 118            | 28             | 18             | —              | —              | 11            | 14           | 202              |
| 10 to 49.....   | 917          | 128             | 51             | 159            | 223            | 188            | 85             | 36             | —              | 21            | 26           | 220              |
| 50 or more.....   | 236          | 37              | 30             | 21             | 25             | 76             | 33             | 14             | —              | —             | —            | 254              |
| Mobile home or trailer, etc.....  | 216          | —               | 9              | 37             | 51             | 59             | 20             | 8              | 7              | 10            | 15           | 252              |
| <b>YEAR STRUCTURE BUILT</b>   |              |                 |                |                |                |                |                |                |                |               |              |                  |
| 1975 to March 1980.....   | 339          | 59              | 36             | 16             | 37             | 38             | 44             | 14             | 55             | 32            | 8            | 277              |
| 1970 to 1974.....   | 635          | 44              | 36             | 82             | 120            | 160            | 44             | 36             | 48             | 45            | 20           | 257              |
| 1960 to 1969.....   | 690          | 30              | 50             | 59             | 202            | 117            | 87             | 28             | 47             | 46            | 24           | 248              |
| 1950 to 1959.....   | 556          | 35              | 51             | 82             | 56             | 102            | 76             | 54             | 63             | 26            | 11           | 280              |
| 1940 to 1949.....   | 462          | 45              | 40             | 116            | 108            | 67             | 31             | 20             | 25             | 6             | 4            | 211              |
| 1939 or earlier.....  | 618          | 85              | 106            | 104            | 105            | 59             | 46             | 50             | 36             | 10            | 17           | 202              |
| <b>STORIES IN STRUCTURE</b>   |              |                 |                |                |                |                |                |                |                |               |              |                  |
| 1 to 3.....   | 3 074        | 260             | 295            | 422            | 605            | 489            | 309            | 188            | 274            | 159           | 73           | 242              |
| 4 or more.....  | 226          | 38              | 24             | 37             | 23             | 54             | 19             | 14             | —              | 6             | 11           | 213              |
| With elevator.....  | 150          | 27              | 12             | 29             | —              | 36             | 19             | 14             | —              | 6             | 7            | 265              |
| <b>GROSS RENT AS PERCENTAGE OF HOUSEHOLD INCOME IN 1979</b>               |              |                 |                |                |                |                |                |                |                |               |              |                  |
| Less than 15 percent.....   | 480          | 61              | 59             | 86             | 100            | 85             | 43             | 18             | 11             | 17            | ...          | 212              |
| 15 to 19 percent.....   | 391          | 63              | 29             | 73             | 77             | 63             | 23             | 20             | 25             | 18            | ...          | 213              |
| 20 to 24 percent.....   | 493          | 50              | 46             | 70             | 97             | 80             | 51             | 23             | 56             | 20            | ...          | 239              |
| 25 to 29 percent.....   | 397          | 34              | 25             | 38             | 92             | 77             | 49             | 16             | 51             | 15            | ...          | 254              |
| 30 to 34 percent.....   | 227          | 20              | —              | 58             | 29             | 26             | 35             | 12             | 33             | 14            | ...          | 259              |
| 35 to 49 percent.....   | 395          | 26              | 70             | 19             | 64             | 79             | 39             | 24             | 42             | 32            | ...          | 273              |
| 50 percent or more.....   | 781          | 33              | 76             | 109            | 154            | 127            | 88             | 89             | 56             | 49            | ...          | 259              |
| Not computed.....   | 136          | 11              | 14             | 6              | 15             | 6              | —              | —              | —              | —             | 84           | 155              |
| <b>Median</b> .....   | <b>27.7</b>  | <b>21.9</b>     | <b>28.7</b>    | <b>24.8</b>    | <b>26.8</b>    | <b>27.6</b>    | <b>29.8</b>    | <b>45.0</b>    | <b>29.4</b>    | <b>34.5</b>   | <b>...</b>   | <b>...</b>       |
| <b>SELECTED CHARACTERISTICS</b>   |              |                 |                |                |                |                |                |                |                |               |              |                  |
| <b>Heating equipment</b> .....  | <b>3 279</b> | <b>298</b>      | <b>319</b>     | <b>453</b>     | <b>628</b>     | <b>536</b>     | <b>328</b>     | <b>198</b>     | <b>274</b>     | <b>161</b>    | <b>84</b>    | <b>240</b>       |
| Central heating system.....   | 2 890        | 282             | 237            | 361            | 578            | 487            | 303            | 163            | 269            | 161           | 49           | 246              |
| Air conditioning.....   | 912          | 22              | 27             | 139            | 200            | 236            | 128            | 68             | 62             | 12            | 18           | 263              |
| Central system.....   | 372          | 17              | 10             | 34             | 65             | 71             | 62             | 51             | 50             | 6             | 6            | 290              |

Table A—38. **Income and Poverty Status in 1979 of Owner-Occupied Housing Units With an American Indian, Eskimo, or Aleut Householder: 1980**

[Data are estimates based on a sample, see Introduction. For meaning of symbols, see Introduction. For definitions of terms, see appendixes A and B]

| The State   | Household income in 1979 |                   |                    |                      |                      |                      |                      |                      |                      |                  |                  | Income in 1979 below poverty level |                |
|---|--------------------------|-------------------|--------------------|----------------------|----------------------|----------------------|----------------------|----------------------|----------------------|------------------|------------------|------------------------------------|----------------|
|   | Total                    | Less than \$5,000 | \$5,000 to \$9,999 | \$10,000 to \$12,499 | \$12,500 to \$14,999 | \$15,000 to \$19,999 | \$20,000 to \$24,999 | \$25,000 to \$34,999 | \$35,000 to \$49,999 | \$50,000 or more | Median (dollars) |                                    | Mean (dollars) |
| <b>Owner-occupied housing units</b> .....   | <b>3 009</b>             | <b>273</b>        | <b>461</b>         | <b>266</b>           | <b>209</b>           | <b>408</b>           | <b>460</b>           | <b>564</b>           | <b>262</b>           | <b>106</b>       | <b>18 587</b>    | <b>20 357</b>                      | <b>349</b>     |
| <b>HOUSEHOLD TYPE AND AGE OF HOUSEHOLDER</b>  | <b>2 201</b>             | <b>108</b>        | <b>238</b>         | <b>147</b>           | <b>159</b>           | <b>347</b>           | <b>405</b>           | <b>487</b>           | <b>219</b>           | <b>91</b>        | <b>21 044</b>    | <b>22 728</b>                      | <b>220</b>     |
| <b>Married-couple families</b> .....  | <b>72</b>                | <b>9</b>          | <b>7</b>           | <b>7</b>             | <b>14</b>            | <b>8</b>             | <b>11</b>            | <b>6</b>             | <b>10</b>            | <b>—</b>         | <b>14 821</b>    | <b>17 956</b>                      | <b>9</b>       |
| 15 to 24 years .....  | 677                      | 18                | 102                | 44                   | 22                   | 122                  | 166                  | 153                  | 45                   | 5                | 20 794           | 20 639                             | 55             |
| 25 to 34 years .....  | 563                      | 28                | 37                 | 15                   | 30                   | 103                  | 133                  | 149                  | 53                   | 15               | 21 803           | 22 887                             | 63             |
| 35 to 44 years .....  | 705                      | 28                | 57                 | 35                   | 59                   | 103                  | 87                   | 164                  | 101                  | 71               | 24 141           | 27 379                             | 67             |
| 45 to 64 years .....  | 184                      | 25                | 35                 | 46                   | 34                   | 11                   | 8                    | 15                   | 10                   | —                | 11 739           | 13 979                             | 26             |
| 65 years and over .....   | 347                      | 60                | 71                 | 32                   | 33                   | 31                   | 17                   | 54                   | 43                   | 6                | 13 295           | 17 575                             | 37             |
| <b>Male householder, no wife present</b> .....  | <b>69</b>                | <b>6</b>          | <b>18</b>          | <b>14</b>            | <b>6</b>             | <b>10</b>            | <b>—</b>             | <b>15</b>            | <b>—</b>             | <b>—</b>         | <b>11 875</b>    | <b>14 343</b>                      | <b>6</b>       |
| 15 to 24 years .....  | 91                       | 5                 | —                  | 10                   | 11                   | 13                   | 11                   | 27                   | 14                   | —                | 23 125           | 24 426                             | 5              |
| 25 to 34 years .....  | 48                       | 10                | —                  | —                    | 16                   | —                    | 6                    | 2                    | 8                    | 6                | 14 688           | 22 268                             | 10             |
| 35 to 44 years .....  | 69                       | 14                | 16                 | 8                    | —                    | —                    | —                    | 10                   | 21                   | —                | 11 406           | 19 528                             | 14             |
| 45 to 64 years .....  | 70                       | 25                | 37                 | —                    | —                    | 8                    | —                    | —                    | —                    | —                | 5 806            | 6 709                              | 2              |
| 65 years and over .....   | 461                      | 105               | 152                | 87                   | 17                   | 30                   | 38                   | 23                   | 9                    | 9                | 9 172            | 11 128                             | 92             |
| <b>Female householder, no husband present</b> .....   | <b>13</b>                | <b>—</b>          | <b>—</b>           | <b>6</b>             | <b>—</b>             | <b>—</b>             | <b>—</b>             | <b>7</b>             | <b>—</b>             | <b>—</b>         | <b>27 679</b>    | <b>19 808</b>                      | <b>—</b>       |
| 15 to 24 years .....  | 74                       | 17                | 22                 | 10                   | 10                   | 11                   | —                    | 4                    | —                    | —                | 9 667            | 10 316                             | 17             |
| 25 to 34 years .....  | 127                      | 17                | 31                 | 30                   | 4                    | 13                   | 11                   | 12                   | 9                    | 9                | 11 292           | 15 687                             | 26             |
| 35 to 44 years .....  | 128                      | 19                | 60                 | 17                   | 3                    | 6                    | 23                   | —                    | —                    | —                | 8 864            | 10 424                             | 13             |
| 45 to 64 years .....  | 119                      | 52                | 39                 | 24                   | —                    | —                    | 4                    | —                    | —                    | —                | 5 568            | 6 577                              | 36             |
| 65 years and over .....   | 41.8                     | 54.9              | 48.2               | 44.4                 | 43.5                 | 39.0                 | 37.8                 | 39.0                 | 45.1                 | 48.3             | ...              | ...                                | 41.9           |
| <b>Median age</b> .....   |                          |                   |                    |                      |                      |                      |                      |                      |                      |                  |                  |                                    |                |
| <b>YEAR HOUSEHOLDER MOVED INTO UNIT</b>   |                          |                   |                    |                      |                      |                      |                      |                      |                      |                  |                  |                                    |                |
| 1979 to March 1980 .....  | 790                      | 52                | 161                | 66                   | 58                   | 125                  | 119                  | 133                  | 46                   | 30               | 17 339           | 19 042                             | 104            |
| 1975 to 1978 .....  | 1 011                    | 78                | 125                | 91                   | 36                   | 137                  | 172                  | 199                  | 133                  | 40               | 20 891           | 22 278                             | 98             |
| 1970 to 1974 .....  | 558                      | 65                | 41                 | 46                   | 42                   | 81                   | 103                  | 121                  | 44                   | 15               | 20 161           | 21 260                             | 66             |
| 1960 to 1969 .....  | 442                      | 17                | 70                 | 60                   | 51                   | 48                   | 55                   | 87                   | 33                   | 21               | 18 214           | 21 062                             | 28             |
| 1959 or earlier .....   | 208                      | 61                | 64                 | 3                    | 22                   | 17                   | 11                   | 24                   | 6                    | —                | 7 981            | 12 093                             | 53             |
| <b>SELECTED CHARACTERISTICS</b>   |                          |                   |                    |                      |                      |                      |                      |                      |                      |                  |                  |                                    |                |
| <b>Complete plumbing for exclusive use</b> .....  | <b>2 940</b>             | <b>234</b>        | <b>449</b>         | <b>266</b>           | <b>206</b>           | <b>393</b>           | <b>460</b>           | <b>564</b>           | <b>262</b>           | <b>106</b>       | <b>18 952</b>    | <b>20 658</b>                      | <b>317</b>     |
| 1.01 or more persons per room .....   | 172                      | 8                 | 41                 | 28                   | 13                   | 36                   | 13                   | 16                   | 12                   | 5                | 14 231           | 16 642                             | 53             |
| <b>Lacking complete plumbing for exclusive use</b> .....  | <b>69</b>                | <b>39</b>         | <b>12</b>          | <b>—</b>             | <b>3</b>             | <b>15</b>            | <b>—</b>             | <b>—</b>             | <b>—</b>             | <b>—</b>         | <b>4 598</b>     | <b>7 506</b>                       | <b>32</b>      |
| 1.01 or more persons per room .....   | 30                       | 16                | 12                 | —                    | —                    | 2                    | —                    | —                    | —                    | —                | 4 750            | 5 826                              | 24             |
| <b>Heating equipment</b> .....  | <b>3 009</b>             | <b>273</b>        | <b>461</b>         | <b>266</b>           | <b>209</b>           | <b>408</b>           | <b>460</b>           | <b>564</b>           | <b>262</b>           | <b>106</b>       | <b>18 587</b>    | <b>20 357</b>                      | <b>349</b>     |
| Central heating system .....  | 2 558                    | 166               | 309                | 237                  | 189                  | 350                  | 428                  | 525                  | 253                  | 101              | 20 272           | 21 764                             | 250            |
| <b>Air conditioning</b> .....   | <b>674</b>               | <b>56</b>         | <b>82</b>          | <b>80</b>            | <b>24</b>            | <b>98</b>            | <b>146</b>           | <b>116</b>           | <b>43</b>            | <b>29</b>        | <b>19 826</b>    | <b>20 650</b>                      | <b>57</b>      |
| Central system .....  | 346                      | 16                | 31                 | 37                   | 2                    | 58                   | 92                   | 71                   | 26                   | 13               | 21 908           | 22 507                             | 11             |
| <b>Vehicles available</b> .....   | <b>2 833</b>             | <b>187</b>        | <b>406</b>         | <b>266</b>           | <b>196</b>           | <b>398</b>           | <b>450</b>           | <b>562</b>           | <b>262</b>           | <b>106</b>       | <b>19 532</b>    | <b>21 202</b>                      | <b>265</b>     |
| 1 .....   | 687                      | 100               | 175                | 124                  | 69                   | 103                  | 44                   | 45                   | 22                   | 5                | 11 381           | 13 239                             | 101            |
| 2 or more .....   | 2 146                    | 87                | 231                | 142                  | 127                  | 295                  | 406                  | 517                  | 240                  | 101              | 22 041           | 23 752                             | 164            |
| <b>House heating fuel</b> .....   | <b>3 009</b>             | <b>273</b>        | <b>461</b>         | <b>266</b>           | <b>209</b>           | <b>408</b>           | <b>460</b>           | <b>564</b>           | <b>262</b>           | <b>106</b>       | <b>18 587</b>    | <b>20 357</b>                      | <b>349</b>     |
| Utility gas .....   | 2 198                    | 137               | 282                | 186                  | 164                  | 352                  | 354                  | 448                  | 187                  | 88               | 19 694           | 21 484                             | 194            |
| Bottled, tank, or LP gas .....  | 298                      | 50                | 70                 | 36                   | 25                   | 32                   | 26                   | 33                   | 19                   | 7                | 12 014           | 16 338                             | 64             |
| Electricity .....   | 323                      | 53                | 45                 | 26                   | 13                   | 16                   | 50                   | 60                   | 54                   | 6                | 20 685           | 19 846                             | 62             |
| Fuel oil, kerosene, etc. ....   | 20                       | —                 | 13                 | —                    | 7                    | —                    | —                    | —                    | —                    | —                | 8 500            | 9 044                              | —              |
| Other .....   | 170                      | 33                | 51                 | 18                   | —                    | 8                    | 30                   | 23                   | 2                    | 5                | 10 139           | 15 124                             | 29             |
| Median .....  | 5.7                      | 4.6               | 5.0                | 5.1                  | 5.3                  | 5.8                  | 5.9                  | 6.6                  | 7.4                  | 7.2              | ...              | ...                                | 5.2            |
| <b>Specified owner-occupied housing units</b> .....   | <b>2 183</b>             | <b>184</b>        | <b>308</b>         | <b>132</b>           | <b>155</b>           | <b>300</b>           | <b>343</b>           | <b>441</b>           | <b>236</b>           | <b>84</b>        | <b>20 159</b>    | <b>21 601</b>                      | <b>231</b>     |
| <b>MORTGAGE STATUS AND SELECTED MONTHLY OWNER COSTS</b>   |                          |                   |                    |                      |                      |                      |                      |                      |                      |                  |                  |                                    |                |
| <b>With a mortgage</b> .....  | <b>1 723</b>             | <b>85</b>         | <b>198</b>         | <b>90</b>            | <b>101</b>           | <b>245</b>           | <b>291</b>           | <b>400</b>           | <b>229</b>           | <b>84</b>        | <b>22 146</b>    | <b>23 963</b>                      | <b>146</b>     |
| Less than \$200 .....   | 70                       | 28                | 22                 | —                    | 7                    | —                    | 11                   | 2                    | —                    | —                | 5 921            | 8 445                              | 34             |
| \$200 to \$249 .....  | 172                      | —                 | 42                 | 14                   | —                    | 36                   | 38                   | 25                   | 17                   | —                | 18 846           | 19 667                             | 4              |
| \$250 to \$299 .....  | 275                      | 43                | 28                 | 10                   | 32                   | 52                   | 38                   | 29                   | 34                   | 9                | 18 505           | 19 906                             | 40             |
| \$300 to \$349 .....  | 173                      | 10                | 9                  | 26                   | 12                   | 28                   | 39                   | 42                   | 7                    | —                | 20 170           | 19 993                             | 9              |
| \$350 to \$399 .....  | 170                      | —                 | 23                 | 6                    | 15                   | 17                   | 33                   | 59                   | 17                   | —                | 24 022           | 22 299                             | 9              |
| \$400 to \$499 .....  | 299                      | 2                 | 30                 | 19                   | 13                   | 40                   | 57                   | 78                   | 34                   | 26               | 23 686           | 26 792                             | 24             |
| \$500 to \$599 .....  | 231                      | —                 | 6                  | 8                    | 11                   | 38                   | 49                   | 77                   | 31                   | 11               | 25 417           | 26 916                             | —              |
| \$600 to \$749 .....  | 243                      | —                 | 26                 | —                    | 11                   | 34                   | 10                   | 66                   | 73                   | 23               | 31 311           | 30 329                             | 12             |
| \$750 or more .....   | 90                       | 2                 | 12                 | 7                    | —                    | —                    | 16                   | 22                   | 16                   | 15               | 24 688           | 33 250                             | 14             |
| Median .....  | \$401                    | \$267             | \$339              | \$340                | \$348                | \$369                | \$380                | \$466                | \$518                | \$564            | ...              | ...                                | \$294          |
| <b>Not mortgaged</b> .....  | <b>460</b>               | <b>99</b>         | <b>110</b>         | <b>42</b>            | <b>54</b>            | <b>55</b>            | <b>52</b>            | <b>41</b>            | <b>7</b>             | <b>—</b>         | <b>11 250</b>    | <b>12 752</b>                      | <b>85</b>      |
| Less than \$50 .....  | 1                        | 1                 | —                  | —                    | —                    | —                    | —                    | —                    | —                    | —                | 3 750            | 3 810                              | —              |
| \$50 to \$74 .....  | 27                       | 13                | 4                  | 7                    | —                    | 3                    | —                    | —                    | —                    | —                | 5 313            | 6 324                              | 13             |
| \$75 to \$99 .....  | 82                       | 32                | 5                  | —                    | 19                   | 5                    | 4                    | 14                   | 3                    | —                | 13 026           | 13 216                             | 26             |
| \$100 to \$124 .....  | 164                      | 28                | 94                 | 22                   | 11                   | 5                    | 2                    | 2                    | —                    | —                | 8 551            | 8 458                              | 20             |
| \$125 to \$149 .....  | 52                       | 18                | —                  | —                    | 3                    | 8                    | 15                   | 8                    | —                    | —                | 16 563           | 14 828                             | 12             |
| \$150 to \$199 .....  | 95                       | 7                 | 7                  | 13                   | —                    | 20                   | 31                   | 17                   | —                    | —                | 20 057           | 18 347                             | 14             |
| \$200 to \$249 .....  | 18                       | —                 | —                  | —                    | 14                   | —                    | —                    | —                    | 4                    | —                | 14 107           | 20 193                             | —              |
| \$250 or more .....   | 21                       | —                 | —                  | —                    | 7                    | 14                   | —                    | —                    | —                    | —                | 16 458           | 16 346                             | —              |
| Median .....  | \$118                    | \$103             | \$112              | \$116                | \$118                | \$166                | \$158                | \$139                | \$206                | —                | ...              | ...                                | \$104          |
| <b>MORTGAGE STATUS AND SELECTED MONTHLY OWNER COSTS AS PERCENTAGE OF HOUSEHOLD INCOME IN 1979</b> |                          |                   |                    |                      |                      |                      |                      |                      |                      |                  |                  |                                    |                |
| <b>With a mortgage</b> .....  | <b>1 723</b>             | <b>85</b>         | <b>198</b>         | <b>90</b>            | <b>101</b>           | <b>245</b>           | <b>291</b>           | <b>400</b>           | <b>229</b>           | <b>84</b>        | <b>22 146</b>    | <b>23 963</b>                      | <b>146</b>     |
| Less than 15 percent .....  | 314                      | —                 | 3                  | —                    | 5                    | —                    | 49                   | 76                   | 106                  | 75               | 39 367           | 40 409                             | 4              |
| 15 to 19 percent .....  | 395                      | —                 | —                  | —                    | 2                    | 89                   | 100                  | 136                  | 63                   | 5                | 25 295           | 27 091                             | —              |
| 20 to 24 percent .....  | 244                      | —                 | —                  | 7                    | 22                   | 27                   | 51                   | 89                   | 44                   | 4                | 27 727           | 27 134                             | —              |
| 25 to 29 percent .....  | 181                      | —                 | 8                  | 17                   | 22                   | 17                   | 31                   | 76                   | 10                   | —                | 24 338           | 23 277                             | —              |
| 30 to 34 percent .....  | 147                      | —                 | 41                 | 12                   | 10                   | 43                   | 29                   | 12                   | —                    | —                | 15 820           | 15 758                             | 5              |
| 35 percent or more .....  | 419                      | 62                | 146                | 54                   | 40                   | 69                   | 31                   | 11                   | 6                    | —                | 10 069           | 11 352                             | 114            |
| Not computed .....  | 23                       | 23                | —                  | —                    | —                    | —                    | —                    | —                    | —                    | —                | 2500—            | —320                               | 23             |
| Median .....  | 22.9                     | 50+               | 50+                | 38.2                 | 29.9                 | 26.9                 | 19.8                 | 19.6                 | 15.7                 | 11.9             | ...              | ...                                | 50+            |
| <b>Not mortgaged</b> .....  | <b>460</b>               | <b>99</b>         | <b>110</b>         | <b>42</b>            | <b>54</b>            | <b>55</b>            | <b>52</b>            | <b>41</b>            | <b>7</b>             | <b>—</b>         | <b>11 250</b>    | <b>12 752</b>                      | <b>85</b>      |
| Less than 10 percent .....  | 131                      | —                 | —                  | 7                    | 21                   | 13                   | 42                   | 41                   | 7                    | —                | 22 917           | 23 336                             | —              |
| 10 to 14 percent .....  | 109                      | 1                 | 36                 | 22                   | 12                   | 28                   | 10                   | —                    | —                    | —                | 11 989           | 12 722                             | 2              |
| 15 to 19 percent .....  | 70                       | 3                 | 47                 | 6                    | —                    | 14                   | —                    | —                    | —                    | —                | 9 107            | 10 342                             | 3              |
| 20 to 24 percent .....  | 45                       | 6                 | 11                 | 7                    | 21                   | —                    | —                    | —                    | —                    | —                | 11 964           | 10 151                             | 7              |
| 25 to 29 percent .....  | 24                       | 8                 | 16                 | —                    | —                    | —                    | —                    |                      |                      |                  |                  |                                    |                |

Table A-39. Income and Poverty Status in 1979 of Renter-Occupied Housing Units With an American Indian, Eskimo, or Aleut Householder: 1980

[Data are estimates based on a sample, see Introduction. For meaning of symbols, see Introduction. For definitions of terms, see appendixes A and B]

| The State   | Household income in 1979 |                   |                    |                      |                      |                      |                      |                      |                      |                  |                  | Income in 1979 below poverty level |                |
|---|--------------------------|-------------------|--------------------|----------------------|----------------------|----------------------|----------------------|----------------------|----------------------|------------------|------------------|------------------------------------|----------------|
|   | Total                    | Less than \$5,000 | \$5,000 to \$9,999 | \$10,000 to \$12,499 | \$12,500 to \$14,999 | \$15,000 to \$19,999 | \$20,000 to \$24,999 | \$25,000 to \$34,999 | \$35,000 to \$49,999 | \$50,000 or more | Median (dollars) |                                    | Mean (dollars) |
| <b>Renter-occupied housing units</b>                        | <b>3 432</b>             | <b>949</b>        | <b>706</b>         | <b>397</b>           | <b>307</b>           | <b>469</b>           | <b>249</b>           | <b>246</b>           | <b>77</b>            | <b>32</b>        | <b>10 384</b>    | <b>12 388</b>                      | <b>1 072</b>   |
| <b>HOUSEHOLD TYPE AND AGE OF HOUSEHOLDER</b>                |                          |                   |                    |                      |                      |                      |                      |                      |                      |                  |                  |                                    |                |
| <b>Married-couple families</b>                              | <b>1 406</b>             | <b>175</b>        | <b>252</b>         | <b>219</b>           | <b>174</b>           | <b>209</b>           | <b>171</b>           | <b>155</b>           | <b>30</b>            | <b>21</b>        | <b>13 319</b>    | <b>15 303</b>                      | <b>243</b>     |
| 15 to 24 years  | 304                      | 42                | 80                 | 54                   | 56                   | 32                   | 33                   | —                    | 7                    | —                | 11 389           | 11 901                             | 58             |
| 25 to 34 years  | 618                      | 55                | 108                | 137                  | 70                   | 115                  | 41                   | 82                   | 4                    | 6                | 12 821           | 15 020                             | 93             |
| 35 to 44 years  | 247                      | 39                | 31                 | 19                   | 28                   | 33                   | 30                   | 44                   | 13                   | 10               | 15 903           | 18 386                             | 50             |
| 45 to 64 years  | 216                      | 25                | 31                 | 9                    | 20                   | 29                   | 60                   | 29                   | 6                    | 5                | 17 283           | 17 856                             | 42             |
| 65 years and over   | 21                       | 14                | —                  | —                    | —                    | —                    | 7                    | —                    | —                    | —                | 4 375            | 10 329                             | —              |
| <b>Male householder, no wife present</b>                    | <b>952</b>               | <b>295</b>        | <b>190</b>         | <b>99</b>            | <b>72</b>            | <b>139</b>           | <b>58</b>            | <b>70</b>            | <b>25</b>            | <b>4</b>         | <b>9 794</b>     | <b>12 149</b>                      | <b>301</b>     |
| 15 to 24 years  | 305                      | 79                | 83                 | 31                   | 25                   | 61                   | 3                    | 11                   | 12                   | —                | 9 448            | 11 100                             | 92             |
| 25 to 34 years  | 295                      | 52                | 60                 | 58                   | 41                   | 44                   | 23                   | 14                   | 3                    | —                | 11 530           | 12 037                             | 61             |
| 35 to 44 years  | 116                      | 27                | 16                 | 3                    | 6                    | 28                   | 19                   | 11                   | 6                    | —                | 16 667           | 15 499                             | 24             |
| 45 to 64 years  | 147                      | 76                | 17                 | 7                    | —                    | 6                    | 13                   | 24                   | 4                    | —                | 4 831            | 11 341                             | 73             |
| 65 years and over   | 89                       | 61                | 14                 | —                    | —                    | —                    | 10                   | —                    | —                    | 4                | 4 063            | 13 086                             | 51             |
| <b>Female householder, no husband present</b>               | <b>1 074</b>             | <b>479</b>        | <b>264</b>         | <b>79</b>            | <b>61</b>            | <b>121</b>           | <b>20</b>            | <b>21</b>            | <b>22</b>            | <b>7</b>         | <b>5 901</b>     | <b>8 785</b>                       | <b>528</b>     |
| 15 to 24 years  | 254                      | 140               | 53                 | 20                   | 13                   | 12                   | 3                    | 13                   | —                    | —                | 4 668            | 7 170                              | 161            |
| 25 to 34 years  | 391                      | 138               | 111                | 14                   | 30                   | 76                   | 9                    | —                    | 6                    | 7                | 6 943            | 9 820                              | 160            |
| 35 to 44 years  | 201                      | 75                | 55                 | 25                   | 6                    | 23                   | 8                    | 2                    | 7                    | —                | 6 932            | 9 455                              | 83             |
| 45 to 64 years  | 137                      | 64                | 30                 | 20                   | —                    | 10                   | —                    | 6                    | 7                    | —                | 5 804            | 9 691                              | 75             |
| 65 years and over   | 91                       | 62                | 15                 | —                    | 12                   | —                    | —                    | —                    | 2                    | —                | 4 083            | 6 002                              | 49             |
| <b>Median age</b>   | <b>31.0</b>              | <b>33.1</b>       | <b>30.1</b>        | <b>29.8</b>          | <b>28.5</b>          | <b>29.7</b>          | <b>37.4</b>          | <b>35.3</b>          | <b>40.4</b>          | <b>36.5</b>      | <b>...</b>       | <b>...</b>                         | <b>30.2</b>    |
| <b>YEAR HOUSEHOLDER MOVED INTO UNIT</b>                     |                          |                   |                    |                      |                      |                      |                      |                      |                      |                  |                  |                                    |                |
| 1979 to March 1980  | 2 474                    | 688               | 557                | 295                  | 208                  | 315                  | 198                  | 160                  | 50                   | 3                | 9 926            | 11 632                             | 776            |
| 1975 to 1978  | 734                      | 211               | 130                | 66                   | 61                   | 103                  | 50                   | 61                   | 27                   | 25               | 10 985           | 14 220                             | 240            |
| 1970 to 1974  | 156                      | 29                | 6                  | 36                   | 38                   | 36                   | 1                    | 10                   | —                    | —                | 12 961           | 12 113                             | 36             |
| 1960 to 1969  | 38                       | 10                | 13                 | —                    | —                    | —                    | —                    | 15                   | —                    | —                | 9 167            | 14 433                             | 15             |
| 1959 or earlier   | 30                       | 11                | —                  | —                    | —                    | 15                   | —                    | —                    | —                    | 4                | 16 111           | 28 787                             | 5              |
| <b>PLUMBING FACILITIES BY PERSONS PER ROOM</b>              |                          |                   |                    |                      |                      |                      |                      |                      |                      |                  |                  |                                    |                |
| <b>Complete plumbing for exclusive use</b>                  | <b>3 338</b>             | <b>910</b>        | <b>688</b>         | <b>382</b>           | <b>307</b>           | <b>460</b>           | <b>246</b>           | <b>246</b>           | <b>71</b>            | <b>28</b>        | <b>10 465</b>    | <b>12 330</b>                      | <b>1 033</b>   |
| 0.50 or less  | 1 366                    | 419               | 304                | 114                  | 111                  | 178                  | 103                  | 97                   | 27                   | 13               | 9 371            | 11 819                             | 360            |
| 0.51 to 1.00  | 1 533                    | 371               | 284                | 252                  | 148                  | 240                  | 118                  | 77                   | 28                   | 15               | 11 106           | 12 454                             | 495            |
| 1.01 to 1.50  | 297                      | 109               | 54                 | 1                    | 35                   | 15                   | 17                   | 60                   | 6                    | —                | 8 792            | 12 953                             | 151            |
| 1.51 or more  | 142                      | 11                | 46                 | 15                   | 13                   | 27                   | 8                    | 12                   | 10                   | —                | 12 333           | 14 593                             | 27             |
| <b>Lacking complete plumbing for exclusive use</b>          | <b>94</b>                | <b>39</b>         | <b>18</b>          | <b>15</b>            | <b>—</b>             | <b>9</b>             | <b>3</b>             | <b>—</b>             | <b>6</b>             | <b>4</b>         | <b>6 250</b>     | <b>14 476</b>                      | <b>39</b>      |
| 0.50 or less  | 34                       | 11                | 8                  | 11                   | —                    | —                    | —                    | —                    | —                    | 4                | 6 875            | 21 827                             | 11             |
| 0.51 to 1.00  | 53                       | 28                | 10                 | —                    | —                    | 6                    | 3                    | —                    | 6                    | —                | 4 625            | 9 887                              | 28             |
| 1.01 to 1.50  | —                        | —                 | —                  | —                    | —                    | —                    | —                    | —                    | —                    | —                | —                | —                                  | —              |
| 1.51 or more  | 7                        | —                 | —                  | 4                    | —                    | 3                    | —                    | —                    | —                    | —                | 12 188           | 13 521                             | —              |
| <b>SELECTED CHARACTERISTICS</b>                             |                          |                   |                    |                      |                      |                      |                      |                      |                      |                  |                  |                                    |                |
| <b>Heating equipment</b>                                    | <b>3 411</b>             | <b>949</b>        | <b>706</b>         | <b>397</b>           | <b>290</b>           | <b>469</b>           | <b>249</b>           | <b>246</b>           | <b>77</b>            | <b>28</b>        | <b>10 318</b>    | <b>12 229</b>                      | <b>1 072</b>   |
| Central heating system                                      | 2 940                    | 813               | 626                | 324                  | 248                  | 395                  | 217                  | 216                  | 73                   | 28               | 10 239           | 12 382                             | 923            |
| <b>Air conditioning</b>                                     | <b>933</b>               | <b>182</b>        | <b>220</b>         | <b>126</b>           | <b>99</b>            | <b>118</b>           | <b>77</b>            | <b>73</b>            | <b>38</b>            | <b>—</b>         | <b>11 280</b>    | <b>13 121</b>                      | <b>223</b>     |
| Central system  | 372                      | 74                | 44                 | 64                   | 43                   | 59                   | 35                   | 27                   | 26                   | —                | 12 733           | 14 523                             | 98             |
| <b>Vehicles available</b>                                   | <b>2 598</b>             | <b>442</b>        | <b>525</b>         | <b>344</b>           | <b>285</b>           | <b>451</b>           | <b>216</b>           | <b>242</b>           | <b>65</b>            | <b>28</b>        | <b>12 413</b>    | <b>14 151</b>                      | <b>585</b>     |
| 1   | 1 468                    | 351               | 367                | 203                  | 158                  | 246                  | 81                   | 33                   | 24                   | 5                | 10 197           | 11 317                             | 401            |
| 2 or more   | 1 130                    | 91                | 158                | 141                  | 127                  | 205                  | 135                  | 209                  | 41                   | 23               | 16 026           | 17 833                             | 184            |
| <b>House heating fuel</b>                                   | <b>3 411</b>             | <b>949</b>        | <b>706</b>         | <b>397</b>           | <b>290</b>           | <b>469</b>           | <b>249</b>           | <b>246</b>           | <b>77</b>            | <b>28</b>        | <b>10 318</b>    | <b>12 229</b>                      | <b>1 072</b>   |
| Utility gas   | 2 517                    | 715               | 518                | 280                  | 232                  | 335                  | 189                  | 160                  | 66                   | 22               | 10 228           | 12 174                             | 798            |
| Battled, tank, or LP gas                                    | 176                      | 38                | 35                 | 17                   | 30                   | 34                   | 5                    | 13                   | 4                    | —                | 12 206           | 12 871                             | 42             |
| Electricity   | 560                      | 171               | 130                | 71                   | 26                   | 44                   | 43                   | 62                   | 7                    | 6                | 9 139            | 12 022                             | 197            |
| Fuel oil, kerosene, etc.                                    | 17                       | —                 | 6                  | 9                    | 2                    | —                    | —                    | —                    | —                    | —                | 10 694           | 10 702                             | —              |
| Other   | 141                      | 25                | 17                 | 20                   | —                    | 56                   | 12                   | 11                   | —                    | —                | 15 644           | 13 411                             | 35             |
| <b>Median rooms</b>   | <b>4.0</b>               | <b>3.4</b>        | <b>3.8</b>         | <b>4.1</b>           | <b>4.3</b>           | <b>4.2</b>           | <b>4.1</b>           | <b>5.0</b>           | <b>4.3</b>           | <b>7.2</b>       | <b>...</b>       | <b>...</b>                         | <b>3.8</b>     |
| <b>Specified renter-occupied housing units</b>              | <b>3 300</b>             | <b>933</b>        | <b>680</b>         | <b>378</b>           | <b>291</b>           | <b>444</b>           | <b>237</b>           | <b>228</b>           | <b>77</b>            | <b>32</b>        | <b>10 245</b>    | <b>12 338</b>                      | <b>1 051</b>   |
| <b>CONTRACT RENT</b>  |                          |                   |                    |                      |                      |                      |                      |                      |                      |                  |                  |                                    |                |
| Less than \$100   | 486                      | 294               | 94                 | 26                   | 29                   | 15                   | 7                    | 21                   | —                    | —                | 4 144            | 6 278                              | 335            |
| \$100 to \$149  | 370                      | 152               | 83                 | 26                   | 24                   | 35                   | 22                   | 19                   | 9                    | —                | 6 557            | 9 663                              | 164            |
| \$150 to \$199  | 672                      | 179               | 160                | 112                  | 75                   | 69                   | 22                   | 51                   | 4                    | —                | 9 913            | 10 778                             | 171            |
| \$200 to \$249  | 581                      | 142               | 125                | 76                   | 59                   | 98                   | 40                   | 12                   | 23                   | 6                | 10 773           | 12 533                             | 149            |
| \$250 to \$299  | 555                      | 91                | 112                | 83                   | 64                   | 101                  | 42                   | 48                   | 7                    | 7                | 12 244           | 13 888                             | 117            |
| \$300 to \$349  | 230                      | 26                | 52                 | 18                   | 19                   | 57                   | 39                   | 12                   | 7                    | —                | 15 000           | 14 868                             | 53             |
| \$350 to \$399  | 164                      | 15                | 21                 | 6                    | 7                    | 34                   | 18                   | 20                   | 16                   | 7                | 19 688           | 20 499                             | 25             |
| \$400 to \$499  | 109                      | 8                 | 9                  | 21                   | —                    | 19                   | 12                   | 35                   | 5                    | —                | 19 479           | 20 696                             | 8              |
| \$500 or more   | 49                       | 9                 | 2                  | —                    | —                    | —                    | 13                   | 7                    | 6                    | 12               | 27 679           | 38 987                             | 11             |
| No cash rent  | 84                       | 17                | 22                 | 10                   | 14                   | 16                   | 2                    | 3                    | —                    | —                | 10 750           | 10 819                             | 18             |
| <b>Median</b>   | <b>\$205</b>             | <b>\$153</b>      | <b>\$197</b>       | <b>\$209</b>         | <b>\$206</b>         | <b>\$247</b>         | <b>\$290</b>         | <b>\$265</b>         | <b>\$284</b>         | <b>\$371</b>     | <b>...</b>       | <b>...</b>                         | <b>\$154</b>   |
| <b>GROSS RENT</b>   |                          |                   |                    |                      |                      |                      |                      |                      |                      |                  |                  |                                    |                |
| Less than \$100   | 298                      | 207               | 49                 | 16                   | 13                   | 6                    | 7                    | —                    | —                    | —                | 3 505            | 4 657                              | 225            |
| \$100 to \$149  | 319                      | 182               | 66                 | 24                   | 7                    | 19                   | 2                    | 17                   | 2                    | —                | 4 479            | 7 384                              | 184            |
| \$150 to \$199  | 459                      | 122               | 142                | 45                   | 54                   | 55                   | 12                   | 25                   | 4                    | —                | 8 713            | 9 941                              | 157            |
| \$200 to \$249  | 628                      | 161               | 120                | 113                  | 74                   | 78                   | 49                   | 16                   | 11                   | 6                | 10 730           | 11 703                             | 142            |
| \$250 to \$299  | 543                      | 124               | 98                 | 85                   | 42                   | 97                   | 33                   | 52                   | 12                   | —                | 11 456           | 13 093                             | 142            |
| \$300 to \$349  | 328                      | 50                | 77                 | 25                   | 51                   | 59                   | 18                   | 27                   | 14                   | 7                | 13 088           | 14 873                             | 58             |
| \$350 to \$399  | 202                      | 28                | 70                 | 15                   | 12                   | 23                   | 16                   | 24                   | 14                   | —                | 10 500           | 14 588                             | 61             |
| \$400 to \$499  | 274                      | 25                | 25                 | 24                   | 24                   | 62                   | 69                   | 29                   | 9                    | 7                | 18 446           | 18 386                             | 35             |
| \$500 or more   | 165                      | 17                | 11                 | 21                   | —                    | 29                   | 29                   | 35                   | 11                   | 12               | 20 511           | 25 322                             | 29             |
| No cash rent  | 84                       | 17                | 22                 | 10                   | 14                   | 16                   | 2                    | 3                    | —                    | —                | 10 750           | 10 819                             | 18             |
| <b>Median</b>   | <b>\$241</b>             | <b>\$180</b>      | <b>\$221</b>       | <b>\$244</b>         | <b>\$241</b>         | <b>\$283</b>         | <b>\$340</b>         | <b>\$305</b>         | <b>\$334</b>         | <b>\$443</b>     | <b>...</b>       | <b>...</b>                         | <b>\$185</b>   |
| <b>GROSS RENT AS PERCENTAGE OF HOUSEHOLD INCOME IN 1979</b> |                          |                   |                    |                      |                      |                      |                      |                      |                      |                  |                  |                                    |                |
| Less than 15 percent  | 480                      | 10                | 18                 | 19                   | 26                   | 82                   | 91                   | 136                  | 66                   | 32               | 24 651           | 27 534                             | 42             |
| 15 to 19 percent  | 391                      | 23                | 48                 | 30                   | 65                   | 127                  | 30                   | 57                   | 11                   | —                | 16 054           | 16 727                             | 49             |
| 20 to 24 percent  | 493                      | 50                | 80                 | 76                   | 91                   | 104                  | 63                   | 29                   | —                    | —                | 13 613           | 13 761                             | 65             |
| 25 to 29 percent  | 397                      | 56                | 60                 | 142                  | 49                   | 53                   | 34                   | 3                    | —                    | —                | 11 452           | 11 933                             | 72             |
| 30 to 34 percent  | 227                      | 20                | 105                | 33                   | 22                   | 37                   | 10                   | —                    | —                    | —                | 9 477            | 10 137                             | 48             |
| 35 to 49 percent  | 395                      | 103               | 195                | 41                   | 24                   | 25                   | 7                    | —                    | —                    | —                | 7 607            | 8 058                              | 131            |
| 50 percent or more  | 781                      | 602               | 152                | 27                   | —                    | —                    | —                    | —                    | —                    | —                | 3 531            | 3 899                              | 574            |
| Not computed  | 136                      | 69                | 22                 | 10                   | 14                   | 16                   | 2                    | 3                    | —                    | —                | 4 750            | 6 682                              | 70             |
| <b>Median</b>   | <b>27.7</b>              | <b>50+</b>        | <b>36.1</b>        | <b>27.1</b>          | <b>22.6</b>          | <b>20.2</b>          | <b>19.4</b>          | <b>13.8</b>          | <b>11.3</b>          | <b>10-</b>       | <b>...</b>       | <b>...</b>                         | <b>50+</b>     |

Table A—40. Selected Monthly Owner Costs for Mortgaged Housing Units With an American Indian, Eskimo, or Aleut Householder: 1980

[Data are estimates based on a sample, see Introduction. For meaning of symbols, see Introduction. For definitions of terms, see appendixes A and B.]

| The State   | Total        | Less than \$200 | \$200 to \$249 | \$250 to \$299 | \$300 to \$349 | \$350 to \$399 | \$400 to \$499 | \$500 to \$599 | \$600 to \$749 | \$750 or more | Median (dollars) |
|---|--------------|-----------------|----------------|----------------|----------------|----------------|----------------|----------------|----------------|---------------|------------------|
| <b>Specified owner-occupied housing units</b> -----                           | <b>1 723</b> | <b>70</b>       | <b>172</b>     | <b>275</b>     | <b>173</b>     | <b>170</b>     | <b>299</b>     | <b>231</b>     | <b>243</b>     | <b>90</b>     | <b>401</b>       |
| <b>PERSONS IN UNIT</b>  |              |                 |                |                |                |                |                |                |                |               |                  |
| 1 person -----  | 174          | 30              | 41             | 21             | 26             | 9              | 10             | 12             | 14             | 11            | 288              |
| 2 persons -----   | 358          | 11              | 51             | 64             | 44             | 35             | 46             | 43             | 51             | 13            | 363              |
| 3 persons -----   | 341          | 12              | 17             | 49             | 27             | 40             | 58             | 35             | 58             | 19            | 428              |
| 4 persons -----   | 428          | 17              | 43             | 49             | 39             | 27             | 66             | 92             | 58             | 37            | 449              |
| 5 persons -----   | 235          | —               | 20             | 61             | 25             | 17             | 52             | 31             | 24             | 5             | 384              |
| 6 persons -----   | 111          | —               | —              | 12             | 12             | 29             | 32             | 13             | 13             | —             | 408              |
| 7 persons -----   | 39           | —               | —              | —              | —              | 13             | 9              | —              | 12             | 5             | 486              |
| 8 or more persons -----   | 37           | —               | —              | 19             | —              | —              | —              | 5              | 13             | —             | 299              |
| Median -----  | 3.47         | 1.95            | 2.38           | 3.57           | 3.11           | 3.54           | 3.64           | 3.78           | 3.47           | 3.55          | ...              |
| <b>HOUSEHOLD TYPE AND AGE OF HOUSEHOLDER</b>                                  |              |                 |                |                |                |                |                |                |                |               |                  |
| <b>Married-couple families</b> -----  | <b>1 340</b> | <b>38</b>       | <b>112</b>     | <b>216</b>     | <b>122</b>     | <b>127</b>     | <b>250</b>     | <b>194</b>     | <b>202</b>     | <b>79</b>     | <b>422</b>       |
| 15 to 24 years -----  | 29           | 7               | 3              | —              | 4              | 8              | —              | —              | 7              | —             | 353              |
| 25 to 34 years -----  | 461          | 2               | 7              | 89             | 12             | 55             | 110            | 88             | 79             | 19            | 457              |
| 35 to 44 years -----  | 360          | 4               | 21             | 47             | 40             | 29             | 60             | 66             | 74             | 19            | 468              |
| 45 to 64 years -----  | 465          | 22              | 77             | 62             | 66             | 35             | 80             | 40             | 42             | 41            | 358              |
| 65 years and over -----   | 25           | 3               | 4              | 18             | —              | —              | —              | —              | —              | —             | 265              |
| <b>Male householder, no wife present</b> -----                                | <b>162</b>   | <b>14</b>       | <b>14</b>      | <b>21</b>      | <b>17</b>      | <b>19</b>      | <b>21</b>      | <b>11</b>      | <b>34</b>      | <b>11</b>     | <b>389</b>       |
| 15 to 24 years -----  | 29           | —               | 6              | —              | 8              | 13             | 2              | —              | —              | —             | 352              |
| 25 to 34 years -----  | 62           | 2               | —              | —              | 3              | 6              | 11             | 5              | 24             | 11            | 625              |
| 35 to 44 years -----  | 38           | 10              | —              | 6              | 6              | —              | —              | 6              | 10             | —             | 325              |
| 45 to 64 years -----  | 16           | —               | 8              | —              | —              | —              | 8              | —              | —              | —             | 350              |
| 65 years and over -----   | 17           | 2               | —              | 15             | —              | —              | —              | —              | —              | —             | 272              |
| <b>Female householder, no husband present</b> -----                           | <b>221</b>   | <b>18</b>       | <b>46</b>      | <b>38</b>      | <b>34</b>      | <b>24</b>      | <b>28</b>      | <b>26</b>      | <b>7</b>       | <b>—</b>      | <b>313</b>       |
| 15 to 24 years -----  | 13           | —               | —              | —              | —              | —              | 6              | 7              | —              | —             | 507              |
| 25 to 34 years -----  | 61           | —               | 8              | 14             | 19             | 9              | —              | 4              | 7              | —             | 322              |
| 35 to 44 years -----  | 54           | 2               | 7              | 14             | 6              | —              | 20             | 5              | —              | —             | 333              |
| 45 to 64 years -----  | 72           | 8               | 27             | 10             | 9              | 6              | 2              | 10             | —              | —             | 255              |
| 65 years and over -----   | 21           | 8               | 4              | —              | —              | 9              | —              | —              | —              | —             | 231              |
| Median age -----  | 39.4         | 52.5            | 52.4           | 40.7           | 42.5           | 34.4           | 38.3           | 36.6           | 35.5           | 41.0          | ...              |
| <b>YEAR HOUSEHOLDER MOVED INTO UNIT</b>                                       |              |                 |                |                |                |                |                |                |                |               |                  |
| 1979 to March 1980 -----  | 463          | 15              | 36             | 32             | 15             | 31             | 97             | 66             | 114            | 57            | 508              |
| 1975 to 1978 -----  | 650          | 17              | 32             | 75             | 58             | 85             | 101            | 142            | 109            | 31            | 454              |
| 1970 to 1974 -----  | 332          | 23              | 39             | 95             | 54             | 34             | 67             | 12             | 6              | 2             | 308              |
| 1960 to 1969 -----  | 242          | 2               | 65             | 55             | 43             | 18             | 34             | 11             | 14             | —             | 299              |
| 1959 or earlier -----   | 36           | 13              | —              | 18             | 3              | 2              | —              | —              | —              | —             | 264              |
| <b>ROOMS</b>  |              |                 |                |                |                |                |                |                |                |               |                  |
| 1 to 3 rooms -----  | 25           | —               | —              | 15             | —              | —              | 8              | 2              | —              | —             | 292              |
| 4 rooms -----   | 167          | 24              | 57             | 25             | 15             | 15             | 11             | 3              | 17             | —             | 255              |
| 5 rooms -----   | 375          | 23              | 37             | 63             | 60             | 46             | 57             | 57             | 32             | —             | 355              |
| 6 rooms -----   | 304          | 15              | 36             | 36             | 35             | 44             | 60             | 46             | 27             | 5             | 384              |
| 7 rooms -----   | 321          | 8               | 18             | 49             | 36             | 29             | 93             | 14             | 65             | 9             | 419              |
| 8 or more rooms -----   | 531          | —               | 24             | 87             | 27             | 36             | 70             | 109            | 102            | 76            | 520              |
| Median -----  | 6.5          | 5.0             | 5.3            | 6.5            | 5.8            | 6.0            | 6.6            | 7.0            | 7.2            | 8.2           | ...              |
| <b>YEAR STRUCTURE BUILT</b>   |              |                 |                |                |                |                |                |                |                |               |                  |
| 1975 to March 1980 -----  | 394          | 17              | 16             | 23             | 6              | 5              | 81             | 81             | 104            | 61            | 560              |
| 1970 to 1974 -----  | 325          | 16              | 29             | 60             | 36             | 32             | 63             | 57             | 27             | 5             | 384              |
| 1960 to 1969 -----  | 356          | 10              | 53             | 74             | 39             | 38             | 50             | 36             | 34             | 22            | 353              |
| 1950 to 1959 -----  | 354          | 9               | 31             | 54             | 56             | 74             | 44             | 35             | 51             | —             | 368              |
| 1940 to 1949 -----  | 79           | —               | 29             | 6              | 11             | —              | 16             | 7              | 8              | 2             | 320              |
| 1939 or earlier -----   | 215          | 18              | 14             | 58             | 25             | 21             | 45             | 15             | 19             | —             | 335              |
| <b>VALUE</b>  |              |                 |                |                |                |                |                |                |                |               |                  |
| Less than \$10,000 -----  | 8            | 5               | 3              | —              | —              | —              | —              | —              | —              | —             | 140              |
| \$10,000 to \$19,999 -----  | 29           | 15              | 8              | 3              | 3              | —              | —              | —              | —              | —             | 198              |
| \$20,000 to \$29,999 -----  | 68           | —               | 12             | 43             | 13             | —              | —              | —              | —              | —             | 276              |
| \$30,000 to \$39,999 -----  | 173          | 19              | 51             | 40             | 22             | 31             | 10             | —              | —              | —             | 271              |
| \$40,000 to \$49,999 -----  | 248          | 24              | 32             | 57             | 31             | 11             | 60             | 19             | 14             | —             | 318              |
| \$50,000 to \$59,999 -----  | 298          | 7               | 21             | 48             | 48             | 52             | 51             | 17             | 47             | 7             | 374              |
| \$60,000 to \$79,999 -----  | 575          | —               | 37             | 54             | 41             | 58             | 122            | 132            | 113            | 18            | 482              |
| \$80,000 to \$99,999 -----  | 176          | —               | 8              | 12             | 8              | 12             | 42             | 25             | 51             | 18            | 524              |
| \$100,000 to \$149,999 -----  | 117          | —               | —              | 18             | —              | 6              | 14             | 38             | 15             | 26            | 554              |
| \$150,000 or more -----   | 31           | —               | —              | 7              | —              | —              | —              | —              | 3              | 21            | 750+             |
| Median -----  | \$61 100     | \$38 800        | \$44 600       | \$49 200       | \$53 000       | \$56 500       | \$64 300       | \$72 600       | \$69 000       | \$102 300     | ...              |
| <b>SELECTED MONTHLY OWNER COSTS AS PERCENTAGE OF HOUSEHOLD INCOME IN 1979</b> |              |                 |                |                |                |                |                |                |                |               |                  |
| Less than 15 percent -----  | 314          | 21              | 80             | 72             | 21             | 23             | 53             | 15             | 23             | 6             | 289              |
| 15 to 19 percent -----  | 395          | 2               | 36             | 84             | 74             | 76             | 62             | 27             | 29             | 5             | 351              |
| 20 to 24 percent -----  | 244          | —               | 7              | 28             | 8              | 23             | 64             | 60             | 50             | 4             | 488              |
| 25 to 29 percent -----  | 181          | 8               | 7              | 20             | 25             | 4              | 16             | 32             | 48             | 21            | 533              |
| 30 to 34 percent -----  | 147          | —               | 29             | 12             | 12             | 10             | 38             | 29             | 17             | —             | 423              |
| 35 percent or more -----  | 419          | 29              | 13             | 53             | 30             | 34             | 64             | 68             | 76             | 52            | 468              |
| Not computed -----  | 23           | 10              | —              | 6              | 3              | —              | 2              | —              | —              | 2             | 263              |
| Median -----  | 22.9         | 29.4            | 15.8           | 18.7           | 19.3           | 19.1           | 22.6           | 27.1           | 27.0           | 37.4          | ...              |
| <b>SELECTED CHARACTERISTICS</b>   |              |                 |                |                |                |                |                |                |                |               |                  |
| <b>Heating equipment</b> -----  | <b>1 723</b> | <b>70</b>       | <b>172</b>     | <b>275</b>     | <b>173</b>     | <b>170</b>     | <b>299</b>     | <b>231</b>     | <b>243</b>     | <b>90</b>     | <b>401</b>       |
| Steam or hot water system -----   | 135          | —               | 14             | 7              | 10             | 17             | 29             | 20             | 18             | 20            | 466              |
| Central warm-air furnace or electric heat pump -----                          | 1 331        | 48              | 120            | 213            | 156            | 141            | 231            | 168            | 198            | 56            | 396              |
| Other built-in electric units -----   | 96           | 10              | 7              | 10             | —              | —              | 25             | 13             | 25             | 6             | 442              |
| Floor, wall, or pipeless furnace -----  | 33           | 4               | 7              | —              | 4              | 12             | —              | —              | —              | 6             | 356              |
| Other means -----   | 128          | 8               | 24             | 45             | 3              | —              | 14             | 30             | 2              | 2             | 286              |
| <b>Air conditioning</b> -----   | <b>336</b>   | <b>18</b>       | <b>38</b>      | <b>74</b>      | <b>42</b>      | <b>25</b>      | <b>43</b>      | <b>30</b>      | <b>50</b>      | <b>16</b>     | <b>345</b>       |
| Central system -----  | 177          | 9               | 6              | 20             | 24             | 11             | 28             | 23             | 42             | 14            | 452              |
| 1 or more individual room units -----   | 159          | 9               | 32             | 54             | 18             | 14             | 15             | 7              | 8              | 2             | 286              |
| <b>House heating fuel</b> -----   | <b>1 723</b> | <b>70</b>       | <b>172</b>     | <b>275</b>     | <b>173</b>     | <b>170</b>     | <b>299</b>     | <b>231</b>     | <b>243</b>     | <b>90</b>     | <b>401</b>       |
| Utility gas -----   | 1 458        | 55              | 154            | 222            | 162            | 152            | 225            | 195            | 211            | 82            | 395              |
| Bottled, tank, or LP gas -----  | 72           | 3               | 8              | 19             | 11             | 7              | 8              | 11             | 5              | —             | 327              |
| Electricity -----   | 136          | 10              | 7              | 10             | —              | 11             | 52             | 13             | 25             | 8             | 448              |
| Fuel oil, kerosene, etc. -----  | —            | —               | —              | —              | —              | —              | —              | —              | —              | —             | —                |
| Other -----   | 57           | 2               | 3              | 24             | —              | —              | 14             | 12             | 2              | —             | 299              |

Table A-41. Selected Monthly Owner Costs for Not Mortgaged Housing Units With an American Indian, Eskimo, or Aleut Householder: 1980

[Data are estimates based on a sample, see Introduction. For meaning of symbols, see Introduction. For definitions of terms, see appendixes A and B]

| The State   | Total      | Less than \$50 | \$50 to \$74 | \$75 to \$99 | \$100 to \$124 | \$125 to \$149 | \$150 to \$199 | \$200 to \$249 | \$250 or more | Median (dollars) |
|---|------------|----------------|--------------|--------------|----------------|----------------|----------------|----------------|---------------|------------------|
| <b>Specified owner-occupied housing units</b> -----                           | <b>460</b> | <b>1</b>       | <b>27</b>    | <b>82</b>    | <b>164</b>     | <b>52</b>      | <b>95</b>      | <b>18</b>      | <b>21</b>     | <b>118</b>       |
| <b>PERSONS IN UNIT</b>  |            |                |              |              |                |                |                |                |               |                  |
| 1 person -----  | 95         | 1              | 10           | 10           | 56             | 6              | 12             | —              | —             | 112              |
| 2 persons -----   | 147        | —              | —            | 39           | 60             | 14             | 20             | 14             | —             | 114              |
| 3 persons -----   | 91         | —              | 7            | 11           | 25             | 19             | 21             | —              | 8             | 128              |
| 4 persons -----   | 41         | —              | —            | 3            | 2              | 9              | 17             | 4              | 6             | 169              |
| 5 persons -----   | 48         | —              | 7            | 7            | 21             | —              | 6              | —              | 7             | 112              |
| 6 persons -----   | 13         | —              | 3            | 1            | —              | 2              | 7              | —              | —             | 154              |
| 7 persons -----   | 20         | —              | —            | 8            | —              | —              | 12             | —              | —             | 158              |
| 8 or more persons -----   | 5          | —              | —            | 3            | —              | 2              | —              | —              | —             | 96               |
| Median -----  | 2.42       | 1.00           | 3.00         | 2.29         | 1.93           | 2.82           | 3.24           | 2.14           | 3.92          | ...              |
| <b>HOUSEHOLD TYPE AND AGE OF HOUSEHOLDER</b>                                  |            |                |              |              |                |                |                |                |               |                  |
| <b>Married-couple families</b> -----  | <b>312</b> | <b>—</b>       | <b>17</b>    | <b>54</b>    | <b>76</b>      | <b>43</b>      | <b>83</b>      | <b>18</b>      | <b>21</b>     | <b>130</b>       |
| 15 to 24 years -----  | 6          | —              | —            | —            | —              | —              | —              | —              | 6             | 250+             |
| 25 to 34 years -----  | 39         | —              | —            | —            | 21             | 12             | 6              | —              | —             | 123              |
| 35 to 44 years -----  | 56         | —              | 7            | —            | 2              | 8              | 32             | —              | 7             | 167              |
| 45 to 64 years -----  | 115        | —              | 10           | 24           | 13             | 13             | 36             | 11             | 8             | 145              |
| 65 years and over -----   | 96         | —              | —            | 30           | 40             | 10             | 9              | 7              | —             | 111              |
| <b>Male householder, no wife present</b> -----                                | <b>54</b>  | <b>—</b>       | <b>2</b>     | <b>2</b>     | <b>45</b>      | <b>—</b>       | <b>5</b>       | <b>—</b>       | <b>—</b>      | <b>113</b>       |
| 15 to 24 years -----  | 10         | —              | —            | 2            | 8              | —              | —              | —              | —             | 109              |
| 25 to 34 years -----  | —          | —              | —            | —            | —              | —              | —              | —              | —             | —                |
| 35 to 44 years -----  | —          | —              | —            | —            | —              | —              | —              | —              | —             | —                |
| 45 to 64 years -----  | 28         | —              | —            | —            | —              | —              | 5              | —              | —             | 115              |
| 65 years and over -----   | 16         | —              | 2            | —            | 14             | —              | —              | —              | —             | 111              |
| <b>Female householder, no husband present</b> -----                           | <b>94</b>  | <b>1</b>       | <b>8</b>     | <b>26</b>    | <b>43</b>      | <b>9</b>       | <b>7</b>       | <b>—</b>       | <b>—</b>      | <b>107</b>       |
| 15 to 24 years -----  | —          | —              | —            | —            | —              | —              | —              | —              | —             | —                |
| 25 to 34 years -----  | 10         | —              | —            | 8            | 2              | —              | —              | —              | —             | 91               |
| 35 to 44 years -----  | 5          | —              | —            | 5            | —              | —              | —              | —              | —             | 88               |
| 45 to 64 years -----  | 29         | —              | 2            | 5            | 13             | 9              | —              | —              | —             | 114              |
| 65 years and over -----   | 50         | 1              | 6            | 8            | 28             | —              | 7              | —              | —             | 109              |
| Median age -----  | 58.9       | 67.5           | 49.6         | 63.8         | 65.0           | 57.7           | 48.4           | 63.6           | 38.2          | ...              |
| <b>YEAR HOUSEHOLDER MOVED INTO UNIT</b>                                       |            |                |              |              |                |                |                |                |               |                  |
| 1979 to March 1980 -----  | 78         | —              | —            | —            | 29             | 12             | 37             | —              | —             | 146              |
| 1975 to 1978 -----  | 70         | —              | 12           | 10           | 36             | 8              | —              | 4              | —             | 109              |
| 1970 to 1974 -----  | 89         | —              | —            | 18           | 15             | 2              | 34             | 7              | 13            | 164              |
| 1960 to 1969 -----  | 104        | —              | 9            | 26           | 43             | 5              | 13             | —              | 8             | 110              |
| 1959 or earlier -----   | 119        | 1              | 6            | 28           | 41             | 25             | 11             | 7              | —             | 115              |
| <b>ROOMS</b>  |            |                |              |              |                |                |                |                |               |                  |
| 1 to 3 rooms -----  | 48         | 1              | 2            | 5            | 15             | 10             | 15             | —              | —             | 127              |
| 4 rooms -----   | 90         | —              | 6            | 26           | 42             | 11             | 5              | —              | —             | 108              |
| 5 rooms -----   | 148        | —              | 19           | 33           | 82             | 7              | 7              | —              | —             | 107              |
| 6 rooms -----   | 93         | —              | —            | 15           | 23             | 22             | 13             | 7              | 13            | 135              |
| 7 rooms -----   | 30         | —              | —            | 2            | 2              | 2              | 24             | —              | —             | 169              |
| 8 or more rooms -----   | 51         | —              | —            | 1            | —              | —              | 31             | 11             | 8             | 190              |
| Median -----  | 5.1        | 2.0            | 4.8          | 4.8          | 4.8            | 5.2            | 6.8            | 7.8            | 6.3           | ...              |
| <b>YEAR STRUCTURE BUILT</b>   |            |                |              |              |                |                |                |                |               |                  |
| 1975 to March 1980 -----  | 49         | —              | 7            | —            | 28             | 4              | 10             | —              | —             | 116              |
| 1970 to 1974 -----  | 54         | —              | —            | —            | 7              | 2              | 25             | 7              | 13            | 186              |
| 1960 to 1969 -----  | 63         | —              | 7            | 14           | 28             | —              | 14             | —              | —             | 109              |
| 1950 to 1959 -----  | 80         | —              | —            | 18           | 17             | 25             | 16             | 4              | —             | 130              |
| 1940 to 1949 -----  | 40         | 1              | —            | 13           | 14             | 5              | —              | 7              | —             | 111              |
| 1939 or earlier -----   | 174        | —              | 13           | 37           | 70             | 16             | 30             | —              | 8             | 113              |
| <b>VALUE</b>  |            |                |              |              |                |                |                |                |               |                  |
| Less than \$10,000 -----  | 53         | 1              | —            | 19           | 13             | 12             | 8              | —              | —             | 113              |
| \$10,000 to \$19,999 -----  | 107        | —              | 16           | 16           | 43             | —              | 19             | —              | 13            | 113              |
| \$20,000 to \$29,999 -----  | 96         | —              | 2            | 20           | 61             | 11             | 2              | —              | —             | 111              |
| \$30,000 to \$39,999 -----  | 42         | —              | 9            | —            | 11             | 10             | 12             | —              | —             | 127              |
| \$40,000 to \$49,999 -----  | 28         | —              | —            | 5            | 17             | 6              | —              | —              | —             | 113              |
| \$50,000 to \$59,999 -----  | 67         | —              | —            | 19           | 5              | 5              | 38             | —              | —             | 156              |
| \$60,000 to \$79,999 -----  | 26         | —              | —            | 3            | —              | 8              | —              | 7              | 8             | 214              |
| \$80,000 to \$99,999 -----  | 11         | —              | —            | —            | —              | —              | 11             | —              | —             | 175              |
| \$100,000 to \$149,999 -----  | 26         | —              | —            | —            | 14             | —              | 5              | 7              | —             | 123              |
| \$150,000 or more -----   | 4          | —              | —            | —            | —              | —              | —              | 4              | —             | 225              |
| Median -----  | \$26 400   | \$10000-       | \$14 800     | \$21 700     | \$24 200       | \$33 800       | \$51 600       | \$132 100      | \$17 000      | ...              |
| <b>SELECTED MONTHLY OWNER COSTS AS PERCENTAGE OF HOUSEHOLD INCOME IN 1979</b> |            |                |              |              |                |                |                |                |               |                  |
| Less than 10 percent -----  | 131        | —              | 10           | 45           | 11             | 23             | 38             | 4              | —             | 124              |
| 10 to 14 percent -----  | 109        | 1              | 2            | —            | 65             | 11             | 30             | —              | —             | 120              |
| 15 to 19 percent -----  | 70         | —              | 2            | 8            | 35             | —              | 11             | —              | 14            | 118              |
| 20 to 24 percent -----  | 45         | —              | —            | 6            | 9              | —              | 9              | 14             | 7             | 192              |
| 25 to 29 percent -----  | 24         | —              | —            | 8            | 16             | —              | —              | —              | —             | 106              |
| 30 to 34 percent -----  | 22         | —              | 6            | —            | 8              | 8              | —              | —              | —             | 116              |
| 35 percent or more -----  | 11         | —              | —            | 7            | 4              | —              | —              | —              | —             | 95               |
| Not computed -----  | 48         | —              | 7            | 8            | 16             | 10             | 7              | —              | —             | 114              |
| Median -----  | 13.4       | 12.5           | 10.0         | 10-          | 14.8           | 10-            | 11.0           | 21.8           | 18.8          | ...              |
| <b>SELECTED CHARACTERISTICS</b>   |            |                |              |              |                |                |                |                |               |                  |
| <b>Heating equipment</b> -----  | <b>460</b> | <b>1</b>       | <b>27</b>    | <b>82</b>    | <b>164</b>     | <b>52</b>      | <b>95</b>      | <b>18</b>      | <b>21</b>     | <b>118</b>       |
| Steam or hot water system -----   | 7          | —              | —            | —            | —              | —              | —              | 7              | —             | 225              |
| Central warm-air furnace or electric heat pump -----                          | 210        | —              | 13           | 60           | 57             | 28             | 37             | 7              | 8             | 114              |
| Other built-in electric units -----   | 80         | —              | —            | —            | 42             | 2              | 19             | 4              | 13            | 124              |
| Floor, wall, or pipeless furnace -----  | 14         | —              | —            | —            | 7              | —              | 7              | —              | —             | 137              |
| Other means -----   | 149        | 1              | 14           | 22           | 58             | 22             | 32             | —              | —             | 116              |
| <b>Air conditioning</b> -----   | <b>82</b>  | <b>—</b>       | <b>9</b>     | <b>10</b>    | <b>19</b>      | <b>17</b>      | <b>27</b>      | <b>—</b>       | <b>—</b>      | <b>129</b>       |
| Central system -----  | 32         | —              | —            | —            | 11             | —              | 21             | —              | —             | 162              |
| 1 or more individual room units -----   | 50         | —              | 9            | 10           | 8              | 17             | 6              | —              | —             | 119              |
| <b>House heating fuel</b> -----   | <b>460</b> | <b>1</b>       | <b>27</b>    | <b>82</b>    | <b>164</b>     | <b>52</b>      | <b>95</b>      | <b>18</b>      | <b>21</b>     | <b>118</b>       |
| Utility gas -----   | 229        | 1              | 10           | 47           | 74             | 30             | 52             | 7              | 8             | 119              |
| Bottled, tank, or LP gas -----  | 63         | —              | 7            | 4            | 13             | 18             | 14             | 7              | —             | 135              |
| Electricity -----   | 112        | —              | 7            | 13           | 49             | 2              | 24             | 4              | 13            | 118              |
| Fuel oil, kerosene, etc. -----  | 12         | —              | —            | 7            | —              | —              | 5              | —              | —             | 96               |
| Other -----   | 44         | —              | 3            | 11           | 28             | 2              | —              | —              | —             | 107              |



Table A-42. Year Structure Built for Owner- and Renter-Occupied Housing Units With an American Indian, Eskimo, or Aleut Householder: 1980

[Data are estimates based on a sample, see Introduction. For meaning of symbols, see Introduction. For definitions of terms, see appendixes A and B]

| The State                                      | Owner-occupied housing units |                    |              |              |              |                 | Renter-occupied housing units |                    |              |              |              |                 |
|--|------------------------------|--------------------|--------------|--------------|--------------|-----------------|-------------------------------|--------------------|--------------|--------------|--------------|-----------------|
|  | Total                        | 1975 to March 1980 | 1970 to 1974 | 1960 to 1969 | 1940 to 1959 | 1939 or earlier | Total                         | 1975 to March 1980 | 1970 to 1974 | 1960 to 1969 | 1940 to 1959 | 1939 or earlier |
| Occupied housing units                         | 3 009                        | 669                | 591          | 582          | 709          | 458             | 3 432                         | 360                | 654          | 701          | 1 053        | 664             |
| <b>HOUSEHOLD TYPE AND AGE OF HOUSEHOLDER</b>   |                              |                    |              |              |              |                 |                               |                    |              |              |              |                 |
| Married-couple families                        | 2 201                        | 526                | 478          | 408          | 507          | 282             | 1 406                         | 144                | 279          | 344          | 435          | 204             |
| 15 to 24 years                                 | 72                           | 25                 | 21           | 7            | 15           | 4               | 304                           | 29                 | 91           | 102          | 68           | 14              |
| 25 to 34 years                                 | 677                          | 234                | 126          | 81           | 150          | 86              | 618                           | 58                 | 137          | 142          | 218          | 63              |
| 35 to 44 years                                 | 563                          | 142                | 169          | 96           | 108          | 48              | 247                           | 33                 | 14           | 33           | 90           | 77              |
| 45 to 64 years                                 | 705                          | 100                | 134          | 176          | 202          | 93              | 216                           | 24                 | 37           | 52           | 59           | 44              |
| 65 years and over                              | 184                          | 25                 | 28           | 48           | 32           | 51              | 21                            | -                  | -            | 15           | -            | 6               |
| Male householder, no wife present              | 347                          | 92                 | 48           | 74           | 73           | 60              | 952                           | 128                | 144          | 194          | 247          | 239             |
| 15 to 24 years                                 | 69                           | 12                 | 15           | 18           | 24           | -               | 305                           | 36                 | 67           | 69           | 82           | 51              |
| 25 to 34 years                                 | 91                           | 41                 | 19           | 5            | 15           | 11              | 295                           | 23                 | 31           | 51           | 108          | 82              |
| 35 to 44 years                                 | 48                           | 31                 | -            | 11           | 6            | -               | 116                           | 19                 | 30           | 25           | 22           | 20              |
| 45 to 64 years                                 | 69                           | 8                  | 14           | 23           | 16           | 8               | 147                           | 34                 | -            | 23           | 35           | 55              |
| 65 years and over                              | 70                           | -                  | -            | 17           | 12           | 41              | 89                            | 16                 | 16           | 26           | -            | 31              |
| Female householder, no husband present         | 461                          | 51                 | 65           | 100          | 129          | 116             | 1 074                         | 88                 | 231          | 163          | 371          | 221             |
| 15 to 24 years                                 | 13                           | -                  | -            | -            | -            | 13              | 254                           | 14                 | 56           | 39           | 88           | 57              |
| 25 to 34 years                                 | 74                           | 7                  | 12           | 21           | 20           | 14              | 391                           | 37                 | 72           | 62           | 132          | 88              |
| 35 to 44 years                                 | 127                          | 31                 | 13           | 44           | 31           | 8               | 201                           | 12                 | 46           | 47           | 63           | 33              |
| 45 to 64 years                                 | 128                          | 13                 | 25           | 17           | 42           | 31              | 137                           | 12                 | 29           | 15           | 68           | 13              |
| 65 years and over                              | 119                          | -                  | 15           | 18           | 36           | 50              | 91                            | 13                 | 28           | -            | 20           | 30              |
| Median age                                     | 41.8                         | 35.6               | 40.6         | 45.5         | 44.0         | 51.7            | 31.0                          | 33.3               | 29.3         | 29.4         | 31.1         | 33.7            |
| <b>YEAR HOUSEHOLDER MOVED INTO UNIT</b>        |                              |                    |              |              |              |                 |                               |                    |              |              |              |                 |
| 1979 to March 1980                             | 790                          | 337                | 127          | 124          | 157          | 45              | 2 474                         | 285                | 461          | 525          | 751          | 452             |
| 1975 to 1978                                   | 1 011                        | 332                | 162          | 164          | 218          | 135             | 734                           | 75                 | 140          | 159          | 199          | 161             |
| 1970 to 1974                                   | 558                          | -                  | 302          | 89           | 80           | 87              | 156                           | -                  | 53           | 14           | 60           | 29              |
| 1960 to 1969                                   | 442                          | -                  | -            | 205          | 167          | 70              | 38                            | -                  | -            | 3            | 23           | 12              |
| 1959 or earlier                                | 208                          | -                  | -            | -            | 87           | 121             | 30                            | -                  | -            | -            | 20           | 10              |
| <b>ROOMS</b>                                   |                              |                    |              |              |              |                 |                               |                    |              |              |              |                 |
| 1 room   | 51                           | 9                  | -            | 8            | 19           | 15              | 199                           | 27                 | 10           | 28           | 72           | 62              |
| 2 rooms  | 34                           | 5                  | 14           | 11           | 4            | -               | 372                           | 17                 | 60           | 74           | 107          | 114             |
| 3 rooms  | 95                           | 16                 | 16           | 19           | 28           | 16              | 710                           | 40                 | 148          | 179          | 184          | 159             |
| 4 rooms  | 409                          | 83                 | 37           | 62           | 141          | 86              | 913                           | 115                | 182          | 182          | 329          | 105             |
| 5 rooms  | 816                          | 166                | 191          | 149          | 188          | 122             | 621                           | 88                 | 115          | 154          | 158          | 106             |
| 6 rooms  | 526                          | 83                 | 128          | 65           | 151          | 99              | 274                           | 31                 | 48           | 33           | 114          | 48              |
| 7 or more rooms                                | 1 078                        | 307                | 205          | 268          | 178          | 120             | 343                           | 42                 | 91           | 51           | 89           | 70              |
| Median   | 5.7                          | 6.2                | 5.8          | 6.1          | 5.4          | 5.4             | 4.0                           | 4.3                | 4.1          | 3.9          | 4.0          | 3.5             |
| <b>PLUMBING FACILITIES BY PERSONS PER ROOM</b> |                              |                    |              |              |              |                 |                               |                    |              |              |              |                 |
| Complete plumbing for exclusive use            | 2 940                        | 656                | 591          | 582          | 668          | 443             | 3 338                         | 360                | 640          | 695          | 1 024        | 619             |
| 0.50 or less                                   | 1 676                        | 344                | 340          | 359          | 373          | 260             | 1 366                         | 139                | 272          | 324          | 380          | 251             |
| 0.51 to 1.00                                   | 1 092                        | 278                | 212          | 197          | 244          | 161             | 1 533                         | 174                | 303          | 304          | 478          | 274             |
| 1.01 to 1.50                                   | 123                          | 13                 | 35           | 18           | 40           | 17              | 297                           | 33                 | 65           | 25           | 122          | 52              |
| 1.51 or more                                   | 49                           | 21                 | 4            | 8            | 11           | 5               | 142                           | 14                 | -            | 42           | 44           | 42              |
| Lacking complete plumbing for exclusive use    | 69                           | 13                 | -            | -            | 41           | 15              | 94                            | -                  | 14           | 6            | 29           | 45              |
| 0.50 or less                                   | 5                            | 5                  | -            | -            | -            | -               | 34                            | -                  | 6            | -            | 5            | 23              |
| 0.51 to 1.00                                   | 34                           | -                  | -            | -            | 19           | 15              | 53                            | -                  | 8            | 6            | 17           | 22              |
| 1.01 to 1.50                                   | 8                            | 2                  | -            | -            | 6            | -               | -                             | -                  | -            | -            | -            | -               |
| 1.51 or more                                   | 22                           | 6                  | -            | -            | 16           | -               | 7                             | -                  | -            | -            | 7            | -               |
| <b>PERSONS IN UNIT</b>                         |                              |                    |              |              |              |                 |                               |                    |              |              |              |                 |
| 1 person                                       | 432                          | 69                 | 72           | 86           | 120          | 85              | 872                           | 64                 | 153          | 202          | 229          | 224             |
| 2 persons                                      | 700                          | 118                | 143          | 153          | 183          | 103             | 793                           | 94                 | 149          | 180          | 231          | 139             |
| 3 persons                                      | 548                          | 124                | 114          | 98           | 78           | 134             | 696                           | 66                 | 119          | 140          | 229          | 142             |
| 4 persons                                      | 599                          | 184                | 93           | 116          | 128          | 78              | 571                           | 64                 | 115          | 99           | 189          | 104             |
| 5 persons                                      | 425                          | 109                | 114          | 72           | 100          | 30              | 270                           | 42                 | 77           | 45           | 85           | 21              |
| 6 or more persons                              | 305                          | 65                 | 55           | 57           | 100          | 28              | 230                           | 30                 | 41           | 35           | 90           | 34              |
| Median   | 3.18                         | 3.63               | 3.21         | 3.03         | 3.16         | 2.81            | 2.57                          | 2.83               | 2.71         | 2.32         | 2.79         | 2.28            |
| Total persons                                  | 10 281                       | 2 419              | 2 090        | 1 934        | 2 503        | 1 335           | 9 721                         | 1 029              | 1 847        | 1 898        | 3 034        | 1 913           |
| <b>UNITS IN STRUCTURE</b>                      |                              |                    |              |              |              |                 |                               |                    |              |              |              |                 |
| 1, detached or attached                        | 2 490                        | 527                | 416          | 477          | 636          | 434             | 1 200                         | 144                | 134          | 192          | 471          | 259             |
| 2  | 52                           | 22                 | 4            | 11           | 8            | 7               | 253                           | 24                 | 29           | 39           | 120          | 41              |
| 3 and 4  | 49                           | 15                 | 10           | 11           | 13           | -               | 259                           | 15                 | 34           | 33           | 97           | 80              |
| 5 to 9   | 27                           | -                  | 3            | 15           | 3            | 6               | 351                           | 27                 | 63           | 104          | 82           | 75              |
| 10 to 49                                       | 20                           | -                  | -            | 6            | 5            | 9               | 917                           | 86                 | 255          | 192          | 226          | 158             |
| 50 or more                                     | 8                            | -                  | -            | 6            | -            | 2               | 236                           | 30                 | 88           | 64           | 20           | 34              |
| Mobile home or trailer, etc.                   | 363                          | 105                | 158          | 56           | 44           | -               | 216                           | 34                 | 51           | 77           | 37           | 17              |
| <b>SELECTED CHARACTERISTICS</b>                |                              |                    |              |              |              |                 |                               |                    |              |              |              |                 |
| Heating equipment                              | 3 009                        | 669                | 591          | 582          | 709          | 458             | 3 411                         | 360                | 647          | 701          | 1 053        | 650             |
| Steam or hot water system                      | 197                          | 30                 | 36           | 59           | 57           | 15              | 740                           | 55                 | 163          | 162          | 177          | 183             |
| Central warm-air furnace or electric heat pump | 2 058                        | 434                | 464          | 435          | 451          | 274             | 1 805                         | 209                | 346          | 426          | 582          | 242             |
| Other built-in electric units                  | 216                          | 141                | 21           | 32           | 22           | -               | 270                           | 63                 | 101          | 32           | 58           | 16              |
| Floor, wall, or pipeless furnace               | 87                           | 18                 | 7            | 16           | 22           | 24              | 125                           | -                  | -            | 25           | 62           | 38              |
| Other means                                    | 451                          | 46                 | 63           | 40           | 157          | 145             | 471                           | 33                 | 37           | 56           | 174          | 171             |
| Air conditioning                               | 674                          | 184                | 182          | 107          | 126          | 75              | 933                           | 180                | 317          | 266          | 134          | 36              |
| Central system                                 | 346                          | 135                | 83           | 49           | 54           | 25              | 372                           | 80                 | 129          | 92           | 47           | 24              |
| 1 or more individual room units                | 328                          | 49                 | 99           | 58           | 72           | 50              | 561                           | 100                | 188          | 174          | 87           | 12              |
| House heating fuel                             | 3 009                        | 669                | 591          | 582          | 709          | 458             | 3 411                         | 360                | 647          | 701          | 1 053        | 650             |
| Utility gas                                    | 2 198                        | 399                | 444          | 478          | 505          | 372             | 2 517                         | 200                | 407          | 526          | 855          | 529             |
| Bottled, tank, or LP gas                       | 298                          | 48                 | 76           | 33           | 93           | 48              | 176                           | 28                 | 38           | 40           | 45           | 25              |
| Electricity                                    | 323                          | 192                | 35           | 38           | 53           | 5               | 560                           | 121                | 185          | 108          | 104          | 42              |
| Fuel oil, kerosene, etc.                       | 20                           | -                  | -            | -            | 20           | -               | 17                            | -                  | -            | 6            | -            | 11              |
| Other  | 170                          | 30                 | 36           | 33           | 38           | 33              | 141                           | 11                 | 17           | 21           | 49           | 43              |
| Income in 1979 below poverty level             | 349                          | 67                 | 74           | 52           | 90           | 66              | 1 072                         | 156                | 197          | 134          | 338          | 247             |
| Percent below poverty level                    | 11.6                         | 10.0               | 12.5         | 8.9          | 12.7         | 14.4            | 31.2                          | 43.3               | 30.1         | 19.1         | 32.1         | 37.2            |
| <b>HOUSEHOLD INCOME IN 1979</b>                |                              |                    |              |              |              |                 |                               |                    |              |              |              |                 |
| Less than \$5,000                              | 273                          | 55                 | 43           | 22           | 78           | 75              | 949                           | 103                | 151          | 164          | 294          | 237             |
| \$5,000 to \$9,999                             | 461                          | 95                 | 72           | 80           | 115          | 99              | 706                           | 55                 | 156          | 149          | 210          | 136             |
| \$10,000 to \$12,499                           | 266                          | 48                 | 50           | 79           | 40           | 49              | 397                           | 52                 | 98           | 96           | 81           | 70              |
| \$12,500 to \$14,999                           | 209                          | 24                 | 37           | 41           | 86           | 21              | 307                           | 30                 | 60           | 62           | 107          | 48              |
| \$15,000 to \$19,999                           | 408                          | 50                 | 109          | 95           | 71           | 83              | 469                           | 61                 | 52           | 104          | 184          | 68              |
| \$20,000 to \$24,999                           | 460                          | 130                | 106          | 62           | 109          | 53              | 249                           | 16                 | 52           | 60           | 78           | 43              |
| \$25,000 to \$34,999                           | 564                          | 141                | 112          | 122          | 141          | 48              | 246                           | 43                 | 63           | 33           | 76           | 31              |
| \$35,000 to \$49,999                           | 262                          | 102                | 45           | 34           | 56           | 25              | 77                            | -                  | 14           | 20           | 23           | 20              |
| \$50,000 or more                               | 106                          | 24                 | 17           | 47           | 13           | 5               | 32                            | -                  | 8            | 13           | -            | 11              |
| Median   | \$18 587                     | \$22 170           | \$19 375     | \$18 556     | \$17 664     | \$13 214        | \$10 384                      | \$11 058           | \$10 510     | \$10 977     | \$10 694     | \$7 772         |
| Mean   | \$20 357                     | \$22 671           | \$21 125     | \$22 426     | \$18 889     | \$15 629        | \$12 388                      | \$11 891           | \$12 749     | \$13 301     | \$12 058     | \$11 863        |

Table A-43. Units in Structure for Owner- and Renter-Occupied Housing Units With an American Indian, Eskimo, or Aleut Householder: 1980

[Data are estimates based on a sample, see Introduction. For meaning of symbols, see Introduction. For definitions of terms, see appendixes A and B]

| The State  | Owner-occupied housing units |                              |                 |                              | Renter-occupied housing units |                              |             |               |              |                |                  |                              |
|--|------------------------------|------------------------------|-----------------|------------------------------|-------------------------------|------------------------------|-------------|---------------|--------------|----------------|------------------|------------------------------|
|  | Total                        | 1 unit, detached or attached | 2 or more units | Mobile home or trailer, etc. | Total                         | 1 unit, detached or attached | 2 units     | 3 and 4 units | 5 to 9 units | 10 to 49 units | 50 or more units | Mobile home or trailer, etc. |
| <b>Occupied housing units</b> .....                      | <b>3 009</b>                 | <b>2 490</b>                 | <b>156</b>      | <b>363</b>                   | <b>3 432</b>                  | <b>1 200</b>                 | <b>253</b>  | <b>259</b>    | <b>351</b>   | <b>917</b>     | <b>236</b>       | <b>216</b>                   |
| Condominium housing units.....                           | 68                           | 50                           | 18              | -                            | 68                            | 24                           | -           | 2             | -            | 35             | 7                | -                            |
| <b>HOUSEHOLD TYPE AND AGE OF HOUSEHOLDER</b>             |                              |                              |                 |                              |                               |                              |             |               |              |                |                  |                              |
| <b>Married-couple families</b> .....                     | <b>2 201</b>                 | <b>1 861</b>                 | <b>114</b>      | <b>226</b>                   | <b>1 406</b>                  | <b>675</b>                   | <b>108</b>  | <b>74</b>     | <b>98</b>    | <b>287</b>     | <b>37</b>        | <b>127</b>                   |
| 15 to 24 years.....                                      | 72                           | 35                           | 15              | 22                           | 304                           | 110                          | 3           | 29            | 39           | 76             | 22               | 25                           |
| 25 to 34 years.....                                      | 677                          | 568                          | 33              | 76                           | 618                           | 289                          | 81          | 24            | 16           | 152            | -                | 56                           |
| 35 to 44 years.....                                      | 563                          | 478                          | 10              | 75                           | 247                           | 169                          | 18          | 15            | 12           | 16             | 8                | 9                            |
| 45 to 64 years.....                                      | 705                          | 639                          | 35              | 31                           | 216                           | 101                          | 6           | 6             | 31           | 43             | -                | 29                           |
| 65 years and over.....                                   | 184                          | 141                          | 21              | 22                           | 21                            | 6                            | -           | -             | -            | -              | 7                | 8                            |
| <b>Male householder, no wife present</b> .....           | <b>347</b>                   | <b>250</b>                   | <b>19</b>       | <b>78</b>                    | <b>952</b>                    | <b>216</b>                   | <b>56</b>   | <b>103</b>    | <b>111</b>   | <b>345</b>     | <b>82</b>        | <b>39</b>                    |
| 15 to 24 years.....                                      | 69                           | 48                           | 2               | 19                           | 305                           | 58                           | 26          | 22            | 35           | 118            | 28               | 18                           |
| 25 to 34 years.....                                      | 91                           | 62                           | 9               | 20                           | 295                           | 91                           | 22          | 44            | 33           | 77             | 24               | 4                            |
| 35 to 44 years.....                                      | 48                           | 38                           | 5               | 5                            | 116                           | 10                           | 8           | 15            | 6            | 67             | -                | 10                           |
| 45 to 64 years.....                                      | 69                           | 57                           | 3               | 9                            | 147                           | 43                           | -           | 22            | 12           | 48             | 15               | 7                            |
| 65 years and over.....                                   | 70                           | 45                           | -               | 25                           | 89                            | 14                           | -           | -             | 25           | 35             | 15               | -                            |
| <b>Female householder, no husband present</b> .....      | <b>461</b>                   | <b>379</b>                   | <b>23</b>       | <b>59</b>                    | <b>1 074</b>                  | <b>309</b>                   | <b>89</b>   | <b>82</b>     | <b>142</b>   | <b>285</b>     | <b>117</b>       | <b>50</b>                    |
| 15 to 24 years.....                                      | 13                           | 13                           | -               | -                            | 254                           | 47                           | 62          | 8             | 34           | 50             | 43               | 10                           |
| 25 to 34 years.....                                      | 74                           | 71                           | -               | 3                            | 391                           | 116                          | 7           | 52            | 71           | 103            | 35               | 7                            |
| 35 to 44 years.....                                      | 127                          | 76                           | 10              | 41                           | 201                           | 81                           | 9           | 12            | 21           | 52             | 13               | 13                           |
| 45 to 64 years.....                                      | 128                          | 121                          | 5               | 2                            | 137                           | 37                           | -           | 10            | 16           | 52             | 14               | 8                            |
| 65 years and over.....                                   | 119                          | 98                           | 8               | 13                           | 91                            | 28                           | 11          | -             | -            | 28             | 12               | 12                           |
| Median age.....  | <b>41.8</b>                  | <b>42.4</b>                  | <b>43.0</b>     | <b>38.6</b>                  | <b>31.0</b>                   | <b>32.9</b>                  | <b>27.7</b> | <b>32.1</b>   | <b>29.9</b>  | <b>29.3</b>    | <b>28.0</b>      | <b>32.5</b>                  |
| <b>YEAR HOUSEHOLDER MOVED INTO UNIT</b>                  |                              |                              |                 |                              |                               |                              |             |               |              |                |                  |                              |
| 1979 to March 1980.....                                  | 790                          | 651                          | 17              | 122                          | 2 474                         | 828                          | 177         | 167           | 253          | 679            | 179              | 191                          |
| 1975 to 1978.....  | 1 011                        | 787                          | 84              | 140                          | 734                           | 279                          | 63          | 72            | 75           | 180            | 52               | 13                           |
| 1970 to 1974.....  | 558                          | 464                          | 23              | 71                           | 156                           | 46                           | 13          | 11            | 23           | 54             | -                | 9                            |
| 1960 to 1969.....  | 442                          | 380                          | 32              | 30                           | 38                            | 26                           | -           | 9             | -            | -              | -                | 3                            |
| 1959 or earlier.....                                     | 208                          | 208                          | -               | -                            | 30                            | 21                           | -           | -             | -            | 4              | 5                | -                            |
| <b>ROOMS</b>   |                              |                              |                 |                              |                               |                              |             |               |              |                |                  |                              |
| 1 room.....  | 51                           | 23                           | 12              | 16                           | 199                           | 18                           | 4           | 31            | 8            | 80             | 48               | 10                           |
| 2 rooms.....   | 34                           | 23                           | -               | 11                           | 372                           | 63                           | 24          | 48            | 38           | 167            | 15               | 17                           |
| 3 rooms.....   | 95                           | 50                           | 10              | 35                           | 710                           | 113                          | 27          | 61            | 102          | 319            | 59               | 29                           |
| 4 rooms.....   | 409                          | 288                          | 47              | 74                           | 913                           | 273                          | 93          | 62            | 111          | 227            | 65               | 82                           |
| 5 rooms.....   | 816                          | 603                          | 57              | 156                          | 621                           | 269                          | 63          | 34            | 46           | 90             | 45               | 74                           |
| 6 rooms.....   | 526                          | 465                          | 6               | 55                           | 274                           | 171                          | 30          | 17            | 31           | 23             | -                | 2                            |
| 7 or more rooms.....                                     | 1 078                        | 1 038                        | 24              | 16                           | 343                           | 293                          | 12          | 6             | 15           | 11             | 4                | 2                            |
| Median.....  | 5.7                          | 6.1                          | 4.7             | 4.8                          | 4.0                           | 5.0                          | 4.3         | 3.3           | 3.7          | 3.2            | 3.4              | 4.1                          |
| <b>PLUMBING FACILITIES BY PERSONS PER ROOM</b>           |                              |                              |                 |                              |                               |                              |             |               |              |                |                  |                              |
| <b>Complete plumbing for exclusive use</b> .....         | <b>2 940</b>                 | <b>2 454</b>                 | <b>153</b>      | <b>333</b>                   | <b>3 338</b>                  | <b>1 183</b>                 | <b>248</b>  | <b>239</b>    | <b>343</b>   | <b>892</b>     | <b>225</b>       | <b>208</b>                   |
| 0.50 or less.....  | 1 676                        | 1 452                        | 73              | 151                          | 1 676                         | 468                          | 95          | 79            | 164          | 410            | 99               | 51                           |
| 0.51 to 1.00.....  | 1 092                        | 888                          | 47              | 157                          | 1 533                         | 595                          | 117         | 112           | 144          | 332            | 99               | 134                          |
| 1.01 to 1.50.....  | 123                          | 95                           | 9               | 19                           | 297                           | 105                          | 22          | 37            | 21           | 89             | 8                | 15                           |
| 1.51 or more.....  | 49                           | 19                           | 24              | 6                            | 142                           | 15                           | 14          | 11            | 14           | 61             | 19               | 8                            |
| <b>Lacking complete plumbing for exclusive use</b> ..... | <b>69</b>                    | <b>36</b>                    | <b>3</b>        | <b>30</b>                    | <b>94</b>                     | <b>17</b>                    | <b>5</b>    | <b>20</b>     | <b>8</b>     | <b>25</b>      | <b>11</b>        | <b>8</b>                     |
| 0.50 or less.....  | 5                            | -                            | -               | 5                            | 34                            | 6                            | -           | 11            | 8            | 4              | -                | 5                            |
| 0.51 to 1.00.....  | 34                           | 28                           | 3               | 3                            | 53                            | 4                            | 5           | 9             | -            | 21             | 11               | 3                            |
| 1.01 to 1.50.....  | 8                            | 2                            | -               | 6                            | -                             | -                            | -           | -             | -            | -              | -                | -                            |
| 1.51 or more.....  | 22                           | 6                            | -               | 16                           | 7                             | 7                            | -           | -             | -            | -              | -                | -                            |
| <b>BEDROOMS</b>  |                              |                              |                 |                              |                               |                              |             |               |              |                |                  |                              |
| None.....  | 51                           | 23                           | 12              | 16                           | 287                           | 45                           | 4           | 42            | 24           | 111            | 51               | 10                           |
| 1.....   | 153                          | 128                          | 6               | 19                           | 1 041                         | 184                          | 60          | 97            | 135          | 441            | 98               | 26                           |
| 2.....   | 827                          | 650                          | 66              | 111                          | 1 211                         | 369                          | 138         | 82            | 124          | 321            | 66               | 111                          |
| 3.....   | 1 161                        | 900                          | 52              | 209                          | 655                           | 404                          | 43          | 32            | 53           | 33             | 21               | 69                           |
| 4.....   | 612                          | 590                          | 14              | 8                            | 156                           | 127                          | 8           | 6             | 15           | -              | -                | -                            |
| 5 or more.....   | 205                          | 199                          | 6               | -                            | 82                            | 71                           | -           | -             | -            | 11             | -                | -                            |
| <b>HOUSEHOLD INCOME IN 1979</b>                          |                              |                              |                 |                              |                               |                              |             |               |              |                |                  |                              |
| Less than \$5,000.....                                   | 273                          | 210                          | 25              | 38                           | 949                           | 269                          | 64          | 82            | 139          | 276            | 72               | 47                           |
| \$5,000 to \$9,999.....                                  | 461                          | 372                          | 12              | 77                           | 706                           | 223                          | 26          | 75            | 52           | 227            | 65               | 38                           |
| \$10,000 to \$14,999.....                                | 266                          | 172                          | 21              | 73                           | 397                           | 124                          | 54          | 20            | 32           | 112            | 23               | 32                           |
| \$15,000 to \$19,999.....                                | 209                          | 170                          | 8               | 31                           | 307                           | 102                          | 17          | 16            | 47           | 92             | 14               | 19                           |
| \$20,000 to \$24,999.....                                | 408                          | 330                          | 32              | 46                           | 469                           | 191                          | 58          | 17            | 29           | 94             | 29               | 51                           |
| \$25,000 to \$29,999.....                                | 460                          | 389                          | 6               | 65                           | 249                           | 120                          | 10          | 9             | 37           | 56             | 12               | 5                            |
| \$30,000 to \$34,999.....                                | 564                          | 493                          | 39              | 32                           | 246                           | 133                          | 16          | 28            | 10           | 34             | 7                | 18                           |
| \$35,000 to \$49,999.....                                | 262                          | 258                          | 4               | -                            | 77                            | 16                           | 8           | 6             | 5            | 22             | 14               | 6                            |
| \$50,000 or more.....                                    | 106                          | 96                           | 9               | 1                            | 32                            | 22                           | -           | 6             | -            | 4              | -                | -                            |
| Median.....  | \$18 587                     | \$19 862                     | \$16 500        | \$12 277                     | \$10 384                      | \$12 177                     | \$11 690    | \$8 237       | \$7 466      | \$9 131        | \$8 362          | \$11 797                     |
| Mean.....  | \$20 357                     | \$21 335                     | \$19 104        | \$14 184                     | \$12 388                      | \$14 064                     | \$12 656    | \$12 330      | \$10 159     | \$11 180       | \$11 484         | \$12 573                     |
| <b>SELECTED CHARACTERISTICS</b>                          |                              |                              |                 |                              |                               |                              |             |               |              |                |                  |                              |
| <b>Heating equipment</b> .....                           | <b>3 009</b>                 | <b>2 490</b>                 | <b>156</b>      | <b>363</b>                   | <b>3 411</b>                  | <b>1 196</b>                 | <b>253</b>  | <b>259</b>    | <b>345</b>   | <b>906</b>     | <b>236</b>       | <b>216</b>                   |
| Steam or hot water system.....                           | 197                          | 169                          | 23              | 5                            | 740                           | 37                           | 27          | 35            | 74           | 475            | 92               | -                            |
| Central warm-air furnace or electric heat pump.....      | 2 058                        | 1 686                        | 99              | 273                          | 1 805                         | 709                          | 197         | 184           | 191          | 237            | 114              | 173                          |
| Other built-in electric units.....                       | 216                          | 207                          | 9               | -                            | 270                           | 79                           | 10          | 10            | 9            | 132            | 30               | -                            |
| Floor, wall, or pipeless furnace.....                    | 87                           | 58                           | 11              | 18                           | 125                           | 69                           | 16          | 8             | 15           | 10             | -                | 7                            |
| Other means.....   | 451                          | 370                          | 14              | 67                           | 471                           | 302                          | 3           | 22            | 56           | 52             | -                | 36                           |
| <b>Air conditioning</b> .....                            | <b>674</b>                   | <b>484</b>                   | <b>45</b>       | <b>145</b>                   | <b>933</b>                    | <b>150</b>                   | <b>52</b>   | <b>15</b>     | <b>50</b>    | <b>403</b>     | <b>156</b>       | <b>107</b>                   |
| Central system.....                                      | 346                          | 250                          | 28              | 68                           | 372                           | 67                           | 25          | 6             | 23           | 109            | 93               | 49                           |
| <b>Vehicles available</b> .....                          | <b>2 833</b>                 | <b>2 337</b>                 | <b>147</b>      | <b>349</b>                   | <b>2 598</b>                  | <b>1 044</b>                 | <b>156</b>  | <b>185</b>    | <b>254</b>   | <b>623</b>     | <b>139</b>       | <b>197</b>                   |
| 1.....   | 687                          | 512                          | 34              | 141                          | 1 468                         | 444                          | 88          | 111           | 173          | 457            | 90               | 105                          |
| 2 or more.....   | 2 146                        | 1 825                        | 113             | 208                          | 1 130                         | 600                          | 68          | 74            | 81           | 166            | 49               | 92                           |
| <b>House heating fuel</b> .....                          | <b>3 009</b>                 | <b>2 490</b>                 | <b>156</b>      | <b>363</b>                   | <b>3 411</b>                  | <b>1 196</b>                 | <b>253</b>  | <b>259</b>    | <b>345</b>   | <b>906</b>     | <b>236</b>       | <b>216</b>                   |
| Utility gas.....   | 2 198                        | 1 840                        | 102             | 256                          | 2 517                         | 853                          | 217         | 212           | 266          | 688            | 143              | 138                          |
| Bottled, tank, or LP gas.....                            | 298                          | 191                          | 26              | 81                           | 176                           | 60                           | 3           | 11            | 27           | 7              | 11               | 57                           |
| Electricity.....   | 323                          | 296                          | 25              | 2                            | 560                           | 180                          | 33          | 36            | 45           | 185            | 74               | 7                            |
| Fuel oil, kerosene, etc.....                             | 20                           | 12                           | -               | 8                            | 17                            | 11                           | -           | -             | -            | 6              | -                | -                            |
| Other.....   | 170                          | 151                          | 3               | 16                           | 141                           | 92                           | -           | -             | 7            | 20             | 8                | 14                           |
| <b>Water heating fuel</b> .....                          | <b>2 972</b>                 | <b>2 469</b>                 | <b>153</b>      | <b>350</b>                   | <b>3 402</b>                  | <b>1 187</b>                 | <b>253</b>  | <b>259</b>    | <b>351</b>   | <b>908</b>     | <b>236</b>       | <b>208</b>                   |
| Utility gas.....   | 2 085                        | 1 757                        | 92              | 236                          | 2 514                         | 867                          | 214         | 210           | 281          | 660            | 140              | 142                          |
| Bottled, tank, or LP gas.....                            | 314                          | 221                          | 26              | 67                           | 263                           | 121                          | 13          | 11            | 39           | 16             | 11               | 52                           |
| Electricity.....   | 568                          | 486                          | 35              | 47                           | 603                           | 195                          | 26          | 38            | 24           | 221            | 85               | 14                           |
| Fuel oil, kerosene, etc.....                             | -                            | -                            | -               | -                            | -                             | -                            | -           | -             | -            | -              | -                | -                            |
| Other.....   | 5                            | 5                            | -               | -                            | 22                            | 4                            | -           | -             | 7            | 11             | -                | -                            |
| <b>Family householder</b> .....                          | <b>2 494</b>                 | <b>2 099</b>                 | <b>123</b>      | <b>272</b>                   | <b>2 125</b>                  | <b>951</b>                   | <b>155</b>  | <b>156</b>    | <b>216</b>   | <b>415</b>     | <b>81</b>        | <b>151</b>                   |
| With own children under 18 years.....                    | 1 620                        | 1 358                        | 65              | 197                          | 1 603                         | 720                          | 142         | 108           | 157          | 299            | 57               | 120                          |
| With own children under 6 years.....                     | 689                          | 576                          | 31              | 82                           | 959                           | 369                          | 99          | 63            | 89           | 215            | 45               | 79                           |
| <b>Female householder, no husband present</b> .....      | <b>225</b>                   | <b>180</b>                   | <b>4</b>        | <b>41</b>                    | <b>543</b>                    | <b>216</b>                   | <b>47</b>   | <b>55</b>     | <b>90</b>    | <b>84</b>      | <b>32</b>        | <b>19</b>                    |
| With own children under 18 years.....                    | 169                          | 124                          | 4               | 41                           | 469                           | 194                          | 47          | 32            | 81           | 72             | 32               | 11                           |
| With own children under 6 years.....                     | 53                           | 47                           | 4               | 2                            | 232                           | 68                           | 35          |               |              |                |                  |                              |

Table A-44. Owner- and Renter-Occupied Housing Units With an American Indian, Eskimo, or Aleut Householder, by Size of Household: 1980

[Data are estimates based on a sample, see Introduction. For meaning of symbols, see Introduction. For definitions of terms, see appendixes A and B]

| The State   | Total        | 1 person   | 2 persons  | 3 persons  | 4 persons  | 5 persons  | 6 persons  | 7 persons | 8 or more persons | Median      | Total persons |
|---|--------------|------------|------------|------------|------------|------------|------------|-----------|-------------------|-------------|---------------|
| <b>Owner-occupied housing units</b>                                   | <b>3 009</b> | <b>432</b> | <b>700</b> | <b>548</b> | <b>599</b> | <b>425</b> | <b>151</b> | <b>74</b> | <b>80</b>         | <b>3.18</b> | <b>10 281</b> |
| Nonrelatives present  | 159          | -          | 68         | 33         | 28         | 20         | 6          | -         | 4                 | 2.85        | 558           |
| <b>ROOMS</b>  |              |            |            |            |            |            |            |           |                   |             |               |
| 1 to 3 rooms  | 180          | 92         | 35         | 14         | 34         | 5          | -          | -         | -                 | 1.48        | 366           |
| 4 rooms   | 409          | 141        | 104        | 68         | 42         | 25         | 8          | 8         | 13                | 2.11        | 1 094         |
| 5 rooms   | 816          | 100        | 281        | 143        | 138        | 98         | 38         | 6         | 12                | 2.69        | 2 471         |
| 6 rooms   | 526          | 52         | 138        | 94         | 111        | 73         | 26         | 15        | 17                | 3.28        | 1 949         |
| 7 rooms   | 410          | 8          | 67         | 84         | 101        | 87         | 34         | 19        | 10                | 3.96        | 1 695         |
| 8 or more rooms   | 668          | 39         | 75         | 145        | 173        | 137        | 45         | 26        | 28                | 3.93        | 2 706         |
| Median  | 5.7          | 4.4        | 5.3        | 6.0        | 6.3        | 6.6        | 6.6        | 6.9       | 6.4               | ...         | ...           |
| <b>PLUMBING FACILITIES BY PERSONS PER ROOM</b>                        |              |            |            |            |            |            |            |           |                   |             |               |
| <b>Complete plumbing for exclusive use</b>                            | <b>2 940</b> | <b>409</b> | <b>697</b> | <b>548</b> | <b>570</b> | <b>419</b> | <b>151</b> | <b>74</b> | <b>72</b>         | <b>3.16</b> | <b>10 023</b> |
| 1.00 or less  | 2 768        | 409        | 689        | 548        | 552        | 395        | 105        | 45        | 25                | 3.02        | 8 928         |
| 1.01 to 1.50  | 123          | -          | -          | -          | 9          | 19         | 46         | 21        | 28                | 6.23        | 778           |
| 1.51 or more  | 49           | -          | 8          | -          | 9          | 5          | -          | 8         | 19                | 6.81        | 317           |
| <b>Lacking complete plumbing for exclusive use</b>                    | <b>69</b>    | <b>23</b>  | <b>3</b>   | <b>-</b>   | <b>29</b>  | <b>6</b>   | <b>-</b>   | <b>-</b>  | <b>8</b>          | <b>3.79</b> | <b>258</b>    |
| 1.00 or less  | 39           | 23         | 3          | -          | 13         | -          | -          | -         | -                 | 1.35        | 63            |
| 1.01 to 1.50  | 8            | -          | -          | -          | -          | 6          | -          | -         | 2                 | 5.17        | 75            |
| 1.51 or more  | 22           | -          | -          | -          | 16         | -          | -          | -         | 6                 | 4.19        | 120           |
| <b>UNITS IN STRUCTURE</b>   |              |            |            |            |            |            |            |           |                   |             |               |
| 1, detached or attached   | 2 490        | 320        | 581        | 472        | 502        | 359        | 124        | 68        | 64                | 3.23        | 8 431         |
| 2 or more   | 156          | 31         | 46         | 9          | 38         | 12         | 4          | 6         | 10                | 2.61        | 604           |
| Mobile home or trailer, etc.  | 363          | 81         | 73         | 67         | 59         | 54         | 23         | -         | 6                 | 2.91        | 1 246         |
| <b>VALUE</b>  |              |            |            |            |            |            |            |           |                   |             |               |
| <b>Specified owner-occupied housing units</b>                         | <b>2 183</b> | <b>269</b> | <b>505</b> | <b>432</b> | <b>469</b> | <b>283</b> | <b>124</b> | <b>59</b> | <b>42</b>         | <b>3.23</b> | <b>7 306</b>  |
| Less than \$10,000  | 61           | 13         | 16         | 21         | -          | -          | 1          | 8         | 2                 | 2.57        | 219           |
| \$10,000 to \$19,999  | 136          | 52         | 26         | 29         | 6          | 16         | 7          | -         | -                 | 2.12        | 380           |
| \$20,000 to \$29,999  | 164          | 35         | 35         | 6          | 23         | 50         | 12         | -         | 3                 | 3.76        | 494           |
| \$30,000 to \$39,999  | 215          | 63         | 36         | 12         | 46         | 17         | 32         | -         | 9                 | 3.21        | 632           |
| \$40,000 to \$49,999  | 276          | 24         | 67         | 75         | 49         | 35         | 7          | 9         | 10                | 3.13        | 896           |
| \$50,000 to \$59,999  | 365          | 20         | 84         | 91         | 66         | 47         | 13         | 36        | 8                 | 3.36        | 1 430         |
| \$60,000 to \$79,999  | 601          | 35         | 152        | 105        | 177        | 72         | 44         | 6         | 10                | 3.55        | 2 078         |
| \$80,000 to \$99,999  | 187          | 16         | 35         | 66         | 52         | 10         | 8          | -         | -                 | 3.14        | 599           |
| \$100,000 to \$149,999  | 143          | 11         | 44         | 20         | 32         | 36         | -          | -         | -                 | 3.32        | 463           |
| \$150,000 or more   | 35           | -          | 10         | 7          | 18         | -          | -          | -         | -                 | 3.53        | 115           |
| Median  | \$55 200     | \$33 800   | \$57 600   | \$56 400   | \$66 200   | \$54 200   | \$52 100   | \$53 500  | \$43 500          | ...         | ...           |
| <b>SELECTED CHARACTERISTICS</b>                                       |              |            |            |            |            |            |            |           |                   |             |               |
| <b>All income levels in 1979</b>                                      | <b>3 009</b> | <b>432</b> | <b>700</b> | <b>548</b> | <b>599</b> | <b>425</b> | <b>151</b> | <b>74</b> | <b>80</b>         | <b>3.18</b> | <b>10 281</b> |
| Median income   | \$18 587     | \$8 106    | \$17 929   | \$20 441   | \$21 109   | \$20 840   | \$20 673   | \$16 250  | \$20 833          | ...         | ...           |
| Median selected monthly owner costs as percentage of household income | 20.6         | 29.1       | 17.7       | 19.8       | 21.4       | 22.0       | 23.3       | 25.4      | 15.6              | ...         | ...           |
| With a mortgage   | 22.9         | 34.5       | 18.6       | 23.0       | 22.6       | 24.3       | 24.1       | 41.7      | 16.9              | ...         | ...           |
| Not mortgaged   | 13.4         | 18.9       | 13.6       | 10.5       | 12.1       | 13.0       | 20.4       | 10-       | 10-               | ...         | ...           |
| <b>Income in 1979 below poverty level</b>                             | <b>349</b>   | <b>79</b>  | <b>34</b>  | <b>43</b>  | <b>44</b>  | <b>41</b>  | <b>55</b>  | <b>34</b> | <b>19</b>         | <b>3.92</b> | <b>...</b>    |
| Median income   | \$3 898      | \$2500-    | \$3 375    | \$2500-    | \$5 463    | \$2500-    | \$7 218    | \$8 167   | \$7 917           | ...         | ...           |
| Median selected monthly owner costs as percentage of household income | 50+          | 42.0       | 29.1       | 50+        | 50+        | 50+        | 50+        | 50+       | 12.5              | ...         | ...           |
| With a mortgage   | 50+          | 50+        | 50+        | 50+        | 50+        | 50+        | 50+        | 50+       | -                 | ...         | ...           |
| Not mortgaged   | 29.1         | 34.6       | 27.8       | -          | 17.5       | 45.0       | 22.5       | -         | 12.5              | ...         | ...           |
| <b>Renter-occupied housing units</b>                                  | <b>3 432</b> | <b>872</b> | <b>793</b> | <b>696</b> | <b>571</b> | <b>270</b> | <b>121</b> | <b>51</b> | <b>58</b>         | <b>2.57</b> | <b>9 721</b>  |
| Nonrelatives present  | 642          | -          | 329        | 162        | 91         | 34         | 12         | 4         | 10                | 2.48        | 1 961         |
| <b>ROOMS</b>  |              |            |            |            |            |            |            |           |                   |             |               |
| 1 room  | 199          | 132        | 64         | -          | 3          | -          | -          | -         | -                 | 1.25        | 325           |
| 2 rooms   | 372          | 192        | 81         | 75         | 21         | 3          | -          | -         | -                 | 1.47        | 689           |
| 3 rooms   | 710          | 344        | 166        | 111        | 59         | 12         | 14         | 4         | -                 | 1.57        | 1 491         |
| 4 rooms   | 913          | 86         | 303        | 262        | 153        | 72         | 28         | 9         | -                 | 2.76        | 2 624         |
| 5 rooms   | 621          | 80         | 102        | 135        | 180        | 88         | 10         | 7         | 19                | 3.45        | 1 945         |
| 6 rooms   | 274          | 18         | 29         | 53         | 82         | 28         | 41         | 18        | 5                 | 3.95        | 1 185         |
| 7 or more rooms   | 343          | 20         | 48         | 60         | 73         | 67         | 28         | 13        | 34                | 4.10        | 1 462         |
| Median  | 4.0          | 2.8        | 3.8        | 4.1        | 4.8        | 5.0        | 5.7        | 5.8       | 6.7               | ...         | ...           |
| <b>PLUMBING FACILITIES BY PERSONS PER ROOM</b>                        |              |            |            |            |            |            |            |           |                   |             |               |
| <b>Complete plumbing for exclusive use</b>                            | <b>3 338</b> | <b>812</b> | <b>774</b> | <b>694</b> | <b>571</b> | <b>267</b> | <b>115</b> | <b>47</b> | <b>58</b>         | <b>2.62</b> | <b>9 496</b>  |
| 1.00 or less  | 2 899        | 812        | 710        | 619        | 488        | 183        | 63         | 13        | 11                | 2.40        | 7 512         |
| 1.01 to 1.50  | 297          | -          | -          | 75         | 59         | 72         | 38         | 25        | 28                | 4.70        | 1 357         |
| 1.51 or more  | 142          | -          | 64         | -          | 24         | 12         | 14         | 9         | 19                | 3.79        | 627           |
| <b>Lacking complete plumbing for exclusive use</b>                    | <b>94</b>    | <b>60</b>  | <b>19</b>  | <b>2</b>   | <b>-</b>   | <b>3</b>   | <b>6</b>   | <b>4</b>  | <b>-</b>          | <b>1.28</b> | <b>225</b>    |
| 1.00 or less  | 87           | 60         | 19         | 2          | -          | -          | 6          | -         | -                 | 1.22        | 189           |
| 1.01 to 1.50  | -            | -          | -          | -          | -          | -          | -          | -         | -                 | -           | -             |
| 1.51 or more  | 7            | -          | -          | -          | -          | 3          | -          | 4         | -                 | 6.63        | 36            |
| <b>UNITS IN STRUCTURE</b>   |              |            |            |            |            |            |            |           |                   |             |               |
| 1, detached or attached   | 1 200        | 158        | 246        | 268        | 263        | 152        | 48         | 43        | 22                | 3.23        | 3 988         |
| 2   | 253          | 54         | 44         | 51         | 66         | -          | 31         | -         | 7                 | 3.06        | 759           |
| 3 and 4   | 259          | 80         | 60         | 66         | 14         | 6          | 33         | -         | -                 | 2.32        | 701           |
| 5 to 9  | 351          | 105        | 72         | 107        | 36         | 21         | -          | -         | 10                | 2.48        | 878           |
| 10 to 49  | 917          | 330        | 258        | 161        | 103        | 49         | 9          | -         | 7                 | 2.00        | 2 253         |
| 50 or more  | 236          | 107        | 72         | 14         | 23         | 8          | -          | -         | 12                | 1.65        | 479           |
| Mobile home or trailer, etc.  | 216          | 38         | 41         | 29         | 66         | 34         | -          | 8         | -                 | 3.50        | 663           |
| <b>GROSS RENT</b>   |              |            |            |            |            |            |            |           |                   |             |               |
| <b>Specified renter-occupied housing units</b>                        | <b>3 300</b> | <b>860</b> | <b>771</b> | <b>678</b> | <b>536</b> | <b>254</b> | <b>111</b> | <b>32</b> | <b>58</b>         | <b>2.53</b> | <b>9 228</b>  |
| Less than \$100   | 298          | 179        | 35         | 23         | 17         | 13         | 9          | 10        | 12                | 1.33        | 520           |
| \$100 to \$149  | 319          | 127        | 45         | 81         | 15         | 27         | 14         | -         | 10                | 2.22        | 800           |
| \$150 to \$199  | 459          | 174        | 96         | 99         | 53         | 10         | 22         | -         | 5                 | 2.08        | 1 013         |
| \$200 to \$249  | 628          | 176        | 194        | 125        | 54         | 54         | 10         | 9         | 6                 | 2.21        | 1 680         |
| \$250 to \$299  | 543          | 91         | 124        | 115        | 134        | 36         | 23         | 6         | 14                | 2.99        | 1 780         |
| \$300 to \$349  | 328          | 16         | 101        | 94         | 89         | 21         | 6          | 1         | -                 | 3.00        | 1 032         |
| \$350 to \$399  | 202          | 32         | 48         | 44         | 54         | 18         | -          | 6         | -                 | 2.98        | 636           |
| \$400 to \$499  | 274          | 18         | 75         | 60         | 80         | 35         | 6          | -         | -                 | 3.23        | 902           |
| \$500 or more   | 165          | 30         | 17         | 33         | 30         | 31         | 13         | -         | 11                | 3.58        | 617           |
| No cash rent  | 84           | 17         | 36         | 4          | 10         | 9          | 8          | -         | -                 | 2.19        | 248           |
| Median  | \$241        | \$189      | \$249      | \$253      | \$297      | \$274      | \$241      | \$219     | \$233             | ...         | ...           |
| <b>SELECTED CHARACTERISTICS</b>                                       |              |            |            |            |            |            |            |           |                   |             |               |
| <b>All income levels in 1979</b>                                      | <b>3 432</b> | <b>872</b> | <b>793</b> | <b>696</b> | <b>571</b> | <b>270</b> | <b>121</b> | <b>51</b> | <b>58</b>         | <b>2.57</b> | <b>9 721</b>  |
| Median income   | \$10 384     | \$6 325    | \$11 897   | \$10 195   | \$11 692   | \$13 375   | \$12 548   | \$15 469  | \$16 786          | ...         | ...           |
| Median gross rent as percentage of household income                   | 27.7         | 28.4       | 26.9       | 31.5       | 31.1       | 25.1       | 26.1       | 17.6      | 19.2              | ...         | ...           |
| <b>Income in 1979 below poverty level</b>                             | <b>1 072</b> | <b>289</b> | <b>183</b> | <b>264</b> | <b>179</b> | <b>80</b>  | <b>44</b>  | <b>16</b> | <b>17</b>         | <b>2.74</b> | <b>...</b>    |
| Median income   | \$3 375      | \$2500-    | \$3 497    | \$3 184    | \$4 566    | \$6 500    | \$3 095    | \$5 500   | \$6 771           | ...         | ...           |
| Median gross rent as percentage of household income                   | 50+          | 50+        | 50+        | 50+        | 50+        | 28.7       | 50+        | 19.0      | 18.5              | ...         | ...           |

Table A-45. Household Composition and Age of Householder for Owner- and Renter-Occupied Housing Units With an American Indian, Eskimo, or Aleut Householder: 1980

[Data are estimates based on a sample, see Introduction. For meaning of symbols, see Introduction. For definitions of terms, see appendices A and B]

|   | Married-couple families |                |                | Male householder, no wife present |                   |                | Female householder, no husband present |                |                | Median age |
|---|-------------------------|----------------|----------------|-----------------------------------|-------------------|----------------|--|----------------|----------------|------------|
|   | 15 to 24 years          | 25 to 34 years | 35 to 44 years | 45 to 64 years                    | 65 years and over | 15 to 24 years | 25 to 34 years                         | 35 to 44 years | 45 to 64 years |            |
| <b>The State</b>  |                         |                |                |                                   |                   |                |  |                |                |            |
| <b>Owner-occupied housing units</b>   |                         |                |                |                                   |                   |                |  |                |                |            |
| <b>PERSONS IN UNIT</b>  |                         |                |                |                                   |                   |                |  |                |                |            |
| 1 person  | 432                     | 121            | 49             | 208                               | 139               | 41             | 52                                     | 11             | 82             | 104        |
| 2 persons   | 700                     | 131            | 75             | 193                               | 2                 | 26             | 19                                     | 16             | 25             | 11         |
| 3 persons   | 548                     | 26             | 177            | 139                               | 9                 | —              | 6                                      | 26             | 12             | 4          |
| 4 persons   | 599                     | 17             | 208            | 177                               | 9                 | —              | 6                                      | 21             | 8              | —          |
| 5 persons   | 425                     | —              | 141            | 155                               | 4                 | —              | —                                      | 7              | —              | —          |
| 6 or more persons   | 305                     | 6              | 76             | 107                               | 30                | —              | 3                                      | 15             | 1              | —          |
| Median  | 3.18                    | 3.00           | 3.92           | 4.39                              | 2.16              | 1.34           | 1.38                                   | 3.24           | 1.28           | 1.07       |
| Total persons   | 10 281                  | 236            | 2 630          | 2 532                             | 506               | 102            | 186                                    | 560            | 209            | 137        |
|   |                         |                |                |                                   |                   |                |  |                |                |            |
| <b>PLUMBING FACILITIES BY PERSONS PER ROOM</b>  |                         |                |                |                                   |                   |                |  |                |                |            |
| Complete plumbing for exclusive use   | 2 940                   | 665            | 560            | 680                               | 178               | 64             | 91                                     | 48             | 128            | 119        |
| 1.01 or more persons per room   | 172                     | 62             | 44             | 22                                | 18                | 3              | 3                                      | 8              | 9              | —          |
| Lacking complete plumbing for exclusive use   | 69                      | 12             | 3              | 25                                | 6                 | 5              | —                                      | —              | —              | —          |
| 1.01 or more persons per room   | 30                      | 12             | —              | 12                                | 6                 | —              | —                                      | —              | —              | —          |
|   |                         |                |                |                                   |                   |                |  |                |                |            |
| <b>MORTGAGE STATUS AND SELECTED MONTHLY OWNER COSTS AS PERCENTAGE OF HOUSEHOLD INCOME IN 1979</b> |                         |                |                |                                   |                   |                |  |                |                |            |
| <b>Specified owner-occupied housing units</b>   |                         |                |                |                                   |                   |                |  |                |                |            |
| <b>With a mortgage</b>  | 2 183                   | 500            | 416            | 580                               | 121               | 39             | 62                                     | 38             | 44             | 71         |
| Less than 15 percent  | 1 723                   | 461            | 360            | 465                               | 25                | 29             | 62                                     | 38             | 16             | 21         |
| 15 to 19 percent  | 314                     | 21             | 38             | 180                               | 20                | 6              | 4                                      | 6              | 16             | 4          |
| 20 to 24 percent  | 395                     | 4              | 122            | 73                                | —                 | 13             | 26                                     | 12             | —              | 7          |
| 25 to 29 percent  | 244                     | 7              | 99             | 50                                | —                 | —              | 4                                      | 8              | —              | 4          |
| 30 to 34 percent  | 181                     | 20             | 20             | 60                                | —                 | —              | 14                                     | 2              | —              | 9          |
| 35 percent or more  | 147                     | 8              | 35             | 15                                | 5                 | —              | 2                                      | —              | —              | 8          |
| Not computed  | 419                     | —              | 72             | 87                                | —                 | 10             | 12                                     | —              | —              | 24         |
| Median  | 22.9                    | 20.4           | 21.0           | 18.6                              | 10—               | 18.3           | 21.3                                   | 18.3           | 10.0           | 33.8       |
| <b>Not mortgaged</b>  | 460                     | 39             | 56             | 115                               | 96                | 10             | —                                      | —              | 28             | 5          |
| Less than 10 percent  | 131                     | 2              | 22             | 66                                | 30                | 2              | —                                      | —              | 8              | 9          |
| 10 to 14 percent  | 109                     | 6              | 21             | 21                                | 17                | 7              | —                                      | —              | 13             | —          |
| 15 to 19 percent  | 45                      | —              | 7              | 10                                | 16                | —              | —                                      | —              | —              | —          |
| 20 to 24 percent  | 24                      | —              | —              | —                                 | 8                 | —              | —                                      | —              | —              | —          |
| 25 to 29 percent  | 22                      | —              | —              | —                                 | —                 | —              | —                                      | —              | —              | —          |
| 30 to 34 percent  | 11                      | —              | —              | —                                 | —                 | —              | —                                      | —              | —              | —          |
| 35 percent or more  | 48                      | 10             | 7              | 7                                 | —                 | —              | —                                      | —              | —              | —          |
| Not computed  | 13.4                    | 17.5           | 10.6           | 10—                               | 15.3              | 12.1           | —                                      | —              | 16.0           | 45.0       |
| Median  | 3.432                   | 304            | 247            | 216                               | 21                | 305            | 295                                    | 116            | 147            | 201        |
|   |                         |                |                |                                   |                   |                |  |                |                |            |
| <b>Renter-occupied housing units</b>  |                         |                |                |                                   |                   |                |  |                |                |            |
| <b>PERSONS IN UNIT</b>  |                         |                |                |                                   |                   |                |  |                |                |            |
| 1 person  | 872                     | 99             | 37             | 66                                | 21                | 97             | 156                                    | 54             | 77             | 65         |
| 2 persons   | 793                     | 104            | 52             | 32                                | —                 | 152            | 55                                     | 77             | 42             | 14         |
| 3 persons   | 696                     | 72             | 47             | 40                                | —                 | 44             | 53                                     | 17             | 23             | —          |
| 4 persons   | 571                     | 11             | 92             | 39                                | —                 | 10             | 27                                     | 8              | 5              | —          |
| 5 persons   | 270                     | —              | 70             | 39                                | —                 | —              | 4                                      | —              | —              | —          |
| 6 or more persons   | 230                     | 18             | 41             | 39                                | —                 | 2              | —                                      | 8              | —              | 10         |
| Median  | 2.57                    | 3.01           | 3.85           | 4.23                              | 2.00              | 1.87           | 1.45                                   | 1.61           | 1.45           | 1.18       |
| Total persons   | 9 721                   | 910            | 2 429          | 1 058                             | 848               | 573            | 625                                    | 257            | 278            | 133        |
|   |                         |                |                |                                   |                   |                |  |                |                |            |
| <b>PLUMBING FACILITIES BY PERSONS PER ROOM</b>  |                         |                |                |                                   |                   |                |  |                |                |            |
| Complete plumbing for exclusive use   | 3 338                   | 304            | 243            | 214                               | 21                | 291            | 271                                    | 111            | 130            | 85         |
| 1.01 or more persons per room   | 439                     | 51             | 46             | 57                                | —                 | 32             | 13                                     | 8              | 14             | 10         |
| Lacking complete plumbing for exclusive use   | 94                      | —              | 4              | 2                                 | —                 | 14             | 24                                     | 5              | 17             | 4          |
| 1.01 or more persons per room   | 7                       | —              | 3              | —                                 | —                 | —              | —                                      | —              | —              | —          |
|   |                         |                |                |                                   |                   |                |  |                |                |            |
| <b>GROSS RENT AS PERCENTAGE OF HOUSEHOLD INCOME IN 1979</b>                                       |                         |                |                |                                   |                   |                |  |                |                |            |
| <b>Specified renter-occupied housing units</b>  |                         |                |                |                                   |                   |                |  |                |                |            |
| Less than 15 percent  | 3 300                   | 568            | 208            | 204                               | 21                | 305            | 289                                    | 116            | 141            | 89         |
| 15 to 19 percent  | 480                     | 24             | 47             | 47                                | 7                 | 26             | 45                                     | 20             | 36             | 23         |
| 20 to 24 percent  | 391                     | 22             | 39             | 28                                | —                 | 17             | 47                                     | 34             | 9              | 8          |
| 25 to 29 percent  | 493                     | 50             | 33             | 54                                | —                 | 49             | 52                                     | 4              | 15             | 15         |
| 30 to 34 percent  | 397                     | 50             | 95             | 11                                | —                 | 31             | 34                                     | 16             | 3              | 10         |
| 35 to 49 percent  | 395                     | 28             | 18             | 13                                | —                 | 49             | 7                                      | 6              | 3              | 7          |
| 50 percent or more  | 781                     | 47             | 71             | 14                                | 14                | 48             | 58                                     | 31             | —              | 13         |
| Not computed  | 136                     | 21             | 11             | 15                                | —                 | 78             | 37                                     | 3              | 43             | 13         |
| Median  | 27.7                    | 29.0           | 21.6           | 21.8                              | 50+               | 32.7           | 24.6                                   | 21.9           | 25.8           | 24.5       |

**Table A-46. Age and Sex of Householder in One-Person Households for Owner- and Renter-Occupied Housing Units With an American Indian, Eskimo, or Aleut Householder: 1980**

[Data are estimates based on a sample, see Introduction. For meaning of symbols, see Introduction. For definitions of terms, see appendixes A and B]

| The State   | Male householder |            |                |                |                |                |                   | Female householder |                |                |                |                |                   |
|---|------------------|------------|----------------|----------------|----------------|----------------|-------------------|--------------------|----------------|----------------|----------------|----------------|-------------------|
|   | Total            | Total      | 15 to 24 years | 25 to 34 years | 35 to 44 years | 45 to 64 years | 65 years and over | Total              | 15 to 24 years | 25 to 34 years | 35 to 44 years | 45 to 64 years | 65 years and over |
| <b>Owner-occupied housing units</b> .....   | <b>432</b>       | <b>230</b> | <b>41</b>      | <b>52</b>      | <b>29</b>      | <b>56</b>      | <b>52</b>         | <b>202</b>         | -              | <b>5</b>       | <b>11</b>      | <b>82</b>      | <b>104</b>        |
| <b>PLUMBING FACILITIES</b>  |                  |            |                |                |                |                |                   |                    |                |                |                |                |                   |
| Complete plumbing for exclusive use .....   | 409              | 207        | 36             | 52             | 29             | 53             | 37                | 202                | -              | 5              | 11             | 82             | 104               |
| Lacking complete plumbing for exclusive use .....                                   | 23               | 23         | 5              | -              | -              | 3              | 15                | -                  | -              | -              | -              | -              | -                 |
| <b>UNITS IN STRUCTURE</b>   |                  |            |                |                |                |                |                   |                    |                |                |                |                |                   |
| 1, detached or attached .....   | 320              | 153        | 30             | 28             | 24             | 44             | 27                | 167                | -              | 2              | 5              | 77             | 83                |
| 2 or more .....   | 31               | 12         | -              | 9              | -              | 3              | -                 | 19                 | -              | -              | 6              | 5              | 8                 |
| Mobile home or trailer, etc. ....   | 81               | 65         | 11             | 15             | 5              | 9              | 25                | 16                 | -              | 3              | -              | -              | 13                |
| <b>HOUSEHOLD INCOME IN 1979</b>   |                  |            |                |                |                |                |                   |                    |                |                |                |                |                   |
| Less than \$5,000 .....   | 125              | 51         | 5              | 5              | 10             | 14             | 17                | 74                 | -              | 2              | 5              | 19             | 48                |
| \$5,000 to \$9,999 .....  | 141              | 59         | 16             | -              | -              | 16             | 27                | 82                 | -              | -              | -              | 43             | 39                |
| \$10,000 to \$12,499 .....  | 44               | 24         | 14             | 10             | -              | -              | -                 | 20                 | -              | 3              | -              | -              | 17                |
| \$12,500 to \$14,999 .....  | 22               | 22         | -              | 11             | 11             | -              | -                 | -                  | -              | -              | -              | -              | -                 |
| \$15,000 to \$19,999 .....  | 26               | 22         | 6              | 8              | -              | -              | 8                 | 4                  | -              | -              | -              | 4              | -                 |
| \$20,000 to \$24,999 .....  | 27               | 11         | -              | 5              | 6              | -              | -                 | 16                 | -              | -              | -              | 16             | -                 |
| \$25,000 to \$34,999 .....  | 31               | 25         | -              | 13             | 2              | 10             | -                 | 6                  | -              | -              | 6              | -              | -                 |
| \$35,000 to \$49,999 .....  | 16               | 16         | -              | -              | -              | 16             | -                 | -                  | -              | -              | -              | -              | -                 |
| \$50,000 or more .....  | -                | -          | -              | -              | -              | -              | -                 | -                  | -              | -              | -              | -              | -                 |
| Median .....  | \$8 106          | \$10 521   | \$9 922        | \$16 250       | \$13 523       | \$9 615        | \$5 833           | \$6 500            | -              | \$10 417       | \$25 208       | \$8 306        | \$5 303           |
| Mean .....  | \$10 802         | \$13 455   | \$9 560        | \$18 488       | \$11 126       | \$19 095       | \$6 720           | \$7 780            | -              | \$7 095        | \$15 911       | \$9 416        | \$5 662           |
| <b>MORTGAGE STATUS AND SELECTED MONTHLY OWNER COSTS</b>                             |                  |            |                |                |                |                |                   |                    |                |                |                |                |                   |
| <b>Specified owner-occupied housing units</b> .....                                 | <b>269</b>       | <b>128</b> | <b>21</b>      | <b>28</b>      | <b>24</b>      | <b>36</b>      | <b>19</b>         | <b>141</b>         | -              | <b>2</b>       | <b>2</b>       | <b>73</b>      | <b>64</b>         |
| <b>With a mortgage</b> .....  | <b>174</b>       | <b>99</b>  | <b>14</b>      | <b>28</b>      | <b>24</b>      | <b>16</b>      | <b>17</b>         | <b>75</b>          | -              | -              | <b>2</b>       | <b>56</b>      | <b>17</b>         |
| Less than \$200 .....   | 30               | 12         | -              | -              | 10             | -              | 2                 | 18                 | -              | -              | 2              | 8              | 8                 |
| \$200 to \$249 .....  | 41               | 14         | 6              | -              | -              | 8              | -                 | 27                 | -              | -              | -              | 27             | -                 |
| \$250 to \$299 .....  | 21               | 21         | -              | -              | 6              | -              | 15                | -                  | -              | -              | -              | -              | -                 |
| \$300 to \$349 .....  | 26               | 17         | 8              | 3              | 6              | -              | -                 | 9                  | -              | -              | -              | 9              | -                 |
| \$350 to \$399 .....  | 9                | -          | -              | -              | -              | -              | -                 | 9                  | -              | -              | -              | -              | 9                 |
| \$400 to \$499 .....  | 10               | 8          | -              | -              | -              | 8              | -                 | 2                  | -              | -              | -              | 2              | -                 |
| \$500 to \$599 .....  | 12               | 2          | -              | 2              | -              | -              | -                 | 10                 | -              | -              | -              | 10             | -                 |
| \$600 to \$749 .....  | 14               | 14         | -              | 12             | 2              | -              | -                 | -                  | -              | -              | -              | -              | -                 |
| \$750 or more .....   | 11               | 11         | -              | 11             | -              | -              | -                 | -                  | -              | -              | -              | -              | -                 |
| Median .....  | \$288            | \$307      | \$306          | \$713          | \$267          | \$350          | \$272             | \$236              | -              | \$175          | \$237          | \$353          |                   |
| <b>Not mortgaged</b> .....  | <b>95</b>        | <b>29</b>  | <b>7</b>       | <b>-</b>       | <b>-</b>       | <b>20</b>      | <b>2</b>          | <b>66</b>          | -              | <b>2</b>       | <b>-</b>       | <b>17</b>      | <b>47</b>         |
| Less than \$50 .....  | 1                | -          | -              | -              | -              | -              | -                 | 1                  | -              | -              | -              | -              | 1                 |
| \$50 to \$74 .....  | 10               | 2          | -              | -              | -              | -              | 2                 | 8                  | -              | -              | -              | 2              | 6                 |
| \$75 to \$99 .....  | 10               | -          | -              | -              | -              | -              | -                 | 10                 | -              | -              | -              | 2              | 8                 |
| \$100 to \$124 .....  | 56               | 22         | 7              | -              | -              | 15             | -                 | 34                 | -              | 2              | -              | 7              | 25                |
| \$125 to \$149 .....  | 6                | -          | -              | -              | -              | -              | -                 | 6                  | -              | -              | -              | 6              | -                 |
| \$150 to \$199 .....  | 12               | 5          | -              | -              | -              | 5              | -                 | 7                  | -              | -              | -              | -              | 7                 |
| \$200 to \$249 .....  | -                | -          | -              | -              | -              | -              | -                 | -                  | -              | -              | -              | -              | -                 |
| \$250 or more .....   | -                | -          | -              | -              | -              | -              | -                 | -                  | -              | -              | -              | -              | -                 |
| Median .....  | \$112            | \$114      | \$113          | -              | -              | \$117          | \$63              | \$110              | -              | \$113          | -              | \$116          | \$108             |
| <b>SELECTED CHARACTERISTICS</b>   |                  |            |                |                |                |                |                   |                    |                |                |                |                |                   |
| Median selected monthly owner costs as percentage of household income in 1979 ..... | 29.1             | 22.1       | 17.9           | 30.0           | 20.8           | 14.1           | 50+               | 31.7               | -              | -              | 50+            | 33.9           | 28.2              |
| With a mortgage .....   | 34.5             | 27.9       | 35.6           | 30.0           | 20.8           | 10.0           | 50+               | 36.7               | -              | -              | 50+            | 36.2           | 50+               |
| Not mortgaged .....   | 18.9             | 15.8       | 12.5           | -              | -              | 17.5           | 12.5              | 23.8               | -              | -              | -              | 16.1           | 27.2              |
| Income in 1979 below poverty level .....  | 79               | 36         | 5              | 5              | 10             | 14             | 2                 | 43                 | -              | 2              | 5              | 8              | 28                |
| Percent below poverty level .....   | 18.3             | 15.7       | 12.2           | 9.6            | 34.5           | 25.0           | 3.8               | 21.3               | -              | 40.0           | 45.5           | 9.8            | 26.9              |
| <b>Renter-occupied housing units</b> .....  | <b>872</b>       | <b>449</b> | <b>97</b>      | <b>156</b>     | <b>54</b>      | <b>77</b>      | <b>65</b>         | <b>423</b>         | <b>92</b>      | <b>130</b>     | <b>56</b>      | <b>58</b>      | <b>87</b>         |
| <b>PLUMBING FACILITIES</b>  |                  |            |                |                |                |                |                   |                    |                |                |                |                |                   |
| Complete plumbing for exclusive use .....   | 812              | 402        | 91             | 132            | 54             | 60             | 65                | 410                | 92             | 130            | 48             | 58             | 82                |
| Lacking complete plumbing for exclusive use .....                                   | 60               | 47         | 6              | 24             | -              | 17             | -                 | 13                 | -              | -              | 8              | -              | 5                 |
| <b>UNITS IN STRUCTURE</b>   |                  |            |                |                |                |                |                   |                    |                |                |                |                |                   |
| 1, detached or attached .....   | 158              | 96         | 14             | 40             | 8              | 20             | 14                | 62                 | 17             | 21             | -              | -              | 24                |
| 2 .....   | 54               | 29         | 14             | 12             | 3              | -              | -                 | 25                 | 10             | -              | 4              | -              | 11                |
| 3 and 4 .....   | 80               | 63         | 6              | 31             | 11             | 15             | -                 | 17                 | -              | 7              | -              | 10             | -                 |
| 5 to 9 .....  | 105              | 58         | 16             | 15             | -              | 12             | 15                | 47                 | 6              | 26             | 8              | 7              | -                 |
| 10 to 49 .....  | 330              | 150        | 38             | 37             | 30             | 24             | 21                | 180                | 39             | 57             | 29             | 27             | 28                |
| 50 or more .....  | 107              | 41         | 6              | 17             | -              | 3              | 15                | 66                 | 20             | 12             | 8              | 14             | 12                |
| Mobile home or trailer, etc. ....   | 38               | 12         | 3              | 4              | 2              | 3              | -                 | 26                 | -              | 7              | 7              | -              | 12                |
| <b>HOUSEHOLD INCOME IN 1979</b>   |                  |            |                |                |                |                |                   |                    |                |                |                |                |                   |
| Less than \$5,000 .....   | 392              | 192        | 40             | 26             | 22             | 53             | 51                | 200                | 48             | 32             | 24             | 34             | 62                |
| \$5,000 to \$9,999 .....  | 211              | 96         | 30             | 33             | 7              | 12             | 14                | 115                | 20             | 49             | 28             | 7              | 11                |
| \$10,000 to \$12,499 .....  | 79               | 53         | 5              | 45             | 3              | -              | -                 | 26                 | 14             | 6              | -              | 6              | -                 |
| \$12,500 to \$14,999 .....  | 35               | 6          | -              | -              | 6              | -              | -                 | 29                 | 7              | 6              | 4              | -              | 12                |
| \$15,000 to \$19,999 .....  | 116              | 75         | 19             | 40             | 10             | 6              | -                 | 41                 | -              | 37             | -              | 4              | -                 |
| \$20,000 to \$24,999 .....  | 24               | 21         | 3              | 12             | -              | 6              | -                 | 3                  | 3              | -              | -              | -              | -                 |
| \$25,000 to \$34,999 .....  | -                | -          | -              | -              | -              | -              | -                 | -                  | -              | -              | -              | -              | -                 |
| \$35,000 to \$49,999 .....  | 15               | 6          | -              | -              | 6              | -              | -                 | 9                  | -              | -              | -              | 7              | 2                 |
| \$50,000 or more .....  | -                | -          | -              | -              | -              | -              | -                 | -                  | -              | -              | -              | -              | -                 |
| Median .....  | \$6 325          | \$7 855    | \$7 850        | \$11 056       | \$9 286        | \$3 092        | \$3 949           | \$5 471            | \$4 800        | \$8 000        | \$5 455        | \$4 306        | \$3 972           |
| Mean .....  | \$8 172          | \$8 708    | \$8 364        | \$11 199       | \$12 071       | \$5 859        | \$3 824           | \$7 603            | \$6 222        | \$9 312        | \$5 543        | \$10 510       | \$5 896           |
| <b>GROSS RENT</b>   |                  |            |                |                |                |                |                   |                    |                |                |                |                |                   |
| <b>Specified renter-occupied housing units</b> .....                                | <b>860</b>       | <b>437</b> | <b>97</b>      | <b>150</b>     | <b>54</b>      | <b>71</b>      | <b>65</b>         | <b>423</b>         | <b>92</b>      | <b>130</b>     | <b>56</b>      | <b>58</b>      | <b>87</b>         |
| Less than \$100 .....   | 179              | 105        | 3              | 17             | 11             | 27             | 47                | 74                 | 3              | -              | 12             | 22             | 37                |
| \$100 to \$149 .....  | 127              | 83         | 18             | 33             | 5              | 14             | 13                | 44                 | 19             | -              | 3              | -              | 22                |
| \$150 to \$199 .....  | 174              | 72         | 21             | 14             | 11             | 21             | 5                 | 102                | 29             | 33             | 11             | 8              | 21                |
| \$200 to \$249 .....  | 176              | 75         | 32             | 22             | 15             | 6              | -                 | 101                | 18             | 56             | 13             | 14             | -                 |
| \$250 to \$299 .....  | 91               | 38         | 9              | 29             | -              | -              | -                 | 53                 | 5              | 29             | 12             | 7              | -                 |
| \$300 to \$349 .....  | 16               | 11         | -              | 5              | 6              | -              | -                 | 5                  | -              | -              | 5              | -              | -                 |
| \$350 to \$399 .....  | 32               | 18         | 7              | 11             | -              | -              | -                 | 14                 | -              | 7              | -              | 7              | -                 |
| \$400 to \$499 .....  | 18               | 13         | 7              | 6              | -              | -              | -                 | 5                  | -              | 5              | -              | -              | -                 |
| \$500 or more .....   | 30               | 12         | -              | 6              | 6              | -              | -                 | 18                 | 18             | -              | -              | -              | -                 |
| No cash rent .....  | 17               | 10         | -              | 7              | -              | 3              | -                 | 7                  | -              | -              | -              | -              | 7                 |
| Median .....  | \$189            | \$175      | \$215          | \$210          | \$190          | \$109          | \$71              | \$197              | \$197          | \$217          | \$204          | \$185          | \$103             |
| <b>SELECTED CHARACTERISTICS</b>   |                  |            |                |                |                |                |                   |                    |                |                |                |                |                   |
| Median gross rent as percentage of household income in 1979 .....                   | 28.4             | 27.7       | 37.7           | 22.5           | 27.5           | 29.8           | 25.2              | 29.9               | 50+            | 32.7           | 31.1           | 24.5           | 22.7              |
| Income in 1979 below poverty level .....  | 289              | 139        | 18             | 16             | 19             | 45             | 41                | 150                | 43             | 25             | 13             | 24             | 45                |
| Percent below poverty level .....   | 33.1             | 31.0       | 18.6           | 10.3           | 35.2           | 58.4           | 63.1              | 35.5               | 46.7           | 19.2           | 23.2           | 41.4           | 51.7              |

Table A-47. Value of Owner-Occupied Housing Units With an Asian or Pacific Islander Householder: 1980

[Data are estimates based on a sample, see Introduction. For meaning of symbols, see Introduction. For definitions of terms, see appendixes A and B.]

| The State   | Total           | Less than \$10,000 | \$10,000 to \$19,999 | \$20,000 to \$29,999 | \$30,000 to \$39,999 | \$40,000 to \$49,999 | \$50,000 to \$59,999 | \$60,000 to \$79,999 | \$80,000 to \$99,999 | \$100,000 to \$149,999 | \$150,000 or more | Median (dollars) | Mean (dollars) |
|---|-----------------|--------------------|----------------------|----------------------|----------------------|----------------------|----------------------|----------------------|----------------------|------------------------|-------------------|------------------|----------------|
| <b>Specified owner-occupied housing units</b> -----   | <b>4 235</b>    | <b>13</b>          | <b>28</b>            | <b>49</b>            | <b>200</b>           | <b>418</b>           | <b>714</b>           | <b>1 516</b>         | <b>770</b>           | <b>462</b>             | <b>65</b>         | <b>68 800</b>    | <b>73 000</b>  |
| <b>HOUSEHOLD TYPE AND AGE OF HOUSEHOLDER</b>  |                 |                    |                      |                      |                      |                      |                      |                      |                      |                        |                   |                  |                |
| <b>Married-couple families</b> -----  | <b>3 261</b>    | <b>6</b>           | <b>13</b>            | <b>25</b>            | <b>96</b>            | <b>226</b>           | <b>540</b>           | <b>1 231</b>         | <b>663</b>           | <b>396</b>             | <b>65</b>         | <b>71 600</b>    | <b>76 600</b>  |
| 15 to 24 years -----  | 65              | —                  | —                    | 2                    | —                    | —                    | 27                   | 16                   | 5                    | 15                     | —                 | 62 900           | 77 900         |
| 25 to 34 years -----  | 897             | —                  | —                    | 18                   | 6                    | 84                   | 125                  | 372                  | 166                  | 118                    | 8                 | 71 900           | 75 400         |
| 35 to 44 years -----  | 839             | —                  | —                    | —                    | 19                   | 18                   | 80                   | 287                  | 252                  | 155                    | 28                | 81 100           | 86 900         |
| 45 to 64 years -----  | 1 304           | 6                  | 13                   | 5                    | 59                   | 98                   | 269                  | 525                  | 210                  | 90                     | 29                | 67 700           | 71 800         |
| 65 years and over -----   | 156             | —                  | —                    | —                    | 12                   | 26                   | 39                   | 31                   | 30                   | 18                     | —                 | 60 300           | 67 800         |
| <b>Male householder, no wife present</b> -----  | <b>362</b>      | <b>4</b>           | <b>2</b>             | <b>14</b>            | <b>27</b>            | <b>44</b>            | <b>82</b>            | <b>108</b>           | <b>41</b>            | <b>40</b>              | —                 | <b>65 300</b>    | <b>65 400</b>  |
| 15 to 24 years -----  | 30              | —                  | —                    | —                    | —                    | —                    | 17                   | 7                    | —                    | 6                      | —                 | 54 400           | 74 200         |
| 25 to 34 years -----  | 132             | —                  | —                    | 7                    | 11                   | 12                   | 13                   | 45                   | 31                   | 13                     | —                 | 73 100           | 71 000         |
| 35 to 44 years -----  | 50              | —                  | —                    | —                    | 6                    | 6                    | 22                   | 7                    | 4                    | 5                      | —                 | 54 300           | 61 600         |
| 45 to 64 years -----  | 123             | 4                  | 2                    | 7                    | 10                   | 18                   | 30                   | 30                   | 6                    | 16                     | —                 | 56 800           | 59 800         |
| 65 years and over -----   | 27              | —                  | —                    | —                    | —                    | 8                    | —                    | 19                   | —                    | —                      | —                 | 66 400           | 61 600         |
| <b>Female householder, no husband present</b> -----   | <b>612</b>      | <b>3</b>           | <b>13</b>            | <b>10</b>            | <b>77</b>            | <b>148</b>           | <b>92</b>            | <b>177</b>           | <b>66</b>            | <b>26</b>              | —                 | <b>56 100</b>    | <b>58 300</b>  |
| 15 to 24 years -----  | 6               | —                  | —                    | —                    | —                    | —                    | 6                    | —                    | —                    | —                      | —                 | 57 500           | 57 500         |
| 25 to 34 years -----  | 136             | —                  | —                    | —                    | 7                    | 43                   | 16                   | 57                   | 13                   | —                      | —                 | 60 500           | 60 000         |
| 35 to 44 years -----  | 113             | —                  | —                    | 2                    | 5                    | 60                   | 10                   | 15                   | 6                    | —                      | —                 | 48 800           | 57 900         |
| 45 to 64 years -----  | 275             | 3                  | 13                   | —                    | 50                   | 30                   | 55                   | 73                   | 38                   | 13                     | —                 | 57 500           | 58 500         |
| 65 years and over -----   | 82              | —                  | —                    | 8                    | 15                   | 15                   | 5                    | 32                   | —                    | 7                      | —                 | 53 000           | 55 200         |
| <b>Median age</b> -----   | <b>43.6</b>     | <b>57.1</b>        | <b>55.6</b>          | <b>34.2</b>          | <b>51.7</b>          | <b>43.4</b>          | <b>48.2</b>          | <b>43.6</b>          | <b>40.7</b>          | <b>40.5</b>            | <b>43.4</b>       | ...              | ...            |
| <b>YEAR HOUSEHOLDER MOVED INTO UNIT</b>   |                 |                    |                      |                      |                      |                      |                      |                      |                      |                        |                   |                  |                |
| 1979 to March 1980 -----  | 1 118           | 5                  | —                    | 2                    | 29                   | 83                   | 224                  | 381                  | 238                  | 136                    | 20                | 72 100           | 77 000         |
| 1975 to 1978 -----  | 1 439           | —                  | 3                    | 22                   | 29                   | 149                  | 181                  | 516                  | 314                  | 183                    | 42                | 72 900           | 77 600         |
| 1970 to 1974 -----  | 586             | —                  | —                    | 12                   | 20                   | 48                   | 129                  | 220                  | 93                   | 61                     | 3                 | 68 500           | 71 600         |
| 1960 to 1969 -----  | 773             | —                  | 16                   | —                    | 68                   | 95                   | 119                  | 298                  | 108                  | 69                     | —                 | 65 300           | 67 300         |
| 1959 or earlier -----   | 319             | 8                  | 9                    | 13                   | 54                   | 43                   | 61                   | 101                  | 17                   | 13                     | —                 | 54 600           | 54 700         |
| <b>ROOMS</b>  |                 |                    |                      |                      |                      |                      |                      |                      |                      |                        |                   |                  |                |
| 1 to 3 rooms -----  | 246             | —                  | —                    | 5                    | 16                   | 57                   | 64                   | 65                   | 29                   | 10                     | —                 | 57 600           | 63 100         |
| 4 rooms -----   | 315             | 8                  | 2                    | 17                   | 55                   | 50                   | 66                   | 97                   | 12                   | 8                      | —                 | 54 000           | 53 100         |
| 5 rooms -----   | 608             | 4                  | 2                    | 13                   | 88                   | 94                   | 168                  | 167                  | 38                   | 28                     | 6                 | 57 100           | 60 200         |
| 6 rooms -----   | 831             | 1                  | 12                   | 9                    | 22                   | 93                   | 165                  | 391                  | 79                   | 52                     | 7                 | 65 000           | 67 600         |
| 7 rooms -----   | 772             | —                  | 12                   | —                    | 13                   | 70                   | 148                  | 265                  | 186                  | 70                     | 8                 | 72 400           | 74 300         |
| 8 or more rooms -----   | 1 463           | —                  | —                    | 5                    | 6                    | 54                   | 103                  | 531                  | 426                  | 294                    | 44                | 81 400           | 86 700         |
| <b>Median</b> -----   | <b>6.7</b>      | <b>4.3</b>         | <b>6.3</b>           | <b>4.7</b>           | <b>4.8</b>           | <b>5.6</b>           | <b>5.9</b>           | <b>6.6</b>           | <b>7.7</b>           | <b>8.1</b>             | <b>8.5+</b>       | ...              | ...            |
| <b>BEDROOMS</b>   |                 |                    |                      |                      |                      |                      |                      |                      |                      |                        |                   |                  |                |
| None -----  | 10              | —                  | —                    | —                    | —                    | 5                    | —                    | —                    | —                    | 5                      | —                 | 75 000           | 80 000         |
| 1 -----   | 154             | —                  | —                    | 7                    | 16                   | 35                   | 24                   | 43                   | 24                   | 5                      | —                 | 58 100           | 62 100         |
| 2 -----   | 703             | 3                  | 4                    | 25                   | 116                  | 124                  | 180                  | 202                  | 21                   | 28                     | —                 | 53 700           | 55 800         |
| 3 -----   | 1 772           | 10                 | 24                   | 12                   | 44                   | 166                  | 319                  | 692                  | 341                  | 144                    | 20                | 68 300           | 71 600         |
| 4 -----   | 1 183           | —                  | —                    | 5                    | 24                   | 73                   | 151                  | 386                  | 299                  | 230                    | 15                | 77 200           | 81 800         |
| 5 or more -----   | 413             | —                  | —                    | —                    | —                    | 15                   | 40                   | 193                  | 85                   | 50                     | 30                | 73 900           | 86 900         |
| <b>YEAR STRUCTURE BUILT</b>   |                 |                    |                      |                      |                      |                      |                      |                      |                      |                        |                   |                  |                |
| 1975 to March 1980 -----  | 1 127           | —                  | —                    | 2                    | 17                   | 54                   | 91                   | 399                  | 330                  | 201                    | 33                | 80 000           | 85 200         |
| 1970 to 1974 -----  | 704             | —                  | —                    | 5                    | —                    | 74                   | 122                  | 227                  | 179                  | 90                     | 7                 | 73 200           | 76 400         |
| 1960 to 1969 -----  | 1 063           | 5                  | —                    | —                    | 75                   | 79                   | 205                  | 430                  | 178                  | 73                     | 18                | 68 000           | 71 200         |
| 1950 to 1959 -----  | 785             | —                  | 7                    | 5                    | 31                   | 126                  | 173                  | 344                  | 40                   | 59                     | —                 | 62 300           | 64 200         |
| 1940 to 1949 -----  | 230             | —                  | 2                    | 13                   | 38                   | 37                   | 71                   | 36                   | 17                   | 16                     | —                 | 52 500           | 57 100         |
| 1939 or earlier -----   | 326             | 8                  | 19                   | 24                   | 39                   | 48                   | 52                   | 80                   | 26                   | 23                     | 7                 | 55 800           | 61 700         |
| <b>HOUSEHOLD INCOME IN 1979</b>   |                 |                    |                      |                      |                      |                      |                      |                      |                      |                        |                   |                  |                |
| Less than \$5,000 -----   | 152             | —                  | —                    | 5                    | 23                   | 43                   | 15                   | 43                   | 17                   | 6                      | —                 | 53 600           | 57 900         |
| \$5,000 to \$9,999 -----  | 283             | 1                  | 8                    | 5                    | 52                   | 50                   | 65                   | 75                   | 12                   | 15                     | —                 | 54 300           | 56 600         |
| \$10,000 to \$12,499 -----  | 216             | 3                  | 7                    | —                    | 18                   | 48                   | 31                   | 85                   | 17                   | 7                      | —                 | 60 300           | 59 600         |
| \$12,500 to \$14,999 -----  | 158             | —                  | —                    | 2                    | 6                    | 12                   | 44                   | 57                   | 24                   | 13                     | —                 | 63 900           | 68 200         |
| \$15,000 to \$19,999 -----  | 548             | 5                  | 7                    | 20                   | 25                   | 90                   | 146                  | 181                  | 36                   | 38                     | —                 | 58 900           | 62 500         |
| \$20,000 to \$24,999 -----  | 771             | 4                  | —                    | 12                   | 34                   | 91                   | 183                  | 304                  | 117                  | 26                     | —                 | 64 300           | 64 900         |
| \$25,000 to \$34,999 -----  | 1 084           | —                  | 3                    | 5                    | 18                   | 77                   | 130                  | 439                  | 291                  | 101                    | 20                | 73 600           | 76 900         |
| \$35,000 to \$49,999 -----  | 714             | —                  | 3                    | —                    | 15                   | 7                    | 74                   | 243                  | 195                  | 164                    | 13                | 81 600           | 87 100         |
| \$50,000 or more -----  | 309             | —                  | —                    | —                    | 9                    | —                    | 26                   | 89                   | 61                   | 92                     | 32                | 92 400           | 100 000        |
| <b>Median</b> -----   | <b>\$24 930</b> | <b>\$16 250</b>    | <b>\$12 143</b>      | <b>\$17 083</b>      | <b>\$15 208</b>      | <b>\$18 023</b>      | <b>\$21 892</b>      | <b>\$25 234</b>      | <b>\$30 223</b>      | <b>\$37 180</b>        | <b>\$44 683</b>   | ...              | ...            |
| <b>Mean</b> -----   | <b>\$27 297</b> | <b>\$16 673</b>    | <b>\$16 678</b>      | <b>\$16 396</b>      | <b>\$19 963</b>      | <b>\$17 455</b>      | <b>\$23 063</b>      | <b>\$27 016</b>      | <b>\$31 403</b>      | <b>\$39 524</b>        | <b>\$45 629</b>   | ...              | ...            |
| <b>MORTGAGE STATUS AND SELECTED MONTHLY OWNER COSTS AS PERCENTAGE OF HOUSEHOLD INCOME IN 1979</b> |                 |                    |                      |                      |                      |                      |                      |                      |                      |                        |                   |                  |                |
| <b>With a mortgage</b> -----  | <b>3 781</b>    | <b>12</b>          | <b>18</b>            | <b>41</b>            | <b>154</b>           | <b>362</b>           | <b>605</b>           | <b>1 378</b>         | <b>738</b>           | <b>414</b>             | <b>59</b>         | <b>70 100</b>    | <b>73 900</b>  |
| Less than 15 percent -----  | 1 026           | 4                  | —                    | 9                    | 56                   | 99                   | 196                  | 412                  | 147                  | 100                    | 3                 | 66 100           | 69 900         |
| 15 to 19 percent -----  | 630             | 8                  | —                    | 21                   | 15                   | 22                   | 110                  | 234                  | 121                  | 82                     | 12                | 70 900           | 74 900         |
| 20 to 24 percent -----  | 511             | —                  | 7                    | —                    | 16                   | 35                   | 32                   | 193                  | 162                  | 54                     | 12                | 77 200           | 80 100         |
| 25 to 29 percent -----  | 475             | —                  | —                    | 9                    | 13                   | 54                   | 65                   | 178                  | 112                  | 44                     | —                 | 71 200           | 72 500         |
| 30 to 34 percent -----  | 349             | —                  | 6                    | —                    | —                    | 23                   | 56                   | 109                  | 91                   | 52                     | 12                | 73 900           | 82 700         |
| 35 percent or more -----  | 790             | —                  | —                    | 2                    | 54                   | 129                  | 146                  | 252                  | 105                  | 82                     | 20                | 67 000           | 71 400         |
| Not computed -----  | —               | —                  | —                    | —                    | —                    | —                    | —                    | —                    | —                    | —                      | —                 | —                | —              |
| <b>Median</b> -----   | <b>22.3</b>     | <b>16.3</b>        | <b>22.9</b>          | <b>17.7</b>          | <b>21.9</b>          | <b>27.3</b>          | <b>19.8</b>          | <b>21.1</b>          | <b>23.1</b>          | <b>22.3</b>            | <b>31.0</b>       | ...              | ...            |
| <b>Not mortgaged</b> -----  | <b>454</b>      | <b>1</b>           | <b>10</b>            | <b>8</b>             | <b>46</b>            | <b>56</b>            | <b>109</b>           | <b>138</b>           | <b>32</b>            | <b>48</b>              | <b>6</b>          | <b>59 800</b>    | <b>65 400</b>  |
| Less than 10 percent -----  | 233             | —                  | 8                    | —                    | 25                   | 31                   | 65                   | 47                   | 21                   | 36                     | —                 | 58 400           | 67 000         |
| 10 to 14 percent -----  | 81              | 1                  | —                    | 5                    | 8                    | 5                    | 12                   | 41                   | 5                    | 4                      | —                 | 66 400           | 61 400         |
| 15 to 19 percent -----  | 43              | —                  | 2                    | —                    | 11                   | 4                    | 6                    | 8                    | 6                    | —                      | 6                 | 53 800           | 71 200         |
| 20 to 24 percent -----  | 20              | —                  | —                    | —                    | —                    | —                    | 8                    | 12                   | —                    | —                      | —                 | 66 400           | 66 000         |
| 25 to 29 percent -----  | 30              | —                  | —                    | —                    | —                    | 16                   | 6                    | —                    | —                    | 8                      | —                 | 49 400           | 65 500         |
| 30 to 34 percent -----  | 11              | —                  | —                    | —                    | —                    | —                    | —                    | 11                   | —                    | —                      | —                 | 72 500           | 72 500         |
| 35 percent or more -----  | 34              | —                  | —                    | 3                    | —                    | —                    | —                    | 19                   | —                    | —                      | —                 | 60 500           | 55 300         |
| Not computed -----  | 2               | —                  | —                    | —                    | 2                    | —                    | —                    | —                    | —                    | —                      | —                 | 32 500           | 32 500         |
| <b>Median</b> -----   | <b>10—</b>      | <b>12.5</b>        | <b>10—</b>           | <b>14.0</b>          | <b>10—</b>           | <b>10—</b>           | <b>10—</b>           | <b>12.7</b>          | <b>10—</b>           | <b>10—</b>             | <b>17.5</b>       | ...              | ...            |
| <b>SELECTED CHARACTERISTICS</b>   |                 |                    |                      |                      |                      |                      |                      |                      |                      |                        |                   |                  |                |
| <b>Complete plumbing for exclusive use</b> -----  | <b>4 235</b>    | <b>13</b>          | <b>28</b>            | <b>49</b>            | <b>200</b>           | <b>418</b>           | <b>714</b>           | <b>1 516</b>         | <b>770</b>           | <b>462</b>             | <b>65</b>         | <b>68 800</b>    | <b>73 000</b>  |
| 1.01 or more persons per room -----   | 323             | 6                  | —                    | 5                    | 21                   | 65                   | 100                  | 108                  | 13                   | 5                      | —                 | 57 100           | 57 800         |
| <b>Lacking complete plumbing for exclusive use</b> -----  | <b>—</b>        | <b>—</b>           | <b>—</b>             | <b>—</b>             | <b>—</b>             | <b>—</b>             | <b>—</b>             | <b>—</b>             | <b>—</b>             | <b>—</b>               | <b>—</b>          | <b>—</b>         | <b>—</b>       |
| 1.01 or more persons per room -----   | —               | —                  | —                    | —                    | —                    | —                    | —                    | —                    | —                    | —                      | —                 | —                | —              |
| <b>Heating equipment</b> -----  | <b>4 229</b>    | <b>13</b>          | <b>28</b>            | <b>49</b>            | <b>200</b>           | <b>418</b>           | <b>714</b>           | <b>1 516</b>         | <b>770</b>           | <b>462</b>             | <b>59</b>         | <b>68 800</b>    | <b>72 900</b>  |
| Central heating system -----  | 4 096           | 10                 | 20                   | 42                   | 194                  | 395                  |                      |                      |                      |                        |                   |                  |                |

Table A-48. Gross Rent of Renter-Occupied Housing Units With an Asian or Pacific Islander Householder: 1980

(Data are estimates based on a sample, see Introduction. For meaning of symbols, see Introduction. For definitions of terms, see appendixes A and B)

| The State   | Total | Less than \$100 | \$100 to \$149 | \$150 to \$199 | \$200 to \$249 | \$250 to \$299 | \$300 to \$349 | \$350 to \$399 | \$400 to \$499 | \$500 or more | No cash rent | Median (dollars) |
|---|-------|-----------------|----------------|----------------|----------------|----------------|----------------|----------------|----------------|---------------|--------------|------------------|
| Specified renter-occupied housing units                                   | 4 153 | 257             | 266            | 713            | 1 040          | 710            | 400            | 248            | 252            | 141           | 126          | 238              |
| <b>HOUSEHOLD TYPE AND AGE OF HOUSEHOLDER</b>                              |       |                 |                |                |                |                |                |                |                |               |              |                  |
| Married-couple families   | 1 664 | 76              | 43             | 339            | 369            | 268            | 173            | 113            | 130            | 80            | 73           | 247              |
| 15 to 24 years  | 194   | 9               | —              | 36             | 76             | 32             | 15             | 8              | 8              | 10            | —            | 233              |
| 25 to 34 years  | 779   | 25              | 23             | 166            | 130            | 157            | 92             | 52             | 61             | 20            | 53           | 257              |
| 35 to 44 years  | 359   | 13              | 5              | 75             | 95             | 49             | 20             | 25             | 51             | 26            | —            | 247              |
| 45 to 64 years  | 270   | 12              | 15             | 40             | 61             | 21             | 46             | 28             | 10             | 24            | 13           | 251              |
| 65 years and over   | 62    | 17              | —              | 22             | 7              | 9              | —              | —              | —              | —             | 7            | 182              |
| Male householder, no wife present   | 1 313 | 79              | 77             | 191            | 364            | 263            | 128            | 79             | 57             | 35            | 40           | 239              |
| 15 to 24 years  | 420   | 26              | 25             | 40             | 99             | 116            | 37             | 25             | 37             | 6             | 9            | 256              |
| 25 to 34 years  | 511   | 20              | 16             | 84             | 148            | 106            | 51             | 49             | 13             | 20            | 4            | 244              |
| 35 to 44 years  | 161   | 8               | 5              | 38             | 39             | 35             | 8              | 5              | —              | 9             | 14           | 237              |
| 45 to 64 years  | 177   | 19              | 23             | 25             | 63             | —              | 32             | —              | 7              | —             | 8            | 213              |
| 65 years and over   | 44    | 6               | 8              | 4              | 15             | 6              | —              | —              | —              | —             | 5            | 205              |
| Female householder, no husband present                                    | 1 176 | 102             | 146            | 183            | 307            | 179            | 99             | 56             | 65             | 26            | 13           | 226              |
| 15 to 24 years  | 202   | —               | 3              | 29             | 64             | 24             | 35             | 10             | 24             | 7             | 6            | 252              |
| 25 to 34 years  | 408   | 11              | 26             | 80             | 111            | 76             | 49             | 24             | 23             | 8             | —            | 240              |
| 35 to 44 years  | 166   | 6               | 23             | 25             | 61             | 22             | 5              | —              | 18             | 6             | —            | 226              |
| 45 to 64 years  | 186   | 26              | 13             | 35             | 38             | 50             | 4              | 15             | —              | 5             | —            | 215              |
| 65 years and over   | 214   | 59              | 81             | 14             | 33             | 7              | 6              | 7              | —              | —             | 7            | 130              |
| Median age  | 32.2  | 49.8            | 46.7           | 32.8           | 32.0           | 28.7           | 30.9           | 31.7           | 28.7           | 34.9          | 34.0         | ...              |
| <b>YEAR HOUSEHOLDER MOVED INTO UNIT</b>                                   |       |                 |                |                |                |                |                |                |                |               |              |                  |
| 1979 to March 1980  | 2 806 | 145             | 133            | 499            | 699            | 531            | 309            | 182            | 158            | 96            | 54           | 244              |
| 1975 to 1978  | 965   | 52              | 70             | 140            | 250            | 150            | 85             | 60             | 82             | 38            | 38           | 241              |
| 1970 to 1974  | 213   | 43              | 47             | 31             | 51             | 16             | —              | —              | 12             | 7             | 6            | 172              |
| 1960 to 1969  | 111   | 15              | 12             | 43             | 18             | 8              | 6              | —              | —              | —             | 9            | 190              |
| 1959 or earlier   | 58    | 2               | 4              | —              | 22             | 5              | —              | 6              | —              | —             | 19           | 221              |
| <b>ROOMS</b>  |       |                 |                |                |                |                |                |                |                |               |              |                  |
| 1 room  | 421   | 45              | 52             | 175            | 92             | 44             | 3              | 6              | —              | —             | 4            | 180              |
| 2 rooms   | 554   | 40              | 30             | 137            | 136            | 114            | 58             | 31             | 6              | 2             | —            | 222              |
| 3 rooms   | 1 115 | 65              | 90             | 167            | 445            | 197            | 80             | 25             | 27             | 7             | 12           | 229              |
| 4 rooms   | 1 157 | 88              | 49             | 175            | 273            | 274            | 124            | 76             | 57             | 17            | 24           | 247              |
| 5 rooms   | 471   | 13              | 21             | 37             | 61             | 53             | 98             | 65             | 41             | 36            | 46           | 314              |
| 6 rooms   | 156   | —               | 2              | —              | 18             | 11             | 19             | 26             | 42             | 26            | 12           | 392              |
| 7 or more rooms   | 279   | 6               | 22             | 22             | 15             | 17             | 18             | 19             | 79             | 53            | 28           | 408              |
| Median  | 3.5   | 3.2             | 3.1            | 2.8            | 3.2            | 3.5            | 4.0            | 4.3            | 5.4            | 5.8           | 5.0          | ...              |
| <b>PLUMBING FACILITIES BY PERSONS PER ROOM AND POVERTY STATUS IN 1979</b> |       |                 |                |                |                |                |                |                |                |               |              |                  |
| All income levels in 1979   | 4 153 | 257             | 266            | 713            | 1 040          | 710            | 400            | 248            | 252            | 141           | 126          | 238              |
| Complete plumbing for exclusive use                                       | 3 915 | 191             | 233            | 666            | 1 010          | 687            | 386            | 248            | 239            | 129           | 126          | 241              |
| 0.50 or less  | 1 781 | 121             | 121            | 182            | 467            | 319            | 202            | 118            | 111            | 75            | 65           | 247              |
| 0.51 to 1.00  | 1 414 | 29              | 86             | 304            | 389            | 250            | 123            | 61             | 66             | 51            | 55           | 236              |
| 1.01 to 1.50  | 304   | 22              | 18             | 48             | 77             | 34             | 25             | 36             | 38             | —             | 6            | 242              |
| 1.51 or more  | 416   | 19              | 8              | 132            | 77             | 84             | 36             | 33             | 24             | 3             | —            | 229              |
| Lacking complete plumbing for exclusive use                               | 238   | 66              | 33             | 47             | 30             | 23             | 14             | —              | 13             | 12            | —            | 162              |
| 0.50 or less  | 71    | 20              | 10             | 5              | —              | 23             | 6              | —              | —              | 7             | —            | 251              |
| 0.51 to 1.00  | 78    | 27              | 17             | 14             | 15             | —              | —              | —              | —              | 5             | —            | 127              |
| 1.01 to 1.50  | 43    | 19              | —              | 10             | 7              | —              | —              | —              | 7              | —             | —            | 193              |
| 1.51 or more  | 46    | —               | 6              | 18             | 8              | —              | 8              | —              | 6              | —             | —            | 168              |
| Income in 1979 below poverty level  | 1 173 | 158             | 100            | 219            | 278            | 131            | 102            | 85             | 76             | 7             | 17           | 217              |
| Complete plumbing for exclusive use                                       | 1 063 | 118             | 91             | 196            | 270            | 114            | 102            | 85             | 63             | 7             | 17           | 221              |
| 1.01 or more persons per room   | 350   | 35              | 26             | 61             | 54             | 45             | 49             | 45             | 35             | —             | —            | 249              |
| Lacking complete plumbing for exclusive use                               | 110   | 40              | 9              | 23             | 8              | 17             | —              | —              | 13             | —             | —            | 155              |
| 1.01 or more persons per room   | 39    | —               | —              | 18             | 8              | —              | —              | —              | 13             | —             | —            | 205              |
| <b>BEDROOMS</b>   |       |                 |                |                |                |                |                |                |                |               |              |                  |
| None  | 479   | 50              | 67             | 184            | 106            | 44             | 18             | 6              | —              | —             | 4            | 180              |
| 1   | 1 665 | 119             | 114            | 297            | 596            | 330            | 119            | 56             | 12             | 14            | 8            | 228              |
| 2   | 1 335 | 49              | 52             | 193            | 288            | 302            | 183            | 112            | 82             | 34            | 40           | 260              |
| 3   | 472   | 26              | 18             | 31             | 42             | 29             | 65             | 55             | 94             | 56            | 56           | 348              |
| 4   | 170   | 13              | 15             | 8              | 8              | 5              | 8              | 19             | 53             | 32            | 9            | 408              |
| 5 or more   | 32    | —               | —              | —              | —              | —              | 7              | —              | 11             | 5             | 9            | 441              |
| <b>UNITS IN STRUCTURE</b>   |       |                 |                |                |                |                |                |                |                |               |              |                  |
| 1, detached or attached   | 866   | 20              | 41             | 91             | 130            | 79             | 87             | 91             | 139            | 113           | 75           | 320              |
| 2   | 168   | 14              | 14             | 14             | 22             | 18             | 43             | 22             | —              | 2             | 19           | 284              |
| 3 and 4   | 384   | —               | 38             | 62             | 112            | 59             | 43             | 13             | 34             | 15            | 8            | 229              |
| 5 to 9  | 373   | 60              | 16             | 81             | 75             | 76             | 34             | 8              | 23             | —             | —            | 226              |
| 10 to 49  | 1 621 | 77              | 92             | 332            | 518            | 343            | 127            | 78             | 31             | 9             | 14           | 233              |
| 50 or more  | 705   | 86              | 62             | 133            | 183            | 126            | 66             | 24             | 19             | 2             | 4            | 222              |
| Mobile home or trailer, etc.  | 36    | —               | 3              | —              | —              | 9              | —              | 12             | 6              | —             | 6            | 363              |
| <b>YEAR STRUCTURE BUILT</b>   |       |                 |                |                |                |                |                |                |                |               |              |                  |
| 1975 to March 1980  | 484   | 5               | 5              | 27             | 117            | 108            | 63             | 53             | 54             | 50            | 2            | 292              |
| 1970 to 1974  | 1 171 | 92              | 86             | 220            | 312            | 209            | 139            | 54             | 24             | 32            | 3            | 233              |
| 1960 to 1969  | 1 139 | 43              | 28             | 159            | 338            | 252            | 118            | 43             | 79             | 29            | 50           | 247              |
| 1950 to 1959  | 494   | 34              | 22             | 85             | 126            | 65             | 32             | 46             | 70             | 8             | 6            | 240              |
| 1940 to 1949  | 319   | 27              | 35             | 64             | 72             | 39             | 13             | 28             | —              | 7             | 34           | 209              |
| 1939 or earlier   | 546   | 56              | 90             | 158            | 75             | 37             | 35             | 24             | 25             | 15            | 31           | 176              |
| <b>STORIES IN STRUCTURE</b>   |       |                 |                |                |                |                |                |                |                |               |              |                  |
| 1 to 3  | 3 674 | 203             | 202            | 633            | 913            | 617            | 367            | 230            | 242            | 141           | 126          | 241              |
| 4 or more   | 479   | 54              | 64             | 80             | 127            | 93             | 33             | 18             | 10             | —             | —            | 215              |
| With elevator   | 392   | 41              | 56             | 57             | 111            | 74             | 32             | 18             | 3              | —             | —            | 219              |
| <b>GROSS RENT AS PERCENTAGE OF HOUSEHOLD INCOME IN 1979</b>               |       |                 |                |                |                |                |                |                |                |               |              |                  |
| Less than 15 percent  | 721   | 84              | 101            | 165            | 154            | 112            | 52             | 16             | 12             | 25            | ...          | 203              |
| 15 to 19 percent  | 550   | 35              | 8              | 83             | 160            | 119            | 79             | 28             | 23             | 15            | ...          | 248              |
| 20 to 24 percent  | 483   | 44              | 27             | 87             | 147            | 51             | 51             | 20             | 41             | 15            | ...          | 228              |
| 25 to 29 percent  | 445   | 8               | 22             | 84             | 131            | 90             | 25             | 11             | 30             | 44            | ...          | 242              |
| 30 to 34 percent  | 220   | 11              | 17             | 45             | 37             | 37             | 25             | 21             | 27             | —             | ...          | 250              |
| 35 to 49 percent  | 488   | 10              | 42             | 44             | 123            | 104            | 52             | 36             | 62             | 15            | ...          | 260              |
| 50 percent or more  | 871   | 36              | 39             | 121            | 225            | 187            | 88             | 100            | 48             | 27            | ...          | 254              |
| Not computed  | 375   | 29              | 10             | 84             | 63             | 10             | 28             | 16             | 9              | —             | 126          | 201              |
| Median  | 26.5  | 19.3            | 23.5           | 23.8           | 26.0           | 28.8           | 25.8           | 39.8           | 32.9           | 26.8          | ...          | ...              |
| <b>SELECTED CHARACTERISTICS</b>   |       |                 |                |                |                |                |                |                |                |               |              |                  |
| Heating equipment   | 4 143 | 257             | 266            | 713            | 1 040          | 700            | 400            | 248            | 252            | 141           | 126          | 238              |
| Central heating system  | 3 946 | 227             | 256            | 674            | 999            | 679            | 384            | 232            | 244            | 136           | 115          | 239              |
| Air conditioning  | 1 782 | 68              | 68             | 163            | 566            | 445            | 201            | 132            | 59             | 26            | 54           | 250              |
| Central system  | 797   | 44              | 59             | 46             | 193            | 181            | 93             | 96             | 35             | 26            | 24           | 260              |

Table A—49. **Income and Poverty Status in 1979 of Owner-Occupied Housing Units With an Asian or Pacific Islander Householder: 1980**

[Data are estimates based on a sample, see Introduction. For meaning of symbols, see Introduction. For definitions of terms, see appendixes A and B]

| The State   | Household income in 1979 |                   |                    |                      |                      |                      |                      |                      |                      |                  |                  | Income in 1979 below poverty level |                |
|---|--------------------------|-------------------|--------------------|----------------------|----------------------|----------------------|----------------------|----------------------|----------------------|------------------|------------------|------------------------------------|----------------|
|   | Total                    | Less than \$5,000 | \$5,000 to \$9,999 | \$10,000 to \$12,499 | \$12,500 to \$14,999 | \$15,000 to \$19,999 | \$20,000 to \$24,999 | \$25,000 to \$34,999 | \$35,000 to \$49,999 | \$50,000 or more | Median (dollars) |                                    | Mean (dollars) |
| <b>Owner-occupied housing units</b> .....   | <b>5 222</b>             | <b>247</b>        | <b>424</b>         | <b>332</b>           | <b>225</b>           | <b>691</b>           | <b>907</b>           | <b>1 245</b>         | <b>801</b>           | <b>350</b>       | <b>23 764</b>    | <b>25 992</b>                      | <b>279</b>     |
| <b>HOUSEHOLD TYPE AND AGE OF HOUSEHOLDER</b>  |                          |                   |                    |                      |                      |                      |                      |                      |                      |                  |                  |                                    |                |
| <b>Married-couple families</b> .....  | <b>3 804</b>             | <b>57</b>         | <b>209</b>         | <b>171</b>           | <b>121</b>           | <b>430</b>           | <b>718</b>           | <b>1 068</b>         | <b>715</b>           | <b>315</b>       | <b>26 571</b>    | <b>28 982</b>                      | <b>100</b>     |
| 15 to 24 years .....  | 75                       | —                 | —                  | 2                    | 10                   | 8                    | 18                   | 27                   | 10                   | —                | 24 750           | 24 610                             | —              |
| 25 to 34 years .....  | 983                      | 17                | 53                 | 53                   | 13                   | 157                  | 187                  | 336                  | 143                  | 24               | 25 264           | 25 511                             | 27             |
| 35 to 44 years .....  | 932                      | 6                 | 20                 | 35                   | 19                   | 77                   | 150                  | 284                  | 251                  | 90               | 30 822           | 32 578                             | 6              |
| 45 to 64 years .....  | 1 579                    | 21                | 75                 | 64                   | 79                   | 154                  | 318                  | 381                  | 299                  | 188              | 27 157           | 30 430                             | 54             |
| 65 years and over .....   | 235                      | 13                | 61                 | 17                   | —                    | 34                   | 45                   | 40                   | 12                   | 13               | 19 013           | 20 906                             | 13             |
| <b>Male householder, no wife present</b> .....  | <b>537</b>               | <b>40</b>         | <b>45</b>          | <b>20</b>            | <b>22</b>            | <b>118</b>           | <b>93</b>            | <b>102</b>           | <b>62</b>            | <b>35</b>        | <b>21 199</b>    | <b>24 640</b>                      | <b>31</b>      |
| 15 to 24 years .....  | 53                       | 6                 | 12                 | —                    | —                    | 29                   | —                    | 6                    | —                    | —                | 15 924           | 14 569                             | 6              |
| 25 to 34 years .....  | 209                      | 14                | 8                  | 12                   | 16                   | 40                   | 19                   | 66                   | 18                   | 16               | 21 908           | 25 622                             | 6              |
| 35 to 44 years .....  | 86                       | 6                 | 6                  | 8                    | 6                    | 16                   | 13                   | 7                    | 24                   | —                | 20 313           | 24 466                             | 5              |
| 45 to 64 years .....  | 162                      | 14                | 11                 | —                    | —                    | 33                   | 42                   | 23                   | 20                   | 19               | 22 625           | 27 889                             | 14             |
| 65 years and over .....   | 27                       | —                 | 8                  | —                    | —                    | —                    | 19                   | —                    | —                    | —                | 23 224           | 17 870                             | —              |
| <b>Female householder, no husband present</b> .....   | <b>881</b>               | <b>150</b>        | <b>170</b>         | <b>141</b>           | <b>82</b>            | <b>143</b>           | <b>96</b>            | <b>75</b>            | <b>24</b>            | <b>—</b>         | <b>12 137</b>    | <b>13 908</b>                      | <b>148</b>     |
| 15 to 24 years .....  | 25                       | —                 | —                  | —                    | 8                    | —                    | 6                    | 11                   | —                    | —                | 24 375           | 23 520                             | —              |
| 25 to 34 years .....  | 249                      | 28                | 39                 | 52                   | 33                   | 45                   | 32                   | 20                   | —                    | —                | 12 917           | 14 062                             | 24             |
| 35 to 44 years .....  | 133                      | 29                | 6                  | 25                   | —                    | 32                   | 28                   | 13                   | —                    | —                | 15 956           | 15 067                             | 34             |
| 45 to 64 years .....  | 338                      | 50                | 82                 | 44                   | 34                   | 60                   | 23                   | 29                   | 16                   | —                | 12 102           | 13 949                             | 66             |
| 65 years and over .....   | 136                      | 43                | 43                 | 20                   | 7                    | 6                    | 7                    | 2                    | 8                    | —                | 8 500            | 10 624                             | 24             |
| <b>Median age</b> .....   | <b>43.8</b>              | <b>50.9</b>       | <b>54.7</b>        | <b>41.6</b>          | <b>45.7</b>          | <b>40.2</b>          | <b>45.0</b>          | <b>39.2</b>          | <b>43.6</b>          | <b>48.4</b>      | <b>...</b>       | <b>...</b>                         | <b>50.5</b>    |
| <b>YEAR HOUSEHOLDER MOVED INTO UNIT</b>   |                          |                   |                    |                      |                      |                      |                      |                      |                      |                  |                  |                                    |                |
| 1979 to March 1980 .....  | 1 438                    | 48                | 125                | 81                   | 83                   | 259                  | 256                  | 333                  | 199                  | 54               | 22 330           | 24 027                             | 78             |
| 1975 to 1978 .....  | 1 681                    | 53                | 98                 | 91                   | 44                   | 184                  | 300                  | 488                  | 303                  | 120              | 26 259           | 28 289                             | 92             |
| 1970 to 1974 .....  | 776                      | 60                | 31                 | 55                   | 39                   | 79                   | 157                  | 177                  | 130                  | 48               | 23 821           | 26 149                             | 30             |
| 1960 to 1969 .....  | 858                      | 47                | 67                 | 63                   | 33                   | 122                  | 142                  | 163                  | 146                  | 75               | 22 656           | 26 347                             | 47             |
| 1959 or earlier .....   | 469                      | 39                | 103                | 42                   | 26                   | 47                   | 52                   | 84                   | 23                   | 53               | 17 837           | 22 877                             | 32             |
| <b>SELECTED CHARACTERISTICS</b>   |                          |                   |                    |                      |                      |                      |                      |                      |                      |                  |                  |                                    |                |
| <b>Complete plumbing for exclusive use</b> .....  | <b>5 217</b>             | <b>247</b>        | <b>424</b>         | <b>332</b>           | <b>225</b>           | <b>686</b>           | <b>907</b>           | <b>1 245</b>         | <b>801</b>           | <b>350</b>       | <b>23 779</b>    | <b>26 001</b>                      | <b>279</b>     |
| 1.01 or more persons per room .....   | 364                      | 3                 | 31                 | 20                   | 29                   | 58                   | 65                   | 62                   | 68                   | 28               | 22 692           | 27 158                             | 31             |
| <b>Lacking complete plumbing for exclusive use</b> .....  | <b>5</b>                 | <b>—</b>          | <b>—</b>           | <b>—</b>             | <b>—</b>             | <b>5</b>             | <b>—</b>             | <b>—</b>             | <b>—</b>             | <b>—</b>         | <b>16 250</b>    | <b>16 665</b>                      | <b>—</b>       |
| 1.01 or more persons per room .....   | —                        | —                 | —                  | —                    | —                    | —                    | —                    | —                    | —                    | —                | —                | —                                  | —              |
| <b>Heating equipment</b> .....  | <b>5 216</b>             | <b>247</b>        | <b>424</b>         | <b>332</b>           | <b>225</b>           | <b>691</b>           | <b>907</b>           | <b>1 245</b>         | <b>795</b>           | <b>350</b>       | <b>23 747</b>    | <b>25 980</b>                      | <b>279</b>     |
| Central heating system .....  | 4 995                    | 240               | 395                | 289                  | 207                  | 657                  | 870                  | 1 215                | 780                  | 342              | 24 054           | 26 237                             | 256            |
| <b>Air conditioning</b> .....   | <b>1 504</b>             | <b>77</b>         | <b>119</b>         | <b>66</b>            | <b>95</b>            | <b>190</b>           | <b>243</b>           | <b>343</b>           | <b>252</b>           | <b>119</b>       | <b>24 120</b>    | <b>26 788</b>                      | <b>87</b>      |
| Central system .....  | 963                      | 53                | 73                 | 33                   | 54                   | 119                  | 133                  | 212                  | 189                  | 97               | 25 676           | 28 495                             | 54             |
| <b>Vehicles available</b> .....   | <b>5 105</b>             | <b>201</b>        | <b>403</b>         | <b>312</b>           | <b>225</b>           | <b>684</b>           | <b>884</b>           | <b>1 245</b>         | <b>801</b>           | <b>350</b>       | <b>24 073</b>    | <b>26 363</b>                      | <b>238</b>     |
| 1 .....   | 1 365                    | 127               | 241                | 155                  | 92                   | 243                  | 232                  | 162                  | 86                   | 27               | 16 259           | 17 959                             | 123            |
| 2 or more .....   | 3 740                    | 74                | 162                | 157                  | 133                  | 441                  | 652                  | 1 083                | 715                  | 323              | 27 044           | 29 431                             | 115            |
| <b>House heating fuel</b> .....   | <b>5 216</b>             | <b>247</b>        | <b>424</b>         | <b>332</b>           | <b>225</b>           | <b>691</b>           | <b>907</b>           | <b>1 245</b>         | <b>795</b>           | <b>350</b>       | <b>23 747</b>    | <b>25 980</b>                      | <b>279</b>     |
| Utility gas .....   | 4 621                    | 197               | 383                | 283                  | 177                  | 615                  | 791                  | 1 126                | 718                  | 331              | 24 084           | 26 405                             | 222            |
| Bottled, tank, or LP gas .....  | 127                      | 34                | 1                  | 15                   | 8                    | 16                   | 7                    | 34                   | 12                   | —                | 17 614           | 18 040                             | 26             |
| Electricity .....   | 423                      | 16                | 26                 | 31                   | 40                   | 58                   | 97                   | 79                   | 65                   | 11               | 22 827           | 23 758                             | 28             |
| Fuel oil, kerosene, etc. .....  | 26                       | —                 | 12                 | —                    | —                    | —                    | 6                    | —                    | —                    | 8                | 20 417           | 30 135                             | —              |
| Other .....   | 19                       | —                 | 2                  | 3                    | —                    | 2                    | 6                    | 6                    | —                    | —                | 21 042           | 19 401                             | 3              |
| <b>Median rooms</b> .....   | <b>6.4</b>               | <b>5.7</b>        | <b>5.1</b>         | <b>5.8</b>           | <b>6.8</b>           | <b>5.7</b>           | <b>6.0</b>           | <b>6.8</b>           | <b>7.3</b>           | <b>8.0</b>       | <b>...</b>       | <b>...</b>                         | <b>5.9</b>     |
| <b>Specified owner-occupied housing units</b> .....   | <b>4 235</b>             | <b>152</b>        | <b>283</b>         | <b>216</b>           | <b>158</b>           | <b>548</b>           | <b>771</b>           | <b>1 084</b>         | <b>714</b>           | <b>309</b>       | <b>24 930</b>    | <b>27 297</b>                      | <b>192</b>     |
| <b>MORTGAGE STATUS AND SELECTED MONTHLY OWNER COSTS</b>   |                          |                   |                    |                      |                      |                      |                      |                      |                      |                  |                  |                                    |                |
| <b>With a mortgage</b> .....  | <b>3 781</b>             | <b>123</b>        | <b>176</b>         | <b>189</b>           | <b>147</b>           | <b>497</b>           | <b>676</b>           | <b>1 038</b>         | <b>654</b>           | <b>281</b>       | <b>25 678</b>    | <b>27 908</b>                      | <b>167</b>     |
| Less than \$200 .....   | 154                      | 28                | 25                 | 8                    | 11                   | 47                   | 12                   | 23                   | —                    | —                | 15 595           | 14 533                             | 31             |
| \$200 to \$249 .....  | 337                      | 2                 | 19                 | 31                   | 14                   | 41                   | 79                   | 123                  | 13                   | 15               | 23 542           | 23 905                             | 2              |
| \$250 to \$299 .....  | 348                      | —                 | 7                  | 13                   | 31                   | 42                   | 99                   | 52                   | 77                   | 27               | 23 125           | 28 942                             | —              |
| \$300 to \$349 .....  | 382                      | 24                | 14                 | 35                   | 14                   | 24                   | 82                   | 89                   | 73                   | 27               | 23 750           | 28 586                             | 29             |
| \$350 to \$399 .....  | 285                      | 14                | 14                 | 17                   | 7                    | 74                   | 25                   | 88                   | 39                   | 7                | 23 882           | 23 925                             | 18             |
| \$400 to \$499 .....  | 679                      | 36                | 30                 | 24                   | 26                   | 73                   | 124                  | 180                  | 103                  | 63               | 25 743           | 28 708                             | 35             |
| \$500 to \$599 .....  | 537                      | 6                 | 37                 | 30                   | 20                   | 84                   | 134                  | 113                  | 93                   | 20               | 23 039           | 25 895                             | 19             |
| \$600 to \$749 .....  | 687                      | 13                | 30                 | 24                   | 24                   | 99                   | 97                   | 255                  | 130                  | 15               | 27 974           | 27 090                             | 33             |
| \$750 or more .....   | 372                      | —                 | —                  | 7                    | —                    | 13                   | 24                   | 115                  | 126                  | 87               | 35 114           | 41 415                             | —              |
| <b>Median</b> .....   | <b>\$453</b>             | <b>\$377</b>      | <b>\$465</b>       | <b>\$372</b>         | <b>\$375</b>         | <b>\$424</b>         | <b>\$422</b>         | <b>\$479</b>         | <b>\$524</b>         | <b>\$471</b>     | <b>...</b>       | <b>...</b>                         | <b>\$416</b>   |
| <b>Not mortgaged</b> .....  | <b>454</b>               | <b>29</b>         | <b>107</b>         | <b>27</b>            | <b>11</b>            | <b>51</b>            | <b>95</b>            | <b>46</b>            | <b>60</b>            | <b>28</b>        | <b>20 135</b>    | <b>22 212</b>                      | <b>25</b>      |
| Less than \$50 .....  | —                        | —                 | —                  | —                    | —                    | —                    | —                    | —                    | —                    | —                | —                | —                                  | —              |
| \$50 to \$74 .....  | 15                       | —                 | 1                  | —                    | —                    | —                    | 10                   | 4                    | —                    | —                | 24 125           | 24 210                             | 1              |
| \$75 to \$99 .....  | 47                       | —                 | 10                 | —                    | —                    | 20                   | 8                    | —                    | 9                    | —                | 17 679           | 20 972                             | —              |
| \$100 to \$124 .....  | 96                       | 5                 | 36                 | 15                   | 5                    | 4                    | 22                   | 9                    | —                    | —                | 11 167           | 14 720                             | —              |
| \$125 to \$149 .....  | 101                      | 9                 | 14                 | —                    | 6                    | 18                   | 20                   | 14                   | 17                   | 3                | 20 437           | 21 293                             | 9              |
| \$150 to \$199 .....  | 111                      | 5                 | 35                 | 12                   | —                    | 9                    | 28                   | 6                    | 10                   | 6                | 16 750           | 20 584                             | 5              |
| \$200 to \$249 .....  | 54                       | 10                | 5                  | —                    | —                    | —                    | 7                    | 7                    | 19                   | 6                | 33 358           | 29 500                             | 10             |
| \$250 or more .....   | 30                       | —                 | 6                  | —                    | —                    | —                    | —                    | 6                    | 5                    | 13               | 45 327           | 43 131                             | —              |
| <b>Median</b> .....   | <b>\$142</b>             | <b>\$155</b>      | <b>\$137</b>       | <b>\$122</b>         | <b>\$127</b>         | <b>\$127</b>         | <b>\$134</b>         | <b>\$143</b>         | <b>\$170</b>         | <b>\$242</b>     | <b>...</b>       | <b>...</b>                         | <b>\$175</b>   |
| <b>MORTGAGE STATUS AND SELECTED MONTHLY OWNER COSTS AS PERCENTAGE OF HOUSEHOLD INCOME IN 1979</b> |                          |                   |                    |                      |                      |                      |                      |                      |                      |                  |                  |                                    |                |
| <b>With a mortgage</b> .....  | <b>3 781</b>             | <b>123</b>        | <b>176</b>         | <b>189</b>           | <b>147</b>           | <b>497</b>           | <b>676</b>           | <b>1 038</b>         | <b>654</b>           | <b>281</b>       | <b>25 678</b>    | <b>27 908</b>                      | <b>167</b>     |
| Less than 15 percent .....  | 1 026                    | —                 | —                  | —                    | 5                    | 56                   | 146                  | 296                  | 303                  | 220              | 35 298           | 39 425                             | 5              |
| 15 to 19 percent .....  | 630                      | —                 | —                  | 8                    | 12                   | 58                   | 139                  | 224                  | 157                  | 32               | 28 177           | 31 413                             | 3              |
| 20 to 24 percent .....  | 511                      | —                 | 5                  | 7                    | 39                   | 53                   | 104                  | 167                  | 118                  | 18               | 26 979           | 28 560                             | —              |
| 25 to 29 percent .....  | 475                      | —                 | 6                  | 42                   | 14                   | 70                   | 101                  | 197                  | 45                   | —                | 25 469           | 24 791                             | —              |
| 30 to 34 percent .....  | 349                      | —                 | 6                  | 16                   | 13                   | 72                   | 112                  | 100                  | 19                   | 11               | 23 048           | 24 282                             | —              |
| 35 percent or more .....  | 790                      | 123               | 159                | 116                  | 64                   | 188                  | 74                   | 54                   | 12                   | —                | 12 435           | 13 210                             | 159            |
| <b>Not computed</b> .....   | <b>—</b>                 | <b>—</b>          | <b>—</b>           | <b>—</b>             | <b>—</b>             | <b>—</b>             | <b>—</b>             | <b>—</b>             | <b>—</b>             | <b>—</b>         | <b>—</b>         | <b>—</b>                           | <b>—</b>       |
| <b>Median</b> .....   | <b>22.3</b>              | <b>50+</b>        | <b>50+</b>         | <b>39.3</b>          | <b>31.3</b>          | <b>30.8</b>          | <b>22.5</b>          | <b>20.0</b>          | <b>15.8</b>          | <b>10—</b>       | <b>...</b>       | <b>...</b>                         | <b>50+</b>     |
| <b>Not mortgaged</b> .....  | <b>454</b>               | <b>29</b>         | <b>107</b>         | <b>27</b>            | <b>11</b>            | <b>51</b>            | <b>95</b>            | <b>46</b>            | <b>60</b>            | <b>28</b>        | <b>20 135</b>    | <b>22 212</b>                      | <b>25</b>      |
| Less than 10 percent .....  | 233                      | —                 | —                  | —                    | —                    | 36                   | 69                   | 40                   | 60                   | 28               | 28 854           | 33 020                             | —              |
| 10 to 14 percent .....  | 81                       | —                 | 14                 | 15                   | 11                   | 15                   | 26                   | —                    | —                    | —                | 15 114           | 16 199                             | 1              |
| 15 to 19 percent .....  | 43                       | —                 | 25                 | 12                   | —                    | —                    | —                    | 6                    | —                    | —                | 9 514            | 11 120                             | —              |
| 20 to 24 percent .....  | 20                       | —                 | 20                 | —                    | —                    | —                    | —                    | —                    | —                    | —                | 8 750            | 9 047                              |                |



Table A—50. **Income and Poverty Status in 1979 of Renter-Occupied Housing Units With an Asian or Pacific Islander Householder: 1980**

[Data are estimates based on a sample, see Introduction. For meaning of symbols, see Introduction. For definitions of terms, see appendixes A and B.]

| The State   | Household income in 1979 |                   |                    |                      |                      |                      |                      |                      |                      |                  |                  | Income in 1979 below poverty level |                |
|---|--------------------------|-------------------|--------------------|----------------------|----------------------|----------------------|----------------------|----------------------|----------------------|------------------|------------------|------------------------------------|----------------|
|   | Total                    | Less than \$5,000 | \$5,000 to \$9,999 | \$10,000 to \$12,499 | \$12,500 to \$14,999 | \$15,000 to \$19,999 | \$20,000 to \$24,999 | \$25,000 to \$34,999 | \$35,000 to \$49,999 | \$50,000 or more | Median (dollars) |                                    | Mean (dollars) |
| <b>Renter-occupied housing units</b> .....                  | <b>4 239</b>             | <b>1 026</b>      | <b>1 043</b>       | <b>483</b>           | <b>284</b>           | <b>587</b>           | <b>397</b>           | <b>279</b>           | <b>84</b>            | <b>56</b>        | <b>10 261</b>    | <b>12 349</b>                      | <b>1 205</b>   |
| <b>HOUSEHOLD TYPE AND AGE OF HOUSEHOLDER</b>                |                          |                   |                    |                      |                      |                      |                      |                      |                      |                  |                  |                                    |                |
| <b>Married-couple families</b> .....                        | <b>1 707</b>             | <b>295</b>        | <b>326</b>         | <b>225</b>           | <b>132</b>           | <b>329</b>           | <b>193</b>           | <b>103</b>           | <b>60</b>            | <b>44</b>        | <b>12 642</b>    | <b>14 804</b>                      | <b>437</b>     |
| 15 to 24 years .....  | 205                      | 49                | 58                 | 19                   | 10                   | 31                   | 18                   | 15                   | 5                    | —                | 9 738            | 11 789                             | 49             |
| 25 to 34 years .....  | 792                      | 139               | 137                | 135                  | 58                   | 149                  | 107                  | 36                   | 22                   | 9                | 12 222           | 13 775                             | 167            |
| 35 to 44 years .....  | 364                      | 62                | 58                 | 25                   | 6                    | 109                  | 35                   | 32                   | 25                   | 12               | 16 250           | 16 883                             | 97             |
| 45 to 64 years .....  | 284                      | 45                | 49                 | 32                   | 51                   | 30                   | 33                   | 13                   | 8                    | 23               | 13 284           | 17 308                             | 124            |
| 65 years and over .....                                     | 62                       | —                 | 24                 | 14                   | 7                    | 10                   | —                    | 7                    | —                    | —                | 11 250           | 14 253                             | —              |
| <b>Male householder, no wife present</b> .....              | <b>1 327</b>             | <b>300</b>        | <b>336</b>         | <b>138</b>           | <b>105</b>           | <b>167</b>           | <b>128</b>           | <b>132</b>           | <b>14</b>            | <b>7</b>         | <b>10 498</b>    | <b>12 308</b>                      | <b>297</b>     |
| 15 to 24 years .....  | 420                      | 157               | 104                | 39                   | 41                   | 26                   | 24                   | 24                   | 5                    | —                | 6 636            | 8 900                              | 174            |
| 25 to 34 years .....  | 511                      | 49                | 144                | 57                   | 54                   | 82                   | 60                   | 63                   | 2                    | —                | 12 755           | 13 851                             | 81             |
| 35 to 44 years .....  | 161                      | 28                | 48                 | 16                   | 3                    | 26                   | 8                    | 32                   | —                    | —                | 10 703           | 12 839                             | 15             |
| 45 to 64 years .....  | 181                      | 30                | 22                 | 26                   | 7                    | 33                   | 36                   | 13                   | 7                    | 7                | 15 982           | 17 440                             | 21             |
| 65 years and over .....                                     | 54                       | 36                | 18                 | —                    | —                    | —                    | —                    | —                    | —                    | —                | 4 375            | 5 439                              | 6              |
| <b>Female householder, no husband present</b> .....         | <b>1 205</b>             | <b>431</b>        | <b>381</b>         | <b>120</b>           | <b>47</b>            | <b>91</b>            | <b>76</b>            | <b>44</b>            | <b>10</b>            | <b>5</b>         | <b>6 764</b>     | <b>8 916</b>                       | <b>471</b>     |
| 15 to 24 years .....  | 202                      | 69                | 85                 | 26                   | 6                    | 16                   | —                    | —                    | —                    | —                | 7 051            | 6 820                              | 96             |
| 25 to 34 years .....  | 433                      | 92                | 119                | 57                   | 35                   | 63                   | 30                   | 28                   | 4                    | 5                | 10 241           | 11 843                             | 103            |
| 35 to 44 years .....  | 166                      | 53                | 75                 | 6                    | —                    | 7                    | 19                   | —                    | 6                    | —                | 6 744            | 8 985                              | 80             |
| 45 to 64 years .....  | 186                      | 60                | 60                 | 31                   | 6                    | —                    | 22                   | 7                    | —                    | —                | 6 919            | 8 656                              | 67             |
| 65 years and over .....                                     | 218                      | 157               | 42                 | —                    | —                    | 5                    | 5                    | 9                    | —                    | —                | 3 992            | 5 216                              | 125            |
| <b>Median age</b> .....                                     | <b>32.2</b>              | <b>33.2</b>       | <b>31.7</b>        | <b>31.0</b>          | <b>29.6</b>          | <b>32.5</b>          | <b>32.7</b>          | <b>32.9</b>          | <b>35.6</b>          | <b>46.7</b>      | <b>...</b>       | <b>...</b>                         | <b>32.7</b>    |
| <b>YEAR HOUSEHOLDER MOVED INTO UNIT</b>                     |                          |                   |                    |                      |                      |                      |                      |                      |                      |                  |                  |                                    |                |
| 1979 to March 1980 .....                                    | 2 843                    | 750               | 698                | 356                  | 177                  | 391                  | 246                  | 164                  | 26                   | 35               | 9 788            | 11 548                             | 900            |
| 1975 to 1978 .....  | 998                      | 124               | 306                | 79                   | 75                   | 152                  | 110                  | 85                   | 53                   | 14               | 12 184           | 14 752                             | 190            |
| 1970 to 1974 .....  | 225                      | 87                | 22                 | 24                   | 10                   | 32                   | 21                   | 17                   | 5                    | 7                | 10 365           | 12 744                             | 69             |
| 1960 to 1969 .....  | 111                      | 38                | 7                  | 10                   | 15                   | 12                   | 16                   | 13                   | —                    | —                | 12 583           | 12 853                             | 29             |
| 1959 or earlier .....                                       | 62                       | 27                | 10                 | 14                   | 7                    | —                    | 4                    | —                    | —                    | —                | 8 500            | 8 060                              | 17             |
| <b>PLUMBING FACILITIES BY PERSONS PER ROOM</b>              |                          |                   |                    |                      |                      |                      |                      |                      |                      |                  |                  |                                    |                |
| <b>Complete plumbing for exclusive use</b> .....            | <b>4 001</b>             | <b>922</b>        | <b>1 018</b>       | <b>448</b>           | <b>284</b>           | <b>543</b>           | <b>380</b>           | <b>279</b>           | <b>84</b>            | <b>43</b>        | <b>10 338</b>    | <b>12 420</b>                      | <b>1 095</b>   |
| 0.50 or less .....  | 1 824                    | 365               | 517                | 153                  | 147                  | 271                  | 184                  | 136                  | 23                   | 28               | 10 490           | 12 820                             | 325            |
| 0.51 to 1.00 .....  | 1 457                    | 356               | 329                | 189                  | 79                   | 200                  | 140                  | 91                   | 61                   | 12               | 10 575           | 12 632                             | 420            |
| 1.01 to 1.50 .....  | 304                      | 89                | 78                 | 32                   | 20                   | 15                   | 31                   | 39                   | —                    | —                | 8 438            | 11 236                             | 149            |
| 1.51 or more .....  | 416                      | 112               | 94                 | 74                   | 38                   | 57                   | 25                   | 13                   | —                    | 3                | 10 068           | 10 784                             | 201            |
| <b>Lacking complete plumbing for exclusive use</b> .....    | <b>238</b>               | <b>104</b>        | <b>25</b>          | <b>35</b>            | <b>—</b>             | <b>44</b>            | <b>17</b>            | <b>—</b>             | <b>—</b>             | <b>13</b>        | <b>7 917</b>     | <b>11 163</b>                      | <b>110</b>     |
| 0.50 or less .....  | 71                       | 42                | 6                  | —                    | —                    | 6                    | 10                   | —                    | —                    | 7                | 4 350            | 11 024                             | 42             |
| 0.51 to 1.00 .....  | 78                       | 36                | 19                 | 9                    | —                    | 14                   | —                    | —                    | —                    | —                | 6 071            | 7 169                              | 29             |
| 1.01 to 1.50 .....  | 43                       | —                 | —                  | 26                   | —                    | 10                   | 7                    | —                    | —                    | —                | 12 067           | 14 812                             | 7              |
| 1.51 or more .....  | 46                       | 26                | —                  | —                    | —                    | 14                   | —                    | —                    | —                    | 6                | 4 375            | 14 739                             | 32             |
| <b>SELECTED CHARACTERISTICS</b>                             |                          |                   |                    |                      |                      |                      |                      |                      |                      |                  |                  |                                    |                |
| <b>Heating equipment</b> .....                              | <b>4 229</b>             | <b>1 016</b>      | <b>1 043</b>       | <b>483</b>           | <b>284</b>           | <b>587</b>           | <b>397</b>           | <b>279</b>           | <b>84</b>            | <b>56</b>        | <b>10 287</b>    | <b>12 377</b>                      | <b>1 195</b>   |
| Central heating system .....                                | 4 014                    | 943               | 1 018              | 458                  | 256                  | 566                  | 367                  | 266                  | 84                   | 56               | 10 251           | 12 438                             | 1 136          |
| <b>Air conditioning</b> .....                               | <b>1 824</b>             | <b>313</b>        | <b>510</b>         | <b>194</b>           | <b>123</b>           | <b>320</b>           | <b>169</b>           | <b>131</b>           | <b>30</b>            | <b>34</b>        | <b>11 147</b>    | <b>13 279</b>                      | <b>359</b>     |
| Central system .....  | 808                      | 149               | 220                | 78                   | 48                   | 150                  | 70                   | 57                   | 20                   | 16               | 11 122           | 13 469                             | 159            |
| <b>Vehicles available</b> .....                             | <b>3 339</b>             | <b>490</b>        | <b>844</b>         | <b>440</b>           | <b>268</b>           | <b>536</b>           | <b>376</b>           | <b>251</b>           | <b>84</b>            | <b>50</b>        | <b>11 906</b>    | <b>14 048</b>                      | <b>687</b>     |
| 1 .....   | 2 201                    | 404               | 689                | 289                  | 141                  | 329                  | 196                  | 113                  | 18                   | 22               | 10 065           | 11 951                             | 488            |
| 2 or more .....   | 1 138                    | 86                | 155                | 151                  | 127                  | 207                  | 180                  | 138                  | 66                   | 28               | 16 543           | 18 105                             | 199            |
| <b>House heating fuel</b> .....                             | <b>4 229</b>             | <b>1 016</b>      | <b>1 043</b>       | <b>483</b>           | <b>284</b>           | <b>587</b>           | <b>397</b>           | <b>279</b>           | <b>84</b>            | <b>56</b>        | <b>10 287</b>    | <b>12 377</b>                      | <b>1 195</b>   |
| Utility gas .....   | 3 248                    | 710               | 798                | 401                  | 208                  | 434                  | 349                  | 234                  | 70                   | 44               | 10 723           | 12 894                             | 840            |
| Bottled, tank, or LP gas .....                              | 103                      | 28                | 22                 | 12                   | 9                    | 22                   | 3                    | 7                    | —                    | —                | 10 313           | 10 901                             | 31             |
| Electricity .....   | 765                      | 208               | 201                | 58                   | 67                   | 131                  | 45                   | 29                   | 14                   | 12               | 9 230            | 11 197                             | 256            |
| Fuel oil, kerosene, etc. .....                              | 44                       | 22                | 7                  | 6                    | —                    | —                    | —                    | 9                    | —                    | —                | 5 000            | 9 875                              | 29             |
| Other .....   | 69                       | 48                | 15                 | 6                    | —                    | —                    | —                    | —                    | —                    | —                | 4 177            | 4 948                              | 39             |
| <b>Median rooms</b> .....                                   | <b>3.5</b>               | <b>3.1</b>        | <b>3.4</b>         | <b>3.5</b>           | <b>3.7</b>           | <b>3.6</b>           | <b>3.8</b>           | <b>4.1</b>           | <b>4.7</b>           | <b>4.3</b>       | <b>...</b>       | <b>...</b>                         | <b>3.5</b>     |
| <b>Specified renter-occupied housing units</b> .....        | <b>4 153</b>             | <b>1 003</b>      | <b>1 012</b>       | <b>475</b>           | <b>284</b>           | <b>579</b>           | <b>397</b>           | <b>263</b>           | <b>84</b>            | <b>56</b>        | <b>10 324</b>    | <b>12 374</b>                      | <b>1 173</b>   |
| <b>CONTRACT RENT</b>  |                          |                   |                    |                      |                      |                      |                      |                      |                      |                  |                  |                                    |                |
| Less than \$100 .....                                       | 342                      | 183               | 68                 | 37                   | 5                    | 23                   | 15                   | 11                   | —                    | —                | 4 691            | 6 729                              | 198            |
| \$100 to \$149 .....  | 354                      | 98                | 104                | 40                   | 30                   | 40                   | 20                   | 16                   | 6                    | —                | 8 512            | 10 636                             | 110            |
| \$150 to \$199 .....  | 915                      | 323               | 208                | 130                  | 50                   | 113                  | 46                   | 40                   | 5                    | —                | 8 199            | 9 481                              | 305            |
| \$200 to \$249 .....  | 1 029                    | 210               | 251                | 121                  | 81                   | 214                  | 107                  | 35                   | 5                    | 5                | 11 105           | 11 741                             | 236            |
| \$250 to \$299 .....  | 696                      | 113               | 184                | 76                   | 44                   | 98                   | 89                   | 76                   | 16                   | —                | 11 678           | 13 407                             | 149            |
| \$300 to \$349 .....  | 335                      | 39                | 107                | 24                   | 27                   | 50                   | 33                   | 28                   | 20                   | 7                | 12 240           | 15 257                             | 94             |
| \$350 to \$399 .....  | 198                      | 20                | 22                 | 17                   | —                    | 37                   | 38                   | 31                   | 27                   | 6                | 20 625           | 20 681                             | 43             |
| \$400 to \$499 .....  | 122                      | —                 | 18                 | 7                    | 27                   | —                    | 29                   | 24                   | 5                    | 12               | 22 500           | 24 480                             | 21             |
| \$500 or more .....   | 36                       | —                 | 7                  | 5                    | —                    | 2                    | 7                    | 2                    | —                    | 13               | 21 429           | 31 846                             | —              |
| No cash rent .....  | 126                      | 17                | 43                 | 18                   | 20                   | 2                    | 13                   | —                    | —                    | 13               | 10 417           | 15 028                             | 17             |
| <b>Median</b> .....   | <b>\$219</b>             | <b>\$184</b>      | <b>\$217</b>       | <b>\$208</b>         | <b>\$233</b>         | <b>\$231</b>         | <b>\$252</b>         | <b>\$269</b>         | <b>\$325</b>         | <b>\$429</b>     | <b>...</b>       | <b>...</b>                         | <b>\$195</b>   |
| <b>GROSS RENT</b>   |                          |                   |                    |                      |                      |                      |                      |                      |                      |                  |                  |                                    |                |
| Less than \$100 .....                                       | 257                      | 148               | 53                 | 29                   | —                    | 10                   | 11                   | 6                    | —                    | —                | 4 304            | 5 784                              | 158            |
| \$100 to \$149 .....  | 266                      | 103               | 62                 | 9                    | 27                   | 32                   | 19                   | 14                   | —                    | —                | 6 630            | 9 684                              | 100            |
| \$150 to \$199 .....  | 713                      | 220               | 212                | 86                   | 37                   | 100                  | 25                   | 28                   | 5                    | —                | 8 284            | 9 556                              | 219            |
| \$200 to \$249 .....  | 1 040                    | 257               | 233                | 158                  | 91                   | 166                  | 95                   | 35                   | —                    | 5                | 10 475           | 10 861                             | 278            |
| \$250 to \$299 .....  | 710                      | 113               | 199                | 89                   | 33                   | 120                  | 78                   | 56                   | 22                   | —                | 11 208           | 13 120                             | 131            |
| \$300 to \$349 .....  | 400                      | 74                | 71                 | 39                   | 23                   | 69                   | 51                   | 47                   | 19                   | 7                | 14 239           | 15 595                             | 102            |
| \$350 to \$399 .....  | 248                      | 49                | 82                 | 8                    | 26                   | 19                   | 31                   | 25                   | 8                    | —                | 9 620            | 12 830                             | 85             |
| \$400 to \$499 .....  | 252                      | 22                | 35                 | 34                   | 21                   | 59                   | 33                   | 19                   | 23                   | 6                | 16 400           | 17 764                             | 76             |
| \$500 or more .....   | 141                      | —                 | 22                 | 5                    | 6                    | 2                    | 41                   | 33                   | 7                    | 25               | 24 312           | 29 157                             | 7              |
| No cash rent .....  | 126                      | 17                | 43                 | 18                   | 20                   | 2                    | 13                   | —                    | —                    | 13               | 10 417           | 15 028                             | 17             |
| <b>Median</b> .....   | <b>\$238</b>             | <b>\$204</b>      | <b>\$236</b>       | <b>\$227</b>         | <b>\$240</b>         | <b>\$246</b>         | <b>\$271</b>         | <b>\$295</b>         | <b>\$339</b>         | <b>\$500+</b>    | <b>...</b>       | <b>...</b>                         | <b>\$217</b>   |
| <b>GROSS RENT AS PERCENTAGE OF HOUSEHOLD INCOME IN 1979</b> |                          |                   |                    |                      |                      |                      |                      |                      |                      |                  |                  |                                    |                |
| Less than 15 percent .....                                  | 721                      | —                 | 28                 | 38                   | 34                   | 161                  | 184                  | 173                  | 60                   | 43               | 22 679           | 24 953                             | 22             |
| 15 to 19 percent .....                                      | 550                      | 17                | 26                 | 53                   | 43                   | 235                  | 100                  | 52                   | 24                   | —                | 18 245           | 18 298                             | 34             |
| 20 to 24 percent .....                                      | 483                      | 37                | 88                 | 102                  | 84                   | 90                   | 54                   | 28                   | —                    | —                | 12 932           | 13 610                             | 50             |
| 25 to 29 percent .....                                      | 445                      | 8                 | 148                | 152                  | 41                   | 47                   | 39                   | 10                   | —                    | —                | 11 094           | 12 148                             | 34             |
| 30 to 34 percent .....                                      | 220                      | 23                | 98                 | 42                   | 22                   | 35                   | —                    | —                    | —                    | —                | 9 427            | 9 708                              | 63             |
| 35 to 49 percent .....                                      | 488                      | 67                | 300                | 65                   | 40                   | 9                    | 7                    | —                    | —                    | —                | 7 722            | 8 323                              | 114            |
| 50 percent or more .....                                    | 871                      | 585               | 28                 |                      |                      |                      |                      |                      |                      |                  |                  |                                    |                |

Table A—51. Selected Monthly Owner Costs for Mortgaged Housing Units With an Asian or Pacific Islander Householder: 1980

[Data are estimates based on a sample, see Introduction. For meaning of symbols, see Introduction. For definitions of terms, see appendixes A and B]

| The State   | Total        | Less than \$200 | \$200 to \$249 | \$250 to \$299 | \$300 to \$349 | \$350 to \$399 | \$400 to \$499 | \$500 to \$599 | \$600 to \$749 | \$750 or more | Median (dollars) |
|---|--------------|-----------------|----------------|----------------|----------------|----------------|----------------|----------------|----------------|---------------|------------------|
| <b>Specified owner-occupied housing units</b> -----                           | <b>3 781</b> | <b>154</b>      | <b>337</b>     | <b>348</b>     | <b>382</b>     | <b>285</b>     | <b>679</b>     | <b>537</b>     | <b>687</b>     | <b>372</b>    | <b>453</b>       |
| <b>PERSONS IN UNIT</b>  |              |                 |                |                |                |                |                |                |                |               |                  |
| 1 person -----  | 286          | 21              | 37             | 30             | 29             | 35             | 48             | 27             | 39             | 20            | 387              |
| 2 persons -----   | 888          | 82              | 87             | 79             | 89             | 94             | 146            | 92             | 154            | 65            | 407              |
| 3 persons -----   | 792          | 18              | 76             | 104            | 61             | 19             | 150            | 115            | 171            | 78            | 482              |
| 4 persons -----   | 970          | 20              | 87             | 68             | 122            | 84             | 191            | 158            | 156            | 84            | 457              |
| 5 persons -----   | 480          | 13              | 31             | 26             | 43             | 30             | 96             | 91             | 98             | 52            | 501              |
| 6 persons -----   | 186          | —               | 19             | 26             | 16             | 23             | 31             | 19             | 12             | 40            | 417              |
| 7 persons -----   | 107          | —               | —              | 15             | 15             | —              | 7              | 29             | 19             | 22            | 557              |
| 8 or more persons -----   | 72           | —               | —              | —              | 7              | —              | 10             | 6              | 38             | 11            | 651              |
| Median -----  | 3.40         | 2.18            | 3.09           | 3.13           | 3.60           | 3.21           | 3.47           | 3.72           | 3.38           | 3.77          | ...              |
| <b>HOUSEHOLD TYPE AND AGE OF HOUSEHOLDER</b>                                  |              |                 |                |                |                |                |                |                |                |               |                  |
| <b>Married-couple families</b> -----  | <b>2 961</b> | <b>83</b>       | <b>239</b>     | <b>255</b>     | <b>293</b>     | <b>193</b>     | <b>529</b>     | <b>435</b>     | <b>596</b>     | <b>338</b>    | <b>476</b>       |
| 15 to 24 years -----  | 55           | —               | 7              | —              | 2              | —              | 13             | 10             | 8              | 15            | 555              |
| 25 to 34 years -----  | 871          | 19              | 25             | 32             | 65             | 44             | 139            | 171            | 282            | 94            | 565              |
| 35 to 44 years -----  | 827          | 7               | 33             | 35             | 18             | 70             | 171            | 148            | 169            | 176           | 554              |
| 45 to 64 years -----  | 1 132        | 52              | 146            | 175            | 192            | 74             | 206            | 99             | 135            | 53            | 351              |
| 65 years and over -----   | 76           | 5               | 28             | 13             | 16             | 5              | —              | 7              | 2              | —             | 269              |
| <b>Male householder, no wife present</b> -----                                | <b>293</b>   | <b>—</b>        | <b>24</b>      | <b>17</b>      | <b>26</b>      | <b>19</b>      | <b>84</b>      | <b>46</b>      | <b>49</b>      | <b>28</b>     | <b>465</b>       |
| 15 to 24 years -----  | 30           | —               | —              | —              | —              | 5              | 6              | —              | 19             | —             | 632              |
| 25 to 34 years -----  | 116          | —               | 6              | —              | 7              | 2              | 43             | 19             | 23             | 16            | 500              |
| 35 to 44 years -----  | 50           | —               | —              | 6              | —              | 7              | 15             | 10             | —              | 12            | 440              |
| 45 to 64 years -----  | 97           | —               | 18             | 11             | 19             | 5              | 20             | 17             | 7              | —             | 355              |
| 65 years and over -----   | —            | —               | —              | —              | —              | —              | —              | —              | —              | —             | —                |
| <b>Female householder, no husband present</b> -----                           | <b>527</b>   | <b>71</b>       | <b>74</b>      | <b>76</b>      | <b>63</b>      | <b>73</b>      | <b>66</b>      | <b>56</b>      | <b>42</b>      | <b>6</b>      | <b>334</b>       |
| 15 to 24 years -----  | 6            | —               | 6              | —              | —              | —              | —              | —              | —              | —             | 225              |
| 25 to 34 years -----  | 136          | 4               | 7              | 6              | 13             | 22             | 21             | 26             | 37             | —             | 484              |
| 35 to 44 years -----  | 113          | 5               | 7              | 9              | 24             | 34             | 12             | 6              | —              | 6             | 352              |
| 45 to 64 years -----  | 250          | 62              | 44             | 61             | 19             | 13             | 33             | 13             | 5              | —             | 266              |
| 65 years and over -----   | 22           | —               | —              | —              | 7              | 4              | —              | 11             | —              | —             | 450              |
| Median age -----  | 41.9         | 51.6            | 50.6           | 52.3           | 48.2           | 41.8           | 41.1           | 38.4           | 34.4           | 37.8          | ...              |
| <b>YEAR HOUSEHOLDER MOVED INTO UNIT</b>                                       |              |                 |                |                |                |                |                |                |                |               |                  |
| 1979 to March 1980 -----  | 1 081        | 7               | 18             | 13             | 2              | 11             | 160            | 240            | 431            | 199           | 631              |
| 1975 to 1978 -----  | 1 373        | 23              | 58             | 35             | 119            | 151            | 349            | 240            | 239            | 159           | 486              |
| 1970 to 1974 -----  | 527          | 12              | 42             | 77             | 153            | 97             | 105            | 23             | 4              | 14            | 343              |
| 1960 to 1969 -----  | 651          | 70              | 201            | 192            | 90             | 23             | 48             | 21             | 6              | —             | 264              |
| 1959 or earlier -----   | 149          | 42              | 18             | 31             | 18             | 3              | 17             | 13             | 7              | —             | 273              |
| <b>ROOMS</b>  |              |                 |                |                |                |                |                |                |                |               |                  |
| 1 to 3 rooms -----  | 229          | —               | 7              | —              | 24             | 20             | 57             | 45             | 63             | 13            | 514              |
| 4 rooms -----   | 248          | 22              | 27             | 25             | 40             | 15             | 26             | 39             | 49             | 5             | 383              |
| 5 rooms -----   | 486          | 51              | 38             | 51             | 39             | 35             | 92             | 82             | 81             | 17            | 438              |
| 6 rooms -----   | 702          | 44              | 61             | 96             | 80             | 47             | 143            | 77             | 94             | 60            | 416              |
| 7 rooms -----   | 738          | 25              | 81             | 49             | 52             | 67             | 115            | 132            | 130            | 87            | 481              |
| 8 or more rooms -----   | 1 378        | 12              | 123            | 127            | 147            | 101            | 246            | 162            | 270            | 190           | 462              |
| Median -----  | 6.8          | 5.6             | 6.9            | 6.5            | 6.7            | 6.9            | 6.7            | 6.7            | 6.9            | 7.6           | ...              |
| <b>YEAR STRUCTURE BUILT</b>   |              |                 |                |                |                |                |                |                |                |               |                  |
| 1975 to March 1980 -----  | 1 090        | 11              | 13             | —              | 11             | 56             | 192            | 198            | 402            | 207           | 624              |
| 1970 to 1974 -----  | 647          | 7               | 6              | 21             | 120            | 66             | 165            | 97             | 90             | 75            | 452              |
| 1960 to 1969 -----  | 981          | 37              | 159            | 184            | 106            | 73             | 137            | 113            | 108            | 64            | 353              |
| 1950 to 1959 -----  | 674          | 51              | 93             | 99             | 80             | 46             | 127            | 97             | 67             | 14            | 365              |
| 1940 to 1949 -----  | 171          | 39              | 27             | 17             | 19             | 8              | 26             | 24             | 6              | 5             | 307              |
| 1939 or earlier -----   | 218          | 9               | 39             | 27             | 46             | 36             | 32             | 8              | 14             | 7             | 337              |
| <b>VALUE</b>  |              |                 |                |                |                |                |                |                |                |               |                  |
| Less than \$10,000 -----  | 12           | 3               | 5              | 4              | —              | —              | —              | —              | —              | —             | 230              |
| \$10,000 to \$19,999 -----  | 18           | 6               | 12             | —              | —              | —              | —              | —              | —              | —             | 213              |
| \$20,000 to \$29,999 -----  | 41           | 6               | 16             | 5              | 14             | —              | —              | —              | —              | —             | 245              |
| \$30,000 to \$39,999 -----  | 154          | 49              | 37             | 16             | 27             | 8              | 11             | —              | 6              | —             | 238              |
| \$40,000 to \$49,999 -----  | 362          | 29              | 61             | 27             | 36             | 79             | 58             | 62             | 10             | —             | 368              |
| \$50,000 to \$59,999 -----  | 605          | 30              | 104            | 52             | 65             | 38             | 147            | 83             | 86             | —             | 408              |
| \$60,000 to \$79,999 -----  | 1 378        | 24              | 93             | 165            | 196            | 99             | 247            | 210            | 293            | 51            | 438              |
| \$80,000 to \$99,999 -----  | 738          | 7               | 9              | 69             | 26             | 42             | 156            | 110            | 213            | 106           | 555              |
| \$100,000 to \$149,999 -----  | 414          | —               | —              | 10             | 18             | 19             | 54             | 69             | 79             | 165           | 670              |
| \$150,000 or more -----   | 59           | —               | —              | —              | —              | —              | 6              | 3              | —              | 50            | 750+             |
| Median -----  | \$70 100     | \$45 300        | \$53 800       | \$69 000       | \$64 200       | \$64 900       | \$71 200       | \$69 800       | \$76 800       | \$106 600     | ...              |
| <b>SELECTED MONTHLY OWNER COSTS AS PERCENTAGE OF HOUSEHOLD INCOME IN 1979</b> |              |                 |                |                |                |                |                |                |                |               |                  |
| Less than 15 percent -----  | 1 026        | 81              | 245            | 211            | 159            | 77             | 174            | 38             | 15             | 26            | 294              |
| 15 to 19 percent -----  | 630          | 20              | 32             | 70             | 112            | 70             | 140            | 86             | 68             | 32            | 408              |
| 20 to 24 percent -----  | 511          | 5               | 15             | 47             | 13             | 36             | 144            | 87             | 96             | 68            | 494              |
| 25 to 29 percent -----  | 475          | —               | 30             | 5              | 38             | 45             | 46             | 84             | 167            | 60            | 588              |
| 30 to 34 percent -----  | 349          | 6               | —              | 8              | 8              | 5              | 61             | 84             | 101            | 76            | 604              |
| 35 percent or more -----  | 790          | 42              | 15             | 7              | 52             | 52             | 114            | 158            | 240            | 110           | 572              |
| Not computed -----  | —            | —               | —              | —              | —              | —              | —              | —              | —              | —             | —                |
| Median -----  | 22.3         | 14.6            | 12.7           | 13.4           | 16.4           | 19.7           | 20.9           | 28.4           | 29.9           | 30.0          | ...              |
| <b>SELECTED CHARACTERISTICS</b>   |              |                 |                |                |                |                |                |                |                |               |                  |
| <b>Heating equipment</b> -----  | <b>3 775</b> | <b>154</b>      | <b>337</b>     | <b>348</b>     | <b>382</b>     | <b>285</b>     | <b>673</b>     | <b>537</b>     | <b>687</b>     | <b>372</b>    | <b>453</b>       |
| Steam or hot water system -----   | 346          | 9               | 7              | 26             | 43             | 31             | 45             | 42             | 77             | 66            | 529              |
| Central warm-air furnace or electric heat pump -----                          | 3 188        | 142             | 313            | 305            | 320            | 225            | 599            | 441            | 543            | 300           | 448              |
| Other built-in electric units -----   | 103          | —               | —              | —              | 6              | 12             | 15             | 11             | 53             | 6             | 621              |
| Floor, wall, or pipeless furnace -----  | 28           | —               | 7              | —              | —              | 2              | 7              | 12             | —              | —             | 436              |
| Other means -----   | 110          | 3               | 10             | 17             | 13             | 15             | 7              | 31             | 14             | —             | 390              |
| <b>Air conditioning</b> -----   | <b>913</b>   | <b>35</b>       | <b>67</b>      | <b>91</b>      | <b>67</b>      | <b>63</b>      | <b>238</b>     | <b>131</b>     | <b>138</b>     | <b>83</b>     | <b>453</b>       |
| Central system -----  | 586          | —               | 22             | 70             | 50             | 38             | 145            | 80             | 108            | 73            | 480              |
| 1 or more individual room units -----   | 327          | 35              | 45             | 21             | 17             | 25             | 93             | 51             | 30             | 10            | 417              |
| <b>House heating fuel</b> -----   | <b>3 775</b> | <b>154</b>      | <b>337</b>     | <b>348</b>     | <b>382</b>     | <b>285</b>     | <b>673</b>     | <b>537</b>     | <b>687</b>     | <b>372</b>    | <b>453</b>       |
| Utility gas -----   | 3 470        | 146             | 333            | 348            | 362            | 248            | 628            | 484            | 583            | 338           | 444              |
| Bottled, tank, or LP gas -----  | 34           | 5               | 2              | —              | 4              | 3              | 8              | 12             | —              | —             | 419              |
| Electricity -----   | 252          | —               | —              | —              | 16             | 28             | 37             | 41             | 104            | 26            | 606              |
| Fuel oil, kerosene, etc. -----  | 8            | —               | —              | —              | —              | —              | —              | —              | —              | 8             | 750+             |
| Other -----   | 11           | 3               | 2              | —              | —              | 6              | —              | —              | —              | —             | 354              |

Table A—52. Selected Monthly Owner Costs for Not Mortgaged Housing Units With an Asian or Pacific Islander Householder: 1980

[Data are estimates based on a sample, see Introduction. For meaning of symbols, see Introduction. For definitions of terms, see appendixes A and B]

| The State   | Total      | Less than \$50 | \$50 to \$74 | \$75 to \$99 | \$100 to \$124 | \$125 to \$149 | \$150 to \$199 | \$200 to \$249 | \$250 or more | Median (dollars) |
|---|------------|----------------|--------------|--------------|----------------|----------------|----------------|----------------|---------------|------------------|
| <b>Specified owner-occupied housing units</b> -----                           | <b>454</b> | —              | <b>15</b>    | <b>47</b>    | <b>96</b>      | <b>101</b>     | <b>111</b>     | <b>54</b>      | <b>30</b>     | <b>142</b>       |
| <b>PERSONS IN UNIT</b>  |            |                |              |              |                |                |                |                |               |                  |
| 1 person -----  | 91         | —              | —            | 9            | 37             | 17             | 15             | 13             | —             | 125              |
| 2 persons -----   | 192        | —              | 14           | 17           | 34             | 45             | 42             | 28             | 12            | 142              |
| 3 persons -----   | 113        | —              | —            | 14           | 20             | 29             | 39             | —              | 11            | 144              |
| 4 persons -----   | 35         | —              | —            | —            | 5              | 10             | 6              | 7              | 7             | 171              |
| 5 persons -----   | —          | —              | —            | —            | —              | —              | —              | —              | —             | —                |
| 6 persons -----   | 7          | —              | —            | 7            | —              | —              | —              | —              | —             | 88               |
| 7 persons -----   | —          | —              | —            | —            | —              | —              | —              | —              | —             | —                |
| 8 or more persons -----   | 16         | —              | 1            | —            | —              | —              | 9              | 6              | —             | 189              |
| Median -----  | 2.21       | —              | 2.04         | 2.35         | 1.82           | 2.24           | 2.46           | 2.00           | 2.77          | ...              |
| <b>HOUSEHOLD TYPE AND AGE OF HOUSEHOLDER</b>                                  |            |                |              |              |                |                |                |                |               |                  |
| <b>Married-couple families</b> -----  | <b>300</b> | —              | <b>15</b>    | <b>27</b>    | <b>41</b>      | <b>77</b>      | <b>69</b>      | <b>41</b>      | <b>30</b>     | <b>147</b>       |
| 15 to 24 years -----  | 10         | —              | —            | —            | —              | —              | 10             | —              | —             | 175              |
| 25 to 34 years -----  | 26         | —              | —            | 7            | —              | —              | 8              | 11             | —             | 188              |
| 35 to 44 years -----  | 12         | —              | —            | —            | 5              | —              | —              | 7              | —             | 207              |
| 45 to 64 years -----  | 172        | —              | 15           | 14           | 32             | 47             | 38             | 9              | 17            | 138              |
| 65 years and over -----   | 80         | —              | —            | 6            | 4              | 30             | 13             | 14             | 13            | 150              |
| <b>Male householder, no wife present</b> -----                                | <b>69</b>  | —              | —            | <b>12</b>    | <b>21</b>      | <b>13</b>      | <b>23</b>      | —              | —             | <b>128</b>       |
| 15 to 24 years -----  | —          | —              | —            | —            | —              | —              | —              | —              | —             | —                |
| 25 to 34 years -----  | 16         | —              | —            | 3            | —              | 13             | —              | —              | —             | 135              |
| 35 to 44 years -----  | —          | —              | —            | —            | —              | —              | —              | —              | —             | —                |
| 45 to 64 years -----  | 26         | —              | —            | 9            | 13             | —              | 4              | —              | —             | 108              |
| 65 years and over -----   | 27         | —              | —            | —            | 8              | —              | 19             | —              | —             | 164              |
| <b>Female householder, no husband present</b> -----                           | <b>85</b>  | —              | —            | <b>8</b>     | <b>34</b>      | <b>11</b>      | <b>19</b>      | <b>13</b>      | —             | <b>126</b>       |
| 15 to 24 years -----  | —          | —              | —            | —            | —              | —              | —              | —              | —             | —                |
| 25 to 34 years -----  | —          | —              | —            | —            | —              | —              | —              | —              | —             | —                |
| 35 to 44 years -----  | —          | —              | —            | —            | —              | —              | —              | —              | —             | —                |
| 45 to 64 years -----  | 25         | —              | —            | —            | 11             | —              | 14             | —              | —             | 155              |
| 65 years and over -----   | 60         | —              | —            | 8            | 23             | 11             | 5              | 13             | —             | 124              |
| Median age -----  | 61.0       | —              | 53.8         | 53.2         | 63.1           | 61.8           | 59.6           | 62.5           | 63.0          | ...              |
| <b>YEAR HOUSEHOLDER MOVED INTO UNIT</b>                                       |            |                |              |              |                |                |                |                |               |                  |
| 1979 to March 1980 -----  | 37         | —              | —            | 13           | —              | —              | 24             | —              | —             | 161              |
| 1975 to 1978 -----  | 66         | —              | —            | —            | 5              | 17             | 14             | 18             | 12            | 189              |
| 1970 to 1974 -----  | 59         | —              | —            | —            | —              | 19             | 33             | 7              | —             | 166              |
| 1960 to 1969 -----  | 122        | —              | —            | 15           | 32             | 19             | 34             | 17             | 5             | 143              |
| 1959 or earlier -----   | 170        | —              | 15           | 19           | 59             | 46             | 6              | 12             | 13            | 122              |
| <b>ROOMS</b>  |            |                |              |              |                |                |                |                |               |                  |
| 1 to 3 rooms -----  | 17         | —              | —            | 7            | 10             | —              | —              | —              | —             | 104              |
| 4 rooms -----   | 67         | —              | 10           | 15           | 19             | 5              | 5              | 13             | —             | 111              |
| 5 rooms -----   | 122        | —              | —            | 25           | 20             | 30             | 32             | 9              | 6             | 138              |
| 6 rooms -----   | 129        | —              | 5            | —            | 17             | 27             | 44             | 25             | 11            | 168              |
| 7 rooms -----   | 34         | —              | —            | —            | 4              | 20             | 4              | —              | 6             | 141              |
| 8 or more rooms -----   | 85         | —              | —            | —            | 26             | 19             | 26             | 7              | 7             | 147              |
| Median -----  | 5.7        | —              | 4.3          | 4.6          | 5.4            | 6.1            | 5.9            | 5.7            | 6.3           | ...              |
| <b>YEAR STRUCTURE BUILT</b>   |            |                |              |              |                |                |                |                |               |                  |
| 1975 to March 1980 -----  | 37         | —              | —            | —            | —              | 7              | 24             | 6              | —             | 174              |
| 1970 to 1974 -----  | 57         | —              | —            | —            | —              | 26             | 19             | 12             | —             | 157              |
| 1960 to 1969 -----  | 82         | —              | —            | 7            | 2              | 19             | 20             | 17             | 17            | 182              |
| 1950 to 1959 -----  | 111        | —              | —            | 18           | 27             | 22             | 37             | 7              | —             | 137              |
| 1940 to 1949 -----  | 59         | —              | —            | 6            | 36             | —              | 6              | 5              | 6             | 116              |
| 1939 or earlier -----   | 108        | —              | 15           | 16           | 31             | 27             | 5              | 7              | 7             | 119              |
| <b>VALUE</b>  |            |                |              |              |                |                |                |                |               |                  |
| Less than \$10,000 -----  | 1          | —              | 1            | —            | —              | —              | —              | —              | —             | 63               |
| \$10,000 to \$19,999 -----  | 10         | —              | —            | 2            | 5              | 3              | —              | —              | —             | 115              |
| \$20,000 to \$29,999 -----  | 8          | —              | —            | —            | 5              | 3              | —              | —              | —             | 120              |
| \$30,000 to \$39,999 -----  | 46         | —              | 10           | 23           | 11             | —              | —              | 2              | —             | 89               |
| \$40,000 to \$49,999 -----  | 56         | —              | 4            | 7            | 26             | 10             | 9              | —              | —             | 116              |
| \$50,000 to \$59,999 -----  | 109        | —              | —            | 7            | 15             | 45             | 21             | 10             | 11            | 143              |
| \$60,000 to \$79,999 -----  | 138        | —              | —            | 8            | 34             | 26             | 36             | 28             | 6             | 151              |
| \$80,000 to \$99,999 -----  | 32         | —              | —            | —            | —              | 14             | 11             | 7              | —             | 159              |
| \$100,000 to \$149,999 -----  | 48         | —              | —            | —            | —              | —              | 34             | 7              | 7             | 185              |
| \$150,000 or more -----   | 6          | —              | —            | —            | —              | —              | —              | —              | 6             | 250+             |
| Median -----  | \$59 800   | —              | \$33 300     | \$37 500     | \$50 700       | \$58 400       | \$68 900       | \$70 400       | \$73 300      | ...              |
| <b>SELECTED MONTHLY OWNER COSTS AS PERCENTAGE OF HOUSEHOLD INCOME IN 1979</b> |            |                |              |              |                |                |                |                |               |                  |
| Less than 10 percent -----  | 233        | —              | 14           | 37           | 35             | 66             | 31             | 32             | 18            | 137              |
| 10 to 14 percent -----  | 81         | —              | 1            | 8            | 25             | 12             | 28             | 7              | —             | 139              |
| 15 to 19 percent -----  | 43         | —              | —            | 2            | 23             | —              | 12             | —              | 6             | 121              |
| 20 to 24 percent -----  | 20         | —              | —            | —            | —              | —              | 20             | —              | —             | 175              |
| 25 to 29 percent -----  | 30         | —              | —            | —            | 8              | 14             | 8              | —              | —             | 138              |
| 30 to 34 percent -----  | 11         | —              | —            | —            | 5              | —              | —              | —              | 6             | 250+             |
| 35 percent or more -----  | 34         | —              | —            | —            | —              | 9              | 12             | 13             | —             | 183              |
| Not computed -----  | 2          | —              | —            | —            | —              | —              | —              | 2              | —             | 225              |
| Median -----  | 10—        | —              | 10—          | 10—          | 12.6           | 10—            | 14.4           | 10—            | 10—           | ...              |
| <b>SELECTED CHARACTERISTICS</b>   |            |                |              |              |                |                |                |                |               |                  |
| <b>Heating equipment</b> -----  | <b>454</b> | —              | <b>15</b>    | <b>47</b>    | <b>96</b>      | <b>101</b>     | <b>111</b>     | <b>54</b>      | <b>30</b>     | <b>142</b>       |
| Steam or hot water system -----   | 49         | —              | —            | —            | —              | 2              | 22             | 14             | 11            | 202              |
| Central warm-air furnace or electric heat pump -----                          | 355        | —              | 15           | 17           | 88             | 93             | 89             | 34             | 19            | 140              |
| Other built-in electric units -----   | 14         | —              | —            | 8            | —              | —              | —              | 6              | —             | 97               |
| Floor, wall, or pipeless furnace -----  | 13         | —              | —            | 13           | —              | —              | —              | —              | —             | 88               |
| Other means -----   | 23         | —              | —            | 9            | 8              | 6              | —              | —              | —             | 108              |
| <b>Air conditioning</b> -----   | <b>148</b> | —              | —            | <b>11</b>    | <b>30</b>      | <b>17</b>      | <b>65</b>      | <b>14</b>      | <b>11</b>     | <b>162</b>       |
| Central system -----  | 87         | —              | —            | —            | —              | 7              | 55             | 14             | 11            | 183              |
| 1 or more individual room units -----   | 61         | —              | —            | 11           | 30             | 10             | 10             | —              | —             | 116              |
| <b>House heating fuel</b> -----   | <b>454</b> | —              | <b>15</b>    | <b>47</b>    | <b>96</b>      | <b>101</b>     | <b>111</b>     | <b>54</b>      | <b>30</b>     | <b>142</b>       |
| Utility gas -----   | 369        | —              | 15           | 39           | 93             | 82             | 77             | 33             | 30            | 136              |
| Bottled, tank, or LP gas -----  | 19         | —              | —            | —            | 3              | 6              | —              | 10             | —             | 202              |
| Electricity -----   | 54         | —              | —            | 8            | —              | 13             | 27             | 6              | —             | 161              |
| Fuel oil, kerosene, etc. -----  | 12         | —              | —            | —            | —              | —              | 7              | 5              | —             | 193              |
| Other -----   | —          | —              | —            | —            | —              | —              | —              | —              | —             | —                |

Table A—53. Year Structure Built for Owner- and Renter-Occupied Housing Units With an Asian or Pacific Islander Householder: 1980

[Data are estimates based on a sample, see Introduction. For meaning of symbols, see Introduction. For definitions of terms, see appendixes A and B.]

| The State  | Owner-occupied housing units |                    |                 |                 |                 |                 | Renter-occupied housing units |                    |                |                      |              |                 |
|--|------------------------------|--------------------|-----------------|-----------------|-----------------|-----------------|-------------------------------|--------------------|----------------|----------------------|--------------|-----------------|
|  | Total                        | 1975 to March 1980 | 1970 to 1974    | 1960 to 1969    | 1940 to 1959    | 1939 or earlier | Total                         | 1975 to March 1980 | 1970 to 1974   | 1960 to 1969         | 1940 to 1959 | 1939 or earlier |
| <b>Occupied housing units</b> .....                      | <b>5 222</b>                 | <b>1 345</b>       | <b>978</b>      | <b>1 228</b>    | <b>1 172</b>    | <b>499</b>      | <b>4 239</b>                  | <b>489</b>         | <b>1 180</b>   | <b>1 139</b>         | <b>855</b>   | <b>576</b>      |
| <b>HOUSEHOLD TYPE AND AGE OF HOUSEHOLDER</b>             |                              |                    |                 |                 |                 |                 |                               |                    |                |                      |              |                 |
| <b>Married-couple families</b> .....                     | <b>3 804</b>                 | <b>1 017</b>       | <b>677</b>      | <b>939</b>      | <b>854</b>      | <b>317</b>      | <b>1 707</b>                  | <b>197</b>         | <b>432</b>     | <b>510</b>           | <b>373</b>   | <b>195</b>      |
| 15 to 24 years.....                                      | 75                           | 21                 | —               | 40              | 12              | 2               | 205                           | 36                 | 93             | 26                   | 42           | 8               |
| 25 to 34 years.....                                      | 983                          | 409                | 209             | 110             | 172             | 83              | 792                           | 94                 | 179            | 253                  | 171          | 95              |
| 35 to 44 years.....                                      | 932                          | 386                | 185             | 196             | 150             | 15              | 364                           | 57                 | 66             | 132                  | 65           | 44              |
| 45 to 64 years.....                                      | 1 579                        | 179                | 268             | 538             | 439             | 155             | 284                           | 10                 | 79             | 83                   | 74           | 38              |
| 65 years and over.....                                   | 235                          | 22                 | 15              | 55              | 81              | 62              | 62                            | —                  | 15             | 16                   | 21           | 10              |
| <b>Male householder, no wife present</b> .....           | <b>537</b>                   | <b>178</b>         | <b>75</b>       | <b>82</b>       | <b>129</b>      | <b>73</b>       | <b>1 327</b>                  | <b>156</b>         | <b>420</b>     | <b>338</b>           | <b>223</b>   | <b>190</b>      |
| 15 to 24 years.....                                      | 53                           | 13                 | 12              | 6               | 17              | 5               | 420                           | 60                 | 134            | 106                  | 79           | 41              |
| 25 to 34 years.....                                      | 209                          | 102                | 18              | 32              | 38              | 19              | 511                           | 83                 | 157            | 139                  | 76           | 56              |
| 35 to 44 years.....                                      | 86                           | 19                 | 15              | 22              | 24              | 6               | 161                           | 7                  | 56             | 47                   | 35           | 16              |
| 45 to 64 years.....                                      | 162                          | 25                 | 30              | 22              | 50              | 35              | 181                           | —                  | 73             | 39                   | 16           | 53              |
| 65 years and over.....                                   | 27                           | 19                 | —               | —               | —               | 8               | 54                            | 6                  | —              | 7                    | 17           | 24              |
| <b>Female householder, no husband present</b> .....      | <b>881</b>                   | <b>150</b>         | <b>226</b>      | <b>207</b>      | <b>189</b>      | <b>109</b>      | <b>1 205</b>                  | <b>136</b>         | <b>328</b>     | <b>291</b>           | <b>259</b>   | <b>191</b>      |
| 15 to 24 years.....                                      | 25                           | —                  | 11              | 8               | —               | 6               | 202                           | 62                 | 29             | 55                   | 44           | 12              |
| 25 to 34 years.....                                      | 249                          | 90                 | 78              | 24              | 47              | 10              | 433                           | 41                 | 130            | 122                  | 74           | 66              |
| 35 to 44 years.....                                      | 133                          | 26                 | 36              | 46              | 19              | 6               | 166                           | 11                 | 31             | 45                   | 59           | 20              |
| 45 to 64 years.....                                      | 338                          | 34                 | 82              | 104             | 77              | 41              | 186                           | 22                 | 38             | 31                   | 57           | 38              |
| 65 years and over.....                                   | 136                          | —                  | 19              | 25              | 46              | 46              | 218                           | —                  | 100            | 38                   | 25           | 55              |
| <b>Median age</b> .....                                  | <b>43.8</b>                  | <b>35.8</b>        | <b>40.1</b>     | <b>47.8</b>     | <b>49.7</b>     | <b>54.2</b>     | <b>32.2</b>                   | <b>28.4</b>        | <b>32.0</b>    | <b>32.2</b>          | <b>33.0</b>  | <b>36.9</b>     |
| <b>YEAR HOUSEHOLDER MOVED INTO UNIT</b>                  |                              |                    |                 |                 |                 |                 |                               |                    |                |                      |              |                 |
| 1979 to March 1980.....                                  | 1 438                        | 737                | 232             | 258             | 161             | 50              | 2 843                         | 419                | 776            | 794                  | 512          | 342             |
| 1975 to 1978.....  | 1 681                        | 608                | 368             | 317             | 296             | 92              | 998                           | 70                 | 338            | 275                  | 226          | 89              |
| 1970 to 1974.....  | 776                          | —                  | 378             | 150             | 185             | 63              | 225                           | —                  | 66             | 47                   | 37           | 75              |
| 1960 to 1969.....  | 858                          | —                  | —               | 503             | 289             | 66              | 111                           | —                  | —              | 23                   | 48           | 40              |
| 1959 or earlier.....                                     | 469                          | —                  | —               | —               | 241             | 228             | 62                            | —                  | —              | —                    | 32           | 30              |
| <b>ROOMS</b>   |                              |                    |                 |                 |                 |                 |                               |                    |                |                      |              |                 |
| 1 room.....  | 11                           | —                  | 3               | —               | 8               | —               | 430                           | 7                  | 135            | 97                   | 82           | 109             |
| 2 rooms.....   | 55                           | 12                 | 10              | 4               | 23              | 6               | 554                           | 83                 | 163            | 171                  | 89           | 48              |
| 3 rooms.....   | 351                          | 124                | 44              | 79              | 87              | 17              | 1 115                         | 121                | 374            | 331                  | 161          | 128             |
| 4 rooms.....   | 496                          | 118                | 81              | 97              | 131             | 69              | 1 177                         | 136                | 335            | 309                  | 263          | 134             |
| 5 rooms.....   | 852                          | 202                | 149             | 191             | 204             | 106             | 473                           | 83                 | 104            | 88                   | 111          | 87              |
| 6 rooms.....   | 989                          | 231                | 200             | 174             | 269             | 115             | 199                           | 46                 | 28             | 32                   | 62           | 31              |
| 7 or more rooms.....                                     | 2 468                        | 658                | 491             | 683             | 450             | 186             | 291                           | 13                 | 41             | 111                  | 87           | 39              |
| <b>Median</b> .....                                      | <b>6.4</b>                   | <b>6.4</b>         | <b>6.5</b>      | <b>6.8</b>      | <b>6.0</b>      | <b>5.9</b>      | <b>3.5</b>                    | <b>3.7</b>         | <b>3.3</b>     | <b>3.4</b>           | <b>3.9</b>   | <b>3.5</b>      |
| <b>PLUMBING FACILITIES BY PERSONS PER ROOM</b>           |                              |                    |                 |                 |                 |                 |                               |                    |                |                      |              |                 |
| <b>Complete plumbing for exclusive use</b> .....         | <b>5 217</b>                 | <b>1 345</b>       | <b>978</b>      | <b>1 228</b>    | <b>1 167</b>    | <b>499</b>      | <b>4 001</b>                  | <b>489</b>         | <b>1 095</b>   | <b>1 111</b>         | <b>808</b>   | <b>498</b>      |
| 0.50 or less.....  | 3 218                        | 755                | 670             | 725             | 680             | 388             | 1 824                         | 235                | 502            | 464                  | 365          | 258             |
| 0.51 to 1.00.....  | 1 635                        | 524                | 251             | 381             | 376             | 103             | 1 457                         | 183                | 439            | 406                  | 275          | 154             |
| 1.01 to 1.50.....  | 219                          | 52                 | 27              | 72              | 60              | 8               | 304                           | 39                 | 65             | 104                  | 54           | 42              |
| 1.51 or more.....  | 145                          | 14                 | 30              | 50              | 51              | —               | 416                           | 32                 | 89             | 137                  | 114          | 44              |
| <b>Lacking complete plumbing for exclusive use</b> ..... | <b>5</b>                     | <b>—</b>           | <b>—</b>        | <b>—</b>        | <b>5</b>        | <b>—</b>        | <b>238</b>                    | <b>—</b>           | <b>85</b>      | <b>28</b>            | <b>47</b>    | <b>78</b>       |
| 0.50 or less.....  | 5                            | —                  | —               | —               | 5               | —               | 71                            | —                  | 18             | 6                    | 21           | 26              |
| 0.51 to 1.00.....  | —                            | —                  | —               | —               | —               | —               | 78                            | —                  | 31             | 5                    | 8            | 34              |
| 1.01 to 1.50.....  | —                            | —                  | —               | —               | —               | —               | 43                            | —                  | 14             | 17                   | 12           | —               |
| 1.51 or more.....  | —                            | —                  | —               | —               | —               | —               | 46                            | —                  | 22             | —                    | 6            | 18              |
| <b>PERSONS IN UNIT</b>                                   |                              |                    |                 |                 |                 |                 |                               |                    |                |                      |              |                 |
| 1 person.....  | 654                          | 118                | 152             | 145             | 132             | 107             | 1 463                         | 123                | 428            | 405                  | 246          | 261             |
| 2 persons.....   | 1 345                        | 312                | 240             | 247             | 373             | 173             | 1 020                         | 137                | 355            | 209                  | 211          | 108             |
| 3 persons.....   | 1 091                        | 341                | 181             | 254             | 218             | 97              | 647                           | 140                | 167            | 176                  | 107          | 57              |
| 4 persons.....   | 1 110                        | 349                | 225             | 255             | 196             | 85              | 491                           | 51                 | 118            | 151                  | 104          | 67              |
| 5 persons.....   | 601                          | 166                | 102             | 179             | 131             | 23              | 232                           | 17                 | 40             | 87                   | 69           | 19              |
| 6 or more persons.....                                   | 421                          | 59                 | 78              | 148             | 122             | 14              | 386                           | 21                 | 72             | 111                  | 118          | 64              |
| <b>Median</b> .....                                      | <b>3.06</b>                  | <b>3.21</b>        | <b>3.04</b>     | <b>3.37</b>     | <b>2.87</b>     | <b>2.32</b>     | <b>2.14</b>                   | <b>2.39</b>        | <b>1.96</b>    | <b>2.29</b>          | <b>2.36</b>  | <b>1.75</b>     |
| <b>Total persons</b> .....                               | <b>17 144</b>                | <b>4 534</b>       | <b>3 158</b>    | <b>4 171</b>    | <b>3 921</b>    | <b>1 360</b>    | <b>11 189</b>                 | <b>1 258</b>       | <b>2 759</b>   | <b>3 047</b>         | <b>2 674</b> | <b>1 451</b>    |
| <b>UNITS IN STRUCTURE</b>                                |                              |                    |                 |                 |                 |                 |                               |                    |                |                      |              |                 |
| 1, detached or attached.....                             | 4 671                        | 1 227              | 785             | 1 130           | 1 108           | 421             | 952                           | 76                 | 76             | 204                  | 373          | 223             |
| 2.....   | 77                           | —                  | 20              | 6               | 36              | 15              | 168                           | 36                 | 13             | 34                   | 45           | 40              |
| 3 and 4.....   | 74                           | 11                 | 14              | 24              | 3               | 22              | 384                           | 28                 | 95             | 114                  | 92           | 55              |
| 5 to 9.....  | 71                           | 20                 | 22              | 15              | 8               | 6               | 373                           | 71                 | 102            | 49                   | 92           | 59              |
| 10 to 49.....  | 152                          | 43                 | 51              | 30              | —               | 28              | 1 621                         | 236                | 533            | 492                  | 195          | 165             |
| 50 or more.....  | 39                           | —                  | 21              | 6               | 5               | 7               | 705                           | 37                 | 350            | 235                  | 52           | 31              |
| Mobile home or trailer, etc.....                         | 138                          | 44                 | 65              | 17              | 12              | —               | 36                            | 5                  | 11             | 11                   | 6            | 3               |
| <b>SELECTED CHARACTERISTICS</b>                          |                              |                    |                 |                 |                 |                 |                               |                    |                |                      |              |                 |
| <b>Hearing equipment</b> .....                           | <b>5 216</b>                 | <b>1 339</b>       | <b>978</b>      | <b>1 228</b>    | <b>1 172</b>    | <b>499</b>      | <b>4 229</b>                  | <b>489</b>         | <b>1 180</b>   | <b>1 139</b>         | <b>845</b>   | <b>576</b>      |
| Steam or hot water system.....                           | 512                          | 76                 | 85              | 159             | 103             | 89              | 1 339                         | 195                | 430            | 284                  | 197          | 233             |
| Central warm-air furnace or electric heat pump.....      | 4 267                        | 1 122              | 831             | 984             | 1 010           | 320             | 2 242                         | 217                | 607            | 671                  | 537          | 210             |
| Other built-in electric units.....                       | 171                          | 113                | 18              | 19              | 8               | 13              | 314                           | 65                 | 101            | 103                  | 20           | 25              |
| Floor, wall, or pipeless furnace.....                    | 45                           | —                  | 6               | 10              | 22              | 7               | 119                           | 11                 | 22             | 23                   | 29           | 34              |
| Other means.....   | 221                          | 28                 | 38              | 56              | 29              | 70              | 215                           | 1                  | 20             | 58                   | 62           | 74              |
| <b>Air conditioning</b> .....                            | <b>1 504</b>                 | <b>350</b>         | <b>354</b>      | <b>344</b>      | <b>336</b>      | <b>120</b>      | <b>1 824</b>                  | <b>289</b>         | <b>765</b>     | <b>508</b>           | <b>177</b>   | <b>85</b>       |
| Central system.....                                      | 963                          | 309                | 258             | 230             | 134             | 32              | 808                           | 118                | 407            | 188                  | 70           | 25              |
| 1 or more individual room units.....                     | 541                          | 41                 | 96              | 114             | 202             | 88              | 1 016                         | 171                | 358            | 320                  | 107          | 60              |
| <b>House heating fuel</b> .....                          | <b>5 216</b>                 | <b>1 339</b>       | <b>978</b>      | <b>1 228</b>    | <b>1 172</b>    | <b>499</b>      | <b>4 229</b>                  | <b>489</b>         | <b>1 180</b>   | <b>1 139</b>         | <b>845</b>   | <b>576</b>      |
| Utility gas.....   | 4 621                        | 1 062              | 899             | 1 127           | 1 104           | 429             | 3 248                         | 336                | 904            | 842                  | 692          | 474             |
| Bottled, tank, or LP gas.....                            | 127                          | 27                 | 21              | 25              | 14              | 40              | 103                           | 27                 | 2              | 17                   | 31           | 26              |
| Electricity.....   | 423                          | 250                | 52              | 76              | 26              | 19              | 765                           | 126                | 223            | 248                  | 100          | 68              |
| Fuel oil, kerosene, etc.....                             | 26                           | —                  | —               | —               | 20              | 6               | 44                            | —                  | 5              | 19                   | 14           | 6               |
| Other.....   | 19                           | —                  | 6               | —               | 8               | 5               | 69                            | —                  | 46             | 13                   | 8            | 2               |
| <b>Income in 1979 below poverty level</b> .....          | <b>279</b>                   | <b>31</b>          | <b>101</b>      | <b>73</b>       | <b>45</b>       | <b>29</b>       | <b>1 205</b>                  | <b>61</b>          | <b>351</b>     | <b>329</b>           | <b>280</b>   | <b>184</b>      |
| Percent below poverty level.....                         | 5.3                          | 2.3                | 10.3            | 5.9             | 3.8             | 5.8             | 28.4                          | 12.5               | 29.7           | 28.9                 | 32.7         | 31.9            |
| <b>HOUSEHOLD INCOME IN 1979</b>                          |                              |                    |                 |                 |                 |                 |                               |                    |                |                      |              |                 |
| Less than \$5,000.....                                   | 247                          | 15                 | 114             | 52              | 35              | 31              | 1 026                         | 42                 | 279            | 270                  | 223          | 212             |
| \$5,000 to \$9,999.....                                  | 424                          | 65                 | 62              | 90              | 112             | 95              | 1 043                         | 93                 | 359            | 265                  | 222          | 104             |
| \$10,000 to \$12,499.....                                | 332                          | 72                 | 53              | 75              | 100             | 32              | 483                           | 76                 | 114            | 156                  | 86           | 51              |
| \$12,500 to \$14,999.....                                | 225                          | 40                 | 55              | 54              | 40              | 36              | 284                           | 53                 | 72             | 76                   | 67           | 16              |
| \$15,000 to \$19,999.....                                | 691                          | 155                | 109             | 162             | 180             | 85              | 587                           | 98                 | 140            | 152                  | 83           | 114             |
| \$20,000 to \$24,999.....                                | 907                          | 222                | 153             | 195             | 258             | 79              | 397                           | 81                 | 63             | 120                  | 88           | 45              |
| \$25,000 to \$34,999.....                                | 1 245                        | 419                | 231             | 269             | 227             | 99              | 279                           | 30                 | 94             | 76                   | 62           | 17              |
| \$35,000 to \$49,999.....                                | 801                          | 281                | 144             | 225             | 128             | 23              | 84                            | 10                 | 38             | 11                   | 15           | 10              |
| \$50,000 or more.....                                    | 350                          | 76                 | 57              | 106             | 92              | 19              | 56                            | 6                  | 21             | 13                   | 9            | 7               |
| <b>Median</b> .....                                      | <b>\$23 764</b>              | <b>\$27 250</b>    | <b>\$23 219</b> | <b>\$24 507</b> | <b>\$22 254</b> | <b>\$18 634</b> | <b>\$10 261</b>               | <b>\$14 080</b>    | <b>\$9 063</b> | <b>\$10 553&lt;/</b> |              |                 |

**Table A — 54. Units in Structure for Owner- and Renter-Occupied Housing Units With an Asian or Pacific Islander Householder: 1980**

[Data are estimates based on a sample, see Introduction. For meaning of symbols, see Introduction. For definitions of terms, see appendixes A and B]

| The State  | Owner-occupied housing units |                              |                 |                              | Renter-occupied housing units |                              |         |               |              |                |                  |                              |
|--|------------------------------|------------------------------|-----------------|------------------------------|-------------------------------|------------------------------|---------|---------------|--------------|----------------|------------------|------------------------------|
|  | Total                        | 1 unit, detached or attached | 2 or more units | Mobile home or trailer, etc. | Total                         | 1 unit, detached or attached | 2 units | 3 and 4 units | 5 to 9 units | 10 to 49 units | 50 or more units | Mobile home or trailer, etc. |
| <b>Occupied housing units</b> .....                      | 5 222                        | 4 671                        | 413             | 138                          | 4 239                         | 952                          | 168     | 384           | 373          | 1 621          | 705              | 36                           |
| Condominium housing units.....                           | 268                          | 77                           | 191             | —                            | 148                           | 26                           | —       | 25            | 24           | 64             | 9                | —                            |
| <b>HOUSEHOLD TYPE AND AGE OF HOUSEHOLDER</b>             |                              |                              |                 |                              |                               |                              |         |               |              |                |                  |                              |
| <b>Married-couple families</b> .....                     | 3 804                        | 3 545                        | 177             | 82                           | 1 707                         | 505                          | 87      | 145           | 152          | 547            | 249              | 22                           |
| 15 to 24 years.....                                      | 75                           | 65                           | —               | 10                           | 205                           | 42                           | —       | 16            | 19           | 73             | 47               | 8                            |
| 25 to 34 years.....                                      | 983                          | 928                          | 30              | 25                           | 792                           | 236                          | 27      | 97            | 59           | 264            | 101              | 8                            |
| 35 to 44 years.....                                      | 932                          | 878                          | 31              | 23                           | 364                           | 100                          | 15      | 27            | 62           | 139            | 15               | 6                            |
| 45 to 64 years.....                                      | 1 579                        | 1 473                        | 88              | 18                           | 284                           | 120                          | 28      | 5             | 12           | 55             | 64               | —                            |
| 65 years and over.....                                   | 235                          | 201                          | 28              | 6                            | 62                            | 7                            | —       | —             | —            | 16             | 22               | —                            |
| <b>Male householder, no wife present</b> .....           | 537                          | 427                          | 90              | 20                           | 1 327                         | 183                          | 21      | 98            | 107          | 681            | 230              | 7                            |
| 15 to 24 years.....                                      | 53                           | 30                           | 17              | 6                            | 420                           | 48                           | 15      | 10            | 38           | 213            | 91               | 5                            |
| 25 to 34 years.....                                      | 209                          | 166                          | 37              | 6                            | 511                           | 53                           | 6       | 37            | 30           | 320            | 63               | 2                            |
| 35 to 44 years.....                                      | 86                           | 50                           | 28              | 8                            | 161                           | 26                           | —       | 27            | 6            | 79             | 23               | —                            |
| 45 to 64 years.....                                      | 162                          | 154                          | 8               | —                            | 181                           | 37                           | —       | 16            | 27           | 48             | 53               | —                            |
| 65 years and over.....                                   | 27                           | 27                           | —               | —                            | 54                            | 19                           | —       | 8             | 6            | 21             | —                | —                            |
| <b>Female householder, no husband present</b> .....      | 881                          | 699                          | 146             | 36                           | 1 205                         | 264                          | 60      | 141           | 114          | 393            | 226              | 7                            |
| 15 to 24 years.....                                      | 25                           | 6                            | 19              | —                            | 202                           | 40                           | 20      | 13            | 17           | 86             | 23               | 3                            |
| 25 to 34 years.....                                      | 249                          | 178                          | 61              | 10                           | 433                           | 107                          | 11      | 45            | 32           | 193            | 45               | —                            |
| 35 to 44 years.....                                      | 133                          | 133                          | —               | —                            | 166                           | 45                           | 6       | 41            | 24           | 32             | 18               | —                            |
| 45 to 64 years.....                                      | 338                          | 300                          | 30              | 8                            | 186                           | 57                           | 19      | 30            | 30           | 34             | 12               | 4                            |
| 65 years and over.....                                   | 136                          | 82                           | 36              | 18                           | 218                           | 15                           | 4       | 12            | 11           | 48             | 128              | —                            |
| <b>Median age</b> .....                                  | 43.8                         | 44.1                         | 39.6            | 37.6                         | 32.2                          | 33.7                         | 40.0    | 33.2          | 34.4         | 30.2           | 33.9             | 28.3                         |
| <b>YEAR HOUSEHOLDER MOVED INTO UNIT</b>                  |                              |                              |                 |                              |                               |                              |         |               |              |                |                  |                              |
| 1979 to March 1980.....                                  | 1 438                        | 1 212                        | 163             | 63                           | 2 843                         | 557                          | 114     | 222           | 270          | 1 181          | 468              | 31                           |
| 1975 to 1978.....  | 1 681                        | 1 535                        | 117             | 29                           | 998                           | 264                          | 37      | 112           | 70           | 341            | 169              | 5                            |
| 1970 to 1974.....  | 776                          | 688                          | 51              | 37                           | 225                           | 60                           | 10      | 38            | 10           | 51             | 56               | —                            |
| 1960 to 1969.....  | 858                          | 817                          | 32              | 9                            | 111                           | 36                           | —       | 12            | 12           | 39             | 12               | —                            |
| 1959 or earlier.....                                     | 469                          | 419                          | 50              | —                            | 62                            | 35                           | 7       | —             | 11           | 9              | —                | —                            |
| <b>ROOMS</b>   |                              |                              |                 |                              |                               |                              |         |               |              |                |                  |                              |
| 1 room.....  | 11                           | 5                            | 3               | 3                            | 430                           | 22                           | 4       | 22            | 29           | 226            | 127              | —                            |
| 2 rooms.....   | 55                           | 32                           | 14              | 9                            | 554                           | 19                           | 10      | 48            | 73           | 278            | 126              | —                            |
| 3 rooms.....   | 351                          | 263                          | 56              | 32                           | 1 115                         | 64                           | 49      | 90            | 83           | 575            | 251              | 3                            |
| 4 rooms.....   | 496                          | 374                          | 102             | 20                           | 1 177                         | 235                          | 79      | 154           | 143          | 405            | 141              | 20                           |
| 5 rooms.....   | 852                          | 692                          | 107             | 53                           | 473                           | 239                          | 7       | 42            | 45           | 95             | 34               | 11                           |
| 6 rooms.....   | 989                          | 923                          | 48              | 18                           | 199                           | 151                          | 8       | 10            | —            | 17             | 11               | 2                            |
| 7 or more rooms.....                                     | 2 468                        | 2 382                        | 83              | 3                            | 291                           | 222                          | 11      | 18            | —            | 25             | 15               | —                            |
| Median.....  | 6.4                          | 6.6                          | 4.8             | 4.6                          | 3.5                           | 5.1                          | 3.8     | 3.7           | 3.5          | 3.0            | 2.9              | 4.3                          |
| <b>PLUMBING FACILITIES BY PERSONS PER ROOM</b>           |                              |                              |                 |                              |                               |                              |         |               |              |                |                  |                              |
| <b>Complete plumbing for exclusive use</b> .....         | 5 217                        | 4 671                        | 408             | 138                          | 4 001                         | 952                          | 168     | 348           | 341          | 1 488          | 674              | 30                           |
| 0.50 or less.....  | 3 218                        | 2 856                        | 303             | 59                           | 1 824                         | 433                          | 82      | 183           | 151          | 687            | 274              | 14                           |
| 0.51 to 1.00.....  | 1 635                        | 1 462                        | 97              | 76                           | 1 457                         | 339                          | 43      | 138           | 101          | 551            | 269              | 16                           |
| 1.01 to 1.50.....  | 219                          | 211                          | 8               | —                            | 304                           | 91                           | 16      | 11            | 32           | 93             | 61               | —                            |
| 1.51 or more.....  | 145                          | 142                          | —               | 3                            | 416                           | 89                           | 27      | 16            | 57           | 157            | 70               | —                            |
| <b>Lacking complete plumbing for exclusive use</b> ..... | 5                            | —                            | 5               | —                            | 238                           | —                            | —       | 36            | 32           | 133            | 31               | 6                            |
| 0.50 or less.....  | 5                            | —                            | 5               | —                            | 71                            | —                            | —       | 11            | 20           | 29             | 11               | —                            |
| 0.51 to 1.00.....  | —                            | —                            | —               | —                            | 78                            | —                            | —       | 5             | —            | 60             | 13               | —                            |
| 1.01 to 1.50.....  | —                            | —                            | —               | —                            | 43                            | —                            | —       | —             | 12           | 24             | 7                | —                            |
| 1.51 or more.....  | —                            | —                            | —               | —                            | 46                            | —                            | —       | 20            | —            | 20             | —                | 6                            |
| <b>BEDROOMS</b>  |                              |                              |                 |                              |                               |                              |         |               |              |                |                  |                              |
| None.....  | 22                           | 16                           | 3               | 3                            | 488                           | 22                           | 4       | 29            | 45           | 256            | 132              | —                            |
| 1.....   | 288                          | 196                          | 83              | 9                            | 1 667                         | 64                           | 62      | 149           | 159          | 872            | 361              | —                            |
| 2.....   | 1 077                        | 819                          | 172             | 86                           | 1 371                         | 408                          | 83      | 155           | 147          | 393            | 162              | 23                           |
| 3.....   | 2 045                        | 1 910                        | 95              | 40                           | 511                           | 303                          | 14      | 36            | 22           | 84             | 39               | 13                           |
| 4.....   | 1 321                        | 1 275                        | 46              | —                            | 170                           | 123                          | 5       | 15            | —            | 16             | 11               | —                            |
| 5 or more.....   | 469                          | 455                          | 14              | —                            | 32                            | 32                           | —       | —             | —            | —              | —                | —                            |
| <b>HOUSEHOLD INCOME IN 1979</b>                          |                              |                              |                 |                              |                               |                              |         |               |              |                |                  |                              |
| Less than \$5,000.....                                   | 247                          | 205                          | 30              | 12                           | 1 026                         | 192                          | 39      | 107           | 95           | 369            | 218              | 6                            |
| \$5,000 to \$9,999.....                                  | 424                          | 352                          | 49              | 23                           | 1 043                         | 169                          | 72      | 77            | 100          | 395            | 216              | 14                           |
| \$10,000 to \$12,499.....                                | 332                          | 239                          | 62              | 31                           | 483                           | 101                          | 12      | 44            | 57           | 221            | 45               | 3                            |
| \$12,500 to \$14,999.....                                | 225                          | 186                          | 39              | —                            | 284                           | 67                           | 7       | 8             | 29           | 129            | 44               | —                            |
| \$15,000 to \$19,999.....                                | 691                          | 592                          | 81              | 18                           | 587                           | 112                          | 32      | 66            | 23           | 280            | 72               | 2                            |
| \$20,000 to \$24,999.....                                | 907                          | 840                          | 30              | 37                           | 397                           | 157                          | —       | 36            | 43           | 116            | 45               | —                            |
| \$25,000 to \$34,999.....                                | 1 245                        | 1 159                        | 69              | 17                           | 279                           | 90                           | —       | 34            | 26           | 86             | 43               | —                            |
| \$35,000 to \$49,999.....                                | 801                          | 759                          | 42              | —                            | 84                            | 39                           | —       | 12            | —            | 13             | 15               | 5                            |
| \$50,000 or more.....                                    | 350                          | 339                          | 11              | —                            | 56                            | 25                           | 6       | —             | —            | 12             | 7                | 6                            |
| Median.....  | \$23 764                     | \$24 497                     | \$16 743        | \$15 417                     | \$10 261                      | \$13 022                     | \$7 672 | \$10 455      | \$9 441      | \$10 526       | \$7 942          | \$9 500                      |
| Mean.....  | \$25 992                     | \$26 793                     | \$20 293        | \$15 950                     | \$12 349                      | \$15 705                     | \$9 979 | \$12 452      | \$10 575     | \$11 480       | \$10 873         | \$20 020                     |
| <b>SELECTED CHARACTERISTICS</b>                          |                              |                              |                 |                              |                               |                              |         |               |              |                |                  |                              |
| <b>Heating equipment</b> .....                           | 5 216                        | 4 665                        | 413             | 138                          | 4 229                         | 952                          | 168     | 384           | 373          | 1 611          | 705              | 36                           |
| Steam or hot water system.....                           | 512                          | 425                          | 87              | —                            | 1 339                         | 97                           | 20      | 116           | 149          | 657            | 300              | —                            |
| Central warm-air furnace or electric heat pump.....      | 4 267                        | 3 884                        | 267             | 116                          | 2 242                         | 669                          | 93      | 219           | 167          | 749            | 319              | 26                           |
| Other built-in electric units.....                       | 171                          | 135                          | 36              | —                            | 314                           | 38                           | 13      | 25            | 24           | 138            | 72               | 4                            |
| Floor, wall, or pipeless furnace.....                    | 45                           | 41                           | 4               | —                            | 119                           | 39                           | 25      | 12            | 20           | 17             | —                | 6                            |
| Other means.....   | 221                          | 180                          | 19              | 22                           | 215                           | 109                          | 17      | 12            | 13           | 50             | 14               | —                            |
| <b>Air conditioning</b> .....                            | 1 504                        | 1 197                        | 235             | 72                           | 1 824                         | 163                          | 59      | 109           | 115          | 972            | 397              | 9                            |
| Central system.....                                      | 963                          | 770                          | 135             | 58                           | 808                           | 92                           | 23      | 47            | 73           | 361            | 203              | 9                            |
| <b>Vehicles available</b> .....                          | 5 105                        | 4 583                        | 384             | 138                          | 3 339                         | 805                          | 125     | 325           | 258          | 1 292          | 498              | 36                           |
| 1.....   | 1 365                        | 1 084                        | 204             | 77                           | 2 201                         | 355                          | 80      | 216           | 183          | 989            | 359              | 19                           |
| 2 or more.....   | 3 740                        | 3 499                        | 180             | 61                           | 1 138                         | 450                          | 45      | 109           | 75           | 303            | 139              | 17                           |
| <b>House heating fuel</b> .....                          | 5 216                        | 4 665                        | 413             | 138                          | 4 229                         | 952                          | 168     | 384           | 373          | 1 611          | 705              | 36                           |
| Utility gas.....   | 4 621                        | 4 171                        | 342             | 108                          | 3 248                         | 812                          | 136     | 309           | 293          | 1 183          | 490              | 25                           |
| Bottled, tank, or LP gas.....                            | 127                          | 108                          | 2               | 17                           | 103                           | 53                           | 6       | —             | 28           | 14             | —                | 2                            |
| Electricity.....   | 423                          | 349                          | 67              | 7                            | 765                           | 71                           | 19      | 64            | 52           | 398            | 152              | 9                            |
| Fuel oil, kerosene, etc.....                             | 26                           | 26                           | —               | —                            | 44                            | 6                            | —       | 7             | —            | 16             | 15               | —                            |
| Other.....   | 19                           | 11                           | 2               | 6                            | 69                            | 10                           | 7       | 4             | —            | —              | 48               | —                            |
| <b>Water heating fuel</b> .....                          | 5 222                        | 4 671                        | 413             | 138                          | 4 224                         | 952                          | 168     | 384           | 373          | 1 613          | 698              | 36                           |
| Utility gas.....   | 4 580                        | 4 128                        | 353             | 99                           | 3 227                         | 826                          | 145     | 329           | 273          | 1 172          | 460              | 22                           |
| Bottled, tank, or LP gas.....                            | 134                          | 115                          | 2               | 17                           | 85                            | 28                           | 11      | 8             | 15           | 14             | 7                | 2                            |
| Electricity.....   | 500                          | 420                          | 58              | 22                           | 828                           | 98                           | 12      | 47            | 85           | 401            | 173              | 12                           |
| Fuel oil, kerosene, etc.....                             | 8                            | 8                            | —               | —                            | 31                            | —                            | —       | —             | —            | 16             | 15               | —                            |
| Other.....   | —                            | —                            | —               | —                            | 53                            | —                            | —       | —             | —            | 10             | 43               | —                            |
| <b>Family householder</b> .....                          | 4 410                        | 4 103                        | 213             | 94                           | 2 325                         | 734                          | 112     | 214           | 228          | 704            | 307              | 26                           |
| With own children under 18 years.....                    | 2 764                        | 2 608                        | 96              | 60                           | 1 586                         | 588                          | 68      | 141           | 166          | 448            | 158              | 17                           |
| With own children under 6 years.....                     | 1 250                        | 1 182                        | 36              | 32                           | 1 045                         | 364                          | 24      | 64            | 118          | 345            | 113              | 17                           |
| <b>Female householder, no husband present</b> .....      | 461                          | 423                          | 26              | 12                           | 435                           | 169                          | 19      | 63            | 57           | 83             | 40               | 4                            |
| With own children under 18 years.....                    | 298                          | 275                          | 13              | 10                           | 336                           | 147                          | 11      | 52            | 51           | 59             | 16               | —                            |
| With own children under 6 years.....                     | 101                          | 80                           | 11              | 10                           | 144                           | 63                           | —       | 20            | 17           | 44             | —                | —                            |
| <b>Nonfamily householder</b> .....                       | 812                          | 568                          | 200             | 44                           | 1 914                         | 218                          | 56      | 170           | 145          | 917            | 398              | 10                           |
| <b>Income in 1979 below poverty level</b> .....          | 279                          | 252                          | 24              | 3                            | 1 205                         | 264                          | 41      | 116           | 120          | 405            | 247              | 12                           |
| Percent below poverty level.....                         | 5.                           |                              |                 |                              |                               |                              |         |               |              |                |                  |                              |

Table A—55. Owner- and Renter-Occupied Housing Units With an Asian or Pacific Islander Householder by Size of Household: 1980

[Data are estimates based on a sample, see Introduction. For meaning of symbols, see Introduction. For definitions of terms, see appendixes A and B]

| The State   | Total        | 1 person     | 2 persons    | 3 persons    | 4 persons    | 5 persons  | 6 persons  | 7 persons  | 8 or more persons | Median      | Total persons |
|---|--------------|--------------|--------------|--------------|--------------|------------|------------|------------|-------------------|-------------|---------------|
| <b>Owner-occupied housing units</b> .....                                   | <b>5 222</b> | <b>654</b>   | <b>1 345</b> | <b>1 091</b> | <b>1 110</b> | <b>601</b> | <b>212</b> | <b>117</b> | <b>92</b>         | <b>3.06</b> | <b>17 144</b> |
| Nonrelatives present .....  | 270          | —            | 128          | 50           | 23           | 34         | 11         | 7          | 17                | 2.64        | 905           |
| <b>ROOMS</b>  |              |              |              |              |              |            |            |            |                   |             |               |
| 1 to 3 rooms .....  | 417          | 80           | 88           | 91           | 60           | 69         | 18         | 11         | —                 | 2.95        | 1 360         |
| 4 rooms .....   | 496          | 134          | 143          | 82           | 49           | 52         | 13         | 10         | 13                | 2.30        | 1 427         |
| 5 rooms .....   | 852          | 176          | 243          | 215          | 97           | 78         | 17         | 22         | 4                 | 2.53        | 2 424         |
| 6 rooms .....   | 989          | 134          | 304          | 197          | 189          | 102        | 32         | 5          | 26                | 2.79        | 3 078         |
| 7 rooms .....   | 868          | 54           | 253          | 220          | 187          | 81         | 30         | 23         | 20                | 3.08        | 2 953         |
| 8 or more rooms .....   | 1 600        | 76           | 314          | 286          | 528          | 219        | 102        | 46         | 29                | 3.73        | 5 902         |
| Median .....  | 6.4          | 5.1          | 6.2          | 6.3          | 7.4          | 6.5        | 7.4        | 7.0        | 6.6               | ...         | ...           |
| <b>PLUMBING FACILITIES BY PERSONS PER ROOM</b>                              |              |              |              |              |              |            |            |            |                   |             |               |
| <b>Complete plumbing for exclusive use</b> .....                            | <b>5 217</b> | <b>654</b>   | <b>1 340</b> | <b>1 091</b> | <b>1 110</b> | <b>601</b> | <b>212</b> | <b>117</b> | <b>92</b>         | <b>3.06</b> | <b>17 133</b> |
| 1.00 or less .....  | 4 853        | 654          | 1 340        | 1 085        | 1 050        | 480        | 164        | 69         | 11                | 2.90        | 14 995        |
| 1.01 to 1.50 .....  | 219          | —            | —            | 6            | 55           | 52         | 30         | 27         | 49                | 5.43        | 1 249         |
| 1.51 or more .....  | 145          | —            | —            | —            | 5            | 69         | 18         | 21         | 32                | 5.48        | 889           |
| <b>Lacking complete plumbing for exclusive use</b> .....                    | <b>5</b>     | <b>—</b>     | <b>5</b>     | <b>—</b>     | <b>—</b>     | <b>—</b>   | <b>—</b>   | <b>—</b>   | <b>—</b>          | <b>2.00</b> | <b>11</b>     |
| 1.00 or less .....  | 5            | —            | 5            | —            | —            | —          | —          | —          | —                 | 2.00        | 11            |
| 1.01 to 1.50 .....  | —            | —            | —            | —            | —            | —          | —          | —          | —                 | —           | —             |
| 1.51 or more .....  | —            | —            | —            | —            | —            | —          | —          | —          | —                 | —           | —             |
| <b>UNITS IN STRUCTURE</b>   |              |              |              |              |              |            |            |            |                   |             |               |
| 1, detached or attached .....   | 4 671        | 459          | 1 182        | 998          | 1 073        | 546        | 207        | 114        | 92                | 3.20        | 15 671        |
| 2 or more .....   | 413          | 158          | 131          | 65           | 18           | 33         | 5          | 3          | —                 | 1.87        | 1 059         |
| Mobile home or trailer, etc. ....   | 138          | 37           | 32           | 28           | 19           | 22         | —          | —          | —                 | 2.50        | 414           |
| <b>VALUE</b>  |              |              |              |              |              |            |            |            |                   |             |               |
| <b>Specified owner-occupied housing units</b> .....                         | <b>4 235</b> | <b>377</b>   | <b>1 080</b> | <b>905</b>   | <b>1 005</b> | <b>480</b> | <b>193</b> | <b>107</b> | <b>88</b>         | <b>3.23</b> | <b>14 241</b> |
| Less than \$10,000 .....  | 13           | —            | 7            | —            | —            | 5          | —          | —          | 1                 | 2.43        | 73            |
| \$10,000 to \$19,999 .....  | 28           | —            | 5            | 23           | —            | —          | —          | —          | —                 | 2.89        | 79            |
| \$20,000 to \$29,999 .....  | 49           | 22           | 9            | 7            | 6            | —          | 5          | —          | —                 | 1.78        | 113           |
| \$30,000 to \$39,999 .....  | 200          | 54           | 69           | 28           | 29           | 11         | —          | 9          | —                 | 2.17        | 495           |
| \$40,000 to \$49,999 .....  | 418          | 61           | 111          | 84           | 74           | 58         | 14         | 7          | 9                 | 2.94        | 1 326         |
| \$50,000 to \$59,999 .....  | 714          | 55           | 232          | 134          | 107          | 90         | 35         | 28         | 33                | 3.02        | 2 419         |
| \$60,000 to \$79,999 .....  | 1 516        | 108          | 386          | 296          | 379          | 185        | 79         | 51         | 32                | 3.39        | 5 171         |
| \$80,000 to \$99,999 .....  | 770          | 40           | 168          | 211          | 230          | 73         | 28         | 12         | 8                 | 3.34        | 2 556         |
| \$100,000 to \$149,999 .....  | 462          | 37           | 81           | 92           | 169          | 51         | 32         | —          | —                 | 3.62        | 1 769         |
| \$150,000 or more .....   | 65           | —            | 12           | 30           | 11           | 7          | —          | —          | 5                 | 3.18        | 240           |
| Median .....  | \$68 800     | \$59 400     | \$64 600     | \$71 900     | \$75 500     | \$67 900   | \$72 400   | \$63 000   | \$60 600          | ...         | ...           |
| <b>SELECTED CHARACTERISTICS</b>   |              |              |              |              |              |            |            |            |                   |             |               |
| <b>All income levels in 1979</b> .....                                      | <b>5 222</b> | <b>654</b>   | <b>1 345</b> | <b>1 091</b> | <b>1 110</b> | <b>601</b> | <b>212</b> | <b>117</b> | <b>92</b>         | <b>3.06</b> | <b>17 144</b> |
| Median income .....   | \$23 764     | \$12 902     | \$23 507     | \$24 401     | \$26 772     | \$25 701   | \$26 750   | \$40 581   | \$22 500          | ...         | ...           |
| Median selected monthly owner costs as percentage of household income ..... | 21.0         | 29.4         | 19.5         | 19.6         | 19.7         | 23.3       | 20.9       | 21.5       | 22.3              | ...         | ...           |
| With a mortgage .....   | 22.3         | 32.0         | 21.7         | 21.7         | 20.1         | 23.3       | 21.2       | 21.5       | 31.4              | ...         | ...           |
| Not mortgaged .....   | 10—          | 19.3         | 10—          | 10—          | 10—          | —          | 10—        | —          | 10—               | ...         | ...           |
| <b>Income in 1979 below poverty level</b> .....                             | <b>279</b>   | <b>82</b>    | <b>57</b>    | <b>58</b>    | <b>25</b>    | <b>25</b>  | <b>10</b>  | <b>11</b>  | <b>11</b>         | <b>2.51</b> | <b>...</b>    |
| Median income .....   | \$3 913      | \$3 029      | \$3 277      | \$4 000      | \$4 904      | \$5 729    | \$16 250   | \$8 750    | \$6 964           | ...         | ...           |
| Median selected monthly owner costs as percentage of household income ..... | 50+          | 50+          | 50+          | 50+          | 50+          | 50+        | —          | 50+        | 50+               | ...         | ...           |
| With a mortgage .....   | 50+          | 50+          | 50+          | 50+          | 50+          | 50+        | —          | 50+        | 50+               | ...         | ...           |
| Not mortgaged .....   | 50+          | 50+          | 45.0         | —            | —            | —          | —          | —          | 12.5              | ...         | ...           |
| <b>Renter-occupied housing units</b> .....                                  | <b>4 239</b> | <b>1 463</b> | <b>1 020</b> | <b>647</b>   | <b>491</b>   | <b>232</b> | <b>154</b> | <b>122</b> | <b>110</b>        | <b>2.14</b> | <b>11 189</b> |
| Nonrelatives present .....  | 603          | —            | 321          | 150          | 63           | 42         | 9          | 12         | 6                 | 2.44        | 1 653         |
| <b>ROOMS</b>  |              |              |              |              |              |            |            |            |                   |             |               |
| 1 room .....  | 430          | 279          | 67           | 53           | 16           | 15         | —          | —          | —                 | 1.27        | 676           |
| 2 rooms .....   | 554          | 220          | 104          | 93           | 49           | 37         | 34         | 11         | 6                 | 2.05        | 1 367         |
| 3 rooms .....   | 1 115        | 592          | 284          | 133          | 42           | 20         | 23         | 13         | 8                 | 1.44        | 2 129         |
| 4 rooms .....   | 1 177        | 248          | 339          | 164          | 204          | 98         | 43         | 42         | 39                | 2.51        | 3 624         |
| 5 rooms .....   | 473          | 82           | 138          | 95           | 94           | 12         | 27         | 13         | 12                | 2.67        | 1 467         |
| 6 rooms .....   | 199          | 14           | 28           | 51           | 47           | 13         | 6          | 23         | 17                | 3.64        | 793           |
| 7 or more rooms .....   | 291          | 28           | 60           | 58           | 39           | 37         | 21         | 20         | 28                | 3.49        | 1 133         |
| Median .....  | 3.5          | 2.9          | 3.7          | 3.8          | 4.2          | 3.9        | 4.0        | 4.4        | 4.7               | ...         | ...           |
| <b>PLUMBING FACILITIES BY PERSONS PER ROOM</b>                              |              |              |              |              |              |            |            |            |                   |             |               |
| <b>Complete plumbing for exclusive use</b> .....                            | <b>4 001</b> | <b>1 368</b> | <b>981</b>   | <b>597</b>   | <b>478</b>   | <b>205</b> | <b>146</b> | <b>122</b> | <b>104</b>        | <b>2.14</b> | <b>10 569</b> |
| 1.00 or less .....  | 3 281        | 1 368        | 920          | 480          | 384          | 62         | 27         | 20         | 20                | 1.80        | 7 012         |
| 1.01 to 1.50 .....  | 304          | —            | —            | 76           | 35           | 79         | 70         | 36         | 8                 | 5.02        | 1 403         |
| 1.51 or more .....  | 416          | —            | 61           | 41           | 59           | 64         | 49         | 66         | 76                | 5.23        | 2 154         |
| <b>Lacking complete plumbing for exclusive use</b> .....                    | <b>238</b>   | <b>95</b>    | <b>39</b>    | <b>50</b>    | <b>13</b>    | <b>27</b>  | <b>8</b>   | <b>—</b>   | <b>6</b>          | <b>2.12</b> | <b>620</b>    |
| 1.00 or less .....  | 149          | 95           | 33           | 21           | —            | —          | —          | —          | —                 | 1.28        | 217           |
| 1.01 to 1.50 .....  | 43           | —            | —            | 17           | 7            | 19         | —          | —          | —                 | 4.14        | 175           |
| 1.51 or more .....  | 46           | —            | 6            | 12           | 6            | 8          | 8          | —          | 6                 | 4.33        | 228           |
| <b>UNITS IN STRUCTURE</b>   |              |              |              |              |              |            |            |            |                   |             |               |
| 1, detached or attached .....   | 952          | 169          | 175          | 180          | 178          | 85         | 33         | 65         | 67                | 3.23        | 3 290         |
| 2 .....   | 168          | 50           | 29           | 15           | 25           | 16         | 23         | —          | 10                | 2.83        | 585           |
| 3 and 4 .....   | 384          | 125          | 108          | 72           | 41           | 8          | 14         | 7          | 9                 | 2.12        | 1 032         |
| 5 to 9 .....  | 373          | 104          | 106          | 49           | 35           | 58         | 6          | 15         | —                 | 2.28        | 1 068         |
| 10 to 49 .....  | 1 621        | 672          | 425          | 246          | 159          | 34         | 55         | 22         | 8                 | 1.83        | 3 568         |
| 50 or more .....  | 705          | 338          | 168          | 77           | 45           | 31         | 23         | 13         | 10                | 1.59        | 1 485         |
| Mobile home or trailer, etc. ....   | 36           | 5            | 9            | 8            | 8            | —          | —          | —          | 6                 | 3.00        | 161           |
| <b>GROSS RENT</b>   |              |              |              |              |              |            |            |            |                   |             |               |
| <b>Specified renter-occupied housing units</b> .....                        | <b>4 153</b> | <b>1 436</b> | <b>1 001</b> | <b>647</b>   | <b>458</b>   | <b>225</b> | <b>154</b> | <b>122</b> | <b>110</b>        | <b>2.14</b> | <b>10 974</b> |
| Less than \$100 .....   | 257          | 146          | 34           | 6            | 20           | 38         | 6          | —          | 7                 | 1.38        | 622           |
| \$100 to \$149 .....  | 266          | 155          | 41           | 24           | 6            | 18         | 7          | 9          | —                 | 1.36        | 676           |
| \$150 to \$199 .....  | 713          | 219          | 199          | 132          | 80           | 31         | 25         | 12         | 15                | 2.19        | 1 836         |
| \$200 to \$249 .....  | 1 040        | 413          | 271          | 167          | 73           | 31         | 40         | 21         | 24                | 1.89        | 2 403         |
| \$250 to \$299 .....  | 710          | 265          | 180          | 93           | 100          | 36         | 6          | 20         | 10                | 2.00        | 1 710         |
| \$300 to \$349 .....  | 400          | 96           | 117          | 68           | 50           | 16         | 32         | 8          | 13                | 2.39        | 1 211         |
| \$350 to \$399 .....  | 248          | 53           | 58           | 31           | 31           | 24         | 22         | 24         | 5                 | 2.92        | 838           |
| \$400 to \$499 .....  | 252          | 23           | 48           | 60           | 32           | 36         | 5          | 24         | 24                | 3.42        | 968           |
| \$500 or more .....   | 141          | 21           | 32           | 49           | 29           | 7          | —          | —          | 3                 | 2.86        | 408           |
| No cash rent .....  | 126          | 45           | 21           | 17           | 37           | —          | —          | 6          | —                 | 2.36        | 302           |
| Median .....  | \$238        | \$222        | \$242        | \$246        | \$267        | \$266      | \$225      | \$295      | \$250             | ...         | ...           |
| <b>SELECTED CHARACTERISTICS</b>   |              |              |              |              |              |            |            |            |                   |             |               |
| <b>All income levels in 1979</b> .....                                      | <b>4 239</b> | <b>1 463</b> | <b>1 020</b> | <b>647</b>   | <b>491</b>   | <b>232</b> | <b>154</b> | <b>122</b> | <b>110</b>        | <b>2.14</b> | <b>11 189</b> |
| Median income .....   | \$10 261     | \$7 283      | \$12 414     | \$13 628     | \$11 127     | \$11 273   | \$5 167    | \$10 750   | \$10 833          | ...         | ...           |
| Median gross rent as percentage of household income .....                   | 26.5         | 29.4         | 23.8         | 24.0         | 27.8         | 23.0       | 29.2       | 27.0       | 27.0              | ...         | ...           |
| <b>Income in 1979 below poverty level</b> .....                             | <b>1 205</b> | <b>374</b>   | <b>181</b>   | <b>121</b>   | <b>178</b>   | <b>96</b>  | <b>105</b> | <b>59</b>  | <b>91</b>         | <b>2.89</b> | <b>...</b>    |
| Median income .....   | \$2 960      | \$2500—      | \$3 393      | \$2500—      | \$3 108      | \$6 518    | \$3 520    | \$3 224    | \$9 583           | ...         | ...           |
| Median gross rent as percentage of household income .....                   | 50+          | 50+          | 50+          | 50+          | 50+          | 35.6       | 50+        | 50+        | 29.5              | ...         | ...           |



**Table A—57. Age and Sex of Householder in One-Person Households for Owner- and Renter-Occupied Housing Units With an Asian or Pacific Islander Householder: 1980**

[Data are estimates based on a sample, see Introduction. For meaning of symbols, see Introduction. For definitions of terms, see appendixes A and B.]

| The State  | Male householder |                |                |                |                |                   | Female householder |                |                |                |                |                   |             |
|--|------------------|----------------|----------------|----------------|----------------|-------------------|--------------------|----------------|----------------|----------------|----------------|-------------------|-------------|
|  | Total            | 15 to 24 years | 25 to 34 years | 35 to 44 years | 45 to 64 years | 65 years and over | Total              | 15 to 24 years | 25 to 34 years | 35 to 44 years | 45 to 64 years | 65 years and over |             |
| <b>Owner-occupied housing units</b> .....  | <b>654</b>       | <b>292</b>     | <b>30</b>      | <b>109</b>     | <b>50</b>      | <b>95</b>         | <b>8</b>           | <b>362</b>     | <b>8</b>       | <b>97</b>      | <b>31</b>      | <b>124</b>        | <b>102</b>  |
| <b>PLUMBING FACILITIES</b>   |                  |                |                |                |                |                   |                    |                |                |                |                |                   |             |
| Complete plumbing for exclusive use .....  | 654              | 292            | 30             | 109            | 50             | 95                | 8                  | 362            | 8              | 97             | 31             | 124               | 102         |
| Lacking complete plumbing for exclusive use .....  | —                | —              | —              | —              | —              | —                 | —                  | —              | —              | —              | —              | —                 | —           |
| <b>UNITS IN STRUCTURE</b>  |                  |                |                |                |                |                   |                    |                |                |                |                |                   |             |
| 1, detached or attached .....  | 459              | 223            | 24             | 85             | 19             | 87                | 8                  | 236            | —              | 49             | 31             | 95                | 61          |
| 2 or more .....  | 158              | 49             | —              | 18             | 23             | 8                 | —                  | 109            | 8              | 48             | —              | 21                | 32          |
| Mobile home or trailer, etc. ....  | 37               | 20             | 6              | 6              | 8              | —                 | —                  | 17             | —              | —              | —              | 8                 | 9           |
| <b>HOUSEHOLD INCOME IN 1979</b>  |                  |                |                |                |                |                   |                    |                |                |                |                |                   |             |
| Less than \$5,000 .....  | 136              | 34             | 6              | 14             | 6              | 8                 | —                  | 102            | —              | 15             | 6              | 38                | 43          |
| \$5,000 to \$9,999 .....   | 92               | 29             | 6              | 6              | —              | 9                 | 8                  | 63             | —              | 5              | —              | 26                | 32          |
| \$10,000 to \$12,499 .....   | 90               | 20             | —              | 12             | 8              | —                 | —                  | 70             | —              | 8              | 8              | 34                | 20          |
| \$12,500 to \$14,999 .....   | 56               | 6              | —              | 6              | —              | —                 | —                  | 50             | 8              | 27             | —              | 8                 | 7           |
| \$15,000 to \$19,999 .....   | 131              | 90             | 18             | 27             | 16             | 29                | —                  | 41             | —              | 33             | 8              | —                 | —           |
| \$20,000 to \$24,999 .....   | 73               | 43             | —              | 11             | 8              | 24                | —                  | 30             | —              | 9              | 9              | 12                | —           |
| \$25,000 to \$34,999 .....   | 38               | 38             | —              | 25             | 7              | 6                 | —                  | —              | —              | —              | —              | —                 | —           |
| \$35,000 to \$49,999 .....   | 23               | 17             | —              | —              | 5              | 12                | —                  | 6              | —              | —              | —              | 6                 | —           |
| \$50,000 or more .....   | 15               | 15             | —              | 8              | —              | 7                 | —                  | —              | —              | —              | —              | —                 | —           |
| Median .....   | \$12 902         | \$16 979       | \$15 417       | \$17 813       | \$16 719       | \$20 250          | \$6 250            | \$10 571       | \$13 750       | \$14 398       | \$15 469       | \$9 762           | \$6 538     |
| Mean .....   | \$15 026         | \$20 537       | \$11 296       | \$20 987       | \$19 070       | \$25 018          | \$5 010            | \$10 580       | \$12 530       | \$13 661       | \$14 212       | \$10 249          | \$6 798     |
| <b>MORTGAGE STATUS AND SELECTED MONTHLY OWNER COSTS</b>                                    |                  |                |                |                |                |                   |                    |                |                |                |                |                   |             |
| <b>Specified owner-occupied housing units</b> .....  | <b>377</b>       | <b>184</b>     | <b>24</b>      | <b>71</b>      | <b>19</b>      | <b>62</b>         | <b>8</b>           | <b>193</b>     | <b>—</b>       | <b>19</b>      | <b>31</b>      | <b>82</b>         | <b>61</b>   |
| <b>With a mortgage</b> .....   | <b>286</b>       | <b>153</b>     | <b>24</b>      | <b>65</b>      | <b>19</b>      | <b>45</b>         | <b>—</b>           | <b>133</b>     | <b>—</b>       | <b>19</b>      | <b>31</b>      | <b>69</b>         | <b>14</b>   |
| Less than \$200 .....  | 21               | —              | —              | —              | —              | —                 | —                  | 21             | —              | —              | —              | 21                | —           |
| \$200 to \$249 .....   | 37               | 19             | —              | 6              | —              | 13                | —                  | 18             | —              | 7              | —              | 11                | —           |
| \$250 to \$299 .....   | 30               | 7              | —              | —              | —              | 7                 | —                  | 23             | —              | —              | 9              | 14                | —           |
| \$300 to \$349 .....   | 29               | 7              | —              | 7              | —              | —                 | —                  | 22             | —              | —              | 8              | 7                 | 7           |
| \$350 to \$399 .....   | 35               | 17             | 5              | —              | 7              | 5                 | —                  | 18             | —              | 5              | 8              | 5                 | —           |
| \$400 to \$499 .....   | 48               | 26             | —              | 18             | —              | 8                 | —                  | 22             | —              | 5              | 6              | 11                | —           |
| \$500 to \$599 .....   | 27               | 18             | —              | 13             | —              | 5                 | —                  | 9              | —              | 2              | —              | —                 | 7           |
| \$600 to \$749 .....   | 39               | 39             | 19             | 13             | —              | 7                 | —                  | —              | —              | —              | —              | —                 | —           |
| \$750 or more .....  | 20               | 20             | —              | 8              | —              | —                 | —                  | —              | —              | —              | —              | —                 | —           |
| Median .....   | \$387            | \$503          | \$655          | \$512          | \$750+         | \$375             | —                  | \$310          | —              | \$375          | \$341          | \$259             | \$425       |
| <b>Not mortgaged</b> .....   | <b>91</b>        | <b>31</b>      | <b>—</b>       | <b>6</b>       | <b>—</b>       | <b>17</b>         | <b>8</b>           | <b>60</b>      | <b>—</b>       | <b>—</b>       | <b>—</b>       | <b>13</b>         | <b>47</b>   |
| Less than \$50 .....   | —                | —              | —              | —              | —              | —                 | —                  | —              | —              | —              | —              | —                 | —           |
| \$50 to \$74 .....   | 9                | 7              | —              | —              | —              | 7                 | —                  | 2              | —              | —              | —              | —                 | 2           |
| \$75 to \$99 .....   | 37               | 14             | —              | —              | —              | 6                 | 8                  | 23             | —              | —              | —              | 7                 | 16          |
| \$100 to \$124 .....   | 17               | 6              | —              | 6              | —              | —                 | —                  | 11             | —              | —              | —              | —                 | 11          |
| \$125 to \$149 .....   | 15               | 4              | —              | —              | —              | 4                 | —                  | 11             | —              | —              | —              | 6                 | 5           |
| \$150 to \$199 .....   | 13               | —              | —              | —              | —              | —                 | —                  | 13             | —              | —              | —              | —                 | 13          |
| \$200 to \$249 .....   | —                | —              | —              | —              | —              | —                 | —                  | —              | —              | —              | —              | —                 | —           |
| \$250 or more .....  | —                | —              | —              | —              | —              | —                 | —                  | —              | —              | —              | —              | —                 | —           |
| Median .....   | \$125            | \$115          | —              | \$138          | —              | \$106             | \$113              | \$136          | —              | —              | —              | \$123             | \$138       |
| <b>SELECTED CHARACTERISTICS</b>  |                  |                |                |                |                |                   |                    |                |                |                |                |                   |             |
| <b>Median selected monthly owner costs as percentage of household income in 1979</b> ..... | <b>29.4</b>      | <b>27.4</b>    | <b>50+</b>     | <b>27.4</b>    | <b>29.0</b>    | <b>15.0</b>       | <b>27.5</b>        | <b>35.6</b>    | <b>—</b>       | <b>37.5</b>    | <b>29.1</b>    | <b>46.0</b>       | <b>32.5</b> |
| With a mortgage .....  | 32.0             | 29.0           | 50+            | 28.1           | 29.0           | 16.8              | —                  | 39.0           | —              | 37.5           | 29.1           | 50+               | 40.0        |
| Not mortgaged .....  | 19.3             | 14.2           | —              | 12.5           | —              | 11.9              | 27.5               | 27.5           | —              | —              | —              | 17.5              | 32.5        |
| <b>Income in 1979 below poverty level</b> .....  | <b>82</b>        | <b>20</b>      | <b>6</b>       | <b>6</b>       | <b>—</b>       | <b>8</b>          | <b>—</b>           | <b>62</b>      | <b>—</b>       | <b>—</b>       | <b>—</b>       | <b>38</b>         | <b>24</b>   |
| Percent below poverty level .....  | 12.5             | 6.8            | 20.0           | 5.5            | —              | 8.4               | —                  | 17.1           | —              | —              | —              | 30.6              | 23.5        |
| <b>Renter-occupied housing units</b> .....   | <b>1 463</b>     | <b>822</b>     | <b>227</b>     | <b>314</b>     | <b>107</b>     | <b>127</b>        | <b>47</b>          | <b>641</b>     | <b>94</b>      | <b>216</b>     | <b>45</b>      | <b>90</b>         | <b>196</b>  |
| <b>PLUMBING FACILITIES</b>   |                  |                |                |                |                |                   |                    |                |                |                |                |                   |             |
| Complete plumbing for exclusive use .....  | 1 368            | 765            | 208            | 294            | 99             | 117               | 47                 | 603            | 94             | 216            | 27             | 90                | 176         |
| Lacking complete plumbing for exclusive use .....  | 95               | 57             | 19             | 20             | 8              | 10                | —                  | 38             | —              | —              | 18             | —                 | 20          |
| <b>UNITS IN STRUCTURE</b>  |                  |                |                |                |                |                   |                    |                |                |                |                |                   |             |
| 1, detached or attached .....  | 169              | 96             | 30             | 24             | 14             | 9                 | 19                 | 73             | 18             | 19             | —              | 21                | 15          |
| 2 .....  | 50               | 15             | 9              | 6              | —              | —                 | —                  | 35             | 6              | 11             | —              | 14                | 4           |
| 3 and 4 .....  | 125              | 68             | 10             | 13             | 27             | 10                | 8                  | 57             | —              | 25             | 7              | 13                | 12          |
| 5 to 9 .....   | 104              | 64             | 8              | 30             | —              | 20                | 6                  | 40             | —              | 7              | 10             | 12                | 11          |
| 10 to 49 .....   | 672              | 410            | 111            | 191            | 52             | 42                | 14                 | 262            | 50             | 126            | 22             | 25                | 39          |
| 50 or more .....   | 338              | 167            | 59             | 48             | 14             | 46                | —                  | 171            | 17             | 28             | 6              | 5                 | 115         |
| Mobile home or trailer, etc. ....  | 5                | 2              | —              | 2              | —              | —                 | —                  | 3              | 3              | —              | —              | —                 | —           |
| <b>HOUSEHOLD INCOME IN 1979</b>  |                  |                |                |                |                |                   |                    |                |                |                |                |                   |             |
| Less than \$5,000 .....  | 484              | 221            | 105            | 35             | 21             | 24                | 36                 | 263            | 28             | 38             | 18             | 31                | 148         |
| \$5,000 to \$9,999 .....   | 437              | 245            | 81             | 100            | 37             | 16                | 11                 | 192            | 60             | 64             | 7              | 32                | 29          |
| \$10,000 to \$12,499 .....   | 127              | 73             | 12             | 37             | 6              | 18                | —                  | 54             | —              | 33             | 6              | 15                | —           |
| \$12,500 to \$14,999 .....   | 97               | 62             | 11             | 42             | 2              | 7                 | —                  | 35             | 6              | 29             | —              | —                 | —           |
| \$15,000 to \$19,999 .....   | 158              | 107            | 5              | 67             | 16             | 19                | —                  | 51             | —              | 39             | 7              | —                 | 5           |
| \$20,000 to \$24,999 .....   | 89               | 64             | 7              | 21             | 6              | 30                | —                  | 25             | —              | 8              | 7              | 5                 | 5           |
| \$25,000 to \$34,999 .....   | 57               | 41             | 6              | 10             | 19             | 6                 | —                  | 16             | —              | —              | —              | 7                 | 9           |
| \$35,000 to \$49,999 .....   | 2                | 2              | —              | 2              | —              | —                 | —                  | —              | —              | —              | —              | —                 | —           |
| \$50,000 or more .....   | 12               | 7              | —              | —              | —              | 7                 | —                  | 5              | —              | 5              | —              | —                 | —           |
| Median .....   | \$7 283          | \$8 522        | \$5 366        | \$11 486       | \$9 063        | \$14 464          | \$4 132            | \$6 208        | \$6 827        | \$10 455       | \$6 607        | \$6 750           | \$3 950     |
| Mean .....   | \$9 476          | \$10 477       | \$5 894        | \$11 679       | \$11 914       | \$16 552          | \$4 896            | \$8 192        | \$5 933        | \$11 237       | \$9 609        | \$8 516           | \$5 446     |
| <b>GROSS RENT</b>  |                  |                |                |                |                |                   |                    |                |                |                |                |                   |             |
| <b>Specified renter-occupied housing units</b> .....                                       | <b>1 436</b>     | <b>808</b>     | <b>227</b>     | <b>314</b>     | <b>107</b>     | <b>123</b>        | <b>37</b>          | <b>628</b>     | <b>94</b>      | <b>207</b>     | <b>45</b>      | <b>90</b>         | <b>192</b>  |
| Less than \$100 .....  | 146              | 73             | 26             | 14             | 8              | 19                | 6                  | 73             | —              | —              | —              | 14                | 59          |
| \$100 to \$149 .....   | 155              | 54             | 2              | 16             | 5              | 23                | 8                  | 101            | 3              | 14             | 8              | 8                 | 68          |
| \$150 to \$199 .....   | 219              | 116            | 24             | 40             | 23             | 25                | 4                  | 103            | 24             | 49             | —              | 16                | 14          |
| \$200 to \$249 .....   | 413              | 249            | 56             | 123            | 25             | 37                | 8                  | 164            | 44             | 58             | 13             | 25                | 24          |
| \$250 to \$299 .....   | 265              | 159            | 74             | 59             | 20             | —                 | 6                  | 106            | 17             | 49             | 17             | 16                | 7           |
| \$300 to \$349 .....   | 96               | 75             | 19             | 32             | 5              | 19                | —                  | 21             | —              | 15             | —              | —                 | 6           |
| \$350 to \$399 .....   | 53               | 26             | 8              | 13             | 5              | —                 | —                  | 27             | —              | 14             | —              | 6                 | 7           |
| \$400 to \$499 .....   | 23               | 16             | 9              | 7              | —              | —                 | —                  | 7              | —              | —              | 7              | —                 | —           |
| \$500 or more .....  | 21               | 8              | —              | 6              | 2              | —                 | —                  | 13             | —              | 8              | —              | 5                 | —           |
| No cash rent .....   | 45               | 32             | 9              | 4              | 14             | —                 | 5                  | 13             | 6              | —              | —              | —                 | 7           |
| Median .....   | \$222            | \$228          | \$251          | \$230          | \$234          | \$187             | \$175              | \$211          | \$228          | \$239          | \$252          | \$209             | \$132       |
| <b>SELECTED CHARACTERISTICS</b>  |                  |                |                |                |                |                   |                    |                |                |                |                |                   |             |
| <b>Median gross rent as percentage of household income in 1979</b> .....                   | <b>29.4</b>      | <b>27.5</b>    | <b>48.2</b>    | <b>24.5</b>    | <b>27.5</b>    | <b>17.2</b>       | <b>45.0</b>        | <b>32.3</b>    | <b>37.7</b>    | <b>27.6</b>    | <b>36.6</b>    | <b>28.9</b>       | <b>41.5</b> |
| <b>Income in 1979 below poverty level</b> .....  | <b>374</b>       | <b>158</b>     | <b>94</b>      | <b>35</b>      | <b>8</b>       | <b>15</b>         | <b>6</b>           | <b>216</b>     | <b>28</b>      | <b>31</b>      | <b>10</b>      | <b>31</b>         | <b>116</b>  |
| Percent below poverty level .....  | 25.6             | 19.2           | 41.4           | 11.1           | 7.5            | 11.8              | 12.8               | 33.7           | 29.8           | 14.4           | 22.2           | 34.4              | 59.2        |



Table A—58. Value of Owner-Occupied Housing Units With a Spanish Origin Householder: 1980

[Data are estimates based on a sample, see Introduction. For meaning of symbols, see Introduction. For definitions of terms, see appendixes A and B.]

| The State   | Total           | Less than \$10,000 | \$10,000 to \$19,999 | \$20,000 to \$29,999 | \$30,000 to \$39,999 | \$40,000 to \$49,999 | \$50,000 to \$59,999 | \$60,000 to \$79,999 | \$80,000 to \$99,999 | \$100,000 to \$149,999 | \$150,000 or more | Median (dollars) | Mean (dollars) |
|---|-----------------|--------------------|----------------------|----------------------|----------------------|----------------------|----------------------|----------------------|----------------------|------------------------|-------------------|------------------|----------------|
| <b>Specified owner-occupied housing units</b> .....   | <b>44 077</b>   | <b>1 576</b>       | <b>3 301</b>         | <b>5 400</b>         | <b>6 075</b>         | <b>7 562</b>         | <b>6 595</b>         | <b>9 851</b>         | <b>2 461</b>         | <b>1 046</b>           | <b>210</b>        | <b>47 600</b>    | <b>49 200</b>  |
| <b>HOUSEHOLD TYPE AND AGE OF HOUSEHOLDER</b>  |                 |                    |                      |                      |                      |                      |                      |                      |                      |                        |                   |                  |                |
| <b>Married-couple families</b> .....  | <b>34 506</b>   | <b>788</b>         | <b>2 102</b>         | <b>3 969</b>         | <b>4 668</b>         | <b>5 903</b>         | <b>5 402</b>         | <b>8 368</b>         | <b>2 189</b>         | <b>929</b>             | <b>188</b>        | <b>49 700</b>    | <b>51 500</b>  |
| 15 to 24 years .....  | 1 220           | 31                 | 37                   | 140                  | 241                  | 251                  | 304                  | 198                  | 11                   | 7                      | —                 | 46 800           | 46 000         |
| 25 to 34 years .....  | 9 765           | 80                 | 319                  | 742                  | 1 258                | 1 748                | 1 800                | 2 947                | 652                  | 180                    | 39                | 53 800           | 54 700         |
| 35 to 44 years .....  | 8 929           | 56                 | 394                  | 687                  | 867                  | 1 300                | 1 429                | 2 791                | 917                  | 406                    | 82                | 57 900           | 59 300         |
| 45 to 64 years .....  | 11 361          | 380                | 790                  | 1 654                | 1 737                | 2 087                | 1 631                | 2 193                | 550                  | 286                    | 53                | 45 500           | 47 800         |
| 65 years and over .....   | 3 231           | 241                | 562                  | 746                  | 565                  | 517                  | 238                  | 239                  | 59                   | 50                     | 14                | 31 100           | 35 600         |
| <b>Male householder, no wife present</b> .....  | <b>3 233</b>    | <b>238</b>         | <b>392</b>           | <b>508</b>           | <b>411</b>           | <b>479</b>           | <b>449</b>           | <b>592</b>           | <b>98</b>            | <b>54</b>              | <b>12</b>         | <b>41 500</b>    | <b>43 000</b>  |
| 15 to 24 years .....  | 206             | 2                  | —                    | 20                   | 49                   | 33                   | 63                   | 37                   | —                    | —                      | —                 | 49 300           | 46 900         |
| 25 to 34 years .....  | 1 035           | 25                 | 70                   | 137                  | 134                  | 152                  | 167                  | 265                  | 42                   | 39                     | 4                 | 50 000           | 51 000         |
| 35 to 44 years .....  | 606             | 18                 | 56                   | 69                   | 82                   | 114                  | 89                   | 132                  | 35                   | 3                      | 8                 | 45 900           | 48 900         |
| 45 to 64 years .....  | 792             | 66                 | 89                   | 155                  | 84                   | 123                  | 94                   | 148                  | 21                   | 12                     | —                 | 40 200           | 41 400         |
| 65 years and over .....   | 594             | 127                | 175                  | 127                  | 62                   | 57                   | 36                   | 10                   | —                    | —                      | —                 | 19 800           | 23 600         |
| <b>Female householder, no husband present</b> .....   | <b>6 338</b>    | <b>550</b>         | <b>807</b>           | <b>923</b>           | <b>996</b>           | <b>1 180</b>         | <b>744</b>           | <b>891</b>           | <b>174</b>           | <b>63</b>              | <b>10</b>         | <b>39 100</b>    | <b>40 000</b>  |
| 15 to 24 years .....  | 172             | 13                 | 17                   | 26                   | 29                   | 36                   | 51                   | —                    | —                    | —                      | —                 | 40 300           | 38 200         |
| 25 to 34 years .....  | 1 021           | 11                 | 56                   | 104                  | 187                  | 231                  | 162                  | 192                  | 55                   | 23                     | —                 | 46 200           | 49 300         |
| 35 to 44 years .....  | 1 109           | 13                 | 38                   | 96                   | 136                  | 225                  | 227                  | 299                  | 51                   | 20                     | 4                 | 51 900           | 52 900         |
| 45 to 64 years .....  | 2 525           | 208                | 359                  | 395                  | 458                  | 520                  | 231                  | 289                  | 56                   | 3                      | 6                 | 36 800           | 37 500         |
| 65 years and over .....   | 1 511           | 305                | 337                  | 302                  | 186                  | 168                  | 73                   | 111                  | 12                   | 17                     | —                 | 22 700           | 28 700         |
| <b>Median age</b> .....   | <b>42.9</b>     | <b>61.8</b>        | <b>55.1</b>          | <b>51.2</b>          | <b>45.5</b>          | <b>43.1</b>          | <b>39.3</b>          | <b>38.4</b>          | <b>38.9</b>          | <b>40.7</b>            | <b>41.9</b>       | ...              | ...            |
| <b>YEAR HOUSEHOLDER MOVED INTO UNIT</b>   |                 |                    |                      |                      |                      |                      |                      |                      |                      |                        |                   |                  |                |
| 1979 to March 1980 .....  | 6 789           | 88                 | 201                  | 509                  | 728                  | 1 041                | 1 227                | 2 116                | 516                  | 300                    | 63                | 56 800           | 58 200         |
| 1975 to 1978 .....  | 13 231          | 166                | 502                  | 1 053                | 1 817                | 2 019                | 2 349                | 3 731                | 1 068                | 428                    | 98                | 54 300           | 56 100         |
| 1970 to 1974 .....  | 8 382           | 236                | 525                  | 909                  | 1 168                | 1 737                | 1 230                | 1 873                | 484                  | 193                    | 27                | 47 900           | 50 000         |
| 1960 to 1969 .....  | 8 392           | 319                | 792                  | 1 417                | 1 158                | 1 635                | 1 218                | 1 487                | 270                  | 92                     | 4                 | 43 100           | 43 600         |
| 1959 or earlier .....   | 7 283           | 767                | 1 281                | 1 512                | 1 204                | 1 130                | 571                  | 644                  | 123                  | 33                     | 18                | 30 700           | 34 100         |
| <b>ROOMS</b>  |                 |                    |                      |                      |                      |                      |                      |                      |                      |                        |                   |                  |                |
| 1 to 3 rooms .....  | 1 693           | 321                | 359                  | 280                  | 232                  | 185                  | 121                  | 165                  | 17                   | 13                     | —                 | 25 000           | 30 500         |
| 4 rooms .....   | 5 706           | 591                | 1 043                | 1 161                | 951                  | 981                  | 479                  | 403                  | 49                   | 37                     | 11                | 30 600           | 33 400         |
| 5 rooms .....   | 10 493          | 408                | 1 088                | 1 893                | 2 201                | 2 224                | 1 408                | 1 123                | 96                   | 40                     | 12                | 38 500           | 39 300         |
| 6 rooms .....   | 8 739           | 191                | 546                  | 1 229                | 1 365                | 1 729                | 1 535                | 1 773                | 296                  | 72                     | 3                 | 46 400           | 46 400         |
| 7 rooms .....   | 7 540           | 50                 | 172                  | 510                  | 729                  | 1 360                | 1 474                | 2 482                | 608                  | 140                    | 15                | 56 100           | 56 500         |
| 8 or more rooms .....   | 9 906           | 15                 | 93                   | 327                  | 597                  | 1 083                | 1 578                | 3 905                | 1 395                | 744                    | 169               | 65 700           | 69 000         |
| <b>Median</b> .....   | <b>6.0</b>      | <b>4.3</b>         | <b>4.7</b>           | <b>5.2</b>           | <b>5.3</b>           | <b>5.7</b>           | <b>6.3</b>           | <b>7.1</b>           | <b>7.7</b>           | <b>8.2</b>             | <b>8.5+</b>       | ...              | ...            |
| <b>BEDROOMS</b>   |                 |                    |                      |                      |                      |                      |                      |                      |                      |                        |                   |                  |                |
| None .....  | 62              | 20                 | 4                    | 8                    | 18                   | 6                    | 6                    | —                    | —                    | —                      | —                 | 24 700           | 25 000         |
| 1 .....   | 1 659           | 323                | 383                  | 305                  | 285                  | 158                  | 79                   | 107                  | 6                    | 13                     | —                 | 23 100           | 28 100         |
| 2 .....   | 10 882          | 754                | 1 633                | 2 170                | 1 928                | 1 931                | 1 181                | 1 088                | 125                  | 51                     | 21                | 34 600           | 36 600         |
| 3 .....   | 18 801          | 402                | 991                  | 2 307                | 2 842                | 3 540                | 3 174                | 4 185                | 1 027                | 316                    | 17                | 48 200           | 49 300         |
| 4 .....   | 9 969           | 57                 | 258                  | 470                  | 739                  | 1 613                | 1 681                | 3 504                | 1 050                | 500                    | 97                | 60 700           | 62 100         |
| 5 or more .....   | 2 704           | 20                 | 32                   | 140                  | 263                  | 314                  | 474                  | 967                  | 253                  | 166                    | 75                | 62 500           | 66 000         |
| <b>YEAR STRUCTURE BUILT</b>   |                 |                    |                      |                      |                      |                      |                      |                      |                      |                        |                   |                  |                |
| 1975 to March 1980 .....  | 6 210           | 28                 | 52                   | 139                  | 428                  | 797                  | 877                  | 2 383                | 889                  | 491                    | 126               | 65 500           | 69 500         |
| 1970 to 1974 .....  | 5 324           | 48                 | 96                   | 211                  | 566                  | 910                  | 1 046                | 1 614                | 571                  | 230                    | 32                | 57 700           | 60 200         |
| 1960 to 1969 .....  | 6 823           | 83                 | 168                  | 372                  | 707                  | 1 246                | 1 321                | 2 214                | 525                  | 173                    | 14                | 56 200           | 56 900         |
| 1950 to 1959 .....  | 9 679           | 192                | 591                  | 1 176                | 1 531                | 1 878                | 1 839                | 2 172                | 237                  | 59                     | 4                 | 47 300           | 47 000         |
| 1940 to 1949 .....  | 4 205           | 254                | 604                  | 840                  | 797                  | 704                  | 538                  | 428                  | 28                   | 8                      | 4                 | 35 300           | 36 500         |
| 1939 or earlier .....   | 11 836          | 971                | 1 790                | 2 662                | 2 046                | 2 027                | 974                  | 1 040                | 211                  | 85                     | 30                | 32 200           | 35 600         |
| <b>HOUSEHOLD INCOME IN 1979</b>   |                 |                    |                      |                      |                      |                      |                      |                      |                      |                        |                   |                  |                |
| Less than \$5,000 .....   | 3 949           | 602                | 721                  | 806                  | 605                  | 558                  | 277                  | 247                  | 111                  | 14                     | 8                 | 27 100           | 32 000         |
| \$5,000 to \$9,999 .....  | 5 478           | 505                | 965                  | 1 248                | 984                  | 923                  | 463                  | 317                  | 63                   | 10                     | —                 | 30 200           | 32 500         |
| \$10,000 to \$12,499 .....  | 3 155           | 183                | 384                  | 474                  | 662                  | 632                  | 337                  | 397                  | 52                   | 32                     | 2                 | 38 200           | 39 400         |
| \$12,500 to \$14,999 .....  | 3 110           | 117                | 321                  | 524                  | 580                  | 661                  | 469                  | 337                  | 74                   | 24                     | 3                 | 40 200           | 41 000         |
| \$15,000 to \$19,999 .....  | 7 573           | 112                | 460                  | 924                  | 1 249                | 1 617                | 1 300                | 1 630                | 237                  | 30                     | 14                | 46 900           | 47 100         |
| \$20,000 to \$24,999 .....  | 7 312           | 28                 | 198                  | 650                  | 886                  | 1 380                | 1 378                | 2 292                | 377                  | 103                    | 20                | 53 600           | 54 100         |
| \$25,000 to \$34,999 .....  | 8 815           | 25                 | 170                  | 563                  | 884                  | 1 377                | 1 601                | 3 080                | 781                  | 285                    | 49                | 58 700           | 59 200         |
| \$35,000 to \$49,999 .....  | 3 801           | 2                  | 57                   | 187                  | 214                  | 355                  | 631                  | 1 333                | 639                  | 352                    | 31                | 66 300           | 68 700         |
| \$50,000 or more .....  | 884             | 2                  | 25                   | 24                   | 11                   | 59                   | 139                  | 218                  | 127                  | 196                    | 83                | 76 000           | 89 400         |
| <b>Median</b> .....   | <b>\$19 205</b> | <b>\$6 500</b>     | <b>\$9 790</b>       | <b>\$13 321</b>      | <b>\$15 769</b>      | <b>\$18 227</b>      | <b>\$21 440</b>      | <b>\$24 337</b>      | <b>\$28 885</b>      | <b>\$35 760</b>        | <b>\$38 323</b>   | ...              | ...            |
| <b>Mean</b> .....   | <b>\$20 347</b> | <b>\$7 972</b>     | <b>\$11 852</b>      | <b>\$14 751</b>      | <b>\$16 575</b>      | <b>\$18 659</b>      | <b>\$22 596</b>      | <b>\$25 373</b>      | <b>\$29 151</b>      | <b>\$40 424</b>        | <b>\$51 094</b>   | ...              | ...            |
| <b>MORTGAGE STATUS AND SELECTED MONTHLY OWNER COSTS AS PERCENTAGE OF HOUSEHOLD INCOME IN 1979</b> |                 |                    |                      |                      |                      |                      |                      |                      |                      |                        |                   |                  |                |
| <b>With a mortgage</b> .....  | <b>32 663</b>   | <b>277</b>         | <b>1 254</b>         | <b>2 961</b>         | <b>4 128</b>         | <b>5 894</b>         | <b>5 700</b>         | <b>9 018</b>         | <b>2 291</b>         | <b>955</b>             | <b>185</b>        | <b>53 000</b>    | <b>54 800</b>  |
| Less than 15 percent .....  | 7 453           | 44                 | 308                  | 760                  | 1 054                | 1 433                | 1 358                | 1 861                | 365                  | 217                    | 53                | 50 900           | 53 200         |
| 15 to 19 percent .....  | 6 128           | 37                 | 259                  | 507                  | 730                  | 1 104                | 1 077                | 1 812                | 377                  | 204                    | 21                | 53 700           | 55 100         |
| 20 to 24 percent .....  | 5 369           | 67                 | 189                  | 366                  | 636                  | 984                  | 977                  | 1 552                | 458                  | 116                    | 24                | 54 000           | 55 800         |
| 25 to 29 percent .....  | 4 238           | 27                 | 140                  | 379                  | 482                  | 727                  | 684                  | 1 316                | 340                  | 92                     | 51                | 55 200           | 56 600         |
| 30 to 34 percent .....  | 2 687           | 6                  | 65                   | 196                  | 280                  | 397                  | 523                  | 799                  | 274                  | 141                    | 6                 | 57 400           | 59 500         |
| 35 percent or more .....  | 6 641           | 96                 | 284                  | 724                  | 921                  | 1 223                | 1 053                | 1 678                | 447                  | 185                    | 30                | 50 700           | 52 800         |
| Not computed .....  | 147             | —                  | 9                    | 29                   | 25                   | 26                   | 28                   | —                    | 30                   | —                      | —                 | 45 400           | 48 700         |
| <b>Median</b> .....   | <b>22.5</b>     | <b>24.3</b>        | <b>21.5</b>          | <b>22.7</b>          | <b>22.1</b>          | <b>22.0</b>          | <b>22.1</b>          | <b>22.7</b>          | <b>24.2</b>          | <b>22.4</b>            | <b>23.9</b>       | ...              | ...            |
| <b>Not mortgaged</b> .....  | <b>11 414</b>   | <b>1 299</b>       | <b>2 047</b>         | <b>2 439</b>         | <b>1 947</b>         | <b>1 668</b>         | <b>895</b>           | <b>833</b>           | <b>170</b>           | <b>91</b>              | <b>25</b>         | <b>29 600</b>    | <b>33 200</b>  |
| Less than 10 percent .....  | 4 429           | 276                | 657                  | 961                  | 722                  | 773                  | 399                  | 477                  | 108                  | 50                     | 6                 | 34 100           | 37 500         |
| 10 to 14 percent .....  | 2 310           | 243                | 419                  | 500                  | 425                  | 290                  | 227                  | 157                  | 24                   | 15                     | 10                | 29 800           | 33 500         |
| 15 to 19 percent .....  | 1 282           | 170                | 243                  | 268                  | 279                  | 159                  | 87                   | 44                   | 17                   | 6                      | 9                 | 28 400           | 31 300         |
| 20 to 24 percent .....  | 933             | 171                | 160                  | 198                  | 145                  | 137                  | 76                   | 32                   | —                    | 14                     | —                 | 25 200           | 29 900         |
| 25 to 29 percent .....  | 614             | 133                | 130                  | 125                  | 94                   | 63                   | 52                   | 12                   | 5                    | —                      | —                 | 22 200           | 26 200         |
| 30 to 34 percent .....  | 507             | 71                 | 125                  | 69                   | 68                   | 123                  | 13                   | 27                   | 11                   | —                      | —                 | 27 400           | 30 300         |
| 35 percent or more .....  | 1 221           | 211                | 294                  | 294                  | 199                  | 104                  | 37                   | 71                   | 5                    | 6                      | —                 | 23 100           | 26 700         |
| Not computed .....  | 118             | 24                 | 19                   | 24                   | 15                   | 19                   | 4                    | 13                   | —                    | —                      | —                 | 25 300           | 28 600         |
| <b>Median</b> .....   | <b>12.6</b>     | <b>18.5</b>        | <b>14.3</b>          | <b>12.5</b>          | <b>12.9</b>          | <b>10.9</b>          | <b>11.0</b>          | <b>10—</b>           | <b>10—</b>           | <b>10—</b>             | <b>13.2</b>       | ...              | ...            |
| <b>SELECTED CHARACTERISTICS</b>   |                 |                    |                      |                      |                      |                      |                      |                      |                      |                        |                   |                  |                |
| <b>Complete plumbing for exclusive use</b> .....  | <b>43 693</b>   | <b>1 380</b>       | <b>3 201</b>         | <b>5 378</b>         | <b>6 051</b>         | <b>7 553</b>         | <b>6 575</b>         | <b>9 838</b>         | <b>2 461</b>         | <b>1 046</b>           | <b>210</b>        | <b>47 800</b>    | <b>49 500</b>  |
| 1.01 or more persons per room .....   | 3 044           | 148                | 474                  | 637                  | 624                  | 544                  | 261                  | 303                  | 41                   |                        |                   |                  |                |

Table A—59. Gross Rent of Renter-Occupied Housing Units With a Spanish Origin Householder: 1980

[Data are estimates based on a sample, see Introduction. For meaning of symbols, see Introduction. For definitions of terms, see appendixes A and B.]

| The State   | Total  | Less than \$100 | \$100 to \$149 | \$150 to \$199 | \$200 to \$249 | \$250 to \$299 | \$300 to \$349 | \$350 to \$399 | \$400 to \$499 | \$500 or more | No cash rent | Median (dollars) |
|---|--------|-----------------|----------------|----------------|----------------|----------------|----------------|----------------|----------------|---------------|--------------|------------------|
| Specified renter-occupied housing units.....                              | 41 466 | 4 088           | 4 543          | 7 477          | 9 163          | 6 377          | 3 874          | 1 715          | 2 070          | 785           | 1 374        | 220              |
| <b>HOUSEHOLD TYPE AND AGE OF HOUSEHOLDER</b>                              |        |                 |                |                |                |                |                |                |                |               |              |                  |
| Married-couple families.....  | 18 212 | 694             | 1 554          | 3 266          | 4 136          | 3 028          | 2 057          | 991            | 1 228          | 440           | 818          | 238              |
| 15 to 24 years.....   | 4 825  | 202             | 327            | 872            | 1 363          | 980            | 560            | 162            | 208            | 66            | 85           | 234              |
| 25 to 34 years.....   | 7 449  | 204             | 571            | 1 300          | 1 707          | 1 328          | 924            | 432            | 585            | 150           | 248          | 245              |
| 35 to 44 years.....   | 3 030  | 76              | 236            | 524            | 563            | 395            | 338            | 171            | 328            | 156           | 243          | 250              |
| 45 to 64 years.....   | 1 980  | 130             | 236            | 343            | 330            | 279            | 174            | 175            | 70             | 68            | 175          | 229              |
| 65 years and over.....  | 928    | 82              | 184            | 227            | 173            | 46             | 61             | 51             | 37             | —             | 67           | 186              |
| Male householder, no wife present.....                                    | 9 287  | 994             | 1 327          | 1 765          | 1 965          | 1 300          | 754            | 280            | 343            | 242           | 317          | 210              |
| 15 to 24 years.....   | 2 596  | 45              | 294            | 570            | 777            | 408            | 214            | 61             | 103            | 75            | 49           | 224              |
| 25 to 34 years.....   | 2 967  | 131             | 320            | 573            | 631            | 547            | 311            | 117            | 153            | 114           | 70           | 233              |
| 35 to 44 years.....   | 1 273  | 116             | 154            | 205            | 275            | 217            | 96             | 84             | 64             | 38            | 24           | 226              |
| 45 to 64 years.....   | 1 632  | 359             | 354            | 340            | 217            | 102            | 120            | 18             | 16             | 11            | 95           | 156              |
| 65 years and over.....  | 819    | 343             | 205            | 77             | 65             | 26             | 13             | —              | 7              | 4             | 79           | 105              |
| Female householder, no husband present.....                               | 13 967 | 2 400           | 1 662          | 2 446          | 3 062          | 2 049          | 1 063          | 444            | 499            | 103           | 239          | 205              |
| 15 to 24 years.....   | 3 352  | 443             | 286            | 701            | 844            | 586            | 238            | 72             | 117            | 33            | 32           | 213              |
| 25 to 34 years.....   | 4 329  | 466             | 388            | 705            | 1 056          | 767            | 423            | 153            | 269            | 45            | 57           | 222              |
| 35 to 44 years.....   | 2 101  | 267             | 241            | 290            | 494            | 344            | 247            | 135            | 47             | 17            | 19           | 225              |
| 45 to 64 years.....   | 2 448  | 567             | 383            | 438            | 493            | 273            | 128            | 74             | 48             | 8             | 36           | 177              |
| 65 years and over.....  | 1 737  | 657             | 364            | 312            | 175            | 79             | 27             | 10             | 18             | —             | 95           | 121              |
| Median age.....   | 31.0   | 47.5            | 36.3           | 30.1           | 28.7           | 28.9           | 29.5           | 32.3           | 30.9           | 30.0          | 41.2         | ...              |
| <b>YEAR HOUSEHOLDER MOVED INTO UNIT</b>                                   |        |                 |                |                |                |                |                |                |                |               |              |                  |
| 1979 to March 1980.....   | 23 607 | 1 617           | 2 054          | 4 112          | 5 609          | 4 096          | 2 457          | 1 078          | 1 485          | 600           | 499          | 233              |
| 1975 to 1978.....   | 12 479 | 1 441           | 1 593          | 2 300          | 2 744          | 1 734          | 1 142          | 505            | 510            | 172           | 338          | 212              |
| 1970 to 1974.....   | 3 171  | 589             | 515            | 696            | 514            | 368            | 160            | 107            | 39             | 2             | 181          | 177              |
| 1960 to 1969.....   | 1 300  | 283             | 214            | 246            | 205            | 92             | 57             | 8              | 18             | 7             | 170          | 165              |
| 1959 or earlier.....  | 909    | 158             | 167            | 123            | 91             | 87             | 58             | 17             | 18             | 4             | 186          | 163              |
| <b>ROOMS</b>  |        |                 |                |                |                |                |                |                |                |               |              |                  |
| 1 room.....   | 1 561  | 424             | 354            | 328            | 227            | 86             | 43             | 17             | 33             | 18            | 31           | 149              |
| 2 rooms.....  | 3 866  | 575             | 719            | 1 075          | 811            | 351            | 134            | 41             | 68             | —             | 92           | 178              |
| 3 rooms.....  | 8 567  | 1 070           | 1 405          | 2 161          | 2 263          | 948            | 334            | 44             | 160            | 6             | 176          | 190              |
| 4 rooms.....  | 13 664 | 1 074           | 1 088          | 2 220          | 3 493          | 2 808          | 1 614          | 527            | 337            | 71            | 432          | 231              |
| 5 rooms.....  | 8 040  | 664             | 581            | 1 172          | 1 565          | 1 552          | 898            | 588            | 575            | 67            | 378          | 246              |
| 6 rooms.....  | 3 268  | 197             | 274            | 349            | 568            | 393            | 485            | 262            | 364            | 199           | 177          | 269              |
| 7 or more rooms.....  | 2 500  | 84              | 122            | 172            | 236            | 239            | 366            | 236            | 533            | 424           | 88           | 348              |
| Median.....   | 4.0    | 3.5             | 3.4            | 3.6            | 3.9            | 4.1            | 4.4            | 4.9            | 5.3            | 6.7           | 4.4          | ...              |
| <b>PLUMBING FACILITIES BY PERSONS PER ROOM AND POVERTY STATUS IN 1979</b> |        |                 |                |                |                |                |                |                |                |               |              |                  |
| All income levels in 1979.....  | 41 466 | 4 088           | 4 543          | 7 477          | 9 163          | 6 377          | 3 874          | 1 715          | 2 070          | 785           | 1 374        | 220              |
| Complete plumbing for exclusive use.....                                  | 40 135 | 3 702           | 4 307          | 7 343          | 8 963          | 6 245          | 3 822          | 1 685          | 2 059          | 781           | 1 228        | 222              |
| 0.50 or less.....   | 15 240 | 1 760           | 1 751          | 2 844          | 3 367          | 2 262          | 1 286          | 536            | 644            | 321           | 469          | 215              |
| 0.51 to 1.00.....   | 19 363 | 1 581           | 1 963          | 3 328          | 4 340          | 3 181          | 1 964          | 881            | 1 177          | 424           | 524          | 228              |
| 1.01 to 1.50.....   | 3 734  | 269             | 425            | 771            | 754            | 572            | 393            | 201            | 168            | 27            | 154          | 220              |
| 1.51 or more.....   | 1 798  | 92              | 168            | 400            | 502            | 230            | 179            | 67             | 70             | 9             | 81           | 216              |
| Lacking complete plumbing for exclusive use.....                          | 1 331  | 386             | 236            | 134            | 200            | 132            | 52             | 30             | 11             | 4             | 146          | 138              |
| 0.50 or less.....   | 538    | 179             | 102            | 63             | 68             | 53             | 13             | 2              | —              | 4             | 54           | 125              |
| 0.51 to 1.00.....   | 565    | 162             | 118            | 33             | 88             | 66             | 27             | 18             | —              | —             | 53           | 135              |
| 1.01 to 1.50.....   | 123    | 12              | —              | 7              | 32             | 13             | 12             | 8              | —              | —             | 39           | 227              |
| 1.51 or more.....   | 105    | 33              | 16             | 31             | 12             | —              | —              | 2              | 11             | —             | —            | 181              |
| Income in 1979 below poverty level.....                                   | 13 722 | 2 798           | 1 968          | 2 538          | 2 697          | 1 602          | 865            | 354            | 351            | 100           | 449          | 185              |
| Complete plumbing for exclusive use.....                                  | 13 084 | 2 537           | 1 866          | 2 476          | 2 619          | 1 542          | 853            | 344            | 351            | 100           | 396          | 187              |
| 1.01 or more persons per room.....  | 2 277  | 231             | 290            | 484            | 459            | 293            | 265            | 56             | 80             | 4             | 115          | 207              |
| Lacking complete plumbing for exclusive use.....                          | 638    | 261             | 102            | 62             | 78             | 60             | 12             | 10             | —              | —             | 53           | 114              |
| 1.01 or more persons per room.....  | 101    | 16              | 3              | 18             | 28             | 13             | 12             | 2              | —              | —             | 9            | 213              |
| <b>BEDROOMS</b>   |        |                 |                |                |                |                |                |                |                |               |              |                  |
| None.....   | 2 087  | 476             | 548            | 497            | 316            | 102            | 43             | 17             | 33             | 18            | 37           | 150              |
| 1.....  | 12 748 | 1 598           | 2 080          | 3 406          | 3 114          | 1 476          | 503            | 89             | 180            | 13            | 289          | 190              |
| 2.....  | 17 616 | 1 239           | 1 187          | 2 585          | 4 503          | 3 673          | 2 292          | 846            | 681            | 84            | 526          | 239              |
| 3.....  | 6 873  | 543             | 496            | 789            | 966            | 946            | 831            | 604            | 904            | 368           | 426          | 273              |
| 4.....  | 1 765  | 205             | 212            | 176            | 232            | 137            | 186            | 140            | 210            | 194           | 73           | 261              |
| 5 or more.....  | 377    | 27              | 20             | 24             | 32             | 43             | 19             | 19             | 62             | 108           | 23           | 382              |
| <b>UNITS IN STRUCTURE</b>   |        |                 |                |                |                |                |                |                |                |               |              |                  |
| 1, detached or attached.....  | 15 651 | 928             | 1 368          | 2 434          | 3 081          | 2 182          | 1 641          | 1 031          | 1 474          | 652           | 860          | 243              |
| 2.....  | 3 486  | 161             | 434            | 682            | 664            | 608            | 388            | 238            | 166            | 22            | 123          | 224              |
| 3 and 4.....  | 4 327  | 362             | 666            | 849            | 991            | 651            | 416            | 148            | 137            | 39            | 68           | 212              |
| 5 to 9.....   | 4 312  | 908             | 589            | 893            | 907            | 465            | 302            | 78             | 58             | 52            | 60           | 186              |
| 10 to 49.....   | 9 068  | 1 149           | 1 066          | 1 867          | 2 461          | 1 500          | 660            | 135            | 95             | 18            | 117          | 208              |
| 50 or more.....   | 3 230  | 562             | 318            | 531            | 688            | 573            | 360            | 70             | 105            | 2             | 21           | 212              |
| Mobile home or trailer, etc.....  | 1 392  | 18              | 102            | 221            | 371            | 398            | 107            | 15             | 35             | —             | 125          | 240              |
| <b>YEAR STRUCTURE BUILT</b>   |        |                 |                |                |                |                |                |                |                |               |              |                  |
| 1975 to March 1980.....   | 3 545  | 527             | 250            | 305            | 605            | 562            | 463            | 278            | 271            | 198           | 86           | 254              |
| 1970 to 1974.....   | 6 956  | 767             | 530            | 816            | 1 875          | 1 340          | 810            | 259            | 307            | 132           | 120          | 233              |
| 1960 to 1969.....   | 7 994  | 534             | 486            | 1 513          | 2 069          | 1 444          | 812            | 298            | 439            | 168           | 231          | 233              |
| 1950 to 1959.....   | 7 005  | 581             | 566            | 1 301          | 1 536          | 1 122          | 684            | 370            | 517            | 137           | 191          | 229              |
| 1940 to 1949.....   | 5 775  | 736             | 777            | 1 224          | 1 044          | 754            | 475            | 217            | 281            | 54            | 213          | 202              |
| 1939 or earlier.....  | 10 191 | 943             | 1 934          | 2 318          | 2 034          | 1 155          | 630            | 293            | 255            | 96            | 533          | 190              |
| <b>STORIES IN STRUCTURE</b>   |        |                 |                |                |                |                |                |                |                |               |              |                  |
| 1 to 3.....   | 39 356 | 3 735           | 4 273          | 7 040          | 8 744          | 6 050          | 3 707          | 1 672          | 1 991          | 784           | 1 360        | 222              |
| 4 or more.....  | 2 110  | 353             | 270            | 437            | 419            | 327            | 167            | 43             | 79             | 1             | 14           | 199              |
| With elevator.....  | 1 621  | 297             | 168            | 275            | 318            | 290            | 157            | 36             | 66             | —             | 14           | 208              |
| <b>GROSS RENT AS PERCENTAGE OF HOUSEHOLD INCOME IN 1979</b>               |        |                 |                |                |                |                |                |                |                |               |              |                  |
| Less than 15 percent.....   | 6 021  | 1 110           | 1 066          | 1 423          | 1 216          | 726            | 282            | 76             | 92             | 30            | ...          | 179              |
| 15 to 19 percent.....   | 6 167  | 687             | 626            | 1 118          | 1 498          | 1 091          | 619            | 242            | 197            | 89            | ...          | 219              |
| 20 to 24 percent.....   | 5 527  | 711             | 550            | 959            | 1 195          | 831            | 602            | 241            | 350            | 88            | ...          | 221              |
| 25 to 29 percent.....   | 4 448  | 422             | 497            | 756            | 988            | 788            | 410            | 192            | 279            | 116           | ...          | 227              |
| 30 to 34 percent.....   | 3 199  | 243             | 312            | 552            | 662            | 483            | 444            | 207            | 219            | 77            | ...          | 237              |
| 35 to 49 percent.....   | 5 346  | 356             | 605            | 754            | 1 286          | 884            | 580            | 305            | 390            | 186           | ...          | 238              |
| 50 percent or more.....   | 8 588  | 443             | 767            | 1 710          | 2 163          | 1 506          | 887            | 409            | 511            | 192           | ...          | 230              |
| Not computed.....   | 2 170  | 116             | 120            | 205            | 155            | 68             | 50             | 43             | 32             | 7             | 1 374        | 186              |
| Median.....   | 27.2   | 21.3            | 24.7           | 25.9           | 28.0           | 28.2           | 30.0           | 32.1           | 32.3           | 34.3          | ...          | ...              |
| <b>SELECTED CHARACTERISTICS</b>   |        |                 |                |                |                |                |                |                |                |               |              |                  |
| Heating equipment.....  | 41 384 | 4 072           | 4 523          | 7 468          | 9 151          | 6 377          | 3 867          | 1 711          | 2 070          | 781           | 1 364        | 220              |
| Central heating system.....   | 36 016 | 3 585           | 3 384          | 6 164          | 8 212          | 5 936          | 3 597          | 1 588          | 1 972          | 768           | 810          | 226              |
| Air conditioning.....   | 9 610  | 347             | 439            | 1 387          | 2 848          | 2 149          | 1 267          | 366            | 437            | 97            | 273          | 244              |
| Central system.....   | 3 691  | 158             | 120            | 375            | 855            | 930            | 667            | 180            | 245            | 66            | 95           | 264              |



**Table A—61. Income and Poverty Status in 1979 of Renter-Occupied Housing Units With a Spanish Origin Householder: 1980**

[Data are estimates based on a sample, see Introduction. For meaning of symbols, see Introduction. For definitions of terms, see appendixes A and B]

| The State   | Household income in 1979 |                   |                    |                      |                      |                      |                      |                      |                      |                  |                  | Income in 1979 below poverty level |                |
|---|--------------------------|-------------------|--------------------|----------------------|----------------------|----------------------|----------------------|----------------------|----------------------|------------------|------------------|------------------------------------|----------------|
|   | Total                    | Less than \$5,000 | \$5,000 to \$9,999 | \$10,000 to \$12,499 | \$12,500 to \$14,999 | \$15,000 to \$19,999 | \$20,000 to \$24,999 | \$25,000 to \$34,999 | \$35,000 to \$49,999 | \$50,000 or more | Median (dollars) |                                    | Mean (dollars) |
| <b>Renter-occupied housing units</b> .....                  | <b>43 184</b>            | <b>11 914</b>     | <b>10 965</b>      | <b>5 110</b>         | <b>3 897</b>         | <b>5 517</b>         | <b>3 048</b>         | <b>1 947</b>         | <b>653</b>           | <b>133</b>       | <b>9 378</b>     | <b>11 016</b>                      | <b>14 312</b>  |
| <b>HOUSEHOLD TYPE AND AGE OF HOUSEHOLDER</b>                |                          |                   |                    |                      |                      |                      |                      |                      |                      |                  |                  |                                    |                |
| <b>Married-couple families</b> .....                        | <b>19 263</b>            | <b>2 547</b>      | <b>5 036</b>       | <b>2 719</b>         | <b>2 221</b>         | <b>3 215</b>         | <b>1 853</b>         | <b>1 245</b>         | <b>340</b>           | <b>87</b>        | <b>11 884</b>    | <b>13 322</b>                      | <b>4 521</b>   |
| 15 to 24 years .....  | 4 993                    | 824               | 1 454              | 802                  | 512                  | 860                  | 316                  | 160                  | 61                   | 4                | 10 681           | 11 532                             | 1 233          |
| 25 to 34 years .....  | 7 780                    | 839               | 1 900              | 1 118                | 1 068                | 1 330                | 863                  | 550                  | 82                   | 30               | 12 577           | 13 713                             | 1 658          |
| 35 to 44 years .....  | 3 227                    | 372               | 638                | 442                  | 347                  | 649                  | 381                  | 289                  | 84                   | 25               | 13 664           | 15 364                             | 798            |
| 45 to 64 years .....  | 2 254                    | 314               | 587                | 250                  | 202                  | 320                  | 244                  | 221                  | 88                   | 28               | 12 260           | 14 583                             | 632            |
| 65 years and over .....                                     | 1 009                    | 198               | 457                | 107                  | 92                   | 56                   | 49                   | 25                   | 25                   | —                | 7 189            | 9 823                              | 200            |
| <b>Male householder, no wife present</b> .....              | <b>9 505</b>             | <b>2 402</b>      | <b>2 352</b>       | <b>1 181</b>         | <b>773</b>           | <b>1 346</b>         | <b>779</b>           | <b>455</b>           | <b>200</b>           | <b>17</b>        | <b>9 997</b>     | <b>11 637</b>                      | <b>2 273</b>   |
| 15 to 24 years .....  | 2 632                    | 651               | 761                | 402                  | 173                  | 399                  | 158                  | 70                   | 18                   | —                | 9 320            | 10 177                             | 713            |
| 25 to 34 years .....  | 3 011                    | 463               | 732                | 463                  | 295                  | 483                  | 292                  | 218                  | 63                   | 2                | 11 677           | 13 289                             | 435            |
| 35 to 44 years .....  | 1 316                    | 178               | 246                | 155                  | 89                   | 268                  | 198                  | 107                  | 67                   | 8                | 14 719           | 15 600                             | 200            |
| 45 to 64 years .....  | 1 698                    | 553               | 433                | 146                  | 173                  | 152                  | 126                  | 60                   | 52                   | 3                | 7 899            | 10 642                             | 506            |
| 65 years and over .....                                     | 848                      | 557               | 180                | 15                   | 43                   | 44                   | 5                    | —                    | —                    | 4                | 4 297            | 6 142                              | 419            |
| <b>Female householder, no husband present</b> .....         | <b>14 416</b>            | <b>6 965</b>      | <b>3 577</b>       | <b>1 210</b>         | <b>903</b>           | <b>956</b>           | <b>416</b>           | <b>247</b>           | <b>113</b>           | <b>29</b>        | <b>5 294</b>     | <b>7 525</b>                       | <b>7 518</b>   |
| 15 to 24 years .....  | 3 397                    | 1 856             | 741                | 250                  | 151                  | 176                  | 126                  | 72                   | 25                   | —                | 4 623            | 6 956                              | 2 018          |
| 25 to 34 years .....  | 4 494                    | 1 857             | 1 252              | 442                  | 339                  | 371                  | 129                  | 57                   | 40                   | 7                | 6 395            | 8 018                              | 2 263          |
| 35 to 44 years .....  | 2 177                    | 744               | 613                | 267                  | 200                  | 189                  | 71                   | 45                   | 30                   | 18               | 7 505            | 9 380                              | 1 012          |
| 45 to 64 years .....  | 2 522                    | 1 107             | 673                | 211                  | 190                  | 182                  | 77                   | 66                   | 12                   | 4                | 5 835            | 7 950                              | 1 190          |
| 65 years and over .....                                     | 1 826                    | 1 401             | 298                | 40                   | 23                   | 38                   | 13                   | 7                    | 6                    | —                | 3 881            | 4 570                              | 1 035          |
| <b>Median age</b> .....                                     | <b>31.2</b>              | <b>33.0</b>       | <b>30.6</b>        | <b>29.9</b>          | <b>30.5</b>          | <b>29.8</b>          | <b>31.7</b>          | <b>32.5</b>          | <b>37.2</b>          | <b>38.5</b>      | ...              | ...                                | <b>32.0</b>    |
| <b>YEAR HOUSEHOLDER MOVED INTO UNIT</b>                     |                          |                   |                    |                      |                      |                      |                      |                      |                      |                  |                  |                                    |                |
| 1979 to March 1980 .....                                    | 24 395                   | 6 767             | 6 314              | 2 895                | 2 076                | 3 144                | 1 783                | 975                  | 365                  | 76               | 9 270            | 10 895                             | 8 139          |
| 1975 to 1978 .....  | 12 991                   | 3 255             | 3 169              | 1 575                | 1 350                | 1 797                | 972                  | 663                  | 169                  | 41               | 10 113           | 11 532                             | 4 005          |
| 1970 to 1974 .....  | 3 387                    | 1 007             | 837                | 405                  | 332                  | 361                  | 215                  | 164                  | 66                   | —                | 9 052            | 10 636                             | 1 217          |
| 1960 to 1969 .....  | 1 428                    | 485               | 379                | 113                  | 89                   | 160                  | 38                   | 103                  | 49                   | 12               | 7 385            | 10 861                             | 567            |
| 1959 or earlier .....                                       | 983                      | 400               | 266                | 122                  | 50                   | 55                   | 40                   | 42                   | 4                    | 4                | 6 307            | 8 723                              | 384            |
| <b>PLUMBING FACILITIES BY PERSONS PER ROOM</b>              |                          |                   |                    |                      |                      |                      |                      |                      |                      |                  |                  |                                    |                |
| <b>Complete plumbing for exclusive use</b> .....            | <b>41 785</b>            | <b>11 290</b>     | <b>10 591</b>      | <b>5 009</b>         | <b>3 793</b>         | <b>5 403</b>         | <b>3 014</b>         | <b>1 903</b>         | <b>653</b>           | <b>129</b>       | <b>9 509</b>     | <b>11 117</b>                      | <b>13 635</b>  |
| 0.50 or less .....  | 15 793                   | 5 409             | 3 971              | 1 738                | 1 076                | 1 790                | 975                  | 596                  | 218                  | 20               | 7 981            | 9 871                              | 4 746          |
| 0.51 to 1.00 .....  | 20 235                   | 4 831             | 5 055              | 2 465                | 2 038                | 2 863                | 1 569                | 1 043                | 279                  | 92               | 10 235           | 11 767                             | 6 497          |
| 1.01 to 1.50 .....  | 3 892                    | 684               | 1 069              | 548                  | 479                  | 566                  | 294                  | 167                  | 81                   | 4                | 10 880           | 12 031                             | 1 597          |
| 1.51 or more .....  | 1 865                    | 366               | 496                | 258                  | 200                  | 184                  | 176                  | 97                   | 75                   | 13               | 10 683           | 12 712                             | 795            |
| <b>Lacking complete plumbing for exclusive use</b> .....    | <b>1 399</b>             | <b>624</b>        | <b>374</b>         | <b>104</b>           | <b>114</b>           | <b>34</b>            | <b>44</b>            | <b>—</b>             | <b>—</b>             | <b>4</b>         | <b>5 828</b>     | <b>7 999</b>                       | <b>677</b>     |
| 0.50 or less .....  | 572                      | 311               | 120                | 41                   | 45                   | 35                   | 9                    | 7                    | —                    | 4                | 4 563            | 7 513                              | 269            |
| 0.51 to 1.00 .....  | 586                      | 259               | 156                | 49                   | 29                   | 65                   | 16                   | 12                   | —                    | —                | 5 794            | 7 690                              | 303            |
| 1.01 to 1.50 .....  | 127                      | 34                | 49                 | —                    | 11                   | 8                    | —                    | 25                   | —                    | —                | 8 050            | 10 581                             | 66             |
| 1.51 or more .....  | 114                      | 20                | 49                 | 11                   | 19                   | 6                    | 9                    | —                    | —                    | —                | 7 202            | 9 146                              | 39             |
| <b>SELECTED CHARACTERISTICS</b>                             |                          |                   |                    |                      |                      |                      |                      |                      |                      |                  |                  |                                    |                |
| <b>Heating equipment</b> .....                              | <b>43 093</b>            | <b>11 886</b>     | <b>10 931</b>      | <b>5 110</b>         | <b>3 884</b>         | <b>5 505</b>         | <b>3 048</b>         | <b>1 947</b>         | <b>653</b>           | <b>129</b>       | <b>9 386</b>     | <b>11 011</b>                      | <b>14 263</b>  |
| Central heating system .....                                | 37 156                   | 9 865             | 9 234              | 4 399                | 3 485                | 4 951                | 2 764                | 1 721                | 614                  | 123              | 9 708            | 11 292                             | 11 841         |
| <b>Air conditioning</b> .....                               | <b>9 834</b>             | <b>1 981</b>      | <b>2 306</b>       | <b>1 215</b>         | <b>1 091</b>         | <b>1 451</b>         | <b>973</b>           | <b>568</b>           | <b>213</b>           | <b>36</b>        | <b>11 296</b>    | <b>12 706</b>                      | <b>2 229</b>   |
| Central system .....  | 3 769                    | 707               | 791                | 418                  | 407                  | 594                  | 441                  | 284                  | 114                  | 13               | 12 312           | 13 771                             | 752            |
| <b>Vehicles available</b> .....                             | <b>33 139</b>            | <b>5 923</b>      | <b>8 420</b>       | <b>4 504</b>         | <b>3 516</b>         | <b>5 213</b>         | <b>2 922</b>         | <b>1 889</b>         | <b>626</b>           | <b>126</b>       | <b>11 236</b>    | <b>12 631</b>                      | <b>8 380</b>   |
| 1 .....   | 20 231                   | 4 795             | 6 092              | 2 767                | 2 107                | 2 643                | 1 096                | 495                  | 182                  | 54               | 9 349            | 10 452                             | 6 193          |
| 2 or more .....   | 12 908                   | 1 128             | 2 328              | 1 737                | 1 409                | 2 570                | 1 394                | 444                  | 242                  | 72               | 14 737           | 16 047                             | 2 187          |
| <b>House heating fuel</b> .....                             | <b>43 093</b>            | <b>11 886</b>     | <b>10 931</b>      | <b>5 110</b>         | <b>3 884</b>         | <b>5 505</b>         | <b>3 048</b>         | <b>1 947</b>         | <b>653</b>           | <b>129</b>       | <b>9 386</b>     | <b>11 011</b>                      | <b>14 263</b>  |
| Utility gas .....   | 34 160                   | 9 520             | 8 566              | 4 032                | 3 091                | 4 419                | 2 385                | 1 522                | 507                  | 118              | 9 377            | 11 016                             | 11 370         |
| Bottled, tank, or LP gas .....                              | 1 678                    | 405               | 547                | 195                  | 148                  | 165                  | 102                  | 100                  | 12                   | 4                | 8 865            | 10 692                             | 571            |
| Electricity .....   | 6 084                    | 1 607             | 1 449              | 729                  | 582                  | 814                  | 474                  | 305                  | 117                  | 7                | 9 951            | 11 360                             | 1 926          |
| Fuel oil, kerosene, etc. ....                               | 282                      | 102               | 107                | 34                   | 10                   | 29                   | —                    | —                    | —                    | —                | 6 912            | 7 526                              | 118            |
| Other .....   | 889                      | 252               | 262                | 120                  | 53                   | 78                   | 87                   | 20                   | 17                   | —                | 8 540            | 10 131                             | 278            |
| <b>Median rooms</b> .....                                   | <b>4.0</b>               | <b>3.7</b>        | <b>3.9</b>         | <b>4.1</b>           | <b>4.1</b>           | <b>4.3</b>           | <b>4.3</b>           | <b>4.7</b>           | <b>4.9</b>           | <b>4.9</b>       | ...              | ...                                | <b>3.9</b>     |
| <b>Specified renter-occupied housing units</b> .....        | <b>41 466</b>            | <b>11 503</b>     | <b>10 466</b>      | <b>4 910</b>         | <b>3 784</b>         | <b>5 293</b>         | <b>2 918</b>         | <b>1 836</b>         | <b>623</b>           | <b>133</b>       | <b>9 374</b>     | <b>11 000</b>                      | <b>13 722</b>  |
| <b>CONTRACT RENT</b>  |                          |                   |                    |                      |                      |                      |                      |                      |                      |                  |                  |                                    |                |
| Less than \$100 .....                                       | 6 987                    | 3 908             | 1 762              | 477                  | 295                  | 270                  | 161                  | 66                   | 48                   | —                | 4 610            | 6 270                              | 4 196          |
| \$100 to \$149 .....  | 7 107                    | 2 255             | 2 168              | 975                  | 541                  | 648                  | 310                  | 143                  | 63                   | 4                | 7 721            | 9 115                              | 2 582          |
| \$150 to \$199 .....  | 10 167                   | 2 646             | 2 952              | 1 270                | 1 007                | 1 284                | 563                  | 346                  | 80                   | 19               | 9 120            | 10 356                             | 3 153          |
| \$200 to \$249 .....  | 7 481                    | 1 397             | 1 866              | 991                  | 872                  | 1 261                | 635                  | 349                  | 97                   | 13               | 11 205           | 12 128                             | 1 933          |
| \$250 to \$299 .....  | 4 504                    | 638               | 840                | 635                  | 510                  | 906                  | 534                  | 336                  | 85                   | 20               | 13 181           | 14 405                             | 879            |
| \$300 to \$349 .....  | 1 902                    | 191               | 212                | 259                  | 244                  | 356                  | 342                  | 210                  | 65                   | 23               | 15 554           | 16 848                             | 275            |
| \$350 to \$399 .....  | 1 116                    | 64                | 129                | 89                   | 104                  | 299                  | 239                  | 137                  | 46                   | 9                | 17 263           | 18 629                             | 151            |
| \$400 to \$499 .....  | 626                      | 30                | 74                 | 40                   | 82                   | 67                   | 96                   | 126                  | 96                   | 15               | 20 588           | 21 868                             | 82             |
| \$500 or more .....   | 202                      | 9                 | 37                 | 14                   | 3                    | 42                   | 10                   | 52                   | 19                   | 16               | 19 762           | 26 047                             | 22             |
| No cash rent .....  | 1 374                    | 365               | 426                | 160                  | 126                  | 160                  | 28                   | 71                   | 24                   | 14               | 8 762            | 10 805                             | 449            |
| <b>Median</b> .....   | <b>\$176</b>             | <b>\$134</b>      | <b>\$165</b>       | <b>\$184</b>         | <b>\$199</b>         | <b>\$212</b>         | <b>\$232</b>         | <b>\$248</b>         | <b>\$256</b>         | <b>\$308</b>     | ...              | ...                                | <b>\$146</b>   |
| <b>GROSS RENT</b>   |                          |                   |                    |                      |                      |                      |                      |                      |                      |                  |                  |                                    |                |
| Less than \$100 .....                                       | 4 088                    | 2 876             | 707                | 256                  | 117                  | 80                   | 33                   | 5                    | 14                   | —                | 3 915            | 4 813                              | 2 798          |
| \$100 to \$149 .....  | 4 543                    | 1 755             | 1 612              | 454                  | 220                  | 256                  | 165                  | 61                   | 20                   | —                | 6 251            | 7 714                              | 1 968          |
| \$150 to \$199 .....  | 7 477                    | 2 204             | 2 383              | 855                  | 734                  | 759                  | 369                  | 111                  | 54                   | 8                | 8 270            | 9 310                              | 2 538          |
| \$200 to \$249 .....  | 9 163                    | 2 174             | 2 490              | 1 320                | 952                  | 1 279                | 542                  | 285                  | 109                  | 12               | 9 827            | 10 728                             | 2 697          |
| \$250 to \$299 .....  | 6 377                    | 1 137             | 1 439              | 828                  | 767                  | 1 102                | 578                  | 410                  | 100                  | 16               | 11 849           | 12 859                             | 1 602          |
| \$300 to \$349 .....  | 3 874                    | 542               | 777                | 549                  | 372                  | 756                  | 476                  | 304                  | 77                   | 21               | 12 964           | 14 372                             | 865            |
| \$350 to \$399 .....  | 1 715                    | 247               | 236                | 209                  | 235                  | 329                  | 254                  | 158                  | 36                   | 11               | 14 261           | 15 420                             | 354            |
| \$400 to \$499 .....  | 2 070                    | 174               | 293                | 237                  | 188                  | 438                  | 359                  | 250                  | 103                  | 28               | 16 477           | 17 845                             | 351            |
| \$500 or more .....   | 785                      | 29                | 103                | 42                   | 73                   | 134                  | 114                  | 86                   | 23                   | 20               | 20 303           | 22 384                             | 100            |
| No cash rent .....  | 1 374                    | 365               | 426                | 160                  | 126                  | 160                  | 28                   | 71                   | 24                   | 14               | 8 762            | 10 805                             | 449            |
| <b>Median</b> .....   | <b>\$220</b>             | <b>\$169</b>      | <b>\$206</b>       | <b>\$230</b>         | <b>\$237</b>         | <b>\$258</b>         | <b>\$280</b>         | <b>\$302</b>         | <b>\$302</b>         | <b>\$361</b>     | ...              | ...                                | <b>\$185</b>   |
| <b>GROSS RENT AS PERCENTAGE OF HOUSEHOLD INCOME IN 1979</b> |                          |                   |                    |                      |                      |                      |                      |                      |                      |                  |                  |                                    |                |
| Less than 15 percent .....                                  | 6 021                    | 215               | 446                | 544                  | 540                  | 1 304                | 1 287                | 1 085                | 481                  | 119              | 19 849           | 21 357                             | 324            |
| 15 to 19 percent .....                                      | 6 167                    | 420               | 734                | 668                  | 1 044                | 1 833                | 933                  | 426                  | 109                  | —                | 15 531           | 15 808                             | 659            |
| 20 to 24 percent .....                                      | 5 527                    | 661               | 1 203              | 1 089                | 875                  | 1 076                | 443                  | 17                   |                      |                  |                  |                                    |                |

**Table A — 62. Selected Monthly Owner Costs for Mortgaged Housing Units With a Spanish Origin Householder: 1980**

[Data are estimates based on a sample, see Introduction. For meaning of symbols, see Introduction. For definitions of terms, see appendixes A and B]

| The State   | Total         | Less than \$200 | \$200 to \$249 | \$250 to \$299 | \$300 to \$349 | \$350 to \$399 | \$400 to \$499 | \$500 to \$599 | \$600 to \$749 | \$750 or more | Median (dollars) |
|---|---------------|-----------------|----------------|----------------|----------------|----------------|----------------|----------------|----------------|---------------|------------------|
| <b>Specified owner-occupied housing units</b> -----                           | <b>32 663</b> | <b>3 144</b>    | <b>4 379</b>   | <b>4 160</b>   | <b>3 683</b>   | <b>3 594</b>   | <b>5 810</b>   | <b>3 833</b>   | <b>2 873</b>   | <b>1 187</b>  | <b>363</b>       |
| <b>PERSONS IN UNIT</b>  |               |                 |                |                |                |                |                |                |                |               |                  |
| 1 person -----  | 1 510         | 295             | 181            | 176            | 202            | 213            | 182            | 127            | 108            | 26            | 325              |
| 2 persons -----   | 5 061         | 795             | 856            | 616            | 525            | 434            | 702            | 593            | 374            | 166           | 325              |
| 3 persons -----   | 6 497         | 563             | 1 029          | 892            | 616            | 673            | 1 243          | 689            | 525            | 267           | 361              |
| 4 persons -----   | 8 923         | 698             | 940            | 1 062          | 1 079          | 996            | 1 887          | 1 042          | 893            | 326           | 384              |
| 5 persons -----   | 5 963         | 453             | 752            | 745            | 679            | 764            | 1 041          | 800            | 463            | 266           | 373              |
| 6 persons -----   | 2 852         | 167             | 382            | 418            | 331            | 356            | 487            | 326            | 292            | 93            | 368              |
| 7 persons -----   | 1 277         | 139             | 138            | 196            | 204            | 92             | 170            | 177            | 137            | 24            | 341              |
| 8 or more persons -----   | 580           | 34              | 101            | 55             | 47             | 66             | 98             | 79             | 81             | 19            | 390              |
| Median -----  | 3.87          | 3.36            | 3.63           | 3.87           | 3.96           | 3.98           | 3.91           | 3.99           | 3.98           | 3.91          | ...              |
| <b>HOUSEHOLD TYPE AND AGE OF HOUSEHOLDER</b>                                  |               |                 |                |                |                |                |                |                |                |               |                  |
| <b>Married-couple families</b> -----  | <b>26 887</b> | <b>2 262</b>    | <b>3 392</b>   | <b>3 376</b>   | <b>3 039</b>   | <b>3 044</b>   | <b>4 873</b>   | <b>3 392</b>   | <b>2 459</b>   | <b>1 050</b>  | <b>373</b>       |
| 15 to 24 years -----  | 1 102         | 67              | 90             | 124            | 143            | 110            | 249            | 204            | 97             | 18            | 406              |
| 25 to 34 years -----  | 9 149         | 333             | 733            | 833            | 978            | 1 238          | 2 165          | 1 451          | 1 014          | 404           | 420              |
| 35 to 44 years -----  | 7 994         | 396             | 899            | 936            | 937            | 910            | 1 440          | 1 084          | 944            | 448           | 396              |
| 45 to 64 years -----  | 7 764         | 1 189           | 1 469          | 1 399          | 863            | 744            | 937            | 600            | 383            | 180           | 294              |
| 65 years and over -----   | 878           | 277             | 201            | 84             | 118            | 42             | 82             | 53             | 21             | —             | 240              |
| <b>Male householder, no wife present</b> -----                                | <b>2 195</b>  | <b>270</b>      | <b>290</b>     | <b>265</b>     | <b>230</b>     | <b>258</b>     | <b>416</b>     | <b>191</b>     | <b>207</b>     | <b>68</b>     | <b>358</b>       |
| 15 to 24 years -----  | 146           | 2               | 4              | —              | 33             | 19             | 39             | 39             | 7              | 3             | 422              |
| 25 to 34 years -----  | 868           | 53              | 78             | 141            | 80             | 106            | 156            | 98             | 124            | 32            | 389              |
| 35 to 44 years -----  | 556           | 83              | 102            | 52             | 43             | 61             | 107            | 36             | 45             | 27            | 348              |
| 45 to 64 years -----  | 505           | 66              | 91             | 66             | 62             | 59             | 106            | 18             | 31             | 6             | 324              |
| 65 years and over -----   | 120           | 66              | 15             | 6              | 12             | 13             | 8              | —              | —              | —             | 192              |
| <b>Female householder, no husband present</b> -----                           | <b>3 581</b>  | <b>612</b>      | <b>697</b>     | <b>519</b>     | <b>414</b>     | <b>292</b>     | <b>521</b>     | <b>250</b>     | <b>207</b>     | <b>69</b>     | <b>296</b>       |
| 15 to 24 years -----  | 132           | 18              | 8              | 27             | 9              | 15             | 20             | 35             | —              | —             | 363              |
| 25 to 34 years -----  | 893           | 78              | 127            | 154            | 98             | 76             | 176            | 96             | 51             | 37            | 345              |
| 35 to 44 years -----  | 937           | 63              | 181            | 145            | 87             | 99             | 184            | 59             | 100            | 19            | 346              |
| 45 to 64 years -----  | 1 277         | 337             | 322            | 159            | 182            | 92             | 90             | 30             | 52             | 13            | 247              |
| 65 years and over -----   | 342           | 116             | 59             | 34             | 38             | 10             | 51             | 30             | 4              | —             | 247              |
| Median age -----  | 38.8          | 50.2            | 44.7           | 41.9           | 39.3           | 36.8           | 35.5           | 35.0           | 36.0           | 36.6          | ...              |
| <b>YEAR HOUSEHOLDER MOVED INTO UNIT</b>                                       |               |                 |                |                |                |                |                |                |                |               |                  |
| 1979 to March 1980 -----  | 6 184         | 204             | 347            | 355            | 332            | 436            | 1 283          | 1 411          | 1 239          | 577           | 510              |
| 1975 to 1978 -----  | 11 945        | 431             | 789            | 995            | 1 609          | 1 833          | 3 086          | 1 663          | 1 072          | 467           | 409              |
| 1970 to 1974 -----  | 7 033         | 712             | 1 202          | 1 539          | 1 019          | 851            | 844            | 437            | 320            | 109           | 303              |
| 1960 to 1969 -----  | 5 663         | 1 177           | 1 553          | 989            | 577            | 406            | 476            | 245            | 214            | 26            | 255              |
| 1959 or earlier -----   | 1 838         | 620             | 488            | 282            | 146            | 68             | 121            | 77             | 28             | 8             | 231              |
| <b>ROOMS</b>  |               |                 |                |                |                |                |                |                |                |               |                  |
| 1 to 3 rooms -----  | 784           | 179             | 127            | 107            | 88             | 68             | 114            | 46             | 43             | 12            | 290              |
| 4 rooms -----   | 3 197         | 748             | 555            | 399            | 392            | 366            | 387            | 229            | 89             | 32            | 287              |
| 5 rooms -----   | 7 027         | 959             | 1 297          | 1 131          | 813            | 813            | 1 074          | 550            | 275            | 115           | 308              |
| 6 rooms -----   | 6 421         | 646             | 881            | 903            | 815            | 710            | 1 128          | 728            | 523            | 87            | 348              |
| 7 rooms -----   | 6 404         | 334             | 799            | 703            | 754            | 680            | 1 349          | 835            | 704            | 246           | 395              |
| 8 or more rooms -----   | 8 830         | 278             | 720            | 917            | 821            | 957            | 1 758          | 1 445          | 1 239          | 695           | 439              |
| Median -----  | 6.3           | 5.2             | 5.7            | 6.0            | 6.2            | 6.3            | 6.6            | 6.9            | 7.2            | 7.8           | ...              |
| <b>YEAR STRUCTURE BUILT</b>   |               |                 |                |                |                |                |                |                |                |               |                  |
| 1975 to March 1980 -----  | 5 809         | 139             | 218            | 185            | 345            | 444            | 1 333          | 1 306          | 1 163          | 676           | 518              |
| 1970 to 1974 -----  | 4 866         | 151             | 366            | 772            | 625            | 665            | 1 004          | 633            | 411            | 239           | 389              |
| 1960 to 1969 -----  | 5 920         | 218             | 808            | 852            | 706            | 646            | 1 223          | 717            | 595            | 155           | 379              |
| 1950 to 1959 -----  | 7 267         | 1 102           | 1 239          | 904            | 909            | 887            | 1 105          | 647            | 438            | 36            | 321              |
| 1940 to 1949 -----  | 2 670         | 449             | 525            | 490            | 315            | 334            | 332            | 168            | 40             | 17            | 287              |
| 1939 or earlier -----   | 6 131         | 1 085           | 1 223          | 957            | 783            | 618            | 813            | 362            | 226            | 64            | 290              |
| <b>VALUE</b>  |               |                 |                |                |                |                |                |                |                |               |                  |
| Less than \$10,000 -----  | 277           | 152             | 64             | 56             | 5              | —              | —              | —              | —              | —             | 192              |
| \$10,000 to \$19,999 -----  | 1 254         | 489             | 419            | 142            | 91             | 45             | 61             | 7              | —              | —             | 216              |
| \$20,000 to \$29,999 -----  | 2 961         | 653             | 745            | 657            | 453            | 265            | 166            | 15             | 7              | —             | 256              |
| \$30,000 to \$39,999 -----  | 4 128         | 675             | 891            | 722            | 649            | 536            | 459            | 150            | 42             | 4             | 284              |
| \$40,000 to \$49,999 -----  | 5 894         | 610             | 1 070          | 996            | 806            | 784            | 1 020          | 416            | 184            | 8             | 317              |
| \$50,000 to \$59,999 -----  | 5 700         | 376             | 591            | 677            | 682            | 675            | 1 304          | 960            | 350            | 85            | 389              |
| \$60,000 to \$79,999 -----  | 9 018         | 161             | 586            | 771            | 850            | 998            | 2 216          | 1 639          | 1 473          | 324           | 449              |
| \$80,000 to \$99,999 -----  | 2 291         | 9               | 13             | 127            | 110            | 226            | 431            | 463            | 552            | 360           | 550              |
| \$100,000 to \$149,999 -----  | 955           | 9               | —              | 9              | 29             | 61             | 137            | 170            | 229            | 311           | 641              |
| \$150,000 or more -----   | 185           | 10              | —              | 3              | 8              | 4              | 16             | 13             | 36             | 95            | 750+             |
| Median -----  | \$53 000      | \$33 900        | \$40 700       | \$45 100       | \$48 200       | \$52 300       | \$59 100       | \$63 800       | \$70 000       | \$88 700      | ...              |
| <b>SELECTED MONTHLY OWNER COSTS AS PERCENTAGE OF HOUSEHOLD INCOME IN 1979</b> |               |                 |                |                |                |                |                |                |                |               |                  |
| Less than 15 percent -----  | 7 453         | 1 629           | 1 927          | 1 512          | 872            | 568            | 643            | 189            | 73             | 40            | 256              |
| 15 to 19 percent -----  | 6 128         | 449             | 850            | 957            | 1 029          | 877            | 1 135          | 538            | 250            | 43            | 339              |
| 20 to 24 percent -----  | 5 369         | 282             | 396            | 506            | 679            | 784            | 1 356          | 742            | 510            | 114           | 402              |
| 25 to 29 percent -----  | 4 238         | 204             | 384            | 267            | 402            | 551            | 897            | 790            | 567            | 176           | 434              |
| 30 to 34 percent -----  | 2 687         | 126             | 169            | 166            | 177            | 208            | 649            | 521            | 424            | 247           | 479              |
| 35 percent or more -----  | 6 641         | 448             | 626            | 732            | 483            | 599            | 1 092          | 1 045          | 1 049          | 567           | 436              |
| Not computed -----  | 147           | 6               | 27             | 20             | 41             | 7              | 38             | 8              | —              | —             | 325              |
| Median -----  | 22.5          | 14.5            | 16.5           | 17.9           | 19.6           | 22.2           | 24.1           | 27.8           | 30.4           | 34.5          | ...              |
| <b>SELECTED CHARACTERISTICS</b>   |               |                 |                |                |                |                |                |                |                |               |                  |
| <b>Heating equipment</b> -----  | <b>32 651</b> | <b>3 142</b>    | <b>4 379</b>   | <b>4 160</b>   | <b>3 683</b>   | <b>3 584</b>   | <b>5 810</b>   | <b>3 833</b>   | <b>2 873</b>   | <b>1 187</b>  | <b>363</b>       |
| Steam or hot water system -----   | 1 717         | 72              | 139            | 139            | 224            | 244            | 354            | 263            | 181            | 101           | 408              |
| Central warm-air furnace or electric heat pump -----                          | 26 794        | 2 117           | 3 439          | 3 449          | 3 004          | 3 054          | 4 993          | 3 244          | 2 483          | 1 011         | 373              |
| Other built-in electric units -----   | 927           | 63              | 108            | 97             | 111            | 29             | 168            | 179            | 120            | 52            | 429              |
| Floor, wall, or pipeless furnace -----  | 985           | 244             | 251            | 142            | 119            | 126            | 68             | 14             | 21             | —             | 250              |
| Other means -----   | 2 228         | 646             | 442            | 333            | 225            | 131            | 227            | 133            | 68             | 23            | 254              |
| <b>Air conditioning</b> -----   | <b>8 550</b>  | <b>806</b>      | <b>1 218</b>   | <b>1 016</b>   | <b>964</b>     | <b>958</b>     | <b>1 578</b>   | <b>885</b>     | <b>736</b>     | <b>389</b>    | <b>364</b>       |
| Central system -----  | 3 412         | 164             | 328            | 336            | 308            | 304            | 745            | 511            | 418            | 298           | 432              |
| 1 or more individual room units -----   | 5 138         | 642             | 890            | 680            | 656            | 654            | 833            | 374            | 318            | 91            | 327              |
| <b>House heating fuel</b> -----   | <b>32 651</b> | <b>3 142</b>    | <b>4 379</b>   | <b>4 160</b>   | <b>3 683</b>   | <b>3 584</b>   | <b>5 810</b>   | <b>3 833</b>   | <b>2 873</b>   | <b>1 187</b>  | <b>363</b>       |
| Utility gas -----   | 29 257        | 2 814           | 4 013          | 3 780          | 3 330          | 3 304          | 5 181          | 3 317          | 2 520          | 998           | 360              |
| Bottled, tank, or LP gas -----  | 565           | 94              | 70             | 70             | 42             | 56             | 120            | 66             | 22             | 25            | 356              |
| Electricity -----   | 2 338         | 92              | 236            | 237            | 247            | 193            | 446            | 401            | 325            | 161           | 437              |
| Fuel oil, kerosene, etc. -----  | 33            | 7               | —              | 12             | 14             | —              | —              | —              | —              | —             | 290              |
| Other -----   | 458           | 135             | 60             | 61             | 50             | 31             | 63             | 49             | 6              | 3             | 278              |

**Table A — 63. Selected Monthly Owner Costs for Not Mortgaged Housing Units With a Spanish Origin Householder: 1980**

[Data are estimates based on a sample, see Introduction. For meaning of symbols, see Introduction. For definitions of terms, see appendixes A and B]

| <b>The State</b>  | Total         | Less than \$50 | \$50 to \$74 | \$75 to \$99 | \$100 to \$124 | \$125 to \$149 | \$150 to \$199 | \$200 to \$249 | \$250 or more | Median (dollars) |
|---|---------------|----------------|--------------|--------------|----------------|----------------|----------------|----------------|---------------|------------------|
| <b>Specified owner-occupied housing units</b> .....                           | <b>11 414</b> | <b>258</b>     | <b>1 124</b> | <b>2 362</b> | <b>3 104</b>   | <b>2 241</b>   | <b>1 732</b>   | <b>484</b>     | <b>109</b>    | <b>116</b>       |
| <b>PERSONS IN UNIT</b>  |               |                |              |              |                |                |                |                |               |                  |
| 1 person .....  | 1 821         | 134            | 304          | 520          | 427            | 236            | 133            | 59             | 8             | 98               |
| 2 persons .....   | 3 655         | 61             | 381          | 776          | 1 070          | 771            | 436            | 153            | 7             | 114              |
| 3 persons .....   | 2 346         | 18             | 177          | 467          | 665            | 462            | 415            | 105            | 37            | 119              |
| 4 persons .....   | 1 652         | 15             | 117          | 307          | 485            | 352            | 277            | 69             | 30            | 120              |
| 5 persons .....   | 930           | 15             | 88           | 132          | 200            | 231            | 236            | 18             | 10            | 128              |
| 6 persons .....   | 556           | 5              | 29           | 99           | 171            | 96             | 107            | 41             | 8             | 121              |
| 7 persons .....   | 268           | 5              | 13           | 45           | 54             | 62             | 61             | 19             | 9             | 132              |
| 8 or more persons .....   | 186           | 5              | 15           | 16           | 32             | 31             | 67             | 20             | —             | 145              |
| Median .....  | 2.60          | 1.46           | 2.18         | 2.35         | 2.58           | 2.75           | 3.22           | 2.79           | 3.58          | ...              |
| <b>HOUSEHOLD TYPE AND AGE OF HOUSEHOLDER</b>                                  |               |                |              |              |                |                |                |                |               |                  |
| <b>Married-couple families</b> .....  | <b>7 619</b>  | <b>95</b>      | <b>651</b>   | <b>1 420</b> | <b>2 181</b>   | <b>1 556</b>   | <b>1 302</b>   | <b>351</b>     | <b>63</b>     | <b>119</b>       |
| 15 to 24 years .....  | 118           | 3              | 33           | 25           | 29             | 18             | 7              | 3              | —             | 98               |
| 25 to 34 years .....  | 616           | 6              | 79           | 124          | 147            | 156            | 64             | 40             | —             | 117              |
| 35 to 44 years .....  | 935           | 8              | 38           | 179          | 256            | 197            | 211            | 46             | —             | 124              |
| 45 to 64 years .....  | 3 597         | 27             | 273          | 593          | 977            | 720            | 781            | 171            | 55            | 123              |
| 65 years and over .....   | 2 353         | 51             | 228          | 499          | 772            | 465            | 239            | 91             | 8             | 113              |
| <b>Male householder, no wife present</b> .....                                | <b>1 038</b>  | <b>83</b>      | <b>211</b>   | <b>286</b>   | <b>216</b>     | <b>115</b>     | <b>99</b>      | <b>19</b>      | <b>9</b>      | <b>95</b>        |
| 15 to 24 years .....  | 60            | 12             | 14           | 9            | 20             | 2              | 3              | —              | —             | 86               |
| 25 to 34 years .....  | 167           | 17             | 38           | 14           | 28             | 24             | 24             | 13             | 9             | 113              |
| 35 to 44 years .....  | 50            | —              | 10           | 21           | 5              | 12             | 2              | —              | —             | 93               |
| 45 to 64 years .....  | 287           | 22             | 43           | 87           | 69             | 38             | 22             | 6              | —             | 98               |
| 65 years and over .....   | 474           | 32             | 106          | 155          | 94             | 39             | 48             | —              | —             | 91               |
| <b>Female householder, no husband present</b> .....                           | <b>2 757</b>  | <b>80</b>      | <b>262</b>   | <b>656</b>   | <b>707</b>     | <b>570</b>     | <b>331</b>     | <b>114</b>     | <b>37</b>     | <b>113</b>       |
| 15 to 24 years .....  | 40            | —              | —            | 9            | 8              | 13             | 2              | —              | —             | 131              |
| 25 to 34 years .....  | 128           | 3              | 10           | 27           | 16             | 26             | 41             | —              | 5             | 133              |
| 35 to 44 years .....  | 172           | 6              | 3            | 27           | 34             | 50             | 24             | 25             | 3             | 133              |
| 45 to 64 years .....  | 1 248         | 19             | 109          | 267          | 381            | 252            | 164            | 43             | 13            | 115              |
| 65 years and over .....   | 1 169         | 52             | 140          | 326          | 268            | 229            | 100            | 46             | 8             | 106              |
| Median age .....  | 59.4          | 65.9           | 60.8         | 62.0         | 60.2           | 58.5           | 55.6           | 57.4           | 49.2          | ...              |
| <b>YEAR HOUSEHOLDER MOVED INTO UNIT</b>                                       |               |                |              |              |                |                |                |                |               |                  |
| 1979 to March 1980 .....  | 605           | 32             | 48           | 94           | 161            | 99             | 121            | 35             | 15            | 120              |
| 1975 to 1978 .....  | 1 286         | 33             | 105          | 250          | 326            | 242            | 224            | 99             | 7             | 120              |
| 1970 to 1974 .....  | 1 349         | 20             | 114          | 262          | 347            | 275            | 231            | 64             | 36            | 120              |
| 1960 to 1969 .....  | 2 729         | 64             | 226          | 517          | 743            | 546            | 499            | 99             | 35            | 119              |
| 1959 or earlier .....   | 5 445         | 109            | 631          | 1 239        | 1 527          | 1 079          | 657            | 187            | 16            | 112              |
| <b>ROOMS</b>  |               |                |              |              |                |                |                |                |               |                  |
| 1 to 3 rooms .....  | 909           | 96             | 159          | 255          | 196            | 109            | 60             | 26             | 8             | 95               |
| 4 rooms .....   | 2 509         | 91             | 500          | 689          | 650            | 367            | 153            | 53             | 6             | 99               |
| 5 rooms .....   | 3 466         | 46             | 261          | 829          | 1 010          | 742            | 442            | 123            | 13            | 115              |
| 6 rooms .....   | 2 318         | 8              | 130          | 364          | 675            | 530            | 470            | 100            | 41            | 124              |
| 7 rooms .....   | 1 136         | 2              | 32           | 141          | 355            | 287            | 226            | 73             | 20            | 128              |
| 8 or more rooms .....   | 1 076         | 15             | 42           | 84           | 218            | 206            | 381            | 109            | 21            | 147              |
| Median .....  | 5.2           | 3.9            | 4.3          | 4.8          | 5.2            | 5.4            | 5.9            | 5.9            | 6.2           | ...              |
| <b>YEAR STRUCTURE BUILT</b>   |               |                |              |              |                |                |                |                |               |                  |
| 1975 to March 1980 .....  | 401           | 26             | 24           | 63           | 115            | 62             | 60             | 44             | 7             | 119              |
| 1970 to 1974 .....  | 458           | 10             | 47           | 36           | 101            | 98             | 117            | 34             | 15            | 134              |
| 1960 to 1969 .....  | 903           | 17             | 74           | 113          | 147            | 170            | 284            | 67             | 31            | 140              |
| 1950 to 1959 .....  | 2 412         | 28             | 159          | 493          | 669            | 530            | 413            | 111            | 9             | 120              |
| 1940 to 1949 .....  | 1 535         | 55             | 126          | 351          | 482            | 322            | 151            | 48             | —             | 112              |
| 1939 or earlier .....   | 5 705         | 122            | 694          | 1 306        | 1 590          | 1 059          | 707            | 180            | 47            | 111              |
| <b>VALUE</b>  |               |                |              |              |                |                |                |                |               |                  |
| Less than \$10,000 .....  | 1 299         | 101            | 311          | 393          | 305            | 102            | 74             | 13             | —             | 90               |
| \$10,000 to \$19,999 .....  | 2 047         | 76             | 362          | 598          | 547            | 291            | 156            | 17             | —             | 99               |
| \$20,000 to \$29,999 .....  | 2 439         | 49             | 204          | 659          | 732            | 454            | 233            | 101            | 7             | 111              |
| \$30,000 to \$39,999 .....  | 1 947         | 14             | 120          | 328          | 673            | 424            | 300            | 68             | 20            | 119              |
| \$40,000 to \$49,999 .....  | 1 668         | —              | 81           | 234          | 484            | 444            | 290            | 89             | 46            | 127              |
| \$50,000 to \$59,999 .....  | 895           | —              | 30           | 77           | 235            | 256            | 276            | 21             | —             | 135              |
| \$60,000 to \$79,999 .....  | 833           | 18             | 16           | 63           | 118            | 196            | 304            | 100            | 18            | 151              |
| \$80,000 to \$99,999 .....  | 170           | —              | —            | 10           | 2              | 72             | 57             | 27             | 2             | 151              |
| \$100,000 to \$149,999 .....  | 91            | —              | —            | —            | 2              | —              | 34             | 39             | 16            | 212              |
| \$150,000 or more .....   | 25            | —              | —            | —            | 6              | 2              | 8              | 9              | —             | 178              |
| Median .....  | \$29 600      | \$12 000       | \$16 800     | \$21 400     | \$29 300       | \$36 500       | \$43 500       | \$43 600       | \$45 100      | ...              |
| <b>SELECTED MONTHLY OWNER COSTS AS PERCENTAGE OF HOUSEHOLD INCOME IN 1979</b> |               |                |              |              |                |                |                |                |               |                  |
| Less than 10 percent .....  | 4 429         | 142            | 526          | 1 015        | 1 119          | 891            | 630            | 82             | 24            | 112              |
| 10 to 14 percent .....  | 2 310         | 66             | 228          | 430          | 665            | 466            | 347            | 89             | 19            | 116              |
| 15 to 19 percent .....  | 1 282         | 29             | 145          | 255          | 349            | 212            | 211            | 65             | 16            | 115              |
| 20 to 24 percent .....  | 933           | 12             | 65           | 152          | 273            | 227            | 154            | 30             | 20            | 122              |
| 25 to 29 percent .....  | 614           | —              | 74           | 143          | 206            | 96             | 75             | 20             | —             | 111              |
| 30 to 34 percent .....  | 507           | 2              | 27           | 128          | 127            | 118            | 53             | 47             | 5             | 119              |
| 35 percent or more .....  | 1 221         | 6              | 57           | 198          | 328            | 220            | 244            | 151            | 17            | 127              |
| Not computed .....  | 118           | 1              | 2            | 41           | 37             | 11             | 18             | —              | 8             | 110              |
| Median .....  | 12.6          | 10—            | 10.8         | 11.7         | 13.1           | 12.4           | 13.3           | 21.0           | 17.3          | ...              |
| <b>SELECTED CHARACTERISTICS</b>   |               |                |              |              |                |                |                |                |               |                  |
| <b>Heating equipment</b> .....  | <b>11 398</b> | <b>258</b>     | <b>1 124</b> | <b>2 352</b> | <b>3 098</b>   | <b>2 241</b>   | <b>1 732</b>   | <b>484</b>     | <b>109</b>    | <b>116</b>       |
| Steam or hot water system .....   | 595           | 9              | 33           | 59           | 161            | 137            | 111            | 78             | 7             | 131              |
| Central warm-air furnace or electric heat pump .....                          | 5 827         | 19             | 357          | 889          | 1 752          | 1 387          | 1 113          | 255            | 55            | 124              |
| Other built-in electric units .....   | 253           | —              | 3            | 44           | 52             | 77             | 36             | 16             | 25            | 134              |
| Floor, wall, or pipeless furnace .....  | 874           | 8              | 166          | 253          | 236            | 89             | 66             | 44             | 12            | 101              |
| Other means .....   | 3 849         | 222            | 565          | 1 107        | 897            | 551            | 406            | 91             | 10            | 101              |
| <b>Air conditioning</b> .....   | <b>2 776</b>  | <b>62</b>      | <b>159</b>   | <b>653</b>   | <b>917</b>     | <b>526</b>     | <b>365</b>     | <b>79</b>      | <b>15</b>     | <b>114</b>       |
| Central system .....  | 656           | 12             | 35           | 96           | 211            | 136            | 137            | 19             | 10            | 122              |
| 1 or more individual room units .....   | 2 120         | 50             | 124          | 557          | 706            | 390            | 228            | 60             | 5             | 112              |
| <b>House heating fuel</b> .....   | <b>11 398</b> | <b>258</b>     | <b>1 124</b> | <b>2 352</b> | <b>3 098</b>   | <b>2 241</b>   | <b>1 732</b>   | <b>484</b>     | <b>109</b>    | <b>116</b>       |
| Utility gas .....   | 9 133         | 109            | 876          | 1 897        | 2 659          | 1 831          | 1 327          | 383            | 51            | 116              |
| Bottled, tank, or LP gas .....  | 1 028         | 10             | 84           | 237          | 207            | 188            | 213            | 56             | 33            | 122              |
| Electricity .....   | 500           | 1              | 16           | 79           | 93             | 127            | 118            | 41             | 25            | 137              |
| Fuel oil, kerosene, etc. .....  | 29            | —              | —            | 14           | 2              | 3              | 8              | 2              | —             | 106              |
| Other .....   | 708           | 138            | 148          | 125          | 137            | 92             | 66             | 2              | —             | 89               |

Table A-64. Year Structure Built for Owner- and Renter-Occupied Housing Units With a Spanish Origin Householder: 1980

[Data are estimates based on a sample, see Introduction. For meaning of symbols, see Introduction. For definitions of terms, see appendixes A and B]

| The State  | Owner-occupied housing units |                    |               |               |               |                 | Renter-occupied housing units |                    |               |               |               |                 |
|--|------------------------------|--------------------|---------------|---------------|---------------|-----------------|-------------------------------|--------------------|---------------|---------------|---------------|-----------------|
|  | Total                        | 1975 to March 1980 | 1970 to 1974  | 1960 to 1969  | 1940 to 1959  | 1939 or earlier | Total                         | 1975 to March 1980 | 1970 to 1974  | 1960 to 1969  | 1940 to 1959  | 1939 or earlier |
| <b>Occupied housing units</b> .....                      | <b>53 294</b>                | <b>8 064</b>       | <b>7 706</b>  | <b>8 398</b>  | <b>15 500</b> | <b>13 626</b>   | <b>43 184</b>                 | <b>3 641</b>       | <b>7 120</b>  | <b>8 163</b>  | <b>13 402</b> | <b>10 858</b>   |
| <b>HOUSEHOLD TYPE AND AGE OF HOUSEHOLDER</b>             |                              |                    |               |               |               |                 |                               |                    |               |               |               |                 |
| <b>Married-couple families</b> .....                     | <b>41 053</b>                | <b>6 872</b>       | <b>6 095</b>  | <b>6 775</b>  | <b>12 014</b> | <b>9 297</b>    | <b>19 263</b>                 | <b>1 685</b>       | <b>3 241</b>  | <b>3 696</b>  | <b>6 103</b>  | <b>4 538</b>    |
| 15 to 24 years .....                                     | 1 648                        | 464                | 298           | 272           | 415           | 199             | 4 993                         | 583                | 1 135         | 1 045         | 1 435         | 795             |
| 25 to 34 years .....                                     | 11 698                       | 3 399              | 2 293         | 1 610         | 2 766         | 1 630           | 7 780                         | 639                | 1 251         | 1 649         | 2 604         | 1 637           |
| 35 to 44 years .....                                     | 10 285                       | 1 872              | 2 077         | 2 160         | 2 696         | 1 480           | 3 227                         | 253                | 479           | 570           | 1 025         | 900             |
| 45 to 64 years .....                                     | 13 579                       | 1 019              | 1 276         | 2 405         | 4 930         | 3 949           | 2 254                         | 153                | 293           | 268           | 768           | 772             |
| 65 years and over .....                                  | 3 843                        | 118                | 151           | 328           | 1 207         | 2 039           | 1 009                         | 57                 | 83            | 164           | 271           | 434             |
| <b>Male householder, no wife present</b> .....           | <b>4 420</b>                 | <b>540</b>         | <b>593</b>    | <b>616</b>    | <b>1 228</b>  | <b>1 443</b>    | <b>9 505</b>                  | <b>754</b>         | <b>1 440</b>  | <b>1 893</b>  | <b>2 604</b>  | <b>2 814</b>    |
| 15 to 24 years .....                                     | 341                          | 63                 | 72            | 54            | 99            | 53              | 2 632                         | 221                | 467           | 654           | 772           | 518             |
| 25 to 34 years .....                                     | 1 471                        | 291                | 233           | 252           | 298           | 397             | 3 011                         | 279                | 529           | 596           | 782           | 825             |
| 35 to 44 years .....                                     | 752                          | 89                 | 104           | 132           | 258           | 169             | 1 316                         | 129                | 220           | 337           | 352           | 278             |
| 45 to 64 years .....                                     | 1 084                        | 82                 | 145           | 111           | 377           | 369             | 1 698                         | 48                 | 161           | 208           | 504           | 777             |
| 65 years and over .....                                  | 772                          | 15                 | 39            | 67            | 196           | 455             | 848                           | 77                 | 63            | 98            | 194           | 416             |
| <b>Female householder, no husband present</b> .....      | <b>7 821</b>                 | <b>652</b>         | <b>1 018</b>  | <b>1 007</b>  | <b>2 258</b>  | <b>2 886</b>    | <b>14 416</b>                 | <b>1 202</b>       | <b>2 439</b>  | <b>2 574</b>  | <b>4 695</b>  | <b>3 506</b>    |
| 15 to 24 years .....                                     | 246                          | 63                 | 24            | 45            | 60            | 54              | 3 397                         | 319                | 683           | 566           | 1 061         | 768             |
| 25 to 34 years .....                                     | 1 316                        | 277                | 290           | 197           | 313           | 239             | 4 494                         | 415                | 726           | 937           | 1 539         | 877             |
| 35 to 44 years .....                                     | 1 409                        | 174                | 333           | 250           | 322           | 330             | 2 177                         | 118                | 467           | 570           | 710           | 525             |
| 45 to 64 years .....                                     | 3 017                        | 109                | 289           | 411           | 1 009         | 1 199           | 2 522                         | 155                | 317           | 411           | 821           | 818             |
| 65 years and over .....                                  | 1 833                        | 29                 | 82            | 104           | 554           | 1 064           | 1 826                         | 195                | 246           | 303           | 564           | 518             |
| <b>Median age</b> .....                                  | <b>42.8</b>                  | <b>33.7</b>        | <b>37.2</b>   | <b>42.1</b>   | <b>46.5</b>   | <b>53.4</b>     | <b>31.2</b>                   | <b>29.6</b>        | <b>29.0</b>   | <b>29.8</b>   | <b>31.3</b>   | <b>35.0</b>     |
| <b>YEAR HOUSEHOLDER MOVED INTO UNIT</b>                  |                              |                    |               |               |               |                 |                               |                    |               |               |               |                 |
| 1979 to March 1980 .....                                 | 8 829                        | 3 548              | 1 130         | 1 250         | 1 717         | 1 184           | 24 395                        | 2 800              | 4 344         | 5 068         | 7 023         | 5 160           |
| 1975 to 1978 .....                                       | 16 262                       | 4 516              | 2 805         | 2 681         | 3 714         | 2 546           | 12 991                        | 841                | 2 078         | 2 371         | 4 309         | 3 392           |
| 1970 to 1974 .....                                       | 10 168                       | —                  | 3 771         | 1 714         | 2 587         | 2 096           | 3 387                         | —                  | 698           | 533           | 1 031         | 1 125           |
| 1960 to 1969 .....                                       | 9 648                        | —                  | —             | 2 753         | 3 578         | 3 317           | 1 428                         | —                  | —             | 191           | 602           | 635             |
| 1959 or earlier .....                                    | 8 387                        | —                  | —             | —             | 3 904         | 4 483           | 983                           | —                  | —             | —             | 437           | 546             |
| <b>ROOMS</b>   |                              |                    |               |               |               |                 |                               |                    |               |               |               |                 |
| 1 room .....   | 103                          | 16                 | 10            | 25            | 34            | 18              | 1 566                         | 98                 | 217           | 314           | 316           | 621             |
| 2 rooms .....  | 560                          | 53                 | 92            | 95            | 194           | 126             | 3 943                         | 343                | 568           | 842           | 1 029         | 1 161           |
| 3 rooms .....  | 2 042                        | 249                | 284           | 263           | 569           | 677             | 8 667                         | 736                | 1 639         | 1 771         | 2 391         | 2 130           |
| 4 rooms .....  | 7 937                        | 764                | 1 028         | 943           | 2 580         | 2 622           | 14 179                        | 1 283              | 2 372         | 2 909         | 4 665         | 2 950           |
| 5 rooms .....  | 13 072                       | 1 727              | 1 784         | 1 497         | 4 212         | 3 852           | 8 525                         | 663                | 1 378         | 1 378         | 2 857         | 2 249           |
| 6 rooms .....  | 10 246                       | 1 575              | 1 362         | 1 355         | 3 023         | 2 931           | 3 562                         | 269                | 554           | 458           | 1 148         | 1 133           |
| 7 or more rooms .....                                    | 19 334                       | 3 680              | 3 146         | 4 220         | 4 888         | 3 400           | 2 742                         | 249                | 392           | 491           | 996           | 614             |
| <b>Median</b> .....                                      | <b>5.8</b>                   | <b>6.3</b>         | <b>6.0</b>    | <b>6.5</b>    | <b>5.6</b>    | <b>5.4</b>      | <b>4.0</b>                    | <b>4.0</b>         | <b>4.0</b>    | <b>3.9</b>    | <b>4.1</b>    | <b>4.0</b>      |
| <b>PLUMBING FACILITIES BY PERSONS PER ROOM</b>           |                              |                    |               |               |               |                 |                               |                    |               |               |               |                 |
| <b>Complete plumbing for exclusive use</b> .....         | <b>52 657</b>                | <b>8 045</b>       | <b>7 659</b>  | <b>8 338</b>  | <b>15 315</b> | <b>13 300</b>   | <b>41 785</b>                 | <b>3 545</b>       | <b>6 978</b>  | <b>8 015</b>  | <b>13 079</b> | <b>10 168</b>   |
| 0.50 or less .....                                       | 24 116                       | 3 601              | 3 151         | 3 763         | 6 800         | 6 801           | 15 793                        | 1 473              | 2 643         | 3 010         | 4 648         | 4 019           |
| 0.51 to 1.00 .....                                       | 24 608                       | 4 075              | 3 917         | 4 082         | 7 231         | 5 303           | 20 235                        | 1 634              | 3 404         | 3 994         | 6 537         | 4 666           |
| 1.01 to 1.50 .....                                       | 3 270                        | 321                | 488           | 410           | 1 028         | 1 023           | 3 892                         | 284                | 726           | 656           | 1 310         | 916             |
| 1.51 or more .....                                       | 663                          | 48                 | 103           | 83            | 256           | 173             | 1 865                         | 154                | 205           | 355           | 584           | 567             |
| <b>Lacking complete plumbing for exclusive use</b> ..... | <b>637</b>                   | <b>19</b>          | <b>47</b>     | <b>60</b>     | <b>185</b>    | <b>326</b>      | <b>1 399</b>                  | <b>96</b>          | <b>142</b>    | <b>148</b>    | <b>323</b>    | <b>690</b>      |
| 0.50 or less .....                                       | 265                          | 3                  | 17            | 11            | 62            | 172             | 572                           | 37                 | 43            | 57            | 131           | 304             |
| 0.51 to 1.00 .....                                       | 262                          | 1                  | 22            | 35            | 99            | 105             | 586                           | 41                 | 79            | 56            | 107           | 303             |
| 1.01 to 1.50 .....                                       | 85                           | 7                  | 4             | 14            | 18            | 42              | 127                           | 7                  | 9             | 31            | 64            | 16              |
| 1.51 or more .....                                       | 25                           | 8                  | 4             | —             | 6             | 7               | 114                           | 11                 | 11            | 4             | 21            | 67              |
| <b>PERSONS IN UNIT</b>                                   |                              |                    |               |               |               |                 |                               |                    |               |               |               |                 |
| 1 person .....   | 4 498                        | 394                | 510           | 466           | 1 270         | 1 858           | 9 948                         | 778                | 1 618         | 1 939         | 2 634         | 2 979           |
| 2 persons .....  | 10 898                       | 1 377              | 1 208         | 1 438         | 3 330         | 3 545           | 9 843                         | 998                | 1 720         | 1 895         | 2 878         | 2 352           |
| 3 persons .....  | 10 792                       | 1 711              | 1 513         | 1 694         | 3 253         | 2 621           | 8 852                         | 730                | 1 563         | 1 740         | 2 830         | 1 989           |
| 4 persons .....  | 12 379                       | 2 515              | 1 991         | 2 098         | 3 401         | 2 374           | 6 739                         | 514                | 1 064         | 1 288         | 2 303         | 1 570           |
| 5 persons .....  | 7 928                        | 1 223              | 1 478         | 1 496         | 2 257         | 1 474           | 4 019                         | 364                | 640           | 743           | 1 368         | 904             |
| 6 or more persons .....                                  | 6 799                        | 844                | 1 006         | 1 206         | 1 989         | 1 754           | 3 783                         | 257                | 515           | 558           | 1 389         | 1 064           |
| <b>Median</b> .....                                      | <b>3.54</b>                  | <b>3.72</b>        | <b>3.81</b>   | <b>3.79</b>   | <b>3.47</b>   | <b>3.04</b>     | <b>2.70</b>                   | <b>2.56</b>        | <b>2.64</b>   | <b>2.64</b>   | <b>2.92</b>   | <b>2.55</b>     |
| <b>Total persons</b> .....                               | <b>192 777</b>               | <b>30 698</b>      | <b>29 906</b> | <b>32 341</b> | <b>55 203</b> | <b>44 629</b>   | <b>125 548</b>                | <b>9 984</b>       | <b>19 728</b> | <b>22 700</b> | <b>42 067</b> | <b>31 069</b>   |
| <b>UNITS IN STRUCTURE</b>                                |                              |                    |               |               |               |                 |                               |                    |               |               |               |                 |
| 1, detached or attached .....                            | 47 205                       | 6 658              | 5 735         | 7 348         | 14 689        | 12 775          | 17 369                        | 845                | 1 189         | 2 397         | 7 191         | 5 747           |
| 2 .....  | 741                          | 29                 | 28            | 77            | 255           | 352             | 3 486                         | 198                | 346           | 590           | 1 286         | 1 066           |
| 3 and 4 .....  | 567                          | 92                 | 171           | 70            | 73            | 161             | 4 327                         | 425                | 736           | 743           | 1 191         | 1 232           |
| 5 to 9 .....   | 580                          | 89                 | 54            | 80            | 151           | 206             | 4 312                         | 412                | 842           | 752           | 1 221         | 1 085           |
| 10 to 49 .....   | 677                          | 132                | 195           | 95            | 171           | 84              | 9 068                         | 983                | 2 545         | 2 227         | 1 853         | 1 460           |
| 50 or more .....   | 206                          | 32                 | 79            | 53            | 36            | 6               | 3 230                         | 534                | 1 070         | 937           | 469           | 220             |
| Mobile home or trailer, etc. ....                        | 3 318                        | 1 032              | 1 444         | 675           | 125           | 42              | 1 392                         | 244                | 392           | 517           | 191           | 48              |
| <b>SELECTED CHARACTERISTICS</b>                          |                              |                    |               |               |               |                 |                               |                    |               |               |               |                 |
| <b>Heating equipment</b> .....                           | <b>53 260</b>                | <b>8 064</b>       | <b>7 706</b>  | <b>8 392</b>  | <b>15 480</b> | <b>13 618</b>   | <b>43 093</b>                 | <b>3 641</b>       | <b>7 120</b>  | <b>8 157</b>  | <b>13 368</b> | <b>10 807</b>   |
| Steam or hot water system .....                          | 2 801                        | 440                | 379           | 504           | 576           | 902             | 8 666                         | 825                | 1 940         | 1 838         | 1 848         | 2 215           |
| Central warm-air furnace or electric heat pump .....     | 38 760                       | 6 444              | 6 534         | 6 989         | 11 249        | 7 544           | 23 579                        | 2 047              | 4 126         | 4 916         | 7 795         | 4 695           |
| Other built-in electric units .....                      | 1 466                        | 634                | 165           | 148           | 253           | 266             | 2 608                         | 445                | 518           | 571           | 639           | 435             |
| Floor, wall, or pipeless furnace .....                   | 2 259                        | 107                | 147           | 160           | 889           | 956             | 2 303                         | 65                 | 137           | 312           | 907           | 882             |
| Other means .....  | 7 974                        | 439                | 481           | 591           | 2 513         | 3 950           | 5 937                         | 259                | 399           | 520           | 2 179         | 2 580           |
| <b>Air conditioning</b> .....                            | <b>14 451</b>                | <b>2 237</b>       | <b>2 592</b>  | <b>2 413</b>  | <b>4 309</b>  | <b>2 900</b>    | <b>9 834</b>                  | <b>1 444</b>       | <b>3 175</b>  | <b>2 616</b>  | <b>1 543</b>  | <b>1 056</b>    |
| Central system .....                                     | 5 759                        | 1 482              | 1 483         | 1 177         | 1 098         | 519             | 3 769                         | 750                | 1 301         | 1 005         | 409           | 304             |
| 1 or more individual room units .....                    | 8 692                        | 755                | 1 109         | 1 236         | 3 211         | 2 381           | 6 065                         | 694                | 1 874         | 1 611         | 1 134         | 752             |
| <b>House heating fuel</b> .....                          | <b>53 260</b>                | <b>8 064</b>       | <b>7 706</b>  | <b>8 392</b>  | <b>15 480</b> | <b>13 618</b>   | <b>43 093</b>                 | <b>3 641</b>       | <b>7 120</b>  | <b>8 157</b>  | <b>13 368</b> | <b>10 807</b>   |
| Utility gas .....  | 44 980                       | 6 274              | 6 451         | 7 248         | 13 696        | 11 311          | 34 160                        | 2 477              | 5 332         | 6 327         | 11 094        | 8 930           |
| Bottled, tank, or LP gas .....                           | 2 962                        | 448                | 556           | 382           | 621           | 955             | 1 678                         | 115                | 216           | 273           | 471           | 603             |
| Electricity .....  | 3 422                        | 1 172              | 575           | 581           | 641           | 453             | 6 084                         | 973                | 1 433         | 1 383         | 1 488         | 807             |
| Fuel oil, kerosene, etc. ....                            | 96                           | —                  | 4             | 11            | 35            | 46              | 282                           | 13                 | 50            | 82            | 68            | 69              |
| Other .....  | 1 800                        | 170                | 120           | 170           | 487           | 853             | 889                           | 63                 | 89            | 92            | 247           | 398             |
| <b>Income in 1979 below poverty level</b> .....          | <b>6 069</b>                 | <b>367</b>         | <b>700</b>    | <b>683</b>    | <b>1 932</b>  | <b>2 387</b>    | <b>14 312</b>                 | <b>1 080</b>       | <b>2 143</b>  | <b>2 143</b>  | <b>4 742</b>  | <b>4 204</b>    |
| Percent below poverty level .....                        | 11.4                         | 4.6                | 9.1           | 8.1           | 12.5          | 17.5            | 33.1                          | 29.7               | 30.1          | 26.3          | 35.4          | 38.7            |
| <b>HOUSEHOLD INCOME IN 1979</b>                          |                              |                    |               |               |               |                 |                               |                    |               |               |               |                 |
| Less than \$5,000 .....                                  | 4 983                        | 197                | 483           | 498           | 1 611         | 2 194           | 11 914                        | 915                | 1 757         | 1 770         | 3 786</       |                 |

**Table A—65. Units in Structure for Owner- and Renter-Occupied Housing Units With a Spanish Origin Householder: 1980**

[Data are estimates based on a sample, see Introduction. For meaning of symbols, see Introduction. For definitions of terms, see appendixes A and B]

**The State**

|  | Owner-occupied housing units |                              |                 |                              | Renter-occupied housing units |                              |                 |                 |                |                 |                  |                              |
|--|------------------------------|------------------------------|-----------------|------------------------------|-------------------------------|------------------------------|-----------------|-----------------|----------------|-----------------|------------------|------------------------------|
|  | Total                        | 1 unit, detached or attached | 2 or more units | Mobile home or trailer, etc. | Total                         | 1 unit, detached or attached | 2 units         | 3 and 4 units   | 5 to 9 units   | 10 to 49 units  | 50 or more units | Mobile home or trailer, etc. |
| <b>Occupied housing units</b> .....                      | <b>53 294</b>                | <b>47 205</b>                | <b>2 771</b>    | <b>3 318</b>                 | <b>43 184</b>                 | <b>17 369</b>                | <b>3 486</b>    | <b>4 327</b>    | <b>4 312</b>   | <b>9 068</b>    | <b>3 230</b>     | <b>1 392</b>                 |
| Condominium housing units.....                           | 782                          | 260                          | 522             | —                            | 677                           | 123                          | 13              | 69              | 68             | 252             | 152              | —                            |
| <b>HOUSEHOLD TYPE AND AGE OF HOUSEHOLDER</b>             |                              |                              |                 |                              |                               |                              |                 |                 |                |                 |                  |                              |
| <b>Married-couple families</b> .....                     | <b>41 053</b>                | <b>36 892</b>                | <b>1 721</b>    | <b>2 440</b>                 | <b>19 263</b>                 | <b>9 346</b>                 | <b>1 546</b>    | <b>1 947</b>    | <b>1 530</b>   | <b>3 195</b>    | <b>954</b>       | <b>745</b>                   |
| 15 to 24 years.....                                      | 1 648                        | 1 265                        | 60              | 323                          | 4 993                         | 1 701                        | 376             | 559             | 516            | 1 217           | 384              | 240                          |
| 25 to 34 years.....                                      | 11 698                       | 10 279                       | 347             | 1 072                        | 7 780                         | 3 739                        | 675             | 908             | 598            | 1 190           | 352              | 318                          |
| 35 to 44 years.....                                      | 10 285                       | 9 492                        | 359             | 434                          | 3 227                         | 1 837                        | 265             | 279             | 226            | 434             | 86               | 100                          |
| 45 to 64 years.....                                      | 13 579                       | 12 338                       | 740             | 501                          | 2 254                         | 1 465                        | 182             | 125             | 131            | 230             | 54               | 67                           |
| 65 years and over.....                                   | 3 843                        | 3 518                        | 215             | 110                          | 1 009                         | 604                          | 48              | 76              | 59             | 124             | 78               | 20                           |
| <b>Male householder, no wife present</b> .....           | <b>4 420</b>                 | <b>3 523</b>                 | <b>486</b>      | <b>411</b>                   | <b>9 505</b>                  | <b>2 764</b>                 | <b>751</b>      | <b>858</b>      | <b>1 042</b>   | <b>2 921</b>    | <b>901</b>       | <b>268</b>                   |
| 15 to 24 years.....                                      | 341                          | 225                          | 71              | 45                           | 2 632                         | 694                          | 281             | 218             | 306            | 769             | 249              | 115                          |
| 25 to 34 years.....                                      | 1 471                        | 1 155                        | 175             | 141                          | 3 011                         | 982                          | 194             | 275             | 290            | 914             | 285              | 71                           |
| 35 to 44 years.....                                      | 752                          | 629                          | 83              | 40                           | 1 316                         | 348                          | 77              | 91              | 155            | 450             | 165              | 30                           |
| 45 to 64 years.....                                      | 1 084                        | 850                          | 90              | 144                          | 1 698                         | 480                          | 138             | 202             | 203            | 525             | 112              | 38                           |
| 65 years and over.....                                   | 772                          | 664                          | 67              | 41                           | 848                           | 260                          | 61              | 72              | 88             | 263             | 90               | 14                           |
| <b>Female householder, no husband present</b> .....      | <b>7 821</b>                 | <b>6 790</b>                 | <b>564</b>      | <b>467</b>                   | <b>14 416</b>                 | <b>5 259</b>                 | <b>1 189</b>    | <b>1 522</b>    | <b>1 740</b>   | <b>2 952</b>    | <b>1 375</b>     | <b>379</b>                   |
| 15 to 24 years.....                                      | 246                          | 190                          | 21              | 35                           | 3 397                         | 915                          | 308             | 381             | 396            | 949             | 315              | 133                          |
| 25 to 34 years.....                                      | 1 316                        | 1 067                        | 118             | 131                          | 4 494                         | 1 633                        | 356             | 538             | 589            | 920             | 347              | 111                          |
| 35 to 44 years.....                                      | 1 409                        | 1 231                        | 110             | 68                           | 2 177                         | 962                          | 169             | 226             | 232            | 365             | 148              | 75                           |
| 45 to 64 years.....                                      | 3 017                        | 2 693                        | 166             | 158                          | 2 522                         | 1 041                        | 235             | 284             | 275            | 397             | 270              | 20                           |
| 65 years and over.....                                   | 1 833                        | 1 609                        | 149             | 75                           | 1 826                         | 708                          | 121             | 93              | 248            | 321             | 295              | 40                           |
| <b>Median age</b> .....                                  | <b>42.8</b>                  | <b>43.2</b>                  | <b>45.8</b>     | <b>34.3</b>                  | <b>31.2</b>                   | <b>33.2</b>                  | <b>30.2</b>     | <b>29.9</b>     | <b>30.4</b>    | <b>29.3</b>     | <b>30.2</b>      | <b>29.5</b>                  |
| <b>YEAR HOUSEHOLDER MOVED INTO UNIT</b>                  |                              |                              |                 |                              |                               |                              |                 |                 |                |                 |                  |                              |
| 1979 to March 1980.....                                  | 8 829                        | 7 244                        | 550             | 1 035                        | 24 395                        | 8 532                        | 1 946           | 2 582           | 2 325          | 5 956           | 2 037            | 1 017                        |
| 1975 to 1978.....  | 16 262                       | 14 112                       | 780             | 1 370                        | 12 991                        | 5 639                        | 967             | 1 287           | 1 399          | 2 531           | 869              | 299                          |
| 1970 to 1974.....  | 10 168                       | 8 924                        | 491             | 753                          | 3 387                         | 1 673                        | 372             | 304             | 332            | 419             | 230              | 57                           |
| 1960 to 1969.....  | 9 648                        | 9 038                        | 464             | 146                          | 1 428                         | 898                          | 117             | 97              | 170            | 80              | 52               | 14                           |
| 1959 or earlier.....                                     | 8 387                        | 7 887                        | 486             | 14                           | 983                           | 627                          | 84              | 57              | 86             | 82              | 42               | 5                            |
| <b>ROOMS</b>   |                              |                              |                 |                              |                               |                              |                 |                 |                |                 |                  |                              |
| 1 room.....  | 103                          | 44                           | 30              | 29                           | 1 566                         | 156                          | 77              | 103             | 137            | 743             | 319              | 31                           |
| 2 rooms.....   | 560                          | 379                          | 99              | 82                           | 3 943                         | 721                          | 214             | 389             | 538            | 1 481           | 504              | 96                           |
| 3 rooms.....   | 2 042                        | 1 521                        | 204             | 317                          | 8 667                         | 1 923                        | 613             | 914             | 1 046          | 2 857           | 1 078            | 236                          |
| 4 rooms.....   | 7 937                        | 6 107                        | 605             | 1 225                        | 14 179                        | 5 209                        | 1 438           | 1 946           | 1 636          | 2 434           | 866              | 650                          |
| 5 rooms.....   | 13 072                       | 11 222                       | 681             | 1 169                        | 8 525                         | 4 683                        | 731             | 708             | 606            | 1 127           | 342              | 328                          |
| 6 rooms.....   | 10 246                       | 9 514                        | 412             | 320                          | 3 562                         | 2 462                        | 271             | 162             | 238            | 301             | 102              | 26                           |
| 7 or more rooms.....                                     | 19 334                       | 18 418                       | 740             | 176                          | 2 742                         | 2 215                        | 142             | 105             | 111            | 125             | 19               | 25                           |
| <b>Median</b> .....                                      | <b>5.8</b>                   | <b>6.0</b>                   | <b>5.2</b>      | <b>4.5</b>                   | <b>4.0</b>                    | <b>4.6</b>                   | <b>4.1</b>      | <b>3.9</b>      | <b>3.8</b>     | <b>3.3</b>      | <b>3.2</b>       | <b>4.0</b>                   |
| <b>PLUMBING FACILITIES BY PERSONS PER ROOM</b>           |                              |                              |                 |                              |                               |                              |                 |                 |                |                 |                  |                              |
| <b>Complete plumbing for exclusive use</b> .....         | <b>52 657</b>                | <b>46 702</b>                | <b>2 684</b>    | <b>3 271</b>                 | <b>41 785</b>                 | <b>17 020</b>                | <b>3 350</b>    | <b>4 134</b>    | <b>4 105</b>   | <b>8 639</b>    | <b>3 155</b>     | <b>1 382</b>                 |
| 0.50 or less.....  | 24 116                       | 21 652                       | 1 376           | 1 088                        | 15 793                        | 5 936                        | 1 165           | 1 534           | 1 550          | 3 669           | 1 520            | 419                          |
| 0.51 to 1.00.....  | 24 608                       | 21 757                       | 1 049           | 1 802                        | 20 235                        | 8 609                        | 1 719           | 2 028           | 1 934          | 4 045           | 1 290            | 610                          |
| 1.01 to 1.50.....  | 3 270                        | 2 781                        | 205             | 284                          | 3 892                         | 1 836                        | 295             | 401             | 397            | 554             | 195              | 214                          |
| 1.51 or more.....  | 663                          | 512                          | 54              | 97                           | 1 865                         | 639                          | 171             | 171             | 224            | 371             | 150              | 139                          |
| <b>Lacking complete plumbing for exclusive use</b> ..... | <b>637</b>                   | <b>503</b>                   | <b>87</b>       | <b>47</b>                    | <b>1 399</b>                  | <b>349</b>                   | <b>136</b>      | <b>193</b>      | <b>207</b>     | <b>429</b>      | <b>75</b>        | <b>10</b>                    |
| 0.50 or less.....  | 265                          | 230                          | 31              | 4                            | 572                           | 157                          | 70              | 51              | 127            | 143             | 22               | 2                            |
| 0.51 to 1.00.....  | 262                          | 191                          | 47              | 24                           | 586                           | 129                          | 32              | 89              | 43             | 232             | 53               | 8                            |
| 1.01 to 1.50.....  | 85                           | 69                           | 9               | 7                            | 127                           | 46                           | 19              | 23              | 18             | 21              | —                | —                            |
| 1.51 or more.....  | 25                           | 13                           | —               | 12                           | 114                           | 17                           | 15              | 30              | 19             | 33              | —                | —                            |
| <b>BEDROOMS</b>  |                              |                              |                 |                              |                               |                              |                 |                 |                |                 |                  |                              |
| None.....  | 169                          | 87                           | 33              | 49                           | 2 107                         | 257                          | 77              | 146             | 213            | 1 015           | 363              | 36                           |
| 1.....   | 2 360                        | 1 860                        | 317             | 183                          | 12 941                        | 2 917                        | 902             | 1 404           | 1 703          | 4 221           | 1 600            | 194                          |
| 2.....   | 14 293                       | 11 715                       | 1 020           | 1 558                        | 18 346                        | 7 680                        | 1 913           | 2 212           | 1 702          | 3 015           | 1 019            | 805                          |
| 3.....   | 22 360                       | 20 130                       | 748             | 1 482                        | 7 403                         | 4 769                        | 455             | 446             | 560            | 633             | 190              | 350                          |
| 4.....   | 11 074                       | 10 545                       | 495             | 34                           | 1 948                         | 1 358                        | 132             | 107             | 120            | 166             | 58               | 7                            |
| 5 or more.....   | 3 038                        | 2 868                        | 158             | 12                           | 439                           | 388                          | 7               | 12              | 14             | 18              | —                | —                            |
| <b>HOUSEHOLD INCOME IN 1979</b>                          |                              |                              |                 |                              |                               |                              |                 |                 |                |                 |                  |                              |
| Less than \$5,000.....                                   | 4 983                        | 4 319                        | 336             | 328                          | 11 914                        | 4 290                        | 908             | 1 248           | 1 496          | 2 548           | 1 104            | 320                          |
| \$5,000 to \$9,999.....                                  | 6 863                        | 5 951                        | 389             | 523                          | 10 965                        | 4 245                        | 822             | 1 047           | 1 174          | 2 470           | 798              | 409                          |
| \$10,000 to \$14,999.....                                | 4 041                        | 3 431                        | 258             | 352                          | 5 110                         | 1 957                        | 484             | 552             | 458            | 1 103           | 302              | 254                          |
| \$15,000 to \$19,999.....                                | 3 870                        | 3 330                        | 240             | 300                          | 3 897                         | 1 451                        | 341             | 431             | 347            | 877             | 328              | 122                          |
| \$20,000 to \$24,999.....                                | 9 204                        | 8 042                        | 469             | 693                          | 5 517                         | 2 480                        | 498             | 577             | 417            | 1 095           | 327              | 123                          |
| \$25,000 to \$29,999.....                                | 8 750                        | 7 755                        | 393             | 602                          | 3 048                         | 1 311                        | 259             | 282             | 250            | 620             | 198              | 128                          |
| \$30,000 to \$34,999.....                                | 10 135                       | 9 316                        | 393             | 426                          | 1 947                         | 1 177                        | 114             | 137             | 147            | 231             | 114              | 27                           |
| \$35,000 to \$49,999.....                                | 4 370                        | 4 086                        | 215             | 69                           | 653                           | 375                          | 40              | 49              | 16             | 116             | 51               | 6                            |
| \$50,000 or more.....                                    | 1 078                        | 975                          | 78              | 25                           | 133                           | 83                           | 20              | 4               | 7              | 8               | 8                | 3                            |
| <b>Median</b> .....                                      | <b>\$18 767</b>              | <b>\$19 097</b>              | <b>\$16 944</b> | <b>\$16 171</b>              | <b>\$9 378</b>                | <b>\$10 191</b>              | <b>\$10 067</b> | <b>\$9 261</b>  | <b>\$7 430</b> | <b>\$8 980</b>  | <b>\$8 040</b>   | <b>\$9 638</b>               |
| <b>Mean</b> .....  | <b>\$20 005</b>              | <b>\$20 281</b>              | <b>\$19 481</b> | <b>\$16 522</b>              | <b>\$11 016</b>               | <b>\$12 110</b>              | <b>\$11 284</b> | <b>\$10 490</b> | <b>\$9 305</b> | <b>\$10 272</b> | <b>\$10 103</b>  | <b>\$10 591</b>              |
| <b>SELECTED CHARACTERISTICS</b>                          |                              |                              |                 |                              |                               |                              |                 |                 |                |                 |                  |                              |
| <b>Heating equipment</b> .....                           | <b>53 260</b>                | <b>47 177</b>                | <b>2 771</b>    | <b>3 312</b>                 | <b>43 093</b>                 | <b>17 318</b>                | <b>3 486</b>    | <b>4 314</b>    | <b>4 312</b>   | <b>9 044</b>    | <b>3 230</b>     | <b>1 389</b>                 |
| Steam or hot water system.....                           | 2 801                        | 2 487                        | 273             | 41                           | 8 666                         | 1 132                        | 320             | 815             | 1 217          | 3 905           | 1 215            | 62                           |
| Central warm-air furnace or electric heat pump.....      | 38 760                       | 34 401                       | 1 764           | 2 595                        | 23 579                        | 10 561                       | 2 307           | 2 403           | 2 138          | 3 708           | 1 418            | 1 044                        |
| Other built-in electric units.....                       | 1 466                        | 1 276                        | 128             | 62                           | 2 608                         | 649                          | 171             | 301             | 325            | 745             | 382              | 35                           |
| Floor, wall, or pipeless furnace.....                    | 2 259                        | 2 037                        | 122             | 100                          | 2 303                         | 1 229                        | 176             | 304             | 158            | 271             | 103              | 62                           |
| Other means.....   | 7 974                        | 6 976                        | 484             | 514                          | 5 937                         | 3 747                        | 512             | 491             | 474            | 415             | 112              | 186                          |
| <b>Air conditioning</b> .....                            | <b>14 451</b>                | <b>12 190</b>                | <b>939</b>      | <b>1 322</b>                 | <b>9 834</b>                  | <b>2 004</b>                 | <b>295</b>      | <b>475</b>      | <b>830</b>     | <b>4 100</b>    | <b>1 604</b>     | <b>526</b>                   |
| Central system.....                                      | 5 759                        | 4 530                        | 532             | 697                          | 3 769                         | 637                          | 104             | 211             | 304            | 1 474           | 794              | 245                          |
| <b>Vehicles available</b> .....                          | <b>50 359</b>                | <b>44 619</b>                | <b>2 524</b>    | <b>3 216</b>                 | <b>33 139</b>                 | <b>13 988</b>                | <b>2 838</b>    | <b>3 277</b>    | <b>2 987</b>   | <b>6 656</b>    | <b>2 265</b>     | <b>1 128</b>                 |
| 1.....   | 11 282                       | 9 578                        | 767             | 937                          | 20 231                        | 7 416                        | 1 828           | 2 135           | 2 042          | 4 677           | 1 611            | 522                          |
| 2 or more.....   | 39 077                       | 35 041                       | 1 757           | 2 279                        | 12 908                        | 6 572                        | 1 010           | 1 142           | 945            | 1 979           | 654              | 606                          |
| <b>House heating fuel</b> .....                          | <b>53 260</b>                | <b>47 177</b>                | <b>2 771</b>    | <b>3 312</b>                 | <b>43 093</b>                 | <b>17 318</b>                | <b>3 486</b>    | <b>4 314</b>    | <b>4 312</b>   | <b>9 044</b>    | <b>3 230</b>     | <b>1 389</b>                 |
| Utility gas.....   | 44 980                       | 40 409                       | 2 210           | 2 361                        | 34 160                        | 13 952                       | 2 973           | 3 588           | 3 492          | 6 950           | 2 241            | 964                          |
| Bottled, tank, or LP gas.....                            | 2 962                        | 2 081                        | 170             | 711                          | 1 678                         | 1 001                        | 64              | 57              | 100            | 137             | 43               | 276                          |
| Electricity.....   | 3 422                        | 3 036                        | 240             | 146                          | 6 084                         | 1 768                        | 402             | 610             | 606            | 1 741           | 864              | 93                           |
| Fuel oil, kerosene, etc.....                             | 96                           | 77                           | 10              | 9                            | 282                           | 105                          | 18              | 10              | 20             |                 |                  |                              |



Table A-66. Owner- and Renter-Occupied Housing Units With a Spanish Origin Householder by Size of Household: 1980

[Data are estimates based on a sample, see Introduction. For meaning of symbols, see Introduction. For definitions of terms, see appendixes A and B]

| The State   | Total         | 1 person     | 2 persons     | 3 persons     | 4 persons     | 5 persons    | 6 persons    | 7 persons    | 8 or more persons | Median      | Total persons  |
|---|---------------|--------------|---------------|---------------|---------------|--------------|--------------|--------------|-------------------|-------------|----------------|
| <b>Owner-occupied housing units</b> -----                                   | <b>53 294</b> | <b>4 498</b> | <b>10 898</b> | <b>10 792</b> | <b>12 379</b> | <b>7 928</b> | <b>4 026</b> | <b>1 872</b> | <b>901</b>        | <b>3.54</b> | <b>192 777</b> |
| Nonrelatives present -----  | 2 018         | -            | 682           | 442           | 301           | 240          | 164          | 103          | 86                | 3.24        | 7 412          |
| <b>ROOMS</b>  |               |              |               |               |               |              |              |              |                   |             |                |
| 1 to 3 rooms -----  | 2 705         | 681          | 745           | 516           | 503           | 154          | 81           | 14           | 11                | 2.40        | 7 223          |
| 4 rooms -----   | 7 937         | 1 453        | 2 622         | 1 655         | 1 170         | 656          | 247          | 84           | 50                | 2.46        | 22 327         |
| 5 rooms -----   | 13 072        | 1 152        | 3 192         | 2 932         | 2 931         | 1 586        | 801          | 345          | 133               | 3.25        | 44 108         |
| 6 rooms -----   | 10 246        | 597          | 2 077         | 2 133         | 2 488         | 1 553        | 802          | 438          | 158               | 3.63        | 38 457         |
| 7 rooms -----   | 8 418         | 327          | 1 136         | 1 672         | 2 139         | 1 764        | 838          | 357          | 185               | 4.00        | 33 736         |
| 8 or more rooms -----   | 10 916        | 288          | 1 126         | 1 884         | 3 148         | 2 215        | 1 257        | 634          | 364               | 4.19        | 46 926         |
| Median -----  | 5.8           | 4.6          | 5.2           | 5.6           | 6.1           | 6.5          | 6.6          | 6.7          | 7.0               | ...         | ...            |
| <b>PLUMBING FACILITIES BY PERSONS PER ROOM</b>                              |               |              |               |               |               |              |              |              |                   |             |                |
| <b>Complete plumbing for exclusive use</b> -----                            | <b>52 657</b> | <b>4 311</b> | <b>10 730</b> | <b>10 739</b> | <b>12 261</b> | <b>7 883</b> | <b>3 994</b> | <b>1 861</b> | <b>878</b>        | <b>3.54</b> | <b>190 721</b> |
| 1.00 or less -----  | 48 724        | 4 311        | 10 727        | 10 653        | 11 787        | 7 092        | 2 897        | 991          | 266               | 3.38        | 166 752        |
| 1.01 to 1.50 -----  | 3 270         | -            | -             | 76            | 363           | 644          | 1 016        | 772          | 399               | 6.04        | 19 352         |
| 1.51 or more -----  | 663           | -            | 3             | 10            | 111           | 147          | 81           | 98           | 213               | 6.25        | 4 617          |
| <b>Lacking complete plumbing for exclusive use</b> -----                    | <b>637</b>    | <b>187</b>   | <b>168</b>    | <b>53</b>     | <b>118</b>    | <b>45</b>    | <b>32</b>    | <b>11</b>    | <b>23</b>         | <b>2.28</b> | <b>2 056</b>   |
| 1.00 or less -----  | 527           | 187          | 168           | 53            | 118           | 45           | 32           | 11           | 23                | 2.28        | 2 056          |
| 1.01 to 1.50 -----  | 85            | -            | -             | 6             | 19            | 12           | 32           | 11           | 5                 | 5.67        | 494            |
| 1.51 or more -----  | 25            | -            | -             | -             | 10            | 7            | -            | -            | 8                 | 4.86        | 157            |
| <b>UNITS IN STRUCTURE</b>   |               |              |               |               |               |              |              |              |                   |             |                |
| 1, detached or attached -----   | 47 205        | 3 626        | 9 422         | 9 561         | 11 247        | 7 198        | 3 648        | 1 684        | 819               | 3.59        | 170 916        |
| 2 or more -----   | 2 771         | 487          | 706           | 475           | 447           | 285          | 231          | 89           | 51                | 2.91        | 10 087         |
| Mobile home or trailer, etc. -----  | 3 318         | 385          | 770           | 756           | 685           | 445          | 147          | 99           | 31                | 3.17        | 11 774         |
| <b>VALUE</b>  |               |              |               |               |               |              |              |              |                   |             |                |
| <b>Specified owner-occupied housing units</b> -----                         | <b>44 077</b> | <b>3 331</b> | <b>8 716</b>  | <b>8 843</b>  | <b>10 575</b> | <b>6 893</b> | <b>3 408</b> | <b>1 545</b> | <b>766</b>        | <b>3.61</b> | <b>159 278</b> |
| Less than \$10,000 -----  | 1 576         | 415          | 444           | 269           | 211           | 117          | 64           | 31           | 25                | 2.34        | 4 394          |
| \$10,000 to \$19,999 -----  | 3 301         | 527          | 940           | 641           | 425           | 371          | 206          | 134          | 57                | 2.79        | 10 201         |
| \$20,000 to \$29,999 -----  | 5 400         | 606          | 1 347         | 977           | 1 061         | 626          | 463          | 189          | 131               | 3.26        | 18 156         |
| \$30,000 to \$39,999 -----  | 6 075         | 503          | 1 261         | 1 278         | 1 434         | 825          | 399          | 240          | 135               | 3.50        | 21 296         |
| \$40,000 to \$49,999 -----  | 7 562         | 477          | 1 477         | 1 571         | 1 737         | 1 357        | 586          | 237          | 120               | 3.65        | 27 079         |
| \$50,000 to \$59,999 -----  | 6 595         | 285          | 1 204         | 1 376         | 1 681         | 1 141        | 540          | 304          | 64                | 3.76        | 25 375         |
| \$60,000 to \$79,999 -----  | 9 851         | 417          | 1 536         | 2 003         | 2 848         | 1 763        | 853          | 302          | 129               | 3.84        | 37 634         |
| \$80,000 to \$99,999 -----  | 2 461         | 66           | 328           | 474           | 831           | 463          | 202          | 53           | 44                | 3.94        | 9 928          |
| \$100,000 to \$149,999 -----  | 1 046         | 31           | 152           | 204           | 299           | 194          | 85           | 30           | 51                | 3.95        | 4 246          |
| \$150,000 or more -----   | 210           | 4            | 27            | 50            | 48            | 36           | 10           | 25           | 10                | 4.00        | 969            |
| Median -----  | \$47 600      | \$32 600     | \$42 600      | \$48 100      | \$52 300      | \$51 200     | \$49 700     | \$48 100     | \$42 800          | ...         | ...            |
| <b>SELECTED CHARACTERISTICS</b>   |               |              |               |               |               |              |              |              |                   |             |                |
| <b>All income levels in 1979</b> -----                                      | <b>53 294</b> | <b>4 498</b> | <b>10 898</b> | <b>10 792</b> | <b>12 379</b> | <b>7 928</b> | <b>4 026</b> | <b>1 872</b> | <b>901</b>        | <b>3.54</b> | <b>192 777</b> |
| Median income -----   | \$18 767      | \$6 200      | \$14 524      | \$18 805      | \$20 889      | \$21 593     | \$21 396     | \$21 985     | \$25 848          | ...         | ...            |
| Median selected monthly owner costs as percentage of household income ----- | 20.2          | 31.1         | 19.5          | 19.3          | 20.7          | 19.8         | 18.9         | 18.1         | 15.3              | ...         | ...            |
| With a mortgage -----   | 22.5          | 35.2         | 23.0          | 22.7          | 22.4          | 21.6         | 20.2         | 20.0         | 17.9              | ...         | ...            |
| Not mortgaged -----   | 12.6          | 28.1         | 14.3          | 10.8          | 10--          | 10--         | 10--         | 10--         | 10--              | ...         | ...            |
| <b>Income in 1979 below poverty level</b> -----                             | <b>6 069</b>  | <b>1 385</b> | <b>1 106</b>  | <b>899</b>    | <b>984</b>    | <b>703</b>   | <b>572</b>   | <b>243</b>   | <b>177</b>        | <b>3.10</b> | <b>...</b>     |
| Median income -----   | \$3 953       | \$2 966      | \$3 496       | \$3 734       | \$4 637       | \$5 795      | \$6 073      | \$7 326      | \$8 790           | ...         | ...            |
| Median selected monthly owner costs as percentage of household income ----- | 48.8          | 50+          | 43.6          | 50+           | 50+           | 50+          | 47.0         | 36.6         | 31.0              | ...         | ...            |
| With a mortgage -----   | 50+           | 50+          | 50+           | 50+           | 50+           | 50+          | 50+          | 39.5         | 44.3              | ...         | ...            |
| Not mortgaged -----   | 33.0          | 41.1         | 33.4          | 32.6          | 30.1          | 20.6         | 24.1         | 21.8         | 14.9              | ...         | ...            |
| <b>Renter-occupied housing units</b> -----                                  | <b>43 184</b> | <b>9 948</b> | <b>9 843</b>  | <b>8 852</b>  | <b>6 739</b>  | <b>4 019</b> | <b>1 852</b> | <b>1 240</b> | <b>691</b>        | <b>2.70</b> | <b>125 548</b> |
| Nonrelatives present -----  | 5 078         | -            | 2 482         | 1 178         | 634           | 425          | 166          | 106          | 87                | 2.55        | 15 222         |
| <b>ROOMS</b>  |               |              |               |               |               |              |              |              |                   |             |                |
| 1 room -----  | 1 566         | 1 071        | 320           | 117           | 36            | 17           | -            | 5            | -                 | 1.23        | 2 339          |
| 2 rooms -----   | 3 943         | 2 070        | 907           | 497           | 238           | 146          | 31           | 28           | 26                | 1.45        | 7 529          |
| 3 rooms -----   | 8 667         | 3 669        | 2 601         | 1 362         | 583           | 236          | 92           | 87           | 37                | 1.76        | 17 357         |
| 4 rooms -----   | 14 179        | 2 211        | 3 856         | 3 833         | 2 455         | 1 071        | 393          | 218          | 142               | 2.77        | 40 288         |
| 5 rooms -----   | 8 525         | 599          | 1 459         | 1 920         | 2 030         | 1 378        | 648          | 335          | 156               | 3.64        | 31 076         |
| 6 rooms -----   | 3 562         | 216          | 469           | 616           | 753           | 712          | 407          | 235          | 154               | 4.14        | 14 891         |
| 7 or more rooms -----   | 2 742         | 112          | 231           | 507           | 644           | 459          | 281          | 332          | 176               | 4.31        | 12 068         |
| Median -----  | 4.0           | 3.0          | 3.8           | 4.1           | 4.5           | 4.9          | 5.1          | 5.3          | 5.4               | ...         | ...            |
| <b>PLUMBING FACILITIES BY PERSONS PER ROOM</b>                              |               |              |               |               |               |              |              |              |                   |             |                |
| <b>Complete plumbing for exclusive use</b> -----                            | <b>41 785</b> | <b>9 356</b> | <b>9 513</b>  | <b>8 618</b>  | <b>6 665</b>  | <b>3 942</b> | <b>1 798</b> | <b>1 225</b> | <b>668</b>        | <b>2.73</b> | <b>122 510</b> |
| 1.00 or less -----  | 36 028        | 9 356        | 9 256         | 8 025         | 5 829         | 2 516        | 688          | 332          | 26                | 2.44        | 91 823         |
| 1.01 to 1.50 -----  | 3 892         | -            | -             | 487           | 566           | 1 037        | 987          | 558          | 257               | 5.36        | 20 616         |
| 1.51 or more -----  | 1 865         | -            | 257           | 106           | 270           | 389          | 123          | 335          | 385               | 5.27        | 10 071         |
| <b>Lacking complete plumbing for exclusive use</b> -----                    | <b>1 399</b>  | <b>592</b>   | <b>330</b>    | <b>234</b>    | <b>74</b>     | <b>77</b>    | <b>54</b>    | <b>15</b>    | <b>23</b>         | <b>1.83</b> | <b>3 038</b>   |
| 1.00 or less -----  | 1 158         | 592          | 267           | 213           | 53            | 33           | -            | -            | -                 | 1.48        | 2 123          |
| 1.01 to 1.50 -----  | 127           | -            | -             | 10            | 17            | 34           | 54           | 12           | -                 | 5.55        | 544            |
| 1.51 or more -----  | 114           | -            | 63            | 11            | 4             | 10           | -            | 3            | 23                | 2.40        | 371            |
| <b>UNITS IN STRUCTURE</b>   |               |              |               |               |               |              |              |              |                   |             |                |
| 1, detached or attached -----   | 17 369        | 2 498        | 3 212         | 3 809         | 3 310         | 2 157        | 1 252        | 741          | 390               | 3.28        | 59 419         |
| 2 -----   | 3 486         | 622          | 800           | 892           | 594           | 303          | 123          | 93           | 59                | 2.86        | 10 586         |
| 3 and 4 -----   | 4 327         | 869          | 1 080         | 1 024         | 721           | 308          | 144          | 95           | 86                | 2.71        | 12 398         |
| 5 to 9 -----  | 4 312         | 1 208        | 880           | 892           | 635           | 457          | 97           | 79           | 64                | 2.58        | 11 703         |
| 10 to 49 -----  | 9 068         | 3 181        | 2 651         | 1 459         | 984           | 533          | 121          | 104          | 35                | 2.01        | 20 007         |
| 50 or more -----  | 3 230         | 1 363        | 933           | 431           | 267           | 101          | 50           | 62           | 23                | 1.77        | 7 043          |
| Mobile home or trailer, etc. -----  | 1 392         | 207          | 287           | 345           | 228           | 160          | 65           | 66           | 34                | 3.09        | 4 392          |
| <b>GROSS RENT</b>   |               |              |               |               |               |              |              |              |                   |             |                |
| <b>Specified renter-occupied housing units</b> -----                        | <b>41 466</b> | <b>9 707</b> | <b>9 558</b>  | <b>8 541</b>  | <b>6 313</b>  | <b>3 858</b> | <b>1 751</b> | <b>1 083</b> | <b>655</b>        | <b>2.67</b> | <b>119 581</b> |
| Less than \$100 -----   | 4 088         | 1 828        | 740           | 558           | 465           | 282          | 86           | 101          | 28                | 1.79        | 9 760          |
| \$100 to \$149 -----  | 4 543         | 1 675        | 1 148         | 571           | 453           | 343          | 183          | 115          | 55                | 2.02        | 11 259         |
| \$150 to \$199 -----  | 7 477         | 2 083        | 1 964         | 1 400         | 1 080         | 410          | 304          | 107          | 129               | 2.34        | 19 877         |
| \$200 to \$249 -----  | 9 163         | 2 049        | 2 257         | 2 073         | 1 370         | 768          | 324          | 209          | 113               | 2.63        | 25 671         |
| \$250 to \$299 -----  | 6 377         | 1 105        | 1 550         | 1 626         | 1 006         | 669          | 224          | 124          | 73                | 2.83        | 18 723         |
| \$300 to \$349 -----  | 3 874         | 435          | 800           | 954           | 769           | 464          | 164          | 187          | 101               | 3.24        | 13 038         |
| \$350 to \$399 -----  | 1 715         | 86           | 367           | 427           | 346           | 240          | 98           | 98           | 53                | 3.45        | 6 079          |
| \$400 to \$499 -----  | 2 070         | 112          | 361           | 539           | 367           | 365          | 203          | 70           | 53                | 3.56        | 7 619          |
| \$500 or more -----   | 785           | 30           | 108           | 150           | 220           | 154          | 79           | 28           | 16                | 3.97        | 3 143          |
| No cash rent -----  | 1 374         | 304          | 263           | 243           | 237           | 163          | 86           | 44           | 34                | 2.99        | 4 412          |
| Median -----  | \$220         | \$178        | \$217         | \$238         | \$238         | \$254        | \$240        | \$247        | \$243             | ...         | ...            |
| <b>SELECTED CHARACTERISTICS</b>   |               |              |               |               |               |              |              |              |                   |             |                |
| <b>All income levels in 1979</b> -----                                      | <b>43 184</b> | <b>9 948</b> | <b>9 843</b>  | <b>8 852</b>  | <b>6 739</b>  | <b>4 019</b> | <b>1 852</b> | <b>1 240</b> | <b>691</b>        | <b>2.70</b> | <b>125 548</b> |
| Median income -----   | \$9 378       | \$5 836      | \$9 270       | \$10 076      | \$11 079      | \$10 872     | \$12 380     | \$11 856     | \$13 926          | ...         | ...            |
| Median gross rent as percentage of household income -----                   | 27.2          | 29.5         | 26.7          | 27.5          | 25.7          | 27.3         | 24.8         | 22.3         | 22.4              | ...         | ...            |
| <b>Income in 1979 below poverty level</b> -----                             | <b>14 312</b> | <b>3 482</b> | <b>2 761</b>  | <b>2 691</b>  | <b>2 121</b>  | <b>1 623</b> | <b>675</b>   | <b>632</b>   | <b>327</b>        | <b>2.84</b> | <b>...</b>     |
| Median income -----   | \$3 527       | \$2 709      | \$2 981       | \$3 468       | \$3 972       | \$5 441      | \$5 864      | \$6 905      | \$7 639           | ...         | ...            |
| Median gross rent as percentage of household income -----                   | 50+           | 50+          | 50+           | 50+           | 50+           | 47.9         | 38.1         | 42.4         | 34.2              | ...         | ...            |

Table A—67. Household Composition and Age of Householder for Owner- and Renter-Occupied Housing Units With a Spanish Origin Householder: 1980

[Data are estimates based on a sample, see introduction. For meaning of symbols, see introduction. For definitions of terms, see appendices A and B]

| The State   | Married-couple families |                |                |                |                   | Male householder, no wife present |                |                |                |                   | Female householder, no husband present |                |                |                |                   | Median age |
|---|-------------------------|----------------|----------------|----------------|-------------------|-----------------------------------|----------------|----------------|----------------|-------------------|--|----------------|----------------|----------------|-------------------|------------|
|   | 15 to 24 years          | 25 to 34 years | 35 to 44 years | 45 to 64 years | 65 years and over | 15 to 24 years                    | 25 to 34 years | 35 to 44 years | 45 to 64 years | 65 years and over | 15 to 24 years                         | 25 to 34 years | 35 to 44 years | 45 to 64 years | 65 years and over |            |
| <b>Owner-occupied housing units</b>   |                         |                |                |                |                   |                                   |                |                |                |                   |  |                |                |                |                   |            |
| <b>PERSONS IN UNIT</b>  |                         |                |                |                |                   |                                   |                |                |                |                   |  |                |                |                |                   |            |
| 1 person  | 4 498                   | 1 279          | 452            | 3 234          | 2 452             | 196                               | 717            | 273            | 420            | 496               | 85                                     | 185            | 132            | 942            | 1 052             |            |
| 2 persons   | 10 898                  | 2 424          | 1 341          | 3 351          | 2 824             | 77                                | 400            | 164            | 262            | 175               | 88                                     | 335            | 225            | 810            | 461               |            |
| 3 persons   | 10 792                  | 4 659          | 2 884          | 2 904          | 2 824             | 35                                | 167            | 111            | 208            | 48                | 19                                     | 399            | 359            | 673            | 189               |            |
| 4 persons   | 12 379                  | 2 284          | 1 904          | 1 904          | 1 555             | 18                                | 116            | 117            | 92             | 22                | 26                                     | 293            | 280            | 244            | 14                |            |
| 5 persons   | 6 799                   | 303            | 396            | 2 367          | 1 443             | 11                                | 46             | 61             | 38             | 9                 | 16                                     | 117            | 204            | 125            | 40                |            |
| 6 or more persons   | 354                     | 5 187          | 46 661         | 52 657         | 9 701             | 4                                 | 25             | 26             | 64             | 22                | 12                                     | 196            | 187            | 28             | 42.9              |            |
| Median  | 3.54                    | 3.03           | 3.96           | 3.58           | 2.28              | 1.37                              | 1.55           | 2.13           | 1.97           | 1.28              | 1.93                                   | 2.85           | 3.47           | 2.20           | 1.37              |            |
| Total persons   | 192 777                 | 5 187          | 46 661         | 52 657         | 9 701             | 725                               | 2 869          | 1 848          | 2 621          | 1 249             | 529                                    | 3 888          | 5 100          | 7 515          | 3 105             |            |
| <b>PLUMBING FACILITIES BY PERSONS PER ROOM</b>  |                         |                |                |                |                   |                                   |                |                |                |                   |  |                |                |                |                   |            |
| Complete plumbing for exclusive use   | 52 657                  | 1 640          | 11 626         | 10 250         | 3 777             | 341                               | 1 453          | 744            | 1 032          | 657               | 243                                    | 1 316          | 1 401          | 2 967          | 1 771             |            |
| 1.01 or more persons per room   | 3 933                   | 43             | 878            | 1 222          | 78                | 15                                | 23             | 29             | 50             | 16                | 10                                     | 53             | 88             | 154            | 32                |            |
| Lacking complete plumbing for exclusive use   | 110                     | 8              | 72             | 35             | 66                | —                                 | 18             | 8              | 52             | 115               | 3                                      | —              | —              | 50             | 62                |            |
| 1.01 or more persons per room   | —                       | 4              | 43             | 16             | 12                | —                                 | —              | 4              | —              | —                 | —                                      | —              | —              | 10             | —                 |            |
| <b>MORTGAGE STATUS AND SELECTED MONTHLY OWNER COSTS AS PERCENTAGE OF HOUSEHOLD INCOME IN 1979</b> |                         |                |                |                |                   |                                   |                |                |                |                   |  |                |                |                |                   |            |
| <b>Specified owner-occupied housing units</b>   |                         |                |                |                |                   |                                   |                |                |                |                   |  |                |                |                |                   |            |
| With a mortgage   | 44 077                  | 1 220          | 9 765          | 8 929          | 3 231             | 206                               | 1 035          | 606            | 792            | 594               | 172                                    | 1 021          | 1 109          | 2 525          | 1 511             |            |
| Less than 15 percent  | 32 663                  | 1 102          | 7 149          | 7 994          | 2 764             | 146                               | 868            | 556            | 505            | 120               | 132                                    | 893            | 937            | 1 277          | 342               |            |
| 15 to 19 percent  | 6 128                   | 103            | 1 096          | 2 063          | 1 64              | 11                                | 123            | 123            | 112            | 32                | 12                                     | 47             | 91             | 224            | 34                |            |
| 20 to 24 percent  | 5 369                   | 164            | 1 673          | 1 790          | 1 24              | 32                                | 168            | 93             | 104            | —                 | 16                                     | 66             | 115            | 150            | 39.1              |            |
| 25 to 29 percent  | 4 238                   | 282            | 1 858          | 1 405          | 1 61              | 15                                | 157            | 86             | 101            | —                 | 3                                      | 70             | 120            | 129            | 17                |            |
| 30 to 34 percent  | 2 687                   | 191            | 1 675          | 999            | 72                | 25                                | 142            | 77             | 38             | 15                | —                                      | 140            | 91             | 141            | 27                |            |
| 35 percent or more  | 6 147                   | 247            | 1 800          | 1 145          | 287               | 20                                | 64             | 51             | 38             | 4                 | 80                                     | 461            | 382            | 532            | 240               |            |
| Median  | 22.5                    | 25.1           | 24.8           | 20.5           | 24.7              | 28.0                              | 24.6           | 23.6           | 21.5           | 36.7              | 50.1                                   | 36.2           | 31.8           | 29.3           | 46.3              |            |
| <b>Not mortgaged</b>  | 11 414                  | 118            | 616            | 935            | 2 353             | 60                                | 167            | 50             | 287            | 474               | 40                                     | 128            | 172            | 1 248          | 1 169             |            |
| Less than 10 percent  | 4 429                   | 64             | 328            | 619            | 522               | 28                                | 80             | 19             | 119            | 80                | 15                                     | 49             | 28             | 250            | 123               |            |
| 10 to 14 percent  | 2 310                   | 6              | 151            | 148            | 600               | 10                                | 40             | 16             | 57             | 87                | 8                                      | 41             | 63             | 211            | 175               |            |
| 15 to 19 percent  | 1 282                   | 20             | 64             | 59             | 417               | 12                                | 4              | 4              | 26             | 73                | 2                                      | 9              | 20             | 129            | 111               |            |
| 20 to 24 percent  | 933                     | 15             | 28             | 59             | 320               | 3                                 | 17             | 2              | 10             | 33                | 3                                      | 17             | 3              | 150            | 130               |            |
| 25 to 29 percent  | 614                     | —              | 9              | 10             | 179               | 3                                 | 16             | —              | 18             | 90                | —                                      | 6              | 13             | 68             | 96                |            |
| 30 to 34 percent  | 507                     | —              | 8              | 15             | 111               | 7                                 | —              | —              | 10             | 27                | —                                      | —              | 24             | 88             | 141               |            |
| 35 percent or more  | 1 221                   | 13             | 24             | 14             | 176               | —                                 | —              | 9              | 45             | 84                | —                                      | 6              | 21             | 321            | 364               |            |
| Not computed  | 118                     | —              | 4              | 11             | 28                | —                                 | 3              | —              | 2              | —                 | 8                                      | —              | —              | 31             | 29                |            |
| Median  | 12.6                    | 10.0           | 10.0           | 10.0           | 15.5              | 11.0                              | 10.2           | 11.9           | 12.1           | 19.8              | 10.6                                   | 11.8           | 14.6           | 20.6           | 26.6              |            |
| <b>Renter-occupied housing units</b>  |                         |                |                |                |                   |                                   |                |                |                |                   |  |                |                |                |                   |            |
| <b>PERSONS IN UNIT</b>  |                         |                |                |                |                   |                                   |                |                |                |                   |  |                |                |                |                   |            |
| 1 person  | 9 948                   | 1 448          | 993            | 288            | 681               | 1 240                             | 1 669          | 675            | 1 181          | 705               | 787                                    | 930            | 320            | 1 002          | 1 439             |            |
| 2 persons   | 9 843                   | 2 015          | 1 919          | 476            | 152               | 897                               | 780            | 279            | 248            | 76                | 1 477                                  | 1 077          | 313            | 541            | 273               |            |
| 3 persons   | 8 852                   | 1 062          | 2 519          | 645            | 48                | 318                               | 334            | 140            | 146            | 32                | 692                                    | 1 160          | 410            | 477            | 82                |            |
| 4 persons   | 6 739                   | 331            | 1 486          | 751            | 44                | 108                               | 136            | 121            | 76             | 30                | 294                                    | 591            | 402            | 244            | 14                |            |
| 5 persons   | 4 019                   | 137            | 863            | 1 067          | 48                | 54                                | 59             | 19             | 34             | —                 | 109                                    | 421            | 352            | 89             | 12                |            |
| 6 or more persons   | 3 783                   | 302            | 3 006          | 4 777          | 84                | 15                                | 33             | 82             | 13             | 5                 | 38                                     | 315            | 380            | 169            | 6                 |            |
| Median  | 2.70                    | 3.02           | 3.89           | 3.84           | 2.22              | 1.38                              | 1.40           | 1.47           | 1.22           | 1.10              | 2.12                                   | 2.71           | 3.61           | 1.98           | 1.13              |            |
| Total persons   | 125 548                 | 15 023         | 30 006         | 15 097         | 2 532             | 4 566                             | 5 322          | 2 641          | 2 586          | 1 122             | 7 461                                  | 12 857         | 8 119          | 5 929          | 2 438             |            |
| <b>PLUMBING FACILITIES BY PERSONS PER ROOM</b>  |                         |                |                |                |                   |                                   |                |                |                |                   |  |                |                |                |                   |            |
| Complete plumbing for exclusive use   | 41 785                  | 4 864          | 7 679          | 3 105          | 971               | 2 559                             | 2 863          | 1 264          | 1 484          | 727               | 3 269                                  | 4 432          | 2 151          | 2 462          | 1 783             |            |
| 1.01 or more persons per room   | 5 757                   | 838            | 1 576          | 1 094          | 71                | 132                               | 115            | 80             | 65             | 5                 | 187                                    | 435            | 415            | 189            | 17                |            |
| Lacking complete plumbing for exclusive use   | 1 399                   | 129            | 101            | 122            | 38                | 73                                | 148            | 52             | 214            | 121               | 128                                    | 62             | 26             | 60             | 43                |            |
| 1.01 or more persons per room   | 241                     | 27             | 19             | 84             | 7                 | 9                                 | 8              | —              | 21             | —                 | 7                                      | 10             | 9              | 6              | —                 |            |
| <b>GROSS RENT AS PERCENTAGE OF HOUSEHOLD INCOME IN 1979</b>                                       |                         |                |                |                |                   |                                   |                |                |                |                   |  |                |                |                |                   |            |
| <b>Specified renter-occupied housing units</b>  |                         |                |                |                |                   |                                   |                |                |                |                   |  |                |                |                |                   |            |
| Less than 15 percent  | 41 466                  | 4 825          | 7 449          | 3 030          | 928               | 2 596                             | 2 967          | 1 273          | 1 632          | 819               | 3 352                                  | 4 329          | 2 101          | 2 448          | 1 737             |            |
| 15 to 19 percent  | 6 021                   | 592            | 1 346          | 580            | 149               | 247                               | 562            | 370            | 413            | 73                | 254                                    | 236            | 286            | 371            | 82                |            |
| 20 to 24 percent  | 6 167                   | 778            | 1 398          | 581            | 82                | 389                               | 621            | 228            | 268            | 141               | 285                                    | 494            | 250            | 326            | 175               |            |
| 25 to 29 percent  | 5 527                   | 726            | 1 102          | 491            | 127               | 414                               | 383            | 190            | 167            | 103               | 293                                    | 493            | 193            | 297            | 297               |            |
| 30 to 34 percent  | 4 448                   | 535            | 929            | 253            | 136               | 270                               | 349            | 97             | 125            | 94                | 270                                    | 529            | 265            | 236            | 128               |            |
| 35 to 49 percent  | 3 199                   | 462            | 597            | 213            | 44                | 211                               | 222            | 152            | 102            | 46                | 267                                    | 333            | 187            | 132            | 97                |            |
| 50 percent or more  | 5 346                   | 759            | 896            | 312            | 193               | 352                               | 325            | 84             | 143            | 158               | 354                                    | 616            | 313            | 372            | 252               |            |
| Not computed  | 8 588                   | 827            | 883            | 339            | 60                | 569                               | 389            | 98             | 296            | 123               | 1 417                                  | 522            | 705            | 580            | 29.7              |            |
| Median  | 2 170                   | 146            | 298            | 261            | 179               | 144                               | 116            | 54             | 118            | 81                | 212                                    | 216            | 85             | 67             | 34.2              |            |
| Total persons   | 27.2                    | 27.3           | 23.8           | 22.3           | 27.7              | 28.3                              | 23.2           | 20.3           | 22.3           | 27.8              | 41.8                                   | 34.6           | 30.4           | 30.7           | 36.8              |            |

Table A — 68. Age and Sex of Householder in One-Person Households for Owner- and Renter-Occupied Housing Units With a Spanish Origin Householder: 1980

[Data are estimates based on a sample, see Introduction. For meaning of symbols, see Introduction. For definitions of terms, see appendixes A and B.]

| The State   | Male householder |                |                |                |                |                   | Female householder |                |                |                |                |                   |         |
|---|------------------|----------------|----------------|----------------|----------------|-------------------|--------------------|----------------|----------------|----------------|----------------|-------------------|---------|
|   | Total            | 15 to 24 years | 25 to 34 years | 35 to 44 years | 45 to 64 years | 65 years and over | Total              | 15 to 24 years | 25 to 34 years | 35 to 44 years | 45 to 64 years | 65 years and over |         |
| <b>Owner-occupied housing units</b>   | 4 498            | 2 102          | 196            | 717            | 273            | 420               | 496                | 2 396          | 85             | 185            | 132            | 942               | 1 052   |
| <b>PLUMBING FACILITIES</b>  |                  |                |                |                |                |                   |                    |                |                |                |                |                   |         |
| Complete plumbing for exclusive use   | 4 311            | 1 964          | 196            | 709            | 271            | 380               | 408                | 2 347          | 85             | 185            | 127            | 931               | 1 019   |
| Lacking complete plumbing for exclusive use                                   | 187              | 138            | —              | 8              | 2              | 40                | 88                 | 49             | —              | —              | 5              | 11                | 33      |
| <b>UNITS IN STRUCTURE</b>   |                  |                |                |                |                |                   |                    |                |                |                |                |                   |         |
| 1, detached or attached   | 3 626            | 1 635          | 129            | 530            | 204            | 324               | 448                | 1 991          | 60             | 138            | 97             | 781               | 915     |
| 2 or more   | 487              | 248            | 45             | 100            | 49             | 30                | 24                 | 239            | 17             | 31             | 28             | 82                | 81      |
| Mobile home or trailer, etc.  | 385              | 219            | 22             | 87             | 20             | 66                | 24                 | 166            | 8              | 16             | 7              | 79                | 56      |
| <b>HOUSEHOLD INCOME IN 1979</b>   |                  |                |                |                |                |                   |                    |                |                |                |                |                   |         |
| Less than \$5,000   | 1 996            | 585            | 31             | 84             | 41             | 123               | 306                | 1 411          | 32             | 33             | 29             | 483               | 834     |
| \$5,000 to \$9,999  | 810              | 318            | 39             | 87             | 15             | 44                | 133                | 492            | 12             | 8              | 26             | 261               | 185     |
| \$10,000 to \$12,499  | 358              | 192            | 35             | 63             | 15             | 35                | 44                 | 166            | 12             | 26             | 41             | 67                | 20      |
| \$12,500 to \$14,999  | 265              | 134            | 17             | 70             | 11             | 36                | —                  | 131            | 9              | 35             | 10             | 71                | 6       |
| \$15,000 to \$19,999  | 544              | 404            | 44             | 187            | 78             | 92                | 3                  | 140            | 20             | 51             | 18             | 49                | 2       |
| \$20,000 to \$24,999  | 287              | 260            | 21             | 146            | 49             | 44                | —                  | 27             | —              | 19             | 8              | —                 | —       |
| \$25,000 to \$34,999  | 178              | 155            | 9              | 58             | 53             | 35                | —                  | 23             | —              | 13             | —              | 5                 | 5       |
| \$35,000 to \$49,999  | 44               | 44             | —              | 12             | 11             | 11                | 10                 | —              | —              | —              | —              | —                 | —       |
| \$50,000 or more  | 16               | 10             | —              | 10             | —              | —                 | —                  | 6              | —              | —              | —              | 6                 | —       |
| Median  | \$6 200          | \$11 927       | \$12 000       | \$16 465       | \$18 321       | \$13 056          | \$4 422            | \$4 483        | \$7 188        | \$14 321       | \$10 671       | \$4 907           | \$3 823 |
| Mean  | \$9 606          | \$13 038       | \$12 282       | \$16 210       | \$18 295       | \$12 940          | \$5 940            | \$6 595        | \$8 511        | \$13 901       | \$9 983        | \$7 374           | \$4 032 |
| <b>MORTGAGE STATUS AND SELECTED MONTHLY OWNER COSTS</b>                       |                  |                |                |                |                |                   |                    |                |                |                |                |                   |         |
| <b>Specified owner-occupied housing units</b>                                 | 3 331            | 1 473          | 114            | 473            | 189            | 303               | 394                | 1 858          | 42             | 119            | 81             | 747               | 869     |
| <b>With a mortgage</b>  | 1 510            | 865            | 67             | 380            | 171            | 182               | 65                 | 645            | 42             | 102            | 59             | 262               | 180     |
| Less than \$200   | 295              | 103            | —              | 8              | 33             | 24                | 38                 | 192            | 8              | —              | 2              | 113               | 69      |
| \$200 to \$249  | 181              | 87             | —              | 20             | 26             | 38                | 3                  | 94             | —              | 8              | 16             | 34                | 36      |
| \$250 to \$299  | 176              | 98             | —              | 57             | 21             | 14                | 6                  | 78             | 2              | 19             | 7              | 30                | 20      |
| \$300 to \$349  | 202              | 131            | 20             | 50             | 20             | 41                | —                  | 71             | —              | —              | 13             | 35                | 23      |
| \$350 to \$399  | 213              | 139            | 13             | 55             | 30             | 31                | 10                 | 74             | 9              | 22             | 10             | 27                | 6       |
| \$400 to \$499  | 182              | 145            | 29             | 74             | 17             | 17                | 8                  | 37             | 8              | 17             | —              | 6                 | 6       |
| \$500 to \$599  | 127              | 69             | 5              | 43             | 10             | 11                | —                  | 58             | 15             | 21             | 6              | —                 | 16      |
| \$600 to \$749  | 108              | 82             | —              | 62             | 14             | 6                 | —                  | 26             | —              | —              | 5              | 17                | 4       |
| \$750 or more   | 26               | 11             | —              | 11             | —              | —                 | —                  | 15             | —              | 15             | —              | —                 | —       |
| Median  | \$325            | \$355          | \$401          | \$400          | \$314          | \$318             | \$191              | \$273          | \$413          | \$417          | \$317          | \$226             | \$229   |
| <b>Not mortgaged</b>  | 1 821            | 608            | 47             | 93             | 18             | 121               | 329                | 1 213          | —              | 17             | 22             | 485               | 689     |
| Less than \$50  | 134              | 74             | 12             | 17             | —              | —                 | 23                 | 60             | —              | —              | —              | 19                | 41      |
| \$50 to \$74  | 304              | 142            | 12             | 27             | 4              | 22                | 77                 | 162            | —              | 3              | —              | 51                | 108     |
| \$75 to \$99  | 520              | 165            | —              | 14             | 9              | 29                | 113                | 355            | —              | 8              | 6              | 129               | 212     |
| \$100 to \$124  | 427              | 125            | 20             | 7              | 3              | 30                | 65                 | 302            | —              | 6              | 6              | 160               | 130     |
| \$125 to \$149  | 236              | 37             | —              | 10             | —              | 6                 | 21                 | 199            | —              | —              | 10             | 62                | 127     |
| \$150 to \$199  | 133              | 44             | 3              | 3              | 2              | 6                 | 30                 | 89             | —              | —              | —              | 37                | 52      |
| \$200 to \$249  | 59               | 19             | —              | 13             | —              | 6                 | —                  | 40             | —              | —              | —              | 27                | 13      |
| \$250 or more   | 8                | 2              | —              | 2              | —              | —                 | —                  | 6              | —              | —              | —              | —                 | 6       |
| Median  | \$98             | \$88           | \$74           | \$79           | \$89           | \$89              | \$89               | \$102          | —              | \$92           | \$121          | \$107             | \$98    |
| <b>SELECTED CHARACTERISTICS</b>   |                  |                |                |                |                |                   |                    |                |                |                |                |                   |         |
| Median selected monthly owner costs as percentage of household income in 1979 | 31.1             | 26.0           | 27.9           | 27.2           | 24.5           | 21.2              | 27.9               | 35.7           | 50+            | 29.1           | 36.0           | 35.3              | 36.3    |
| With a mortgage   | 35.2             | 28.4           | 34.4           | 29.5           | 24.5           | 20.6              | 44.7               | 47.8           | 50+            | 30.8           | 38.5           | 45.3              | 50+     |
| Not mortgaged   | 28.1             | 19.3           | 13.8           | 10.8           | 27.0           | 23.8              | 25.8               | 32.2           | —              | 10—            | 17.5           | 31.2              | 33.2    |
| <b>Income in 1979 below poverty level</b>                                     | 1 385            | 323            | 12             | 37             | 33             | 87                | 154                | 1 062          | 29             | 33             | 23             | 385               | 592     |
| Percent below poverty level   | 30.8             | 15.4           | 6.1            | 5.2            | 12.1           | 20.7              | 31.0               | 44.3           | 34.1           | 17.8           | 17.4           | 40.9              | 56.3    |
| <b>Renter-occupied housing units</b>  | 9 948            | 5 470          | 1 240          | 1 669          | 675            | 1 181             | 705                | 4 478          | 787            | 930            | 320            | 1 002             | 1 439   |
| <b>PLUMBING FACILITIES</b>  |                  |                |                |                |                |                   |                    |                |                |                |                |                   |         |
| Complete plumbing for exclusive use   | 9 356            | 4 996          | 1 218          | 1 532          | 634            | 1 006             | 606                | 4 360          | 743            | 906            | 320            | 985               | 1 406   |
| Lacking complete plumbing for exclusive use                                   | 592              | 474            | 22             | 137            | 41             | 175               | 99                 | 118            | 44             | 24             | —              | 17                | 33      |
| <b>UNITS IN STRUCTURE</b>   |                  |                |                |                |                |                   |                    |                |                |                |                |                   |         |
| 1, detached or attached   | 2 498            | 1 317          | 289            | 375            | 154            | 309               | 190                | 1 181          | 113            | 175            | 109            | 286               | 498     |
| 2   | 622              | 336            | 124            | 75             | 33             | 78                | 26                 | 286            | 76             | 70             | —              | 52                | 88      |
| 3 and 4   | 869              | 501            | 60             | 195            | 33             | 151               | 62                 | 368            | 57             | 104            | 36             | 108               | 63      |
| 5 to 9  | 1 208            | 623            | 158            | 194            | 74             | 126               | 71                 | 585            | 104            | 124            | 31             | 123               | 203     |
| 10 to 49  | 3 181            | 1 956          | 400            | 599            | 280            | 418               | 259                | 1 225          | 323            | 334            | 84             | 219               | 265     |
| 50 or more  | 1 363            | 615            | 156            | 202            | 99             | 75                | 83                 | 748            | 96             | 115            | 44             | 207               | 286     |
| Mobile home or trailer, etc.  | 207              | 122            | 53             | 29             | 2              | 24                | 14                 | 85             | 18             | 8              | 16             | 7                 | 36      |
| <b>HOUSEHOLD INCOME IN 1979</b>   |                  |                |                |                |                |                   |                    |                |                |                |                |                   |         |
| Less than \$5,000   | 4 529            | 1 906          | 393            | 356            | 145            | 467               | 545                | 2 623          | 419            | 197            | 100            | 603               | 1 304   |
| \$5,000 to \$9,999  | 2 447            | 1 500          | 441            | 468            | 157            | 299               | 135                | 947            | 235            | 296            | 81             | 221               | 114     |
| \$10,000 to \$12,499  | 1 025            | 676            | 200            | 315            | 72             | 89                | —                  | 349            | 70             | 151            | 46             | 68                | 14      |
| \$12,500 to \$14,999  | 645              | 377            | 55             | 174            | 22             | 116               | 10                 | 268            | 38             | 126            | 46             | 58                | —       |
| \$15,000 to \$19,999  | 752              | 538            | 138            | 191            | 111            | 83                | 15                 | 214            | 19             | 135            | 27             | 26                | 7       |
| \$20,000 to \$24,999  | 364              | 310            | 13             | 123            | 92             | 82                | —                  | 54             | 6              | 20             | 10             | 18                | —       |
| \$25,000 to \$34,999  | 106              | 87             | —              | 34             | 47             | 6                 | —                  | 19             | —              | 5              | 6              | 8                 | —       |
| \$35,000 to \$49,999  | 77               | 73             | —              | 8              | 29             | 36                | —                  | 4              | —              | —              | 4              | —                 | —       |
| \$50,000 or more  | 3                | 3              | —              | —              | —              | 3                 | —                  | —              | —              | —              | —              | —                 | —       |
| Median  | \$5 836          | \$7 715        | \$7 612        | \$10 083       | \$11 233       | \$6 616           | \$3 967            | \$4 452        | \$4 714        | \$9 474        | \$7 174        | \$4 288           | \$3 559 |
| Mean  | \$7 736          | \$9 152        | \$7 742        | \$10 570       | \$12 934       | \$9 320           | \$4 370            | \$6 007        | \$5 672        | \$9 616        | \$8 933        | \$5 752           | \$3 386 |
| <b>GROSS RENT</b>   |                  |                |                |                |                |                   |                    |                |                |                |                |                   |         |
| <b>Specified renter-occupied housing units</b>                                | 9 707            | 5 320          | 1 222          | 1 649          | 648            | 1 125             | 676                | 4 387          | 774            | 918            | 320            | 995               | 1 380   |
| Less than \$100   | 1 828            | 865            | 38             | 108            | 81             | 299               | 339                | 963            | 37             | 35             | 15             | 272               | 604     |
| \$100 to \$149  | 1 675            | 970            | 197            | 247            | 81             | 256               | 189                | 705            | 61             | 110            | 43             | 194               | 297     |
| \$150 to \$199  | 2 083            | 1 172          | 328            | 387            | 140            | 266               | 51                 | 911            | 172            | 202            | 88             | 206               | 243     |
| \$200 to \$249  | 2 049            | 1 098          | 376            | 385            | 184            | 130               | 23                 | 951            | 284            | 253            | 70             | 212               | 132     |
| \$250 to \$299  | 1 105            | 636            | 182            | 290            | 95             | 55                | 14                 | 469            | 132            | 160            | 68             | 76                | 33      |
| \$300 to \$349  | 435              | 242            | 45             | 124            | 38             | 35                | —                  | 193            | 56             | 85             | 36             | 4                 | 12      |
| \$350 to \$399  | 86               | 42             | 12             | 22             | 6              | 2                 | —                  | 44             | —              | 31             | —              | 13                | —       |
| \$400 to \$499  | 112              | 68             | 14             | 46             | 8              | —                 | —                  | 44             | 8              | 31             | —              | 5                 | —       |
| \$500 or more   | 30               | 11             | 3              | 8              | —              | —                 | —                  | 19             | 11             | —              | —              | 8                 | —       |
| No cash rent  | 304              | 216            | 27             | 32             | 15             | 82                | 60                 | 88             | 13             | 11             | —              | 5                 | 59      |
| Median  | \$178            | \$178          | \$206          | \$208          | \$204          | \$140             | \$89               | \$177          | \$217          | \$213          | \$213          | \$157             | \$107   |
| <b>SELECTED CHARACTERISTICS</b>   |                  |                |                |                |                |                   |                    |                |                |                |                |                   |         |
| Median gross rent as percentage of household income in 1979                   | 29.5             | 25.9           | 31.4           | 24.7           | 20.2           | 24.5              | 29.2               | 34.1           | 50+            | 28.0           | 30.4           | 32.8              | 40.7    |
| Income in 1979 below poverty level  | 3 482            | 1 459          | 323            | 221            | 120            | 398               | 397                | 2 023          | 339            | 150            | 88             | 527               | 919     |
| Percent below poverty level   | 35.0             | 26.7           | 26.0           | 13.2           | 17.8           | 33.7              | 56.3               | 45.2           | 43.1           | 16.1           | 27.5           | 52.6              | 63.9    |

**Table B — 1. Value of Owner-Occupied Housing Units: 1980**

(Data are estimates based on a sample, see Introduction. For meaning of symbols, see Introduction. For definitions of terms, see appendixes A and B)

| Inside SMSA's   | Total           | Less than \$10,000 | \$10,000 to \$19,999 | \$20,000 to \$29,999 | \$30,000 to \$39,999 | \$40,000 to \$49,999 | \$50,000 to \$59,999 | \$60,000 to \$79,999 | \$80,000 to \$99,999 | \$100,000 to \$149,999 | \$150,000 or more | Median (dollars) | Mean (dollars) |
|---|-----------------|--------------------|----------------------|----------------------|----------------------|----------------------|----------------------|----------------------|----------------------|------------------------|-------------------|------------------|----------------|
| <b>Specified owner-occupied housing units</b> -----   | <b>441 462</b>  | <b>1 754</b>       | <b>6 573</b>         | <b>16 705</b>        | <b>27 527</b>        | <b>48 806</b>        | <b>67 030</b>        | <b>144 610</b>       | <b>67 097</b>        | <b>44 639</b>          | <b>16 721</b>     | <b>66 400</b>    | <b>73 000</b>  |
| <b>HOUSEHOLD TYPE AND AGE OF HOUSEHOLDER</b>  |                 |                    |                      |                      |                      |                      |                      |                      |                      |                        |                   |                  |                |
| <b>Married-couple families</b> -----  | <b>339 170</b>  | <b>768</b>         | <b>3 261</b>         | <b>9 430</b>         | <b>17 245</b>        | <b>33 074</b>        | <b>49 022</b>        | <b>114 808</b>       | <b>57 472</b>        | <b>39 225</b>          | <b>14 865</b>     | <b>69 100</b>    | <b>76 600</b>  |
| 15 to 24 years -----  | 7 716           | 27                 | 67                   | 295                  | 710                  | 1 389                | 2 020                | 2 661                | 434                  | 85                     | 28                | 57 000           | 57 500         |
| 25 to 34 years -----  | 85 627          | 66                 | 292                  | 1 264                | 3 495                | 8 231                | 13 770               | 35 139               | 14 731               | 7 041                  | 1 598             | 68 000           | 72 300         |
| 35 to 44 years -----  | 85 739          | 91                 | 373                  | 1 134                | 2 268                | 5 732                | 9 297                | 28 693               | 18 910               | 13 978                 | 5 263             | 76 600           | 85 900         |
| 45 to 64 years -----  | 124 200         | 332                | 1 215                | 3 740                | 6 459                | 11 973               | 18 024               | 39 251               | 20 238               | 15 866                 | 7 102             | 69 700           | 78 900         |
| 65 years and over -----   | 35 888          | 252                | 1 314                | 2 997                | 4 313                | 5 749                | 9 964                | 3 159                | 2 255                | 2 193                  | 874               | 54 500           | 60 700         |
| <b>Male householder, no wife present</b> -----  | <b>35 231</b>   | <b>272</b>         | <b>1 013</b>         | <b>2 180</b>         | <b>2 897</b>         | <b>4 844</b>         | <b>5 927</b>         | <b>11 362</b>        | <b>3 709</b>         | <b>2 193</b>           | <b>834</b>        | <b>60 700</b>    | <b>64 300</b>  |
| 15 to 24 years -----  | 2 617           | 53                 | 39                   | 165                  | 235                  | 420                  | 537                  | 957                  | 107                  | 97                     | 7                 | 56 800           | 57 100         |
| 25 to 34 years -----  | 13 117          | 12                 | 163                  | 481                  | 896                  | 1 473                | 2 496                | 5 259                | 1 419                | 718                    | 200               | 63 400           | 66 100         |
| 35 to 44 years -----  | 6 750           | 51                 | 102                  | 221                  | 426                  | 757                  | 951                  | 2 280                | 1 083                | 647                    | 232               | 66 900           | 72 100         |
| 45 to 64 years -----  | 7 985           | 71                 | 304                  | 601                  | 691                  | 1 265                | 1 211                | 2 109                | 929                  | 526                    | 278               | 58 600           | 64 900         |
| 65 years and over -----   | 4 762           | 85                 | 405                  | 712                  | 649                  | 929                  | 732                  | 757                  | 171                  | 205                    | 117               | 45 600           | 51 400         |
| <b>Female householder, no husband present</b> -----   | <b>67 061</b>   | <b>714</b>         | <b>2 299</b>         | <b>5 095</b>         | <b>7 385</b>         | <b>10 888</b>        | <b>12 081</b>        | <b>18 440</b>        | <b>5 916</b>         | <b>3 221</b>           | <b>1 022</b>      | <b>55 400</b>    | <b>59 400</b>  |
| 15 to 24 years -----  | 1 226           | 19                 | 51                   | 48                   | 120                  | 241                  | 277                  | 361                  | 66                   | 30                     | 13                | 55 600           | 56 800         |
| 25 to 34 years -----  | 10 262          | 21                 | 103                  | 353                  | 848                  | 1 695                | 2 092                | 3 455                | 1 055                | 547                    | 93                | 60 100           | 63 100         |
| 35 to 44 years -----  | 12 199          | 32                 | 127                  | 360                  | 690                  | 1 632                | 2 170                | 4 295                | 1 675                | 977                    | 241               | 64 400           | 69 100         |
| 45 to 64 years -----  | 21 903          | 227                | 682                  | 1 509                | 2 433                | 3 473                | 3 857                | 6 092                | 2 130                | 1 117                  | 383               | 56 400           | 60 800         |
| 65 years and over -----   | 21 471          | 415                | 1 336                | 2 825                | 3 294                | 3 847                | 3 685                | 4 237                | 990                  | 550                    | 292               | 47 600           | 50 800         |
| Median age -----  | <b>44.5</b>     | <b>62.5</b>        | <b>63.4</b>          | <b>60.2</b>          | <b>54.7</b>          | <b>48.6</b>          | <b>44.9</b>          | <b>41.5</b>          | <b>41.9</b>          | <b>43.7</b>            | <b>46.2</b>       | ...              | ...            |
| <b>YEAR HOUSEHOLDER MOVED INTO UNIT</b>   |                 |                    |                      |                      |                      |                      |                      |                      |                      |                        |                   |                  |                |
| 1979 to March 1980 -----  | 73 695          | 116                | 326                  | 1 228                | 2 573                | 6 551                | 10 464               | 27 562               | 13 252               | 8 400                  | 3 223             | 70 700           | 78 300         |
| 1975 to 1978 -----  | 143 606         | 323                | 785                  | 2 781                | 6 466                | 12 562               | 20 326               | 50 296               | 25 821               | 17 789                 | 6 457             | 70 700           | 78 600         |
| 1970 to 1974 -----  | 78 191          | 171                | 891                  | 2 611                | 4 254                | 8 286                | 11 139               | 24 851               | 13 619               | 9 293                  | 3 076             | 68 800           | 75 600         |
| 1960 to 1969 -----  | 83 414          | 337                | 1 545                | 3 752                | 5 777                | 10 661               | 13 695               | 27 359               | 10 626               | 6 785                  | 2 877             | 63 600           | 69 700         |
| 1959 or earlier -----   | 62 556          | 807                | 3 026                | 6 333                | 8 457                | 10 746               | 11 406               | 14 542               | 3 779                | 2 372                  | 1 088             | 51 400           | 55 200         |
| <b>ROOMS</b>  |                 |                    |                      |                      |                      |                      |                      |                      |                      |                        |                   |                  |                |
| 1 to 3 rooms -----  | 6 251           | 359                | 698                  | 1 003                | 960                  | 969                  | 842                  | 1 001                | 265                  | 121                    | 33                | 41 000           | 43 900         |
| 4 rooms -----   | 33 297          | 702                | 2 309                | 5 100                | 6 314                | 7 496                | 5 579                | 4 562                | 737                  | 370                    | 128               | 42 900           | 44 300         |
| 5 rooms -----   | 73 489          | 435                | 2 066                | 5 794                | 9 866                | 15 250               | 16 488               | 18 710               | 3 435                | 1 212                  | 233               | 51 800           | 52 800         |
| 6 rooms -----   | 82 390          | 139                | 889                  | 2 679                | 5 466                | 10 597               | 16 917               | 32 382               | 8 742                | 3 767                  | 812               | 62 100           | 64 200         |
| 7 rooms -----   | 84 499          | 68                 | 393                  | 1 210                | 2 679                | 7 426                | 12 730               | 34 744               | 16 379               | 7 199                  | 1 671             | 69 900           | 73 800         |
| 8 or more rooms -----   | 161 536         | 51                 | 218                  | 919                  | 2 242                | 7 068                | 14 474               | 53 211               | 37 539               | 31 970                 | 13 844            | 81 200           | 93 300         |
| Median -----  | <b>6.8</b>      | <b>4.2</b>         | <b>4.6</b>           | <b>4.9</b>           | <b>5.2</b>           | <b>5.6</b>           | <b>6.1</b>           | <b>7.0</b>           | <b>7.7</b>           | <b>8.3</b>             | <b>8.5+</b>       | ...              | ...            |
| <b>BEDROOMS</b>   |                 |                    |                      |                      |                      |                      |                      |                      |                      |                        |                   |                  |                |
| None -----  | 333             | 35                 | 41                   | 45                   | 74                   | 65                   | 20                   | 43                   | 5                    | 5                      | —                 | 34 900           | 37 200         |
| 1 -----   | 9 335           | 386                | 1 078                | 1 584                | 1 513                | 1 576                | 1 225                | 1 371                | 370                  | 178                    | 54                | 40 600           | 43 700         |
| 2 -----   | 86 414          | 937                | 3 572                | 8 697                | 12 443               | 17 040               | 16 994               | 19 216               | 4 587                | 2 127                  | 801               | 50 300           | 52 500         |
| 3 -----   | 188 867         | 319                | 1 474                | 5 184                | 10 469               | 21 505               | 32 399               | 70 277               | 28 867               | 14 342                 | 4 031             | 65 800           | 70 100         |
| 4 -----   | 123 580         | 67                 | 361                  | 1 006                | 2 499                | 7 124                | 13 354               | 43 122               | 26 832               | 21 582                 | 7 633             | 77 200           | 87 100         |
| 5 or more -----   | 32 933          | 10                 | 47                   | 189                  | 529                  | 1 496                | 3 038                | 10 581               | 6 436                | 6 405                  | 4 202             | 81 600           | 98 900         |
| <b>YEAR STRUCTURE BUILT</b>   |                 |                    |                      |                      |                      |                      |                      |                      |                      |                        |                   |                  |                |
| 1975 to March 1980 -----  | 88 997          | 86                 | 128                  | 334                  | 813                  | 3 154                | 7 999                | 33 119               | 21 292               | 15 834                 | 6 238             | 79 300           | 90 400         |
| 1970 to 1974 -----  | 71 534          | 108                | 245                  | 727                  | 1 933                | 5 024                | 9 173                | 25 940               | 15 623               | 10 052                 | 2 709             | 74 000           | 80 800         |
| 1960 to 1969 -----  | 95 324          | 207                | 398                  | 1 421                | 3 605                | 9 026                | 14 677               | 36 288               | 16 438               | 9 961                  | 3 303             | 69 500           | 76 200         |
| 1950 to 1959 -----  | 91 269          | 360                | 1 218                | 3 633                | 8 245                | 15 066               | 19 407               | 30 139               | 7 103                | 4 318                  | 1 780             | 58 700           | 62 700         |
| 1940 to 1949 -----  | 30 751          | 181                | 1 103                | 2 790                | 4 452                | 6 043                | 6 298                | 6 426                | 1 768                | 1 140                  | 550               | 51 100           | 55 600         |
| 1939 or earlier -----   | 63 587          | 812                | 3 481                | 7 800                | 8 479                | 10 493               | 9 476                | 12 698               | 4 873                | 3 334                  | 2 141             | 50 600           | 58 200         |
| <b>HOUSEHOLD INCOME IN 1979</b>   |                 |                    |                      |                      |                      |                      |                      |                      |                      |                        |                   |                  |                |
| Less than \$5,000 -----   | 20 821          | 607                | 1 518                | 3 003                | 3 109                | 3 384                | 3 164                | 3 715                | 1 197                | 834                    | 290               | 46 600           | 50 800         |
| \$5,000 to \$9,999 -----  | 34 266          | 404                | 1 736                | 4 169                | 5 298                | 6 574                | 5 771                | 7 173                | 1 798                | 949                    | 394               | 48 400           | 51 700         |
| \$10,000 to \$12,499 -----  | 21 838          | 229                | 850                  | 1 685                | 2 942                | 4 251                | 4 007                | 5 470                | 1 435                | 782                    | 187               | 52 100           | 55 300         |
| \$12,500 to \$14,999 -----  | 21 979          | 116                | 594                  | 1 420                | 2 468                | 4 481                | 4 517                | 5 831                | 1 609                | 799                    | 144               | 53 800           | 56 900         |
| \$15,000 to \$19,999 -----  | 58 204          | 188                | 878                  | 2 472                | 4 985                | 9 950                | 12 943               | 19 312               | 4 836                | 2 131                  | 509               | 58 100           | 60 500         |
| \$20,000 to \$24,999 -----  | 69 764          | 75                 | 518                  | 1 830                | 3 906                | 8 302                | 13 297               | 28 763               | 8 901                | 3 363                  | 809               | 64 000           | 66 400         |
| \$25,000 to \$34,999 -----  | 108 355         | 98                 | 313                  | 1 404                | 3 465                | 8 434                | 15 698               | 44 511               | 22 049               | 10 459                 | 1 924             | 70 700           | 74 800         |
| \$35,000 to \$49,999 -----  | 70 216          | 29                 | 99                   | 612                  | 1 156                | 2 686                | 6 224                | 23 452               | 17 940               | 14 399                 | 3 619             | 80 800           | 88 700         |
| \$50,000 or more -----  | 36 019          | 8                  | 67                   | 110                  | 198                  | 744                  | 1 409                | 6 383                | 7 332                | 10 923                 | 8 845             | 106 900          | 123 800        |
| Median -----  | <b>\$24 531</b> | <b>\$8 317</b>     | <b>\$10 096</b>      | <b>\$11 751</b>      | <b>\$14 946</b>      | <b>\$17 933</b>      | <b>\$21 074</b>      | <b>\$25 363</b>      | <b>\$30 947</b>      | <b>\$37 427</b>        | <b>\$51 673</b>   | ...              | ...            |
| Mean -----  | <b>\$27 720</b> | <b>\$10 316</b>    | <b>\$12 033</b>      | <b>\$14 066</b>      | <b>\$16 407</b>      | <b>\$18 985</b>      | <b>\$22 066</b>      | <b>\$26 704</b>      | <b>\$33 287</b>      | <b>\$41 446</b>        | <b>\$65 923</b>   | ...              | ...            |
| <b>MORTGAGE STATUS AND SELECTED MONTHLY OWNER COSTS AS PERCENTAGE OF HOUSEHOLD INCOME IN 1979</b> |                 |                    |                      |                      |                      |                      |                      |                      |                      |                        |                   |                  |                |
| <b>With a mortgage</b> -----  | <b>351 667</b>  | <b>342</b>         | <b>2 335</b>         | <b>8 106</b>         | <b>16 808</b>        | <b>35 013</b>        | <b>52 644</b>        | <b>123 981</b>       | <b>59 649</b>        | <b>39 059</b>          | <b>13 730</b>     | <b>69 000</b>    | <b>76 100</b>  |
| Less than 15 percent -----  | 99 372          | 126                | 628                  | 2 315                | 5 072                | 10 003               | 14 669               | 33 752               | 16 589               | 11 669                 | 4 549             | 69 200           | 77 500         |
| 15 to 19 percent -----  | 65 764          | 39                 | 437                  | 1 297                | 2 938                | 6 223                | 9 483                | 22 925               | 11 849               | 7 966                  | 2 607             | 70 200           | 77 300         |
| 20 to 24 percent -----  | 57 068          | 38                 | 318                  | 1 030                | 2 268                | 5 625                | 8 574                | 20 921               | 10 044               | 6 348                  | 1 902             | 69 600           | 75 900         |
| 25 to 29 percent -----  | 42 492          | 18                 | 222                  | 900                  | 1 786                | 3 820                | 6 389                | 15 627               | 7 589                | 4 657                  | 1 484             | 69 400           | 76 000         |
| 30 to 34 percent -----  | 28 010          | 6                  | 112                  | 563                  | 1 224                | 2 758                | 4 203                | 10 504               | 4 959                | 2 753                  | 928               | 69 100           | 75 200         |
| 35 percent or more -----  | 57 505          | 111                | 593                  | 1 944                | 3 407                | 6 414                | 9 130                | 19 821               | 8 407                | 5 498                  | 2 180             | 66 300           | 73 200         |
| Not computed -----  | 1 456           | 4                  | 25                   | 57                   | 113                  | 170                  | 196                  | 431                  | 212                  | 168                    | 80                | 67 300           | 76 300         |
| Median -----  | <b>20.9</b>     | <b>20.5</b>        | <b>21.4</b>          | <b>22.0</b>          | <b>20.7</b>          | <b>21.1</b>          | <b>21.2</b>          | <b>21.2</b>          | <b>20.6</b>          | <b>19.9</b>            | <b>19.4</b>       | ...              | ...            |
| <b>Not mortgaged</b> -----  | <b>89 795</b>   | <b>1 412</b>       | <b>4 238</b>         | <b>8 599</b>         | <b>10 719</b>        | <b>13 793</b>        | <b>14 386</b>        | <b>20 629</b>        | <b>7 448</b>         | <b>5 580</b>           | <b>2 991</b>      | <b>53 500</b>    | <b>60 800</b>  |
| Less than 10 percent -----  | 41 944          | 482                | 1 398                | 2 892                | 3 664                | 5 692                | 6 826                | 11 086               | 4 520                | 3 498                  | 1 886             | 60 000           | 67 800         |
| 10 to 14 percent -----  | 18 170          | 259                | 849                  | 1 870                | 2 499                | 2 880                | 2 862                | 4 064                | 1 397                | 1 042                  | 448               | 52 100           | 58 200         |
| 15 to 19 percent -----  | 9 421           | 157                | 487                  | 1 030                | 1 581                | 1 604</              |                      |                      |                      |                        |                   |                  |                |

Table B-2. Gross Rent of Renter-Occupied Housing Units: 1980

[Data are estimates based on a sample, see Introduction. For meaning of symbols, see Introduction. For definitions of terms, see appendixes A and B.]

| Inside SMSA's   | Total          | Less than \$100 | \$100 to \$149 | \$150 to \$199 | \$200 to \$249 | \$250 to \$299 | \$300 to \$349 | \$350 to \$399 | \$400 to \$499 | \$500 or more | No cash rent | Median (dollars) |
|---|----------------|-----------------|----------------|----------------|----------------|----------------|----------------|----------------|----------------|---------------|--------------|------------------|
| <b>Specified renter-occupied housing units</b> .....                      | <b>307 608</b> | <b>14 449</b>   | <b>20 116</b>  | <b>44 270</b>  | <b>65 637</b>  | <b>52 713</b>  | <b>37 438</b>  | <b>22 178</b>  | <b>25 401</b>  | <b>16 877</b> | <b>8 529</b> | <b>255</b>       |
| <b>HOUSEHOLD TYPE AND AGE OF HOUSEHOLDER</b>                              |                |                 |                |                |                |                |                |                |                |               |              |                  |
| <b>Married-couple families</b> .....                                      | <b>100 020</b> | <b>1 174</b>    | <b>3 175</b>   | <b>10 811</b>  | <b>18 601</b>  | <b>16 908</b>  | <b>14 300</b>  | <b>9 556</b>   | <b>12 319</b>  | <b>8 447</b>  | <b>4 729</b> | <b>291</b>       |
| 15 to 24 years.....   | 21 715         | 201             | 614            | 3 418          | 5 779          | 4 664          | 3 013          | 1 509          | 1 415          | 530           | 572          | 256              |
| 25 to 34 years.....   | 41 491         | 281             | 886            | 3 807          | 7 581          | 7 150          | 6 473          | 4 428          | 5 712          | 3 446         | 1 727        | 301              |
| 35 to 44 years.....   | 14 702         | 101             | 320            | 1 103          | 1 852          | 1 824          | 1 922          | 1 535          | 2 881          | 2 374         | 790          | 346              |
| 45 to 64 years.....   | 14 013         | 270             | 517            | 1 195          | 1 855          | 2 002          | 2 049          | 1 483          | 1 780          | 1 836         | 1 026        | 316              |
| 65 years and over.....  | 8 099          | 321             | 838            | 1 288          | 1 534          | 1 268          | 843            | 601            | 531            | 261           | 614          | 241              |
| <b>Male householder, no wife present</b> .....                            | <b>90 794</b>  | <b>3 557</b>    | <b>7 407</b>   | <b>14 891</b>  | <b>20 648</b>  | <b>15 710</b>  | <b>10 211</b>  | <b>5 639</b>   | <b>6 293</b>   | <b>4 658</b>  | <b>1 780</b> | <b>245</b>       |
| 15 to 24 years.....   | 27 685         | 375             | 1 514          | 4 323          | 7 108          | 5 024          | 3 198          | 1 885          | 2 076          | 1 795         | 387          | 253              |
| 25 to 34 years.....   | 35 661         | 598             | 2 214          | 5 637          | 8 023          | 6 919          | 4 524          | 2 472          | 2 781          | 1 935         | 558          | 257              |
| 35 to 44 years.....   | 10 544         | 337             | 851            | 1 608          | 2 456          | 1 848          | 1 233          | 672            | 861            | 490           | 188          | 249              |
| 45 to 64 years.....   | 11 745         | 1 119           | 1 697          | 2 412          | 2 367          | 1 483          | 1 032          | 477            | 445            | 381           | 332          | 209              |
| 65 years and over.....  | 5 159          | 1 128           | 1 131          | 911            | 694            | 436            | 224            | 133            | 130            | 57            | 315          | 156              |
| <b>Female householder, no husband present</b> .....                       | <b>116 794</b> | <b>9 718</b>    | <b>9 534</b>   | <b>18 568</b>  | <b>26 388</b>  | <b>20 095</b>  | <b>12 927</b>  | <b>6 983</b>   | <b>6 789</b>   | <b>3 772</b>  | <b>2 020</b> | <b>236</b>       |
| 15 to 24 years.....   | 27 315         | 938             | 1 408          | 4 649          | 7 690          | 5 228          | 3 207          | 1 527          | 1 475          | 984           | 209          | 242              |
| 25 to 34 years.....   | 35 251         | 1 179           | 1 797          | 4 788          | 8 505          | 7 286          | 4 893          | 2 607          | 2 603          | 1 321         | 272          | 257              |
| 35 to 44 years.....   | 12 768         | 690             | 697            | 1 262          | 2 574          | 2 435          | 1 678          | 1 300          | 1 274          | 710           | 148          | 273              |
| 45 to 64 years.....   | 17 547         | 1 762           | 1 678          | 3 272          | 3 665          | 2 816          | 1 836          | 935            | 790            | 388           | 405          | 224              |
| 65 years and over.....  | 23 913         | 5 149           | 3 954          | 4 597          | 3 954          | 2 330          | 1 313          | 614            | 647            | 369           | 986          | 177              |
| <b>Median age</b> .....   | <b>30.8</b>    | <b>62.3</b>     | <b>43.5</b>    | <b>30.5</b>    | <b>28.8</b>    | <b>29.1</b>    | <b>29.6</b>    | <b>30.5</b>    | <b>31.5</b>    | <b>32.6</b>   | <b>39.4</b>  | <b>...</b>       |
| <b>YEAR HOUSEHOLDER MOVED INTO UNIT</b>                                   |                |                 |                |                |                |                |                |                |                |               |              |                  |
| 1979 to March 1980.....   | 183 891        | 5 424           | 8 808          | 23 729         | 39 679         | 32 759         | 24 217         | 14 733         | 17 831         | 13 306        | 3 405        | 268              |
| 1975 to 1978.....   | 88 467         | 5 435           | 6 327          | 13 573         | 19 362         | 15 620         | 10 386         | 5 939          | 6 279          | 2 982         | 2 564        | 245              |
| 1970 to 1974.....   | 20 293         | 2 202           | 2 727          | 3 841          | 3 815          | 2 768          | 1 809          | 1 052          | 842            | 323           | 914          | 211              |
| 1960 to 1969.....   | 10 769         | 928             | 1 494          | 2 327          | 2 180          | 1 252          | 739            | 393            | 364            | 215           | 877          | 204              |
| 1959 or earlier.....  | 4 188          | 460             | 760            | 800            | 601            | 314            | 287            | 61             | 85             | 51            | 769          | 177              |
| <b>ROOMS</b>  |                |                 |                |                |                |                |                |                |                |               |              |                  |
| 1 room.....   | 11 312         | 2 339           | 2 869          | 2 876          | 1 900          | 672            | 197            | 76             | 90             | 173           | 120          | 156              |
| 2 rooms.....  | 28 750         | 2 987           | 4 344          | 7 508          | 7 781          | 3 404          | 1 508          | 344            | 327            | 186           | 361          | 196              |
| 3 rooms.....  | 73 144         | 4 892           | 6 975          | 17 135         | 22 349         | 13 058         | 5 219          | 1 413          | 829            | 354           | 920          | 213              |
| 4 rooms.....  | 94 236         | 2 329           | 3 541          | 11 223         | 22 218         | 22 725         | 16 116         | 7 817          | 4 921          | 988           | 2 358        | 264              |
| 5 rooms.....  | 50 912         | 1 281           | 1 559          | 3 902          | 7 448          | 8 966          | 9 077          | 6 671          | 7 573          | 2 518         | 1 917        | 307              |
| 6 rooms.....  | 23 152         | 419             | 545            | 1 100          | 2 499          | 2 358          | 2 976          | 3 048          | 5 141          | 3 895         | 1 171        | 368              |
| 7 or more rooms.....  | 26 102         | 202             | 283            | 526            | 1 442          | 1 530          | 2 345          | 2 809          | 6 520          | 8 763         | 1 682        | 447              |
| <b>Median</b> .....   | <b>3.9</b>     | <b>2.9</b>      | <b>2.9</b>     | <b>3.2</b>     | <b>3.5</b>     | <b>3.9</b>     | <b>4.2</b>     | <b>4.7</b>     | <b>5.4</b>     | <b>6.6</b>    | <b>4.8</b>   | <b>...</b>       |
| <b>PLUMBING FACILITIES BY PERSONS PER ROOM AND POVERTY STATUS IN 1979</b> |                |                 |                |                |                |                |                |                |                |               |              |                  |
| <b>All income levels in 1979</b> .....                                    | <b>307 608</b> | <b>14 449</b>   | <b>20 116</b>  | <b>44 270</b>  | <b>65 637</b>  | <b>52 713</b>  | <b>37 438</b>  | <b>22 178</b>  | <b>25 401</b>  | <b>16 877</b> | <b>8 529</b> | <b>255</b>       |
| <b>Complete plumbing for exclusive use</b> .....                          | <b>300 909</b> | <b>13 051</b>   | <b>18 689</b>  | <b>43 358</b>  | <b>64 600</b>  | <b>51 914</b>  | <b>37 057</b>  | <b>21 932</b>  | <b>25 231</b>  | <b>16 797</b> | <b>8 280</b> | <b>256</b>       |
| 0.50 or less.....   | 191 265        | 8 469           | 11 951         | 27 949         | 41 856         | 33 498         | 23 578         | 13 637         | 14 633         | 10 262        | 5 432        | 254              |
| 0.51 to 1.00.....   | 98 049         | 4 027           | 5 977          | 13 302         | 20 191         | 16 372         | 12 233         | 7 397          | 9 738          | 6 219         | 2 593        | 263              |
| 1.01 to 1.50.....   | 7 974          | 394             | 508            | 1 221          | 1 569          | 1 450          | 955            | 729            | 704            | 258           | 186          | 257              |
| 1.51 or more.....   | 3 621          | 161             | 253            | 886            | 984            | 594            | 291            | 169            | 156            | 58            | 69           | 221              |
| <b>Lacking complete plumbing for exclusive use</b> .....                  | <b>6 699</b>   | <b>1 398</b>    | <b>1 427</b>   | <b>912</b>     | <b>1 037</b>   | <b>799</b>     | <b>381</b>     | <b>246</b>     | <b>170</b>     | <b>80</b>     | <b>249</b>   | <b>174</b>       |
| 0.50 or less.....   | 3 403          | 608             | 584            | 489            | 574            | 483            | 257            | 151            | 70             | 43            | 144          | 193              |
| 0.51 to 1.00.....   | 2 812          | 717             | 772            | 318            | 382            | 280            | 81             | 78             | 76             | 27            | 81           | 135              |
| 1.01 to 1.50.....   | 189            | 32              | 8              | 41             | 50             | 21             | 19             | 8              | 7              | -             | 3            | 209              |
| 1.51 or more.....   | 295            | 41              | 63             | 64             | 31             | 15             | 24             | 9              | 17             | 10            | 21           | 182              |
| <b>Income in 1979 below poverty level</b> .....                           | <b>58 230</b>  | <b>8 540</b>    | <b>6 351</b>   | <b>10 138</b>  | <b>11 253</b>  | <b>7 588</b>   | <b>4 992</b>   | <b>2 952</b>   | <b>3 120</b>   | <b>1 870</b>  | <b>1 426</b> | <b>214</b>       |
| <b>Complete plumbing for exclusive use</b> .....                          | <b>56 027</b>  | <b>7 837</b>    | <b>5 814</b>   | <b>9 893</b>   | <b>11 004</b>  | <b>7 437</b>   | <b>4 887</b>   | <b>2 900</b>   | <b>3 043</b>   | <b>1 850</b>  | <b>1 362</b> | <b>216</b>       |
| 1.01 or more persons per room.....  | 4 254          | 354             | 362            | 837            | 935            | 643            | 498            | 239            | 224            | 75            | 87           | 224              |
| <b>Lacking complete plumbing for exclusive use</b> .....                  | <b>2 203</b>   | <b>703</b>      | <b>537</b>     | <b>245</b>     | <b>249</b>     | <b>151</b>     | <b>105</b>     | <b>52</b>      | <b>77</b>      | <b>20</b>     | <b>64</b>    | <b>128</b>       |
| 1.01 or more persons per room.....  | 214            | 23              | 12             | 58             | 36             | 23             | 35             | 2              | 13             | -             | 12           | 208              |
| <b>BEDROOMS</b>   |                |                 |                |                |                |                |                |                |                |               |              |                  |
| None.....   | 15 712         | 3 003           | 4 185          | 4 308          | 2 547          | 829            | 290            | 94             | 114            | 173           | 169          | 156              |
| 1.....  | 109 660        | 7 488           | 11 135         | 26 024         | 33 274         | 18 567         | 7 875          | 2 053          | 1 146          | 563           | 1 535        | 212              |
| 2.....  | 120 914        | 2 559           | 3 435          | 11 509         | 24 448         | 28 099         | 22 247         | 12 541         | 10 078         | 2 714         | 3 284        | 280              |
| 3.....  | 44 417         | 1 006           | 1 002          | 1 999          | 4 360          | 4 302          | 5 894          | 6 060          | 10 157         | 7 193         | 2 444        | 370              |
| 4.....  | 13 426         | 338             | 310            | 369            | 882            | 775            | 932            | 1 191          | 3 158          | 4 603         | 868          | 447              |
| 5 or more.....  | 3 479          | 55              | 49             | 61             | 126            | 141            | 200            | 239            | 748            | 1 631         | 229          | 500+             |
| <b>UNITS IN STRUCTURE</b>   |                |                 |                |                |                |                |                |                |                |               |              |                  |
| 1, detached or attached.....  | 87 510         | 1 886           | 3 497          | 7 412          | 10 614         | 10 311         | 10 515         | 9 541          | 16 049         | 13 214        | 4 471        | 337              |
| 2.....  | 21 665         | 400             | 1 734          | 3 223          | 4 079          | 3 387          | 3 048          | 2 420          | 1 837          | 775           | 762          | 265              |
| 3 and 4.....  | 26 411         | 1 013           | 2 332          | 4 581          | 6 174          | 4 566          | 3 247          | 1 831          | 1 608          | 508           | 551          | 240              |
| 5 to 9.....   | 28 000         | 2 053           | 2 643          | 5 558          | 6 862          | 4 394          | 2 817          | 1 342          | 1 181          | 643           | 507          | 223              |
| 10 to 49.....   | 94 939         | 4 066           | 5 726          | 17 426         | 28 199         | 20 360         | 10 817         | 3 988          | 2 281          | 786           | 1 290        | 233              |
| 50 or more.....   | 43 177         | 4 899           | 3 525          | 4 978          | 8 207          | 8 623          | 6 444          | 2 828          | 2 340          | 932           | 401          | 249              |
| Mobile home or trailer, etc.....  | 5 906          | 132             | 659            | 1 092          | 1 502          | 1 072          | 550            | 228            | 105            | 19            | 547          | 226              |
| <b>YEAR STRUCTURE BUILT</b>   |                |                 |                |                |                |                |                |                |                |               |              |                  |
| 1975 to March 1980.....   | 38 828         | 3 042           | 1 360          | 2 220          | 5 231          | 6 618          | 6 350          | 3 757          | 4 795          | 4 813         | 642          | 305              |
| 1970 to 1974.....   | 72 797         | 2 902           | 2 049          | 6 865          | 17 790         | 15 769         | 10 882         | 5 731          | 5 852          | 3 770         | 1 187        | 269              |
| 1960 to 1969.....   | 74 406         | 1 802           | 2 686          | 10 273         | 19 227         | 14 329         | 8 909          | 5 149          | 5 974          | 4 000         | 2 057        | 257              |
| 1950 to 1959.....   | 46 212         | 1 491           | 2 753          | 8 398          | 9 860          | 7 209          | 5 002          | 3 303          | 4 430          | 2 120         | 1 646        | 249              |
| 1940 to 1949.....   | 26 172         | 1 608           | 2 934          | 5 276          | 5 079          | 3 526          | 2 529          | 1 796          | 1 803          | 723           | 898          | 224              |
| 1939 or earlier.....  | 49 193         | 3 604           | 8 334          | 11 238         | 8 450          | 5 262          | 3 766          | 2 442          | 2 547          | 1 451         | 2 099        | 202              |
| <b>STORIES IN STRUCTURE</b>   |                |                 |                |                |                |                |                |                |                |               |              |                  |
| 1 to 3.....   | 269 914        | 10 283          | 16 283         | 39 509         | 58 507         | 45 768         | 32 258         | 19 713         | 23 259         | 16 226        | 8 108        | 257              |
| 4 or more.....  | 37 694         | 4 166           | 3 833          | 4 761          | 7 130          | 6 945          | 5 180          | 2 465          | 2 142          | 651           | 421          | 241              |
| With elevator.....  | 32 220         | 3 825           | 3 010          | 3 238          | 5 872          | 6 195          | 4 901          | 2 313          | 1 932          | 563           | 371          | 250              |
| <b>GROSS RENT AS PERCENTAGE OF HOUSEHOLD INCOME IN 1979</b>               |                |                 |                |                |                |                |                |                |                |               |              |                  |
| less than 15 percent.....   | 42 001         | 3 600           | 4 437          | 7 687          | 10 219         | 6 958          | 4 145          | 1 988          | 1 737          | 1 230         | ...          | 224              |
| 15 to 19 percent.....   | 47 640         | 2 320           | 2 809          | 7 304          | 10 801         | 9 003          | 6 311          | 3 430          | 3 592          | 2 070         | ...          | 253              |
| 20 to 24 percent.....   | 46 459         | 3 297           | 2 402          | 6 330          | 9 706          | 8 243          | 6 366          | 3 592          | 3 859          | 2 66          |              |                  |

**Table B-3. Income and Poverty Status in 1979 of Owner-Occupied Housing Units: 1980**

[Data are estimates based on a sample, see Introduction. For meaning of symbols, see Introduction. For definitions of terms, see appendixes A and B]

| Inside SMSA's   | Household income in 1979 |                   |                    |                      |                      |                      |                      |                      |                      |                  |                  |                | Income in 1979 below poverty level |
|---|--------------------------|-------------------|--------------------|----------------------|----------------------|----------------------|----------------------|----------------------|----------------------|------------------|------------------|----------------|------------------------------------|
|   | Total                    | Less than \$5,000 | \$5,000 to \$9,999 | \$10,000 to \$12,499 | \$12,500 to \$14,999 | \$15,000 to \$19,999 | \$20,000 to \$24,999 | \$25,000 to \$34,999 | \$35,000 to \$49,999 | \$50,000 or more | Median (dollars) | Mean (dollars) |                                    |
| <b>Owner-occupied housing units</b>   | <b>545 551</b>           | <b>28 657</b>     | <b>47 480</b>      | <b>30 369</b>        | <b>29 837</b>        | <b>75 000</b>        | <b>83 902</b>        | <b>126 343</b>       | <b>80 863</b>        | <b>43 100</b>    | <b>23 544</b>    | <b>26 993</b>  | <b>26 013</b>                      |
| <b>HOUSEHOLD TYPE AND AGE OF HOUSEHOLDER</b>  |                          |                   |                    |                      |                      |                      |                      |                      |                      |                  |                  |                |                                    |
| <b>Married-couple families</b>  | <b>398 305</b>           | <b>7 493</b>      | <b>21 518</b>      | <b>16 271</b>        | <b>17 783</b>        | <b>51 084</b>        | <b>65 790</b>        | <b>107 854</b>       | <b>72 137</b>        | <b>38 375</b>    | <b>26 453</b>    | <b>30 289</b>  | <b>9 700</b>                       |
| 15 to 24 years  | 10 721                   | 239               | 798                | 877                  | 1 045                | 2 577                | 2 550                | 2 077                | 463                  | 95               | 19 664           | 20 096         | 389                                |
| 25 to 34 years  | 97 216                   | 1 223             | 2 729              | 3 387                | 4 440                | 16 491               | 22 336               | 30 088               | 12 475               | 4 047            | 24 532           | 26 439         | 2 090                              |
| 35 to 44 years  | 96 735                   | 1 179             | 1 735              | 1 881                | 2 337                | 9 784                | 15 915               | 31 206               | 21 367               | 11 331           | 29 556           | 33 670         | 2 009                              |
| 45 to 64 years  | 147 657                  | 2 689             | 5 368              | 4 351                | 5 112                | 14 936               | 20 211               | 39 412               | 34 775               | 20 803           | 30 054           | 34 606         | 3 467                              |
| 65 years and over   | 45 976                   | 2 163             | 10 888             | 5 775                | 4 849                | 7 296                | 4 778                | 5 071                | 3 057                | 2 099            | 14 646           | 19 828         | 1 745                              |
| <b>Male householder, no wife present</b>  | <b>52 777</b>            | <b>3 900</b>      | <b>5 647</b>       | <b>3 511</b>         | <b>3 718</b>         | <b>9 031</b>         | <b>8 565</b>         | <b>9 907</b>         | <b>5 322</b>         | <b>3 176</b>     | <b>20 285</b>    | <b>23 836</b>  | <b>3 115</b>                       |
| 15 to 24 years  | 4 838                    | 535               | 638                | 621                  | 467                  | 1 018                | 618                  | 609                  | 268                  | 64               | 15 808           | 17 312         | 577                                |
| 25 to 34 years  | 19 260                   | 650               | 1 236              | 1 066                | 1 498                | 3 911                | 3 794                | 4 018                | 2 089                | 998              | 21 401           | 24 813         | 682                                |
| 35 to 44 years  | 10 003                   | 341               | 456                | 491                  | 613                  | 1 637                | 1 842                | 2 421                | 1 241                | 961              | 23 629           | 28 952         | 361                                |
| 45 to 64 years  | 12 074                   | 850               | 1 191              | 720                  | 721                  | 1 885                | 1 872                | 2 401                | 1 444                | 990              | 21 595           | 26 175         | 811                                |
| 65 years and over   | 6 602                    | 1 524             | 2 126              | 613                  | 419                  | 580                  | 439                  | 458                  | 280                  | 163              | 9 063            | 13 736         | 684                                |
| <b>Female householder, no husband present</b>   | <b>94 469</b>            | <b>17 264</b>     | <b>20 315</b>      | <b>10 587</b>        | <b>8 336</b>         | <b>14 885</b>        | <b>9 547</b>         | <b>8 582</b>         | <b>3 404</b>         | <b>1 549</b>     | <b>12 280</b>    | <b>14 859</b>  | <b>13 198</b>                      |
| 15 to 24 years  | 2 660                    | 418               | 572                | 378                  | 292                  | 393                  | 213                  | 272                  | 91                   | 31               | 12 249           | 16 319         | 513                                |
| 25 to 34 years  | 16 076                   | 1 549             | 2 506              | 2 062                | 1 721                | 3 617                | 1 916                | 1 724                | 739                  | 242              | 15 228           | 16 782         | 1 954                              |
| 35 to 44 years  | 16 278                   | 1 393             | 2 251              | 1 913                | 1 796                | 3 488                | 2 462                | 1 895                | 762                  | 318              | 16 008           | 17 676         | 1 929                              |
| 45 to 64 years  | 30 194                   | 4 022             | 5 569              | 3 468                | 2 992                | 5 134                | 3 676                | 3 386                | 1 354                | 593              | 14 203           | 16 590         | 3 629                              |
| 65 years and over   | 29 261                   | 9 882             | 9 417              | 2 766                | 1 535                | 2 253                | 1 280                | 1 305                | 458                  | 365              | 7 148            | 10 317         | 5 173                              |
| <b>Median age</b>   | <b>44.9</b>              | <b>63.6</b>       | <b>63.5</b>        | <b>52.7</b>          | <b>47.1</b>          | <b>40.5</b>          | <b>39.4</b>          | <b>41.5</b>          | <b>45.4</b>          | <b>47.4</b>      | <b>...</b>       | <b>...</b>     | <b>52.1</b>                        |
| <b>YEAR HOUSEHOLDER MOVED INTO UNIT</b>   |                          |                   |                    |                      |                      |                      |                      |                      |                      |                  |                  |                |                                    |
| 1979 to March 1980  | 101 440                  | 3 587             | 6 630              | 6 022                | 6 211                | 16 342               | 17 968               | 24 075               | 13 615               | 6 990            | 23 063           | 26 479         | 4 145                              |
| 1975 to 1978  | 180 273                  | 5 957             | 10 480             | 8 094                | 8 907                | 25 857               | 31 209               | 46 755               | 28 074               | 14 940           | 24 937           | 28 336         | 6 933                              |
| 1970 to 1974  | 96 512                   | 4 228             | 7 174              | 4 932                | 4 783                | 12 376               | 14 675               | 23 555               | 15 778               | 9 011            | 25 031           | 28 914         | 4 205                              |
| 1960 to 1969  | 96 018                   | 5 868             | 8 968              | 5 229                | 4 881                | 11 794               | 12 336               | 21 641               | 16 674               | 8 627            | 24 541           | 28 176         | 4 874                              |
| 1959 or earlier   | 71 308                   | 9 017             | 14 228             | 6 092                | 5 055                | 8 631                | 7 714                | 10 317               | 6 722                | 3 532            | 15 678           | 20 136         | 5 856                              |
| <b>SELECTED CHARACTERISTICS</b>   |                          |                   |                    |                      |                      |                      |                      |                      |                      |                  |                  |                |                                    |
| <b>Complete plumbing for exclusive use</b>  | <b>543 955</b>           | <b>28 288</b>     | <b>47 197</b>      | <b>30 193</b>        | <b>29 740</b>        | <b>74 807</b>        | <b>83 746</b>        | <b>126 214</b>       | <b>80 748</b>        | <b>43 022</b>    | <b>23 573</b>    | <b>27 023</b>  | <b>25 712</b>                      |
| 1.01 or more persons per room   | 7 096                    | 279               | 714                | 574                  | 554                  | 1 267                | 1 215                | 1 533                | 697                  | 263              | 20 525           | 22 403         | 987                                |
| <b>Locking complete plumbing for exclusive use</b>  | <b>1 596</b>             | <b>369</b>        | <b>283</b>         | <b>176</b>           | <b>97</b>            | <b>193</b>           | <b>156</b>           | <b>129</b>           | <b>115</b>           | <b>78</b>        | <b>12 074</b>    | <b>16 824</b>  | <b>301</b>                         |
| 1.01 or more persons per room   | 103                      | 5                 | 34                 | 12                   | 13                   | 2                    | 20                   | -                    | 13                   | 4                | 12 596           | 17 743         | 26                                 |
| <b>Heating equipment</b>  | <b>545 464</b>           | <b>28 645</b>     | <b>47 480</b>      | <b>30 361</b>        | <b>29 831</b>        | <b>74 992</b>        | <b>83 881</b>        | <b>126 322</b>       | <b>80 857</b>        | <b>43 095</b>    | <b>23 545</b>    | <b>26 993</b>  | <b>26 007</b>                      |
| Central heating system  | 524 998                  | 25 451            | 43 848             | 28 653               | 28 326               | 71 936               | 81 241               | 123 352              | 79 620               | 42 571           | 23 869           | 27 354         | 23 208                             |
| <b>Air conditioning</b>   | <b>145 687</b>           | <b>6 795</b>      | <b>13 156</b>      | <b>8 811</b>         | <b>8 160</b>         | <b>19 285</b>        | <b>20 541</b>        | <b>31 774</b>        | <b>22 123</b>        | <b>15 042</b>    | <b>23 953</b>    | <b>28 994</b>  | <b>5 870</b>                       |
| Central system  | 79 632                   | 3 103             | 5 835              | 4 146                | 3 728                | 9 294                | 10 398               | 18 046               | 14 031               | 11 051           | 26 549           | 32 736         | 2 627                              |
| <b>Vehicles available</b>   | <b>530 641</b>           | <b>21 998</b>     | <b>42 923</b>      | <b>29 159</b>        | <b>29 110</b>        | <b>74 230</b>        | <b>83 376</b>        | <b>126 054</b>       | <b>80 765</b>        | <b>43 026</b>    | <b>23 993</b>    | <b>27 526</b>  | <b>21 800</b>                      |
| 1   | 128 200                  | 13 491            | 24 813             | 14 504               | 12 046               | 23 646               | 16 583               | 14 733               | 5 746                | 2 638            | 14 844           | 17 006         | 10 788                             |
| 2 or more   | 402 441                  | 8 507             | 18 110             | 14 655               | 17 064               | 50 584               | 66 793               | 111 321              | 75 019               | 40 388           | 26 878           | 30 878         | 11 012                             |
| <b>House heating fuel</b>   | <b>545 464</b>           | <b>28 645</b>     | <b>47 480</b>      | <b>30 361</b>        | <b>29 831</b>        | <b>74 992</b>        | <b>83 881</b>        | <b>126 322</b>       | <b>80 857</b>        | <b>43 095</b>    | <b>23 545</b>    | <b>26 993</b>  | <b>26 007</b>                      |
| Utility gas   | 489 197                  | 25 044            | 42 516             | 27 136               | 26 454               | 67 036               | 75 261               | 113 539              | 73 415               | 38 796           | 23 650           | 27 078         | 22 254                             |
| Bottled, tank, or LP gas  | 15 916                   | 1 596             | 1 895              | 1 118                | 1 173                | 2 307                | 2 072                | 2 783                | 1 827                | 1 145            | 19 685           | 23 910         | 1 557                              |
| Electricity   | 31 765                   | 1 354             | 2 262              | 1 600                | 1 652                | 4 363                | 5 026                | 8 169                | 4 659                | 2 680            | 24 556           | 28 034         | 1 559                              |
| Fuel oil, kerosene, etc.  | 1 251                    | 125               | 193                | 71                   | 51                   | 135                  | 180                  | 160                  | 180                  | 156              | 21 275           | 28 004         | 89                                 |
| Other   | 7 335                    | 526               | 614                | 436                  | 501                  | 1 151                | 1 342                | 1 671                | 776                  | 318              | 21 394           | 23 395         | 548                                |
| <b>Median rooms</b>   | <b>6.5</b>               | <b>5.0</b>        | <b>5.1</b>         | <b>5.4</b>           | <b>5.6</b>           | <b>5.9</b>           | <b>6.4</b>           | <b>7.0</b>           | <b>7.6</b>           | <b>8.2</b>       | <b>...</b>       | <b>...</b>     | <b>5.4</b>                         |
| <b>Specified owner-occupied housing units</b>   | <b>441 462</b>           | <b>20 821</b>     | <b>34 266</b>      | <b>21 838</b>        | <b>21 979</b>        | <b>58 204</b>        | <b>69 764</b>        | <b>108 355</b>       | <b>70 216</b>        | <b>36 019</b>    | <b>24 531</b>    | <b>27 720</b>  | <b>19 171</b>                      |
| <b>MORTGAGE STATUS AND SELECTED MONTHLY OWNER COSTS</b>   |                          |                   |                    |                      |                      |                      |                      |                      |                      |                  |                  |                |                                    |
| <b>With a mortgage</b>  | <b>351 667</b>           | <b>9 685</b>      | <b>16 509</b>      | <b>13 844</b>        | <b>15 531</b>        | <b>46 895</b>        | <b>60 053</b>        | <b>96 233</b>        | <b>62 070</b>        | <b>30 847</b>    | <b>26 131</b>    | <b>29 441</b>  | <b>11 577</b>                      |
| Less than \$200   | 18 052                   | 1 801             | 3 012              | 1 643                | 1 307                | 3 055                | 2 557                | 3 127                | 1 307                | 243              | 16 896           | 18 580         | 1 642                              |
| \$200 to \$249  | 32 051                   | 1 427             | 2 889              | 2 149                | 2 025                | 5 257                | 5 171                | 8 049                | 4 187                | 897              | 21 864           | 23 304         | 1 495                              |
| \$250 to \$299  | 35 421                   | 1 290             | 2 200              | 2 012                | 2 235                | 5 582                | 6 122                | 8 804                | 5 558                | 1 618            | 23 290           | 25 375         | 1 421                              |
| \$300 to \$349  | 34 281                   | 898               | 1 840              | 1 616                | 1 949                | 5 649                | 6 569                | 8 740                | 5 084                | 1 936            | 23 528           | 26 391         | 1 154                              |
| \$350 to \$399  | 36 209                   | 897               | 1 643              | 1 477                | 2 049                | 5 809                | 7 081                | 9 765                | 5 422                | 2 066            | 24 046           | 26 848         | 1 178                              |
| \$400 to \$499  | 66 216                   | 1 293             | 2 236              | 2 320                | 2 901                | 9 952                | 12 991               | 18 633               | 11 138               | 4 752            | 25 119           | 28 713         | 1 746                              |
| \$500 to \$599  | 50 178                   | 840               | 1 200              | 1 351                | 1 660                | 6 120                | 9 354                | 15 637               | 9 577                | 4 439            | 26 843           | 30 481         | 1 203                              |
| \$600 to \$749  | 45 908                   | 680               | 898                | 920                  | 986                  | 4 032                | 7 393                | 15 384               | 10 451               | 5 164            | 28 912           | 33 356         | 978                                |
| \$750 or more   | 33 351                   | 559               | 591                | 356                  | 419                  | 1 439                | 2 815                | 8 094                | 9 732                | 3 368            | 33 368           | 45 973         | 760                                |
| <b>Median</b>   | <b>\$429</b>             | <b>\$318</b>      | <b>\$304</b>       | <b>\$335</b>         | <b>\$356</b>         | <b>\$384</b>         | <b>\$418</b>         | <b>\$451</b>         | <b>\$485</b>         | <b>\$588</b>     | <b>...</b>       | <b>...</b>     | <b>\$353</b>                       |
| <b>Not mortgaged</b>  | <b>89 795</b>            | <b>11 136</b>     | <b>17 757</b>      | <b>7 994</b>         | <b>6 448</b>         | <b>11 309</b>        | <b>9 711</b>         | <b>12 122</b>        | <b>8 146</b>         | <b>5 172</b>     | <b>15 663</b>    | <b>20 979</b>  | <b>7 594</b>                       |
| Less than \$50  | 395                      | 139               | 95                 | 56                   | 33                   | 41                   | 6                    | 25                   | -                    | -                | 8 099            | 9 526          | 82                                 |
| \$50 to \$74  | 3 838                    | 1 208             | 1 130              | 358                  | 243                  | 396                  | 220                  | 156                  | 84                   | 43               | 7 962            | 10 897         | 851                                |
| \$75 to \$99  | 13 877                   | 3 029             | 4 220              | 1 441                | 1 211                | 1 456                | 1 084                | 910                  | 438                  | 88               | 9 612            | 12 450         | 1 785                              |
| \$100 to \$124  | 21 923                   | 3 063             | 5 436              | 2 461                | 1 744                | 2 935                | 2 411                | 2 438                | 1 129                | 306              | 12 502           | 15 697         | 1 999                              |
| \$125 to \$149  | 18 933                   | 1 723             | 3 396              | 1 773                | 1 445                | 2 914                | 2 325                | 3 116                | 1 690                | 551              | 16 896           | 19 617         | 1 280                              |
| \$150 to \$199  | 20 020                   | 1 431             | 2 453              | 1 422                | 1 296                | 2 693                | 2 593                | 3 620                | 2 976                | 1 536            | 21 227           | 25 142         | 1 122                              |
| \$200 to \$249  | 6 280                    | 309               | 704                | 340                  | 320                  | 604                  | 703                  | 1 237                | 1 099                | 964              | 25 966           | 31 196         | 247                                |
| \$250 or more   | 4 529                    | 234               | 323                | 143                  | 156                  | 270                  | 369                  | 620                  | 730                  | 1 684            | 37 360           | 55 348         | 228                                |
| <b>Median</b>   | <b>\$131</b>             | <b>\$110</b>      | <b>\$116</b>       | <b>\$122</b>         | <b>\$125</b>         | <b>\$132</b>         | <b>\$137</b>         | <b>\$145</b>         | <b>\$162</b>         | <b>\$203</b>     | <b>...</b>       | <b>...</b>     | <b>\$113</b>                       |
| <b>MORTGAGE STATUS AND SELECTED MONTHLY OWNER COSTS AS PERCENTAGE OF HOUSEHOLD INCOME IN 1979</b> |                          |                   |                    |                      |                      |                      |                      |                      |                      |                  |                  |                |                                    |
| <b>With a mortgage</b>  | <b>351 667</b>           | <b>9 685</b>      | <b>16 509</b>      | <b>13 844</b>        | <b>15 531</b>        | <b>46 895</b>        |                      |                      |                      |                  |                  |                |                                    |

Table B-4. Income and Poverty Status in 1979 of Renter-Occupied Housing Units: 1980

[Data are estimates based on a sample, see Introduction. For meaning of symbols, see Introduction. For definitions of terms, see appendixes A and B.]

| Inside SMSA's                                      | Household income in 1979 |                   |                    |                      |                      |                      |                      |                      |                      |                  |                  | Income in 1979 below poverty level |                |
|--|--------------------------|-------------------|--------------------|----------------------|----------------------|----------------------|----------------------|----------------------|----------------------|------------------|------------------|------------------------------------|----------------|
|  | Total                    | Less than \$5,000 | \$5,000 to \$9,999 | \$10,000 to \$12,499 | \$12,500 to \$14,999 | \$15,000 to \$19,999 | \$20,000 to \$24,999 | \$25,000 to \$34,999 | \$35,000 to \$49,999 | \$50,000 or more | Median (dollars) |                                    | Mean (dollars) |
| <b>Renter-occupied housing units</b>               | <b>316 412</b>           | <b>58 372</b>     | <b>72 990</b>      | <b>39 658</b>        | <b>30 193</b>        | <b>48 477</b>        | <b>29 623</b>        | <b>24 808</b>        | <b>8 727</b>         | <b>3 564</b>     | <b>11 692</b>    | <b>13 862</b>                      | <b>59 801</b>  |
| <b>HOUSEHOLD TYPE AND AGE OF HOUSEHOLDER</b>       |                          |                   |                    |                      |                      |                      |                      |                      |                      |                  |                  |                                    |                |
| <b>Married-couple families</b>                     | <b>105 545</b>           | <b>6 848</b>      | <b>19 469</b>      | <b>13 536</b>        | <b>11 161</b>        | <b>21 087</b>        | <b>14 771</b>        | <b>12 624</b>        | <b>4 313</b>         | <b>1 736</b>     | <b>15 378</b>    | <b>17 398</b>                      | <b>10 634</b>  |
| 15 to 24 years                                     | 22 326                   | 1 959             | 5 772              | 3 854                | 2 631                | 4 523                | 2 160                | 1 124                | 226                  | 77               | 12 226           | 13 363                             | 2 779          |
| 25 to 34 years                                     | 43 381                   | 2 449             | 6 637              | 5 583                | 4 769                | 9 606                | 7 218                | 5 385                | 1 221                | 513              | 16 065           | 17 353                             | 4 178          |
| 35 to 44 years                                     | 15 887                   | 931               | 1 739              | 1 609                | 1 443                | 3 376                | 2 377                | 2 913                | 1 129                | 370              | 18 291           | 20 784                             | 1 739          |
| 45 to 64 years                                     | 15 464                   | 893               | 2 054              | 1 346                | 1 362                | 2 579                | 2 415                | 2 683                | 1 482                | 650              | 18 920           | 21 831                             | 1 445          |
| 65 years and over                                  | 8 487                    | 616               | 3 267              | 1 144                | 956                  | 1 003                | 601                  | 519                  | 255                  | 126              | 10 788           | 13 818                             | 493            |
| <b>Male householder, no wife present</b>           | <b>92 358</b>            | <b>15 029</b>     | <b>20 424</b>      | <b>11 251</b>        | <b>8 762</b>         | <b>15 043</b>        | <b>9 242</b>         | <b>7 933</b>         | <b>3 270</b>         | <b>1 404</b>     | <b>12 383</b>    | <b>14 739</b>                      | <b>15 024</b>  |
| 15 to 24 years                                     | 28 072                   | 5 008             | 7 607              | 3 962                | 2 651                | 4 133                | 2 089                | 1 728                | 690                  | 204              | 10 897           | 12 819                             | 6 681          |
| 25 to 34 years                                     | 36 260                   | 3 786             | 7 362              | 4 621                | 3 961                | 6 983                | 4 271                | 3 611                | 1 215                | 450              | 13 990           | 15 623                             | 3 851          |
| 35 to 44 years                                     | 10 748                   | 1 204             | 1 629              | 1 143                | 913                  | 1 990                | 1 524                | 1 323                | 700                  | 322              | 16 041           | 18 297                             | 1 080          |
| 45 to 64 years                                     | 11 999                   | 2 538             | 2 305              | 1 291                | 967                  | 1 597                | 1 206                | 1 146                | 565                  | 384              | 12 240           | 16 030                             | 2 009          |
| 65 years and over                                  | 5 279                    | 2 493             | 1 521              | 234                  | 270                  | 340                  | 152                  | 125                  | 100                  | 44               | 5 397            | 8 706                              | 1 403          |
| <b>Female householder, no husband present</b>      | <b>118 509</b>           | <b>36 495</b>     | <b>33 097</b>      | <b>14 871</b>        | <b>10 270</b>        | <b>12 347</b>        | <b>5 610</b>         | <b>4 251</b>         | <b>1 144</b>         | <b>424</b>       | <b>8 364</b>     | <b>10 030</b>                      | <b>34 143</b>  |
| 15 to 24 years                                     | 27 538                   | 8 613             | 8 479              | 3 378                | 2 213                | 2 547                | 1 224                | 802                  | 217                  | 65               | 7 971            | 9 378                              | 10 488         |
| 25 to 34 years                                     | 35 898                   | 7 131             | 9 767              | 5 911                | 4 033                | 4 724                | 2 019                | 1 680                | 509                  | 124              | 10 445           | 11 695                             | 8 314          |
| 35 to 44 years                                     | 13 019                   | 2 923             | 3 269              | 2 016                | 1 251                | 2 001                | 789                  | 576                  | 121                  | 73               | 10 394           | 11 514                             | 3 512          |
| 45 to 64 years                                     | 17 847                   | 5 146             | 4 834              | 2 099                | 1 772                | 1 921                | 1 058                | 791                  | 161                  | 65               | 8 894            | 10 455                             | 4 672          |
| 65 years and over                                  | 24 207                   | 12 682            | 6 748              | 1 467                | 1 001                | 1 154                | 520                  | 402                  | 136                  | 97               | 4 863            | 7 192                              | 7 157          |
| <b>Median age</b>                                  | <b>31.0</b>              | <b>35.4</b>       | <b>29.8</b>        | <b>29.2</b>          | <b>29.7</b>          | <b>29.9</b>          | <b>31.1</b>          | <b>32.9</b>          | <b>36.3</b>          | <b>39.2</b>      | <b>...</b>       | <b>...</b>                         | <b>30.1</b>    |
| <b>YEAR HOUSEHOLDER MOVED INTO UNIT</b>            |                          |                   |                    |                      |                      |                      |                      |                      |                      |                  |                  |                                    |                |
| 1979 to March 1980                                 | 187 689                  | 32 786            | 44 484             | 24 241               | 17 889               | 29 005               | 17 813               | 14 274               | 5 164                | 2 033            | 11 709           | 13 865                             | 37 246         |
| 1975 to 1978                                       | 91 095                   | 15 704            | 19 301             | 11 497               | 9 355                | 14 779               | 9 092                | 7 870                | 2 515                | 982              | 12 292           | 14 268                             | 15 252         |
| 1970 to 1974                                       | 21 270                   | 5 258             | 5 016              | 2 296                | 1 762                | 2 780                | 1 652                | 1 703                | 563                  | 240              | 10 393           | 13 005                             | 4 111          |
| 1960 to 1969                                       | 11 463                   | 3 047             | 2 926              | 1 072                | 848                  | 1 503                | 741                  | 777                  | 329                  | 220              | 9 565            | 12 919                             | 2 144          |
| 1959 or earlier                                    | 4 895                    | 1 577             | 1 263              | 552                  | 339                  | 410                  | 325                  | 184                  | 156                  | 89               | 8 219            | 12 156                             | 1 048          |
| <b>PLUMBING FACILITIES BY PERSONS PER ROOM</b>     |                          |                   |                    |                      |                      |                      |                      |                      |                      |                  |                  |                                    |                |
| <b>Complete plumbing for exclusive use</b>         | <b>309 526</b>           | <b>55 917</b>     | <b>71 148</b>      | <b>38 950</b>        | <b>29 705</b>        | <b>47 678</b>        | <b>29 330</b>        | <b>24 606</b>        | <b>8 679</b>         | <b>3 513</b>     | <b>11 778</b>    | <b>13 957</b>                      | <b>57 527</b>  |
| 0.50 or less                                       | 196 314                  | 38 216            | 45 853             | 24 841               | 18 643               | 28 978               | 17 971               | 14 375               | 5 066                | 2 371            | 11 418           | 13 595                             | 30 846         |
| 0.51 to 1.00                                       | 101 183                  | 15 660            | 22 447             | 12 496               | 9 763                | 16 898               | 10 421               | 9 241                | 3 221                | 1 036            | 12 498           | 14 658                             | 22 284         |
| 1.01 to 1.50                                       | 8 336                    | 1 309             | 1 859              | 1 080                | 936                  | 1 312                | 674                  | 805                  | 271                  | 90               | 12 315           | 14 747                             | 2 951          |
| 1.51 or more                                       | 3 693                    | 732               | 989                | 533                  | 363                  | 490                  | 264                  | 185                  | 121                  | 16               | 10 589           | 12 211                             | 1 446          |
| <b>Lacking complete plumbing for exclusive use</b> | <b>6 886</b>             | <b>2 455</b>      | <b>1 842</b>       | <b>708</b>           | <b>488</b>           | <b>799</b>           | <b>293</b>           | <b>202</b>           | <b>48</b>            | <b>51</b>        | <b>7 414</b>     | <b>9 608</b>                       | <b>2 274</b>   |
| 0.50 or less                                       | 3 499                    | 1 310             | 944                | 323                  | 209                  | 404                  | 147                  | 104                  | 35                   | 23               | 7 270            | 9 638                              | 1 011          |
| 0.51 to 1.00                                       | 2 865                    | 998               | 768                | 295                  | 238                  | 339                  | 122                  | 85                   | 8                    | 12               | 7 393            | 9 206                              | 1 036          |
| 1.01 to 1.50                                       | 214                      | 34                | 66                 | 52                   | 22                   | 29                   | 7                    | 4                    | -                    | -                | 10 337           | 10 215                             | 87             |
| 1.51 or more                                       | 308                      | 113               | 64                 | 38                   | 19                   | 27                   | 17                   | 9                    | 5                    | 16               | 6 898            | 12 582                             | 140            |
| <b>SELECTED CHARACTERISTICS</b>                    |                          |                   |                    |                      |                      |                      |                      |                      |                      |                  |                  |                                    |                |
| <b>Heating equipment</b>                           | <b>316 137</b>           | <b>58 270</b>     | <b>72 911</b>      | <b>39 632</b>        | <b>30 151</b>        | <b>48 465</b>        | <b>29 623</b>        | <b>24 808</b>        | <b>8 727</b>         | <b>3 550</b>     | <b>11 696</b>    | <b>13 855</b>                      | <b>59 653</b>  |
| Central heating system                             | 297 434                  | 53 340            | 67 656             | 37 284               | 28 644               | 46 137               | 28 475               | 24 042               | 8 444                | 3 412            | 11 859           | 14 030                             | 54 530         |
| <b>Air conditioning</b>                            | <b>127 699</b>           | <b>18 566</b>     | <b>27 806</b>      | <b>16 907</b>        | <b>13 506</b>        | <b>21 482</b>        | <b>13 211</b>        | <b>10 974</b>        | <b>3 642</b>         | <b>1 605</b>     | <b>12 606</b>    | <b>14 775</b>                      | <b>17 363</b>  |
| Central system                                     | 54 806                   | 7 526             | 10 493             | 6 522                | 5 667                | 9 451                | 6 118                | 5 918                | 2 175                | 936              | 13 763           | 16 065                             | 6 822          |
| <b>Vehicles available</b>                          | <b>266 942</b>           | <b>33 078</b>     | <b>58 133</b>      | <b>35 992</b>        | <b>28 141</b>        | <b>46 426</b>        | <b>28 853</b>        | <b>24 262</b>        | <b>8 580</b>         | <b>3 477</b>     | <b>13 057</b>    | <b>15 212</b>                      | <b>39 145</b>  |
| 1  | 155 398                  | 26 402            | 43 666             | 24 403               | 16 745               | 23 728               | 10 809               | 6 728                | 1 859                | 1 058            | 10 782           | 12 210                             | 26 745         |
| 2 or more  | 111 544                  | 6 676             | 14 467             | 11 589               | 11 396               | 22 698               | 18 044               | 17 534               | 6 721                | 2 419            | 17 335           | 19 355                             | 12 400         |
| <b>House heating fuel</b>                          | <b>316 137</b>           | <b>58 270</b>     | <b>72 911</b>      | <b>39 632</b>        | <b>30 151</b>        | <b>48 465</b>        | <b>29 623</b>        | <b>24 808</b>        | <b>8 727</b>         | <b>3 550</b>     | <b>11 696</b>    | <b>13 855</b>                      | <b>59 653</b>  |
| Utility gas  | 257 328                  | 46 761            | 58 838             | 31 916               | 24 559               | 39 481               | 24 762               | 20 664               | 7 345                | 3 002            | 11 807           | 13 982                             | 47 443         |
| Bottled, tank, or LP gas                           | 8 010                    | 1 205             | 1 971              | 1 126                | 735                  | 1 186                | 765                  | 623                  | 233                  | 166              | 11 841           | 14 579                             | 1 456          |
| Electricity  | 44 180                   | 8 803             | 10 380             | 5 663                | 4 316                | 6 887                | 3 597                | 3 223                | 996                  | 315              | 11 283           | 13 173                             | 9 255          |
| Fuel oil, kerosene, etc.                           | 2 519                    | 533               | 625                | 354                  | 226                  | 331                  | 202                  | 157                  | 71                   | 20               | 10 717           | 12 816                             | 520            |
| Other  | 4 100                    | 968               | 1 097              | 573                  | 315                  | 580                  | 297                  | 141                  | 82                   | 47               | 9 928            | 12 514                             | 979            |
| <b>Median rooms</b>                                | <b>4.0</b>               | <b>3.3</b>        | <b>3.7</b>         | <b>3.9</b>           | <b>4.0</b>           | <b>4.2</b>           | <b>4.4</b>           | <b>4.8</b>           | <b>5.2</b>           | <b>5.2</b>       | <b>...</b>       | <b>...</b>                         | <b>3.7</b>     |
| <b>Specified renter-occupied housing units</b>     | <b>307 608</b>           | <b>57 102</b>     | <b>71 254</b>      | <b>38 572</b>        | <b>29 510</b>        | <b>47 060</b>        | <b>28 592</b>        | <b>23 938</b>        | <b>8 258</b>         | <b>3 322</b>     | <b>11 649</b>    | <b>13 788</b>                      | <b>58 230</b>  |
| <b>CONTRACT RENT</b>                               |                          |                   |                    |                      |                      |                      |                      |                      |                      |                  |                  |                                    |                |
| Less than \$100                                    | 20 583                   | 12 758            | 4 464              | 1 135                | 656                  | 780                  | 405                  | 265                  | 104                  | 16               | 4 341            | 6 040                              | 10 863         |
| \$100 to \$149                                     | 29 107                   | 9 811             | 9 466              | 3 486                | 2 062                | 2 282                | 1 045                | 680                  | 174                  | 101              | 7 192            | 8 942                              | 8 251          |
| \$150 to \$199                                     | 62 241                   | 13 811            | 20 049             | 8 983                | 5 952                | 7 300                | 3 440                | 2 034                | 498                  | 174              | 9 301            | 10 611                             | 12 834         |
| \$200 to \$249                                     | 66 802                   | 9 695             | 17 041             | 10 328               | 7 517                | 11 465               | 5 805                | 3 640                | 987                  | 324              | 11 613           | 13 060                             | 10 267         |
| \$250 to \$299                                     | 51 738                   | 5 249             | 9 653              | 6 377                | 6 377                | 10 868               | 6 159                | 4 636                | 1 227                | 414              | 13 994           | 15 272                             | 6 684          |
| \$300 to \$349                                     | 28 814                   | 2 020             | 4 085              | 3 215                | 3 145                | 6 001                | 4 839                | 3 894                | 1 207                | 408              | 16 449           | 18 004                             | 3 298          |
| \$350 to \$399                                     | 19 729                   | 1 116             | 2 330              | 1 773                | 1 807                | 3 374                | 3 331                | 3 734                | 1 272                | 392              | 18 480           | 19 937                             | 2 210          |
| \$400 to \$499                                     | 15 510                   | 873               | 1 523              | 1 142                | 1 034                | 2 675                | 2 449                | 3 375                | 1 777                | 662              | 20 903           | 23 240                             | 1 867          |
| \$500 or more                                      | 4 555                    | 229               | 359                | 211                  | 159                  | 516                  | 497                  | 1 110                | 828                  | 646              | 27 287           | 31 172                             | 530            |
| No cash rent                                       | 8 529                    | 1 540             | 2 284              | 1 144                | 801                  | 1 199                | 622                  | 570                  | 184                  | 185              | 10 963           | 13 950                             | 1 426          |
| <b>Median</b>                                      | <b>\$227</b>             | <b>\$168</b>      | <b>\$201</b>       | <b>\$223</b>         | <b>\$237</b>         | <b>\$255</b>         | <b>\$276</b>         | <b>\$306</b>         | <b>\$343</b>         | <b>\$367</b>     | <b>...</b>       | <b>...</b>                         | <b>\$185</b>   |
| <b>GROSS RENT</b>                                  |                          |                   |                    |                      |                      |                      |                      |                      |                      |                  |                  |                                    |                |
| Less than \$100                                    | 14 449                   | 10 445            | 2 481              | 595                  | 336                  | 298                  | 177                  | 65                   | 48                   | 4                | 3 952            | 4 917                              | 8 540          |
| \$100 to \$149                                     | 20 116                   | 8 046             | 7 007              | 1 901                | 1 031                | 1 187                | 502                  | 328                  | 62                   | 52               | 6 151            | 7 765                              | 6 351          |
| \$150 to \$199                                     | 44 270                   | 11 476            | 15 157             | 6 357                | 3 850                | 4 309                | 1 844                | 961                  | 234                  | 82               | 8 456            | 9 626                              | 10 138         |
| \$200 to \$249                                     | 65 637                   | 11 456            | 18 637             | 10 341               | 7 116                | 9 626                | 4 633                | 2 768                | 817                  | 243              | 10 659           | 11 885                             | 11 253         |
| \$250 to \$299                                     | 52 713                   | 6 504             | 11 337             | 7 804                | 6 600                | 9 916                | 5 417                | 3 813                | 961                  | 361              | 12 770           | 14 145                             | 7 588          |
| \$300 to \$349                                     | 37 438                   | 3 431             | 6 411              | 4 621                | 4 174                | 8 116                | 5 159                | 3 934                | 1 168                | 424              | 15 043           | 16 563                             | 4 992          |
| \$350 to \$399                                     | 22 178                   | 1 819             | 3 436              | 2 314                | 2 248                | 4 622                | 3 570                | 2 959                | 879                  | 331              | 16 291           | 17 617                             | 2 952          |
| \$400 to \$499                                     | 25 401                   | 1 561             | 3 040              | 2 426                | 2 430                | 5 184                | 4 038                | 4 539                | 1 699                | 484              | 17 975           | 19 752                             | 3 120          |
| \$500 or more                                      | 16 877                   | 824               |                    |                      |                      |                      |                      |                      |                      |                  |                  |                                    |                |

Table B-5. Selected Monthly Owner Costs for Mortgaged Housing Units: 1980

[Data are estimates based on a sample, see Introduction. For meaning of symbols, see Introduction. For definitions of terms, see appendixes A and B]

| Inside SMSA's   | Total          | Less than \$200 | \$200 to \$249 | \$250 to \$299 | \$300 to \$349 | \$350 to \$399 | \$400 to \$499 | \$500 to \$599 | \$600 to \$749 | \$750 or more | Median (dollars) |
|---|----------------|-----------------|----------------|----------------|----------------|----------------|----------------|----------------|----------------|---------------|------------------|
| <b>Specified owner-occupied housing units</b>                                 | <b>351 667</b> | <b>18 052</b>   | <b>32 051</b>  | <b>35 421</b>  | <b>34 281</b>  | <b>36 209</b>  | <b>66 216</b>  | <b>50 178</b>  | <b>45 908</b>  | <b>33 351</b> | <b>429</b>       |
| <b>PERSONS IN UNIT</b>  |                |                 |                |                |                |                |                |                |                |               |                  |
| 1 person  | 29 915         | 3 805           | 4 038          | 3 308          | 3 053          | 3 311          | 5 024          | 3 416          | 2 681          | 1 279         | 361              |
| 2 persons   | 98 382         | 7 455           | 11 358         | 11 041         | 9 516          | 9 726          | 17 011         | 12 968         | 11 505         | 7 802         | 401              |
| 3 persons   | 75 325         | 3 095           | 6 787          | 7 829          | 7 380          | 7 745          | 14 725         | 11 046         | 10 084         | 6 634         | 431              |
| 4 persons   | 88 151         | 2 091           | 5 781          | 7 558          | 8 690          | 9 311          | 18 302         | 13 612         | 12 655         | 10 151        | 457              |
| 5 persons   | 39 564         | 1 028           | 2 617          | 3 593          | 3 732          | 4 039          | 7 691          | 6 145          | 5 836          | 4 883         | 461              |
| 6 persons   | 13 568         | 350             | 992            | 1 374          | 1 207          | 1 499          | 2 386          | 1 938          | 2 066          | 1 756         | 450              |
| 7 persons   | 4 827          | 175             | 348            | 580            | 549            | 358            | 745            | 744            | 738            | 590           | 453              |
| 8 or more persons   | 1 935          | 53              | 130            | 138            | 154            | 220            | 332            | 309            | 343            | 256           | 483              |
| Median  | 3.13           | 2.20            | 2.59           | 2.93           | 3.12           | 3.15           | 3.25           | 3.29           | 3.37           | 3.59          | ...              |
| <b>HOUSEHOLD TYPE AND AGE OF HOUSEHOLDER</b>                                  |                |                 |                |                |                |                |                |                |                |               |                  |
| <b>Married-couple families</b>  | <b>282 295</b> | <b>11 646</b>   | <b>23 832</b>  | <b>27 228</b>  | <b>26 830</b>  | <b>28 567</b>  | <b>53 575</b>  | <b>41 820</b>  | <b>39 346</b>  | <b>29 451</b> | <b>441</b>       |
| 15 to 24 years  | 7 383          | 150             | 219            | 449            | 497            | 808            | 1 996          | 1 731          | 1 265          | 268           | 479              |
| 25 to 34 years  | 83 700         | 869             | 2 255          | 4 418          | 6 419          | 8 725          | 19 503         | 16 524         | 15 811         | 9 176         | 498              |
| 35 to 44 years  | 82 497         | 1 518           | 4 923          | 6 567          | 7 088          | 8 129          | 15 786         | 12 947         | 13 393         | 12 146        | 482              |
| 45 to 64 years  | 97 949         | 7 052           | 13 935         | 13 867         | 11 441         | 10 028         | 15 261         | 10 185         | 8 536          | 7 644         | 363              |
| 65 years and over   | 10 766         | 2 057           | 2 500          | 1 927          | 1 385          | 877            | 1 029          | 433            | 341            | 217           | 271              |
| <b>Male householder, no wife present</b>                                      | <b>28 234</b>  | <b>1 898</b>    | <b>2 231</b>   | <b>2 372</b>   | <b>2 590</b>   | <b>2 855</b>   | <b>5 724</b>   | <b>4 336</b>   | <b>3 874</b>   | <b>2 354</b>  | <b>436</b>       |
| 15 to 24 years  | 2 351          | 103             | 80             | 171            | 243            | 270            | 532            | 466            | 374            | 112           | 455              |
| 25 to 34 years  | 12 545         | 390             | 440            | 791            | 1 073          | 1 351          | 2 833          | 2 476          | 2 179          | 1 012         | 478              |
| 35 to 44 years  | 6 252          | 326             | 514            | 449            | 507            | 657            | 1 246          | 862            | 877            | 814           | 455              |
| 45 to 64 years  | 5 963          | 710             | 913            | 815            | 658            | 502            | 1 048          | 502            | 434            | 381           | 341              |
| 65 years and over   | 1 123          | 369             | 284            | 146            | 109            | 75             | 65             | 30             | 10             | 35            | 234              |
| <b>Female householder, no husband present</b>                                 | <b>41 138</b>  | <b>4 508</b>    | <b>5 988</b>   | <b>5 821</b>   | <b>4 861</b>   | <b>4 787</b>   | <b>6 917</b>   | <b>4 022</b>   | <b>2 688</b>   | <b>1 546</b>  | <b>344</b>       |
| 15 to 24 years  | 1 072          | 36              | 65             | 123            | 93             | 145            | 253            | 222            | 94             | 41            | 424              |
| 25 to 34 years  | 9 702          | 267             | 693            | 855            | 1 206          | 1 376          | 2 198          | 1 457          | 1 102          | 548           | 421              |
| 35 to 44 years  | 11 214         | 498             | 1 281          | 1 640          | 1 413          | 1 420          | 2 178          | 1 315          | 932            | 537           | 377              |
| 45 to 64 years  | 14 530         | 2 243           | 2 867          | 2 564          | 1 766          | 1 511          | 1 869          | 827            | 490            | 393           | 292              |
| 65 years and over   | 4 620          | 1 464           | 1 082          | 639            | 383            | 335            | 419            | 201            | 70             | 27            | 239              |
| Median age  | 40.5           | 55.6            | 50.9           | 47.3           | 43.4           | 39.8           | 37.7           | 36.2           | 36.2           | 38.6          | ...              |
| <b>YEAR HOUSEHOLDER MOVED INTO UNIT</b>                                       |                |                 |                |                |                |                |                |                |                |               |                  |
| 1979 to March 1980  | 69 935         | 922             | 1 204          | 1 614          | 2 055          | 3 480          | 11 334         | 14 891         | 18 915         | 15 520        | 596              |
| 1975 to 1978  | 133 589        | 1 842           | 3 863          | 7 007          | 11 479         | 16 426         | 34 645         | 24 976         | 20 150         | 13 201        | 474              |
| 1970 to 1974  | 67 963         | 2 813           | 6 117          | 10 759         | 11 340         | 9 814          | 13 094         | 6 602          | 4 428          | 2 996         | 365              |
| 1960 to 1969  | 63 255         | 7 268           | 16 255         | 13 699         | 8 125          | 5 465          | 5 898          | 3 060          | 2 075          | 1 410         | 280              |
| 1959 or earlier   | 16 925         | 5 207           | 4 612          | 2 342          | 1 282          | 1 024          | 1 245          | 649            | 340            | 224           | 235              |
| <b>ROOMS</b>  |                |                 |                |                |                |                |                |                |                |               |                  |
| 1 to 3 rooms  | 3 725          | 565             | 467            | 439            | 451            | 375            | 580            | 415            | 322            | 111           | 343              |
| 4 rooms   | 18 836         | 3 546           | 2 868          | 2 453          | 2 024          | 2 047          | 3 024          | 1 737          | 901            | 236           | 314              |
| 5 rooms   | 48 865         | 5 725           | 6 810          | 6 236          | 5 413          | 5 671          | 8 993          | 5 250          | 3 618          | 1 149         | 352              |
| 6 rooms   | 63 660         | 3 501           | 7 085          | 7 344          | 6 925          | 7 203          | 12 468         | 8 803          | 7 190          | 3 141         | 398              |
| 7 rooms   | 72 983         | 2 461           | 6 190          | 7 046          | 7 076          | 7 446          | 14 597         | 11 566         | 10 788         | 5 813         | 442              |
| 8 or more rooms   | 143 598        | 2 254           | 8 631          | 11 903         | 12 392         | 13 467         | 26 554         | 22 407         | 23 089         | 22 901        | 487              |
| Median  | 7.1            | 5.4             | 6.3            | 6.7            | 6.8            | 6.9            | 7.1            | 7.3            | 7.5            | 8.3           | ...              |
| <b>YEAR STRUCTURE BUILT</b>   |                |                 |                |                |                |                |                |                |                |               |                  |
| 1975 to March 1980  | 84 486         | 613             | 643            | 1 032          | 2 098          | 4 869          | 16 799         | 18 219         | 21 973         | 18 240        | 589              |
| 1970 to 1974  | 65 837         | 604             | 1 616          | 4 883          | 7 539          | 8 799          | 16 350         | 10 933         | 8 999          | 6 114         | 455              |
| 1960 to 1969  | 83 512         | 2 660           | 10 827         | 12 824         | 10 805         | 10 169         | 14 406         | 9 933          | 7 370          | 4 518         | 373              |
| 1950 to 1959  | 66 081         | 8 197           | 11 881         | 9 322          | 7 404          | 6 701          | 10 562         | 5 968          | 3 971          | 2 075         | 325              |
| 1940 to 1949  | 17 828         | 2 363           | 2 754          | 2 576          | 2 265          | 2 025          | 2 773          | 1 628          | 916            | 528           | 327              |
| 1939 or earlier   | 33 923         | 3 615           | 4 330          | 4 784          | 4 170          | 3 646          | 5 326          | 3 497          | 2 679          | 1 876         | 351              |
| <b>VALUE</b>  |                |                 |                |                |                |                |                |                |                |               |                  |
| Less than \$10,000  | 342            | 188             | 85             | 60             | 3              | 6              | -              | -              | -              | -             | 189              |
| \$10,000 to \$19,999  | 2 335          | 991             | 712            | 357            | 133            | 65             | 70             | 7              | -              | -             | 212              |
| \$20,000 to \$29,999  | 8 106          | 2 236           | 2 069          | 1 534          | 1 150          | 620            | 363            | 90             | 44             | -             | 244              |
| \$30,000 to \$39,999  | 16 808         | 3 361           | 3 515          | 3 043          | 2 323          | 2 023          | 1 862          | 467            | 193            | 21            | 275              |
| \$40,000 to \$49,999  | 35 013         | 4 315           | 6 258          | 5 680          | 4 751          | 4 601          | 6 245          | 2 339          | 723            | 101           | 313              |
| \$50,000 to \$59,999  | 52 644         | 3 469           | 7 477          | 6 783          | 6 367          | 6 949          | 11 063         | 6 837          | 3 281          | 418           | 366              |
| \$60,000 to \$79,999  | 123 981        | 2 901           | 10 412         | 13 116         | 12 244         | 13 266         | 27 175         | 21 396         | 18 498         | 4 973         | 435              |
| \$80,000 to \$99,999  | 59 649         | 414             | 1 286          | 3 829          | 4 982          | 5 393          | 11 845         | 11 117         | 12 527         | 8 256         | 519              |
| \$100,000 to \$149,999  | 39 059         | 127             | 200            | 898            | 2 096          | 2 882          | 6 489          | 6 342          | 8 492          | 11 533        | 609              |
| \$150,000 or more   | 13 730         | 50              | 37             | 121            | 232            | 404            | 1 104          | 1 583          | 2 150          | 8 049         | 750+             |
| Median  | \$69 000       | \$45 200        | \$54 200       | \$60 300       | \$63 400       | \$64 900       | \$68 900       | \$74 000       | \$80 300       | \$110 200     | ...              |
| <b>SELECTED MONTHLY OWNER COSTS AS PERCENTAGE OF HOUSEHOLD INCOME IN 1979</b> |                |                 |                |                |                |                |                |                |                |               |                  |
| Less than 15 percent  | 99 372         | 10 894          | 19 625         | 18 542         | 13 692         | 10 575         | 13 419         | 6 083          | 3 708          | 2 834         | 302              |
| 15 to 19 percent  | 65 764         | 2 165           | 4 786          | 6 950          | 8 328          | 9 256          | 14 976         | 9 236          | 6 175          | 3 892         | 409              |
| 20 to 24 percent  | 57 068         | 1 325           | 2 428          | 3 568          | 4 875          | 6 365          | 13 924         | 10 800         | 8 776          | 5 007         | 471              |
| 25 to 29 percent  | 42 492         | 902             | 1 526          | 1 941          | 2 517          | 3 514          | 8 871          | 8 319          | 8 808          | 6 094         | 524              |
| 30 to 34 percent  | 28 010         | 603             | 831            | 1 188          | 1 341          | 2 096          | 5 236          | 5 725          | 6 411          | 4 579         | 547              |
| 35 percent or more  | 57 505         | 2 032           | 2 750          | 3 075          | 3 353          | 4 250          | 9 580          | 9 826          | 11 870         | 10 769        | 538              |
| Not computed  | 1 456          | 131             | 105            | 157            | 175            | 153            | 210            | 189            | 160            | 176           | 403              |
| Median  | 20.9           | 12.9            | 13.2           | 14.6           | 17.0           | 19.0           | 21.7           | 24.5           | 27.4           | 29.0          | ...              |
| <b>SELECTED CHARACTERISTICS</b>   |                |                 |                |                |                |                |                |                |                |               |                  |
| <b>Heating equipment</b>  | <b>351 612</b> | <b>18 052</b>   | <b>32 051</b>  | <b>35 408</b>  | <b>34 281</b>  | <b>36 199</b>  | <b>66 210</b>  | <b>50 164</b>  | <b>45 908</b>  | <b>33 339</b> | <b>429</b>       |
| Steam or hot water system   | 32 028         | 762             | 1 487          | 2 677          | 3 217          | 3 371          | 5 803          | 4 611          | 4 289          | 5 811         | 476              |
| Central warm-air furnace or electric heat pump                                | 296 838        | 14 993          | 28 603         | 30 641         | 29 471         | 31 009         | 56 577         | 41 950         | 38 159         | 25 435        | 423              |
| Other built-in electric units   | 10 122         | 170             | 197            | 360            | 455            | 609            | 1 940          | 2 211          | 2 542          | 1 638         | 560              |
| Floor, wall, or pipeless furnace  | 3 913          | 969             | 651            | 619            | 412            | 365            | 396            | 275            | 182            | 44            | 277              |
| Other means   | 8 711          | 1 158           | 1 113          | 1 111          | 726            | 845            | 1 494          | 1 117          | 736            | 411           | 365              |
| <b>Air conditioning</b>   | <b>74 880</b>  | <b>4 210</b>    | <b>6 992</b>   | <b>7 240</b>   | <b>7 303</b>   | <b>7 798</b>   | <b>13 390</b>  | <b>9 787</b>   | <b>9 382</b>   | <b>8 778</b>  | <b>427</b>       |
| Central system  | 39 738         | 1 141           | 2 394          | 2 901          | 3 139          | 3 557          | 7 283          | 5 925          | 6 356          | 7 042         | 492              |
| 1 or more individual room units   | 35 142         | 3 069           | 4 598          | 4 339          | 4 164          | 4 241          | 6 107          | 3 862          | 3 026          | 1 736         | 367              |
| <b>House heating fuel</b>   | <b>351 612</b> | <b>18 052</b>   | <b>32 051</b>  | <b>35 408</b>  | <b>34 281</b>  | <b>36 199</b>  | <b>66 210</b>  | <b>50 164</b>  | <b>45 908</b>  | <b>33 339</b> | <b>429</b>       |
| Utility gas   | 320 945        | 17 219          | 30 862         | 33 583         | 32 337         | 33 757         | 60 081         | 44 680         | 39 700         | 28 726        | 420              |
| Bottled, tank, or LP gas  | 5 337          | 217             | 191            | 400            | 516            | 477            | 1 092          | 955            | 837            | 652           | 479              |
| Electricity   | 20 744         | 346             | 593            | 947            | 1 079          | 1 488          | 4 063          | 3 862          | 4 815          | 3 551         | 548              |
| Fuel oil, kerosene, etc.  | 330            | 9               | 15             | 28             | 13             | 12             | 48             | 48             | 72             | 85            | 583              |
| Other   | 4 256          | 261             | 390            | 450            | 336            | 465            | 926            | 619            | 484            | 325           | 423              |



Table B-6. Selected Monthly Owner Costs for Not Mortgaged Housing Units: 1980

[Data are estimates based on a sample, see Introduction. For meaning of symbols, see Introduction. For definitions of terms, see appendixes A and B]

| Inside SMSA's   | Total         | Less than \$50 | \$50 to \$74 | \$75 to \$99  | \$100 to \$124 | \$125 to \$149 | \$150 to \$199 | \$200 to \$249 | \$250 or more | Median (dollars) |
|---|---------------|----------------|--------------|---------------|----------------|----------------|----------------|----------------|---------------|------------------|
| <b>Specified owner-occupied housing units</b> -----                           | <b>89 795</b> | <b>395</b>     | <b>3 838</b> | <b>13 877</b> | <b>21 923</b>  | <b>18 933</b>  | <b>20 020</b>  | <b>6 280</b>   | <b>4 529</b>  | <b>131</b>       |
| <b>PERSONS IN UNIT</b>  |               |                |              |               |                |                |                |                |               |                  |
| 1 person -----  | 23 372        | 269            | 1 878        | 5 883         | 6 589          | 4 100          | 3 252          | 811            | 590           | 114              |
| 2 persons -----   | 44 467        | 96             | 1 436        | 6 319         | 11 432         | 9 922          | 10 159         | 3 018          | 2 085         | 132              |
| 3 persons -----   | 11 743        | 25             | 274          | 974           | 2 362          | 2 723          | 3 417          | 1 165          | 803           | 146              |
| 4 persons -----   | 6 013         | --             | 155          | 444           | 915            | 1 290          | 1 898          | 698            | 613           | 155              |
| 5 persons -----   | 2 511         | --             | 54           | 101           | 391            | 609            | 775            | 304            | 277           | 156              |
| 6 persons -----   | 959           | --             | 10           | 110           | 135            | 149            | 271            | 161            | 123           | 164              |
| 7 persons -----   | 467           | --             | 26           | 44            | 66             | 89             | 151            | 76             | 15            | 153              |
| 8 or more persons -----   | 263           | 5              | 5            | 2             | 33             | 51             | 97             | 47             | 23            | 168              |
| Median -----  | 1.98          | 1.23           | 1.53         | 1.67          | 1.88           | 2.04           | 2.17           | 2.27           | 2.30          | ...              |
| <b>HOUSEHOLD TYPE AND AGE OF HOUSEHOLDER</b>                                  |               |                |              |               |                |                |                |                |               |                  |
| <b>Married-couple families</b> -----  | <b>56 875</b> | <b>78</b>      | <b>1 598</b> | <b>6 566</b>  | <b>13 227</b>  | <b>12 704</b>  | <b>14 576</b>  | <b>4 758</b>   | <b>3 368</b>  | <b>139</b>       |
| 15 to 24 years -----  | 333           | --             | 40           | 66            | 74             | 81             | 57             | --             | 15            | 120              |
| 25 to 34 years -----  | 1 927         | 11             | 119          | 192           | 371            | 424            | 514            | 195            | 101           | 141              |
| 35 to 44 years -----  | 3 242         | 5              | 56           | 227           | 555            | 640            | 1 008          | 430            | 321           | 157              |
| 45 to 64 years -----  | 26 251        | 13             | 499          | 2 393         | 5 382          | 5 859          | 7 573          | 2 513          | 2 019         | 146              |
| 65 years and over -----   | 25 122        | 49             | 884          | 3 688         | 6 845          | 5 700          | 5 424          | 1 620          | 912           | 130              |
| <b>Male householder, no wife present</b> -----                                | <b>6 997</b>  | <b>168</b>     | <b>620</b>   | <b>1 654</b>  | <b>1 846</b>   | <b>1 103</b>   | <b>915</b>     | <b>375</b>     | <b>316</b>    | <b>114</b>       |
| 15 to 24 years -----  | 266           | 23             | 43           | 78            | 52             | 21             | 16             | 20             | 13            | 96               |
| 25 to 34 years -----  | 572           | 40             | 67           | 75            | 148            | 98             | 70             | 37             | 37            | 118              |
| 35 to 44 years -----  | 498           | 24             | 56           | 94            | 112            | 75             | 42             | 37             | 58            | 117              |
| 45 to 64 years -----  | 2 022         | 38             | 167          | 490           | 497            | 330            | 301            | 110            | 89            | 116              |
| 65 years and over -----   | 3 639         | 43             | 287          | 917           | 1 037          | 579            | 486            | 171            | 119           | 114              |
| <b>Female householder, no husband present</b> -----                           | <b>25 923</b> | <b>149</b>     | <b>1 620</b> | <b>5 657</b>  | <b>6 850</b>   | <b>5 126</b>   | <b>4 529</b>   | <b>1 147</b>   | <b>845</b>    | <b>120</b>       |
| 15 to 24 years -----  | 154           | --             | 16           | 64            | 17             | 17             | 25             | 7              | 8             | 99               |
| 25 to 34 years -----  | 560           | --             | 38           | 108           | 127            | 145            | 108            | 17             | 17            | 126              |
| 35 to 44 years -----  | 985           | 12             | 19           | 84            | 158            | 166            | 310            | 121            | 115           | 159              |
| 45 to 64 years -----  | 7 373         | 59             | 403          | 1 213         | 1 763          | 1 617          | 1 582          | 417            | 319           | 129              |
| 65 years and over -----   | 16 851        | 78             | 1 144        | 4 188         | 4 785          | 3 181          | 2 504          | 585            | 386           | 116              |
| Median age -----  | 65.2          | 61.3           | 68.7         | 69.1          | 67.2           | 65.0           | 62.5           | 60.1           | 58.6          | ...              |
| <b>YEAR HOUSEHOLDER MOVED INTO UNIT</b>                                       |               |                |              |               |                |                |                |                |               |                  |
| 1979 to March 1980 -----  | 3 760         | 48             | 221          | 495           | 694            | 624            | 949            | 344            | 385           | 142              |
| 1975 to 1978 -----  | 10 017        | 129            | 444          | 1 096         | 1 774          | 2 000          | 2 672          | 1 090          | 812           | 145              |
| 1970 to 1974 -----  | 10 228        | 24             | 326          | 1 115         | 1 864          | 2 050          | 2 777          | 1 118          | 954           | 147              |
| 1960 to 1969 -----  | 20 159        | 66             | 639          | 2 327         | 4 455          | 4 541          | 5 315          | 1 674          | 1 142         | 139              |
| 1959 or earlier -----   | 45 631        | 128            | 2 208        | 8 844         | 13 136         | 9 718          | 8 307          | 2 054          | 1 236         | 122              |
| <b>ROOMS</b>  |               |                |              |               |                |                |                |                |               |                  |
| 1 to 3 rooms -----  | 2 526         | 121            | 544          | 741           | 438            | 292            | 286            | 63             | 41            | 95               |
| 4 rooms -----   | 14 461        | 192            | 1 457        | 4 595         | 4 410          | 2 183          | 1 228          | 263            | 133           | 106              |
| 5 rooms -----   | 24 624        | 44             | 1 240        | 5 120         | 7 788          | 5 435          | 4 021          | 686            | 290           | 119              |
| 6 rooms -----   | 18 730        | 26             | 431          | 2 157         | 4 932          | 4 578          | 4 890          | 1 151          | 565           | 135              |
| 7 rooms -----   | 11 516        | 12             | 112          | 788           | 2 264          | 2 919          | 3 498          | 1 266          | 657           | 147              |
| 8 or more rooms -----   | 17 938        | --             | 54           | 476           | 2 091          | 3 526          | 6 097          | 2 851          | 2 843         | 173              |
| Median -----  | 5.7           | 3.9            | 4.4          | 4.8           | 5.3            | 5.8            | 6.4            | 7.3            | 8.3           | ...              |
| <b>YEAR STRUCTURE BUILT</b>   |               |                |              |               |                |                |                |                |               |                  |
| 1975 to March 1980 -----  | 4 511         | 49             | 148          | 319           | 620            | 687            | 1 422          | 655            | 611           | 165              |
| 1970 to 1974 -----  | 5 697         | 26             | 149          | 305           | 633            | 1 053          | 1 881          | 920            | 730           | 168              |
| 1960 to 1969 -----  | 11 812        | 56             | 296          | 605           | 1 855          | 2 609          | 3 940          | 1 422          | 1 029         | 156              |
| 1950 to 1959 -----  | 25 188        | 70             | 455          | 2 922         | 6 439          | 6 208          | 6 368          | 1 696          | 1 030         | 136              |
| 1940 to 1949 -----  | 12 923        | 42             | 566          | 2 717         | 4 127          | 2 686          | 2 005          | 440            | 340           | 119              |
| 1939 or earlier -----   | 29 664        | 152            | 2 224        | 7 009         | 8 249          | 5 690          | 4 404          | 1 147          | 789           | 117              |
| <b>VALUE</b>  |               |                |              |               |                |                |                |                |               |                  |
| Less than \$10,000 -----  | 1 412         | 86             | 472          | 417           | 286            | 96             | 49             | 6              | --            | 84               |
| \$10,000 to \$19,999 -----  | 4 238         | 97             | 782          | 1 449         | 1 048          | 479            | 285            | 71             | 27            | 96               |
| \$20,000 to \$29,999 -----  | 8 599         | 82             | 1 032        | 2 990         | 2 517          | 1 152          | 633            | 146            | 47            | 102              |
| \$30,000 to \$39,999 -----  | 10 719        | 29             | 602          | 3 071         | 3 561          | 2 105          | 1 100          | 200            | 51            | 112              |
| \$40,000 to \$49,999 -----  | 13 793        | 47             | 487          | 2 796         | 4 696          | 3 200          | 2 107          | 354            | 106           | 119              |
| \$50,000 to \$59,999 -----  | 14 386        | 29             | 230          | 1 893         | 4 614          | 3 981          | 2 962          | 479            | 198           | 128              |
| \$60,000 to \$79,999 -----  | 20 629        | 15             | 192          | 1 001         | 4 295          | 5 895          | 7 200          | 1 536          | 495           | 145              |
| \$80,000 to \$99,999 -----  | 7 448         | 10             | 19           | 158           | 610            | 1 454          | 3 338          | 1 368          | 491           | 172              |
| \$100,000 to \$149,999 -----  | 5 580         | --             | 22           | 62            | 237            | 458            | 1 912          | 1 552          | 1 337         | 203              |
| \$150,000 or more -----   | 2 991         | --             | --           | 40            | 59             | 113            | 434            | 568            | 1 777         | 250+             |
| Median -----  | \$53 500      | \$22 900       | \$26 400     | \$36 600      | \$47 600       | \$55 300       | \$67 500       | \$85 100       | \$128 400     | ...              |
| <b>SELECTED MONTHLY OWNER COSTS AS PERCENTAGE OF HOUSEHOLD INCOME IN 1979</b> |               |                |              |               |                |                |                |                |               |                  |
| Less than 10 percent -----  | 41 944        | 263            | 1 824        | 5 804         | 9 748          | 9 287          | 9 978          | 2 875          | 2 165         | 134              |
| 10 to 14 percent -----  | 18 170        | 46             | 737          | 3 039         | 4 478          | 3 701          | 4 006          | 1 328          | 835           | 130              |
| 15 to 19 percent -----  | 9 421         | 32             | 375          | 1 632         | 2 404          | 1 991          | 1 978          | 606            | 403           | 128              |
| 20 to 24 percent -----  | 5 996         | --             | 323          | 1 034         | 1 603          | 1 269          | 1 158          | 326            | 283           | 126              |
| 25 to 29 percent -----  | 3 709         | 25             | 258          | 811           | 1 037          | 598            | 625            | 232            | 123           | 118              |
| 30 to 34 percent -----  | 2 834         | --             | 119          | 591           | 708            | 564            | 496            | 255            | 101           | 125              |
| 35 percent or more -----  | 7 020         | --             | 136          | 850           | 1 804          | 1 410          | 1 631          | 634            | 555           | 138              |
| Not computed -----  | 701           | 29             | 66           | 116           | 141            | 113            | 148            | 24             | 64            | 125              |
| Median -----  | 10.7          | 10--           | 10.4         | 11.8          | 11.3           | 10.2           | 10.0           | 11.0           | 10.4          | ...              |
| <b>SELECTED CHARACTERISTICS</b>   |               |                |              |               |                |                |                |                |               |                  |
| <b>Heating equipment</b> -----  | <b>89 783</b> | <b>395</b>     | <b>3 838</b> | <b>13 877</b> | <b>21 917</b>  | <b>18 927</b>  | <b>20 020</b>  | <b>6 280</b>   | <b>4 529</b>  | <b>131</b>       |
| Steam or hot water system -----   | 12 109        | 15             | 123          | 664           | 1 574          | 2 316          | 3 696          | 1 837          | 1 884         | 168              |
| Central warm-air furnace or electric heat pump -----                          | 65 900        | 161            | 1 986        | 9 583         | 17 730         | 15 064         | 14 991         | 3 991          | 2 394         | 131              |
| Other built-in electric units -----   | 1 278         | --             | 24           | 177           | 235            | 225            | 332            | 139            | 146           | 148              |
| Floor, wall, or pipeless furnace -----  | 4 229         | 30             | 654          | 1 616         | 999            | 494            | 268            | 125            | 43            | 97               |
| Other means -----   | 6 267         | 189            | 1 051        | 1 837         | 1 379          | 828            | 733            | 188            | 62            | 101              |
| <b>Air conditioning</b> -----   | <b>21 489</b> | <b>86</b>      | <b>736</b>   | <b>2 875</b>  | <b>4 926</b>   | <b>4 376</b>   | <b>5 119</b>   | <b>1 619</b>   | <b>1 752</b>  | <b>137</b>       |
| Central system -----  | 9 102         | 22             | 171          | 646           | 1 475          | 1 780          | 2 611          | 1 089          | 1 308         | 159              |
| 1 or more individual room units -----   | 12 387        | 64             | 565          | 2 229         | 3 451          | 2 596          | 2 508          | 530            | 444           | 124              |
| <b>House heating fuel</b> -----   | <b>89 783</b> | <b>395</b>     | <b>3 838</b> | <b>13 877</b> | <b>21 917</b>  | <b>18 927</b>  | <b>20 020</b>  | <b>6 280</b>   | <b>4 529</b>  | <b>131</b>       |
| Utility gas -----   | 83 737        | 284            | 3 479        | 13 076        | 20 850         | 17 964         | 18 473         | 5 588          | 4 023         | 131              |
| Bottled, tank, or LP gas -----  | 2 302         | 30             | 66           | 320           | 320            | 289            | 708            | 345            | 164           | 155              |
| Electricity -----   | 2 398         | 12             | 71           | 260           | 442            | 446            | 628            | 243            | 296           | 148              |
| Fuel oil, kerosene, etc. -----  | 232           | --             | 9            | 17            | 21             | 58             | 40             | 50             | 37            | 164              |
| Other -----   | 1 114         | 69             | 213          | 204           | 224            | 170            | 171            | 54             | 9             | 108              |



Table B—8. Units in Structure for Owner- and Renter-Occupied Housing Units: 1980

(Data are estimates based on a sample, see Introduction. For meaning of symbols, see Introduction. For definitions of terms, see appendixes A and B)

| Inside SMSA's                                      | Owner-occupied housing units |                              |                 |                              | Renter-occupied housing units |                              |          |               |              |                |                  |                              |
|--|------------------------------|------------------------------|-----------------|------------------------------|-------------------------------|------------------------------|----------|---------------|--------------|----------------|------------------|------------------------------|
|  | Total                        | 1 unit, detached or attached | 2 or more units | Mobile home or trailer, etc. | Total                         | 1 unit, detached or attached | 2 units  | 3 and 4 units | 5 to 9 units | 10 to 49 units | 50 or more units | Mobile home or trailer, etc. |
| Occupied housing units                             | 545 551                      | 481 829                      | 35 382          | 28 340                       | 316 412                       | 96 314                       | 21 665   | 26 411        | 28 000       | 94 939         | 43 177           | 5 906                        |
| Condominium housing units                          | 29 432                       | 9 227                        | 20 205          | -                            | 9 786                         | 2 007                        | 128      | 1 510         | 1 173        | 3 223          | 1 745            | -                            |
| <b>HOUSEHOLD TYPE AND AGE OF HOUSEHOLDER</b>       |                              |                              |                 |                              |                               |                              |          |               |              |                |                  |                              |
| <b>Married-couple families</b>                     | 398 305                      | 367 410                      | 14 551          | 16 344                       | 105 545                       | 47 614                       | 7 639    | 8 692         | 7 636        | 22 693         | 8 844            | 2 427                        |
| 15 to 24 years                                     | 10 721                       | 8 105                        | 545             | 2 071                        | 22 326                        | 6 538                        | 1 490    | 2 360         | 1 783        | 6 851          | 2 465            | 839                          |
| 25 to 34 years                                     | 97 216                       | 90 503                       | 2 830           | 3 883                        | 43 381                        | 20 481                       | 3 672    | 4 032         | 3 327        | 8 479          | 2 532            | 858                          |
| 35 to 44 years                                     | 96 735                       | 92 568                       | 1 890           | 2 277                        | 15 887                        | 9 570                        | 1 065    | 876           | 1 167        | 2 305          | 587              | 317                          |
| 45 to 64 years                                     | 147 657                      | 136 796                      | 5 571           | 5 290                        | 15 464                        | 8 379                        | 839      | 853           | 906          | 2 903          | 1 385            | 199                          |
| 65 years and over                                  | 45 976                       | 39 438                       | 3 715           | 2 823                        | 8 487                         | 2 646                        | 573      | 571           | 453          | 2 155          | 1 875            | 214                          |
| <b>Male householder, no wife present</b>           | 52 777                       | 40 031                       | 7 916           | 4 830                        | 92 358                        | 21 845                       | 5 512    | 7 110         | 8 749        | 34 354         | 13 180           | 1 608                        |
| 15 to 24 years                                     | 4 838                        | 2 939                        | 962             | 937                          | 28 072                        | 6 542                        | 1 740    | 2 095         | 2 603        | 10 726         | 3 700            | 666                          |
| 25 to 34 years                                     | 19 260                       | 14 665                       | 3 370           | 1 225                        | 36 260                        | 9 624                        | 2 364    | 3 115         | 3 509        | 12 929         | 4 169            | 550                          |
| 35 to 44 years                                     | 10 003                       | 7 825                        | 1 348           | 830                          | 10 748                        | 2 452                        | 620      | 721           | 882          | 4 208          | 1 705            | 160                          |
| 45 to 64 years                                     | 12 074                       | 9 214                        | 1 612           | 1 248                        | 11 999                        | 2 300                        | 547      | 812           | 1 206        | 4 823          | 2 149            | 162                          |
| 65 years and over                                  | 6 602                        | 5 388                        | 624             | 590                          | 5 279                         | 927                          | 241      | 367           | 549          | 1 668          | 1 457            | 70                           |
| <b>Female householder, no husband present</b>      | 94 469                       | 74 388                       | 12 915          | 7 166                        | 118 509                       | 26 855                       | 8 514    | 10 609        | 11 615       | 37 892         | 21 153           | 1 871                        |
| 15 to 24 years                                     | 2 660                        | 1 408                        | 709             | 543                          | 27 538                        | 5 196                        | 2 067    | 2 465         | 3 052        | 10 382         | 3 966            | 410                          |
| 25 to 34 years                                     | 16 076                       | 11 606                       | 3 035           | 1 435                        | 35 898                        | 9 579                        | 2 708    | 3 996         | 3 744        | 11 586         | 3 812            | 473                          |
| 35 to 44 years                                     | 16 278                       | 13 660                       | 1 658           | 960                          | 13 019                        | 4 374                        | 993      | 1 134         | 1 240        | 3 600          | 1 439            | 239                          |
| 45 to 64 years                                     | 30 194                       | 24 570                       | 3 293           | 2 331                        | 17 847                        | 4 291                        | 1 417    | 1 581         | 1 751        | 5 658          | 2 804            | 345                          |
| 65 years and over                                  | 29 261                       | 23 144                       | 4 220           | 1 897                        | 24 207                        | 3 415                        | 1 329    | 1 433         | 1 828        | 6 666          | 9 132            | 404                          |
| Median age   | 44.9                         | 44.8                         | 48.0            | 45.0                         | 31.0                          | 32.0                         | 30.2     | 29.4          | 29.9         | 29.6           | 37.0             | 29.2                         |
| <b>YEAR HOUSEHOLDER MOVED INTO UNIT</b>            |                              |                              |                 |                              |                               |                              |          |               |              |                |                  |                              |
| 1979 to March 1980                                 | 101 440                      | 81 335                       | 11 233          | 8 872                        | 187 689                       | 53 451                       | 12 287   | 16 146        | 17 193       | 60 525         | 24 264           | 3 823                        |
| 1975 to 1978                                       | 180 273                      | 156 898                      | 12 347          | 11 028                       | 91 095                        | 28 891                       | 6 557    | 7 438         | 7 891        | 26 008         | 12 841           | 1 469                        |
| 1970 to 1974                                       | 96 512                       | 85 225                       | 5 139           | 6 148                        | 21 270                        | 6 847                        | 1 578    | 1 613         | 1 601        | 5 005          | 4 216            | 410                          |
| 1960 to 1969                                       | 96 018                       | 90 152                       | 3 748           | 2 118                        | 11 463                        | 4 496                        | 826      | 823           | 906          | 2 611          | 1 651            | 150                          |
| 1959 or earlier                                    | 71 308                       | 68 219                       | 2 915           | 174                          | 4 895                         | 2 629                        | 417      | 391           | 409          | 790            | 205              | 54                           |
| <b>ROOMS</b>                                       |                              |                              |                 |                              |                               |                              |          |               |              |                |                  |                              |
| 1 room   | 639                          | 254                          | 213             | 172                          | 11 359                        | 628                          | 247      | 602           | 731          | 5 280          | 3 757            | 114                          |
| 2 rooms  | 2 404                        | 984                          | 870             | 550                          | 28 952                        | 2 229                        | 891      | 1 799         | 2 997        | 13 457         | 7 253            | 326                          |
| 3 rooms  | 12 648                       | 5 908                        | 4 181           | 2 559                        | 73 724                        | 7 655                        | 3 229    | 4 911         | 7 471        | 33 114         | 16 313           | 1 031                        |
| 4 rooms  | 59 464                       | 37 298                       | 10 274          | 11 892                       | 95 895                        | 21 509                       | 8 807    | 11 996        | 10 258       | 29 659         | 11 060           | 2 606                        |
| 5 rooms  | 99 171                       | 81 436                       | 8 692           | 9 043                        | 53 005                        | 23 560                       | 4 806    | 4 715         | 4 185        | 10 419         | 3 843            | 1 477                        |
| 6 rooms  | 98 507                       | 90 826                       | 5 054           | 2 627                        | 25 118                        | 16 572                       | 2 188    | 1 542         | 1 748        | 2 109          | 748              | 211                          |
| 7 or more rooms                                    | 272 718                      | 265 123                      | 6 098           | 1 497                        | 28 359                        | 24 161                       | 1 497    | 846           | 610          | 901            | 203              | 141                          |
| Median   | 6.5                          | 6.8                          | 4.7             | 4.4                          | 4.0                           | 5.2                          | 4.2      | 4.0           | 3.8          | 3.4            | 3.1              | 4.1                          |
| <b>PLUMBING FACILITIES BY PERSONS PER ROOM</b>     |                              |                              |                 |                              |                               |                              |          |               |              |                |                  |                              |
| <b>Complete plumbing for exclusive use</b>         | 543 955                      | 480 874                      | 34 840          | 28 241                       | 309 526                       | 95 664                       | 21 219   | 25 666        | 26 917       | 92 299         | 41 921           | 5 840                        |
| 0.50 or less                                       | 401 125                      | 353 979                      | 28 655          | 18 491                       | 196 314                       | 56 409                       | 13 176   | 15 814        | 17 140       | 61 226         | 29 182           | 3 367                        |
| 0.51 to 1.00                                       | 135 734                      | 121 189                      | 5 766           | 8 779                        | 101 183                       | 35 152                       | 7 316    | 8 721         | 8 574        | 27 752         | 11 648           | 2 020                        |
| 1.01 to 1.50                                       | 5 893                        | 4 802                        | 324             | 767                          | 8 336                         | 3 185                        | 501      | 855           | 879          | 1 996          | 609              | 311                          |
| 1.51 or more                                       | 1 203                        | 904                          | 95              | 204                          | 3 693                         | 918                          | 226      | 276           | 324          | 1 325          | 482              | 142                          |
| <b>Lacking complete plumbing for exclusive use</b> | 1 596                        | 955                          | 542             | 99                           | 6 886                         | 650                          | 446      | 745           | 1 083        | 2 640          | 1 256            | 66                           |
| 0.50 or less                                       | 1 064                        | 642                          | 374             | 48                           | 3 499                         | 336                          | 247      | 370           | 674          | 1 269          | 568              | 35                           |
| 0.51 to 1.00                                       | 429                          | 259                          | 138             | 32                           | 2 865                         | 219                          | 164      | 295           | 332          | 1 200          | 637              | 18                           |
| 1.01 to 1.50                                       | 57                           | 41                           | 16              | -                            | 214                           | 31                           | 16       | 27            | 50           | 76             | 7                | 7                            |
| 1.51 or more                                       | 46                           | 13                           | 14              | 19                           | 308                           | 64                           | 19       | 53            | 27           | 95             | 44               | 6                            |
| <b>BEDROOMS</b>                                    |                              |                              |                 |                              |                               |                              |          |               |              |                |                  |                              |
| None   | 956                          | 429                          | 317             | 210                          | 15 790                        | 1 018                        | 384      | 839           | 1 229        | 7 380          | 4 812            | 128                          |
| 1  | 19 515                       | 10 660                       | 6 509           | 2 346                        | 110 647                       | 12 341                       | 4 959    | 7 507         | 11 576       | 48 824         | 24 482           | 958                          |
| 2  | 131 472                      | 97 410                       | 17 674          | 16 388                       | 123 876                       | 35 323                       | 11 890   | 14 800        | 11 732       | 34 171         | 12 557           | 3 403                        |
| 3  | 222 065                      | 205 699                      | 7 351           | 9 015                        | 47 724                        | 32 087                       | 3 628    | 2 664         | 2 904        | 3 873          | 1 185            | 1 383                        |
| 4  | 135 110                      | 132 169                      | 2 582           | 359                          | 14 576                        | 12 134                       | 673      | 557           | 471          | 583            | 129              | 29                           |
| 5 or more  | 36 433                       | 35 462                       | 949             | 22                           | 3 799                         | 3 411                        | 131      | 44            | 88           | 108            | 12               | 5                            |
| <b>HOUSEHOLD INCOME IN 1979</b>                    |                              |                              |                 |                              |                               |                              |          |               |              |                |                  |                              |
| Less than \$5,000                                  | 28 657                       | 23 082                       | 2 287           | 3 288                        | 58 372                        | 12 838                       | 3 633    | 4 819         | 6 129        | 18 659         | 10 863           | 1 431                        |
| \$5,000 to \$9,999                                 | 47 480                       | 37 680                       | 4 322           | 5 478                        | 72 990                        | 17 787                       | 4 951    | 6 639         | 7 058        | 24 562         | 10 270           | 1 723                        |
| \$10,000 to \$12,499                               | 30 369                       | 24 104                       | 2 882           | 3 383                        | 39 658                        | 10 708                       | 2 775    | 3 644         | 4 014        | 12 701         | 5 014            | 802                          |
| \$12,500 to \$14,999                               | 29 837                       | 24 173                       | 2 921           | 2 743                        | 30 193                        | 8 743                        | 2 218    | 2 714         | 2 725        | 9 476          | 3 782            | 535                          |
| \$15,000 to \$19,999                               | 75 000                       | 63 449                       | 6 263           | 5 288                        | 48 477                        | 16 522                       | 3 591    | 4 157         | 3 750        | 14 040         | 5 713            | 704                          |
| \$20,000 to \$24,999                               | 83 902                       | 75 301                       | 4 620           | 3 981                        | 29 623                        | 11 823                       | 2 231    | 2 190         | 2 129        | 7 631          | 3 181            | 438                          |
| \$25,000 to \$34,999                               | 126 343                      | 117 003                      | 6 184           | 3 156                        | 24 808                        | 11 533                       | 1 694    | 1 564         | 1 567        | 5 559          | 2 713            | 178                          |
| \$35,000 to \$49,999                               | 80 863                       | 76 453                       | 3 662           | 748                          | 8 727                         | 4 572                        | 430      | 483           | 457          | 1 642          | 1 095            | 48                           |
| \$50,000 or more                                   | 43 100                       | 40 584                       | 2 241           | 275                          | 3 564                         | 1 788                        | 142      | 201           | 171          | 669            | 546              | 47                           |
| Median   | \$23 544                     | \$24 508                     | \$19 105        | \$14 342                     | \$11 692                      | \$14 451                     | \$12 026 | \$11 199      | \$10 506     | \$10 836       | \$10 227         | \$9 382                      |
| Mean   | \$26 993                     | \$27 874                     | \$23 955        | \$15 811                     | \$13 862                      | \$16 539                     | \$13 632 | \$12 849      | \$12 050     | \$12 634       | \$12 680         | \$12 561                     |
| <b>SELECTED CHARACTERISTICS</b>                    |                              |                              |                 |                              |                               |                              |          |               |              |                |                  |                              |
| <b>Heating equipment</b>                           | 545 464                      | 481 762                      | 35 370          | 28 332                       | 316 137                       | 96 258                       | 21 645   | 26 390        | 27 988       | 94 808         | 43 155           | 5 893                        |
| Steam or hot water system                          | 59 070                       | 49 117                       | 9 728           | 225                          | 94 968                        | 7 017                        | 2 357    | 6 766         | 9 878        | 48 391         | 20 353           | 206                          |
| Central warm-air furnace or electric heat pump     | 440 459                      | 392 173                      | 22 572          | 25 714                       | 175 604                       | 71 191                       | 16 332   | 15 575        | 13 861       | 36 034         | 17 733           | 4 878                        |
| Other built-in electric units                      | 15 294                       | 13 574                       | 1 531           | 189                          | 16 773                        | 2 680                        | 688      | 1 393         | 1 553        | 6 499          | 3 868            | 92                           |
| Floor, wall, or pipeless furnace                   | 10 175                       | 9 071                        | 531             | 573                          | 10 089                        | 5 051                        | 747      | 969           | 836          | 1 596          | 717              | 173                          |
| Other means  | 20 466                       | 17 827                       | 1 008           | 1 631                        | 18 703                        | 10 319                       | 1 521    | 1 687         | 1 860        | 2 288          | 484              | 544                          |
| <b>Air conditioning</b>                            | 145 687                      | 110 031                      | 21 294          | 14 362                       | 127 699                       | 13 566                       | 2 537    | 6 238         | 9 857        | 62 027         | 30 913           | 2 561                        |
| Central system                                     | 79 632                       | 58 838                       | 12 880          | 7 914                        | 54 806                        | 6 086                        | 1 001    | 2 785         | 4 566        | 23 357         | 15 767           | 1 244                        |
| <b>Vehicles available</b>                          | 530 641                      | 469 936                      | 33 425          | 27 280                       | 266 942                       | 87 779                       | 18 979   | 22 710        | 23 225       | 77 176         | 31 856           | 5 217                        |
| 1  | 128 200                      | 100 515                      | 16 460          | 11 225                       | 155 398                       | 36 356                       | 10 428   | 14 204        | 15 548       | 53 161         | 22 697           | 3 004                        |
| 2 or more  | 402 441                      | 369 421                      | 16 965          | 16 055                       | 111 544                       | 51 423                       | 8 551    | 8 506         | 7 677        | 24 015         | 9 159            | 2 213                        |
| <b>House heating fuel</b>                          | 545 464                      | 481 762                      | 35 370          | 28 332                       | 316 137                       | 96 258                       | 21 645   | 26 390        | 27 988       | 94 808         | 43 155           | 5 893                        |
| Utility gas  | 489 197                      | 434 545                      | 30 242          | 24 410                       | 257 328                       | 81 136                       | 19 203   | 22 336        | 23 314       | 74 885         | 31 719           | 4 735                        |
| Bottled, tank, or LP gas                           | 15 916                       | 12 355                       | 813             | 2 748                        | 8 010                         | 4 662                        | 319      | 343           | 421          | 998            | 544              | 723                          |
| Electricity  | 31 765                       | 27 250                       | 3 787           | 728                          | 44 180                        | 8 365                        | 1 967    | 3 378         | 3 823        | 16 534         | 9 725            | 388                          |
| Fuel oil, kerosene, etc.                           | 1 251                        | 913                          | 23              |                              |                               |                              |          |               |              |                |                  |                              |

Table B—9. Owner- and Renter-Occupied Housing Units by Size of Household: 1980

[Data are estimates based on a sample, see Introduction. For meaning of symbols, see Introduction. For definitions of terms, see appendixes A and B.]

|   | Total          | 1 person       | 2 persons      | 3 persons      | 4 persons      | 5 persons     | 6 persons     | 7 persons    | 8 or more persons | Median      | Total persons    |
|---|----------------|----------------|----------------|----------------|----------------|---------------|---------------|--------------|-------------------|-------------|------------------|
| <b>Inside SMSA's</b>  |                |                |                |                |                |               |               |              |                   |             |                  |
| <b>Owner-occupied housing units</b>                                   | <b>545 551</b> | <b>83 097</b>  | <b>181 213</b> | <b>102 749</b> | <b>105 764</b> | <b>47 359</b> | <b>16 707</b> | <b>6 171</b> | <b>2 491</b>      | <b>2.58</b> | <b>1 593 928</b> |
| Nonrelatives present  | 25 468         | -              | 12 793         | 5 513          | 3 314          | 2 066         | 907           | 556          | 319               | 2.50        | 79 143           |
| <b>ROOMS</b>  |                |                |                |                |                |               |               |              |                   |             |                  |
| 1 to 3 rooms  | 15 691         | 8 315          | 4 649          | 1 368          | 891            | 328           | 108           | 28           | 4                 | 1.44        | 28 700           |
| 4 rooms   | 59 464         | 21 625         | 25 282         | 7 212          | 3 513          | 1 302         | 347           | 127          | 56                | 1.82        | 119 532          |
| 5 rooms   | 99 171         | 22 860         | 41 805         | 16 436         | 11 746         | 4 307         | 1 367         | 502          | 148               | 2.14        | 239 520          |
| 6 rooms   | 98 507         | 13 942         | 38 151         | 20 166         | 17 173         | 6 375         | 1 845         | 636          | 219               | 2.43        | 270 803          |
| 7 rooms   | 95 373         | 7 685          | 30 632         | 20 774         | 22 383         | 9 312         | 3 031         | 1 167        | 389               | 2.95        | 299 142          |
| 8 or more rooms   | 177 345        | 8 670          | 40 694         | 36 793         | 50 058         | 25 735        | 10 009        | 3 711        | 1 675             | 3.55        | 636 231          |
| Median  | 6.5            | 5.0            | 6.0            | 6.8            | 7.4            | 7.7           | 7.9           | 8.0          | 8.5               | ...         | ...              |
| <b>PLUMBING FACILITIES BY PERSONS PER ROOM</b>                        |                |                |                |                |                |               |               |              |                   |             |                  |
| <b>Complete plumbing for exclusive use</b>                            | <b>543 955</b> | <b>82 490</b>  | <b>180 696</b> | <b>102 577</b> | <b>105 568</b> | <b>47 331</b> | <b>16 675</b> | <b>6 140</b> | <b>2 478</b>      | <b>2.59</b> | <b>1 589 968</b> |
| 1.00 or less  | 536 859        | 82 490         | 180 569        | 102 272        | 104 716        | 45 706        | 14 876        | 4 865        | 1 365             | 2.55        | 1 548 126        |
| 1.01 to 1.50  | 5 893          | -              | -              | 241            | 699            | 1 297         | 1 691         | 1 122        | 843               | 5.92        | 34 898           |
| 1.51 or more  | 1 203          | -              | 127            | 64             | 153            | 328           | 108           | 153          | 270               | 5.29        | 6 944            |
| <b>Lacking complete plumbing for exclusive use</b>                    | <b>1 596</b>   | <b>607</b>     | <b>517</b>     | <b>172</b>     | <b>196</b>     | <b>28</b>     | <b>32</b>     | <b>13</b>    | <b>13</b>         | <b>1.87</b> | <b>3 960</b>     |
| 1.00 or less  | 1 493          | 607            | 517            | 161            | 157            | 23            | 9             | 13           | 6                 | 1.77        | 3 368            |
| 1.01 to 1.50  | 57             | -              | -              | 3              | 10             | 5             | 23            | 16           | -                 | 5.96        | 355              |
| 1.51 or more  | 46             | -              | -              | 8              | 29             | -             | -             | 2            | 7                 | 4.02        | 237              |
| <b>UNITS IN STRUCTURE</b>   |                |                |                |                |                |               |               |              |                   |             |                  |
| 1, detached or attached   | 481 829        | 60 519         | 157 408        | 94 612         | 100 549        | 44 970        | 15 670        | 5 761        | 2 340             | 2.74        | 1 442 885        |
| 2 or more   | 35 382         | 14 880         | 12 694         | 3 684          | 2 173          | 1 040         | 540           | 266          | 105               | 1.72        | 79 923           |
| Mobile home or trailer, etc.  | 28 340         | 7 698          | 11 111         | 4 453          | 3 042          | 1 349         | 497           | 144          | 46                | 2.08        | 71 120           |
| <b>VALUE</b>  |                |                |                |                |                |               |               |              |                   |             |                  |
| <b>Specified owner-occupied housing units</b>                         | <b>441 462</b> | <b>53 287</b>  | <b>142 849</b> | <b>87 068</b>  | <b>94 164</b>  | <b>42 075</b> | <b>14 527</b> | <b>5 294</b> | <b>2 198</b>      | <b>2.78</b> | <b>1 321 782</b> |
| Less than \$10,000  | 1 754          | 619            | 674            | 215            | 108            | 69            | 39            | 25           | 5                 | 1.88        | 3 870            |
| \$10,000 to \$19,999  | 6 573          | 2 156          | 2 532          | 825            | 502            | 311           | 149           | 53           | 45                | 1.95        | 14 965           |
| \$20,000 to \$29,999  | 16 705         | 4 878          | 5 997          | 2 467          | 1 762          | 841           | 421           | 251          | 88                | 2.08        | 37 996           |
| \$30,000 to \$39,999  | 27 527         | 6 329          | 10 293         | 4 472          | 3 614          | 1 674         | 702           | 302          | 141               | 2.22        | 68 347           |
| \$40,000 to \$49,999  | 48 806         | 8 619          | 17 358         | 8 706          | 7 951          | 3 919         | 1 327         | 644          | 282               | 2.41        | 132 853          |
| \$50,000 to \$59,999  | 67 030         | 9 501          | 23 179         | 13 233         | 12 423         | 5 551         | 2 039         | 766          | 338               | 2.56        | 194 358          |
| \$60,000 to \$79,999  | 144 610        | 13 822         | 46 263         | 30 592         | 32 862         | 14 061        | 4 762         | 1 632        | 616               | 2.90        | 443 889          |
| \$80,000 to \$99,999  | 67 097         | 4 303          | 19 241         | 14 378         | 17 757         | 7 774         | 2 480         | 810          | 354               | 3.20        | 218 195          |
| \$100,000 to \$149,999  | 44 639         | 2 267          | 12 436         | 8 908          | 12 699         | 5 737         | 1 839         | 552          | 201               | 3.36        | 149 638          |
| \$150,000 or more   | 16 721         | 793            | 4 876          | 3 272          | 4 486          | 2 138         | 769           | 259          | 128               | 3.32        | 57 671           |
| Median  | \$66 400       | \$53 700       | \$64 200       | \$68 100       | \$72 200       | \$71 700      | \$70 100      | \$66 400     | \$66 400          | ...         | ...              |
| <b>SELECTED CHARACTERISTICS</b>                                       |                |                |                |                |                |               |               |              |                   |             |                  |
| <b>All income levels in 1979</b>                                      | <b>545 551</b> | <b>83 097</b>  | <b>181 213</b> | <b>102 749</b> | <b>105 764</b> | <b>47 359</b> | <b>16 707</b> | <b>6 171</b> | <b>2 491</b>      | <b>2.58</b> | <b>1 593 928</b> |
| Median income   | \$23 544       | \$12 024       | \$22 785       | \$26 211       | \$26 988       | \$27 944      | \$28 291      | \$29 797     | \$29 795          | ...         | ...              |
| Median selected monthly owner costs as percentage of household income | 19.0           | 25.4           | 16.5           | 18.5           | 20.1           | 19.5          | 18.9          | 18.1         | 17.9              | ...         | ...              |
| With a mortgage   | 20.9           | 29.0           | 19.8           | 20.1           | 20.9           | 20.2          | 19.7          | 19.3         | 19.2              | ...         | ...              |
| Not mortgaged   | 10.7           | 19.9           | 10-            | 10-            | 10-            | 10-           | 10-           | 10-          | 10-               | ...         | ...              |
| <b>Income in 1979 below poverty level</b>                             | <b>26 013</b>  | <b>9 888</b>   | <b>5 930</b>   | <b>3 347</b>   | <b>3 296</b>   | <b>1 920</b>  | <b>937</b>    | <b>441</b>   | <b>254</b>        | <b>2.03</b> | <b>...</b>       |
| Median income   | \$3 252        | \$2 709        | \$3 074        | \$3 300        | \$4 512        | \$5 670       | \$6 341       | \$7 689      | \$8 929           | ...         | ...              |
| Median selected monthly owner costs as percentage of household income | 50+            | 50+            | 50+            | 50+            | 50+            | 50+           | 50+           | 50+          | 46.5              | ...         | ...              |
| With a mortgage   | 50+            | 50+            | 50+            | 50+            | 50+            | 50+           | 50+           | 50+          | 50+               | ...         | ...              |
| Not mortgaged   | 44.1           | 47.2           | 42.5           | 39.2           | 29.7           | 26.0          | 25.2          | 22.1         | 20.0              | ...         | ...              |
| <b>Renter-occupied housing units</b>                                  |                |                |                |                |                |               |               |              |                   |             |                  |
| <b>Nonrelatives present</b>   | <b>316 412</b> | <b>123 520</b> | <b>95 640</b>  | <b>45 907</b>  | <b>28 986</b>  | <b>13 391</b> | <b>5 113</b>  | <b>2 655</b> | <b>1 200</b>      | <b>1.86</b> | <b>682 782</b>   |
|   | 51 586         | -              | 32 575         | 10 830         | 4 640          | 2 052         | 783           | 524          | 182               | 2.29        | 134 831          |
| <b>ROOMS</b>  |                |                |                |                |                |               |               |              |                   |             |                  |
| 1 room  | 11 359         | 9 587          | 1 304          | 302            | 129            | 32            | -             | 5            | -                 | 1.09        | 13 343           |
| 2 rooms   | 28 952         | 20 945         | 5 746          | 1 445          | 502            | 184           | 56            | 33           | 41                | 1.19        | 40 281           |
| 3 rooms   | 73 724         | 48 035         | 19 319         | 4 233          | 1 451          | 397           | 141           | 109          | 39                | 1.27        | 107 003          |
| 4 rooms   | 95 895         | 30 548         | 38 348         | 16 422         | 7 217          | 2 297         | 593           | 321          | 149               | 1.95        | 200 692          |
| 5 rooms   | 53 005         | 9 548          | 18 528         | 11 496         | 8 138          | 3 413         | 1 189         | 499          | 194               | 2.42        | 140 534          |
| 6 rooms   | 25 118         | 2 829          | 6 876          | 5 655          | 4 982          | 2 801         | 1 156         | 583          | 236               | 3.00        | 79 510           |
| 7 or more rooms   | 28 359         | 2 028          | 5 519          | 6 354          | 6 567          | 4 267         | 1 978         | 1 053        | 541               | 3.54        | 101 419          |
| Median  | 4.0            | 3.2            | 4.1            | 4.5            | 5.1            | 5.6           | 6.0           | 6.1          | 6.3               | ...         | ...              |
| <b>PLUMBING FACILITIES BY PERSONS PER ROOM</b>                        |                |                |                |                |                |               |               |              |                   |             |                  |
| <b>Complete plumbing for exclusive use</b>                            | <b>309 526</b> | <b>119 417</b> | <b>94 060</b>  | <b>45 264</b>  | <b>28 735</b>  | <b>13 238</b> | <b>5 048</b>  | <b>2 598</b> | <b>1 166</b>      | <b>1.88</b> | <b>671 089</b>   |
| 1.00 or less  | 297 497        | 119 417        | 92 898         | 43 589         | 26 736         | 10 440        | 3 115         | 1 081        | 221               | 1.82        | 613 128          |
| 1.01 to 1.50  | 8 336          | -              | -              | 1 410          | 1 412          | 2 205         | 1 754         | 1 062        | 493               | 5.11        | 41 751           |
| 1.51 or more  | 3 693          | -              | 1 162          | 265            | 587            | 593           | 179           | 455          | 452               | 4.21        | 16 210           |
| <b>Lacking complete plumbing for exclusive use</b>                    | <b>6 886</b>   | <b>4 103</b>   | <b>1 580</b>   | <b>643</b>     | <b>251</b>     | <b>153</b>    | <b>65</b>     | <b>57</b>    | <b>34</b>         | <b>1.34</b> | <b>11 693</b>    |
| 1.00 or less  | 6 364          | 4 103          | 1 438          | 571            | 168            | 41            | 19            | 24           | -                 | 1.28        | 9 706            |
| 1.01 to 1.50  | 214            | -              | -              | 35             | 39             | 92            | 28            | 20           | -                 | 4.86        | 972              |
| 1.51 or more  | 308            | -              | 142            | 37             | 44             | 20            | 18            | 13           | 34                | 2.82        | 1 015            |
| <b>UNITS IN STRUCTURE</b>   |                |                |                |                |                |               |               |              |                   |             |                  |
| 1, detached or attached   | 96 314         | 18 487         | 28 298         | 19 804         | 15 613         | 8 081         | 3 454         | 1 762        | 815               | 2.57        | 272 536          |
| 2   | 21 665         | 6 510          | 7 311          | 4 038          | 2 224          | 997           | 345           | 161          | 79                | 2.09        | 50 553           |
| 3 and 4   | 26 411         | 9 268          | 8 622          | 4 616          | 2 333          | 864           | 399           | 199          | 110               | 1.96        | 57 820           |
| 5 to 9  | 28 000         | 12 382         | 7 835          | 3 785          | 2 279          | 1 245         | 256           | 138          | 80                | 1.71        | 56 865           |
| 10 to 49  | 94 939         | 48 689         | 29 574         | 9 817          | 4 597          | 1 559         | 439           | 218          | 46                | 1.47        | 164 252          |
| 50 or more  | 43 177         | 26 263         | 12 159         | 2 835          | 1 302          | 346           | 119           | 115          | 38                | 1.32        | 67 038           |
| Mobile home or trailer, etc.  | 5 906          | 1 921          | 1 841          | 1 012          | 638            | 299           | 101           | 62           | 32                | 2.06        | 13 718           |
| <b>GROSS RENT</b>   |                |                |                |                |                |               |               |              |                   |             |                  |
| <b>Specified renter-occupied housing units</b>                        | <b>307 608</b> | <b>121 909</b> | <b>92 984</b>  | <b>44 413</b>  | <b>27 300</b>  | <b>12 639</b> | <b>4 801</b>  | <b>2 434</b> | <b>1 128</b>      | <b>1.84</b> | <b>658 184</b>   |
| Less than \$100   | 14 449         | 10 107         | 1 863          | 1 015          | 701            | 450           | 154           | 89           | 70                | 1.21        | 23 331           |
| \$100 to \$149  | 20 116         | 13 445         | 4 069          | 1 206          | 606            | 394           | 221           | 121          | 54                | 1.25        | 31 407           |
| \$150 to \$199  | 44 270         | 25 083         | 11 611         | 4 137          | 2 023          | 812           | 328           | 203          | 73                | 1.38        | 75 510           |
| \$200 to \$249  | 65 637         | 31 847         | 19 115         | 7 528          | 4 252          | 1 893         | 528           | 328          | 146               | 1.55        | 124 191          |
| \$250 to \$299  | 52 713         | 19 831         | 18 595         | 7 687          | 4 052          | 1 644         | 564           | 235          | 105               | 1.85        | 109 018          |
| \$300 to \$349  | 37 438         | 9 940          | 14 635         | 6 854          | 3 760          | 1 306         | 521           | 267          | 155               | 2.10        | 85 928           |
| \$350 to \$399  | 22 178         | 4 072          | 8 427          | 4 746          | 2 802          | 1 242         | 482           | 296          | 111               | 2.33        | 57 537           |
| \$400 to \$499  | 25 401         | 3 360          | 8 028          | 5 842          | 4 344          | 2 204         | 976           | 452          | 195               | 2.72        | 74 577           |
| \$500 or more   | 16 877         | 1 612          | 3 896          | 4 171          | 3 600          | 2 157         | 847           | 410          | 184               | 3.20        | 55 794           |
| No cash rent  | 8 529          | 2 612          | 2 745          | 1 227          | 1 160          | 537           | 180           | 33           | 35                | 2.10        | 20 891           |
| Median  | \$255          | \$215          | \$272          | \$300          | \$319          | \$333         | \$349         | \$342        | \$332             | ...         | ...              |
| <b>SELECTED CHARACTERISTICS</b>                                       |                |                |                |                |                |               |               |              |                   |             |                  |
| <b>All income levels in 1979</b>                                      | <b>316 412</b> | <b>123 520</b> | <b>95 640</b>  | <b>45 907</b>  | <b>28 986</b>  | <b>13 391</b> | <b>5 113</b>  | <b>2 655</b> | <b>1 200</b>      | <b>1.86</b> | <b>682 782</b>   |
| Median income   | \$11 692       | \$8 536        | \$13 930       | \$13 758       | \$14 778       | \$15 501      | \$15 606      | \$14 547     | \$16 870          | ...         | ...              |
| Median gross rent as percentage of household income                   | 26.5           | 28.8           | 23.9           | 26.6           | 26.4           | 25.6          | 26.4          | 26.4         | 22.8              | ...         | ...              |
| <b>Income in 1979 below poverty level</b>                             | <b>59 801</b>  | <b>24 336</b>  | <b>13 913</b>  | <b>9 101</b>   | <b>6 255</b>   | <b>3 272</b>  | <b>1 403</b>  | <b>1 053</b> | <b>468</b>        | <b>1.90</b> | <b>...</b>       |
| Median income   | \$3 452        | \$2 610        | \$3 742        | \$4 111        | \$4 826        | \$5 778       | \$6 366       | \$7 396      | \$8 138           | ...         | ...              |
| Median gross rent as percentage of household income                   | 50+            | 50+            | 50+            | 50+            | 50+            | 50+           | 50+           | 50+          | 33.4              | ...         | ...              |

Table B — 10. Household Composition and Age of Householder for Owner- and Renter-Occupied Housing Units: 1980

[Data are estimates based on a sample, see Introduction. For meaning of symbols, see Introduction. For definitions of symbols, see appendices A and B.]

|   | Married-couple families |                |                |                |                   | Male householder, no wife present |                |                |                |                   | Female householder, no husband present |                |                |                |                   | Median age |
|---|-------------------------|----------------|----------------|----------------|-------------------|-----------------------------------|----------------|----------------|----------------|-------------------|--|----------------|----------------|----------------|-------------------|------------|
|   | 15 to 24 years          | 25 to 34 years | 35 to 44 years | 45 to 64 years | 65 years and over | 15 to 24 years                    | 25 to 34 years | 35 to 44 years | 45 to 64 years | 65 years and over | 15 to 24 years                         | 25 to 34 years | 35 to 44 years | 45 to 64 years | 65 years and over |            |
| <b>Owner-occupied housing units</b>   |                         |                |                |                |                   |                                   |                |                |                |                   |  |                |                |                |                   |            |
| <b>PERSONS IN UNIT</b>  |                         |                |                |                |                   |                                   |                |                |                |                   |  |                |                |                |                   |            |
| 1 person  | 5 386                   | 25 031         | 10 138         | 67 428         | 39 243            | 2 555                             | 11 325         | 5 750          | 7 422          | 5 094             | 1 226                                  | 6 577          | 3 802          | 16 218         | 23 128            |            |
| 2 persons   | 3 297                   | 23 945         | 16 026         | 36 694         | 5 116             | 1 447                             | 5 433          | 2 316          | 2 736          | 1 059             | 880                                    | 4 296          | 3 819          | 7 477          | 4 521             |            |
| 3 persons   | 1 612                   | 33 329         | 37 643         | 24 285         | 999               | 596                               | 1 622          | 1 002          | 1 206          | 287               | 382                                    | 3 401          | 2 611          | 3 717          | 1 089             |            |
| 4 persons   | 326                     | 11 147         | 21 226         | 11 312         | 391               | 169                               | 636            | 219            | 428            | 93                | 130                                    | 2 171          | 2 611          | 1 650          | 337               |            |
| 5 persons   | 100                     | 3 764          | 11 702         | 7 938          | 227               | 47                                | 150            | 219            | 171            | 28                | 16                                     | 438            | 1 167          | 609            | 112               |            |
| 6 or more persons   | 250                     | 348            | 409            | 267            | 209               | 145                               | 135            | 137            | 111            | 115               | 26                                     | 147            | 51             | 523            | 74                |            |
| Median  | 2.58                    | 3.48           | 4.09           | 4.54           | 4.09              | 2.50                              | 3.35           | 3.37           | 3.31           | 3.15              | 1.62                                   | 1.84           | 2.62           | 1.43           | 1.13              |            |
| Total persons   | 30 249                  | 339 691        | 404 911        | 454 005        | 100 713           | 8 672                             | 32 056         | 17 856         | 19 961         | 9 056             | 4 955                                  | 33 926         | 44 703         | 55 920         | 37 254            |            |
| <b>PLUMBING FACILITIES BY PERSONS PER ROOM</b>  |                         |                |                |                |                   |                                   |                |                |                |                   |  |                |                |                |                   |            |
| Complete plumbing for exclusive use   | 10 687                  | 97 062         | 96 645         | 147 401        | 45 819            | 4 810                             | 19 106         | 9 943          | 11 975         | 6 531             | 2 629                                  | 16 011         | 16 237         | 30 091         | 29 008            |            |
| 1.01 or more persons per room   | 208                     | 1 700          | 2 362          | 1 895          | 128               | 18                                | 61             | 64             | 75             | 5                 | 9                                      | 127            | 166            | 262            | 16                |            |
| Locking complete plumbing for exclusive use   | 34                      | 154            | 90             | 256            | 157               | 28                                | 154            | 60             | 99             | 71                | 31                                     | 65             | 41             | 103            | 253               |            |
| 1.01 or more persons per room   | 9                       | 31             | 27             | 14             | —                 | —                                 | —              | —              | —              | —                 | —                                      | —              | 4              | —              | —                 |            |
| <b>MORTGAGE STATUS AND SELECTED MONTHLY OWNER COSTS AS PERCENTAGE OF HOUSEHOLD INCOME IN 1979</b> |                         |                |                |                |                   |                                   |                |                |                |                   |  |                |                |                |                   |            |
| <b>With a mortgage</b>  |                         |                |                |                |                   |                                   |                |                |                |                   |  |                |                |                |                   |            |
| Less than 15 percent  | 7 716                   | 85 627         | 85 739         | 124 200        | 35 888            | 2 617                             | 13 117         | 6 750          | 7 985          | 4 762             | 1 226                                  | 10 262         | 12 199         | 21 903         | 21 471            |            |
| 15 to 19 percent  | 7 383                   | 83 700         | 82 497         | 97 949         | 10 766            | 2 351                             | 12 345         | 6 252          | 5 963          | 1 123             | 1 072                                  | 9 702          | 11 214         | 14 530         | 4 620             |            |
| 20 to 24 percent  | 432                     | 9 766          | 23 779         | 50 562         | 3 527             | 167                               | 1 686          | 1 345          | 2 210          | 230               | 75                                     | 660            | 1 272          | 3 078          | 583               |            |
| 25 to 29 percent  | 894                     | 15 349         | 18 793         | 18 308         | 1 948             | 322                               | 2 121          | 1 951          | 1 113          | 1 64              | 132                                    | 938            | 1 631          | 2 406          | 450               |            |
| 30 to 34 percent  | 57 068                  | 14 727         | 14 727         | 11 290         | 1 531             | 381                               | 2 332          | 1 288          | 1 233          | 123               | 83                                     | 2 866          | 1 611          | 2 008          | 439               |            |
| 35 percent or more  | 42 492                  | 15 284         | 9 782          | 6 289          | 975               | 326                               | 1 867          | 838            | 521            | 87                | 156                                    | 1 335          | 1 438          | 1 651          | 399               |            |
| Median  | 28 010                  | 9 973          | 5 818          | 3 818          | 741               | 265                               | 1 457          | 587            | 363            | 76                | 106                                    | 1 020          | 1 118          | 1 266          | 417               |            |
| Not computed  | 57 505                  | 15 349         | 9 442          | 7 414          | 1 999             | 863                               | 3 051          | 1 110          | 927            | 435               | 491                                    | 4 305          | 3 921          | 3 947          | 2 283             |            |
| Median  | 1 456                   | 120            | 156            | 268            | 45                | 27                                | 31             | 49             | 87             | 8                 | 29                                     | 158            | 223            | 174            | 49                |            |
| Not mortgaged   | 89 795                  | 333            | 3 242          | 26 251         | 25 122            | 266                               | 572            | 498            | 2 022          | 3 639             | 154                                    | 560            | 985            | 7 373          | 16 851            |            |
| Less than 10 percent  | 41 944                  | 1 207          | 2 372          | 19 416         | 10 298            | 106                               | 318            | 296            | 1 154          | 929               | 37                                     | 113            | 285            | 2 501          | 2 647             |            |
| 10 to 14 percent  | 18 170                  | 61             | 468            | 3 927          | 6 990             | 99                                | 99             | 61             | 295            | 720               | 20                                     | 90             | 145            | 1 642          | 2 887             |            |
| 15 to 19 percent  | 9 421                   | 39             | 134            | 1 233          | 3 270             | 28                                | 38             | 41             | 203            | 566               | 20                                     | 90             | 145            | 923            | 2 547             |            |
| 20 to 24 percent  | 5 996                   | 34             | 43             | 587            | 1 938             | 6                                 | 17             | 19             | 74             | 444               | 33                                     | 53             | 57             | 582            | 2 061             |            |
| 25 to 29 percent  | 3 709                   | 31             | 28             | 314            | 958               | 15                                | 26             | 19             | 39             | 265               | —                                      | 17             | 41             | 324            | 1 598             |            |
| 30 to 34 percent  | 2 834                   | 11             | 8              | 185            | 587               | 30                                | 54             | 33             | 164            | 534               | 14                                     | 25             | 28             | 319            | 1 402             |            |
| 35 percent or more  | 7 020                   | 26             | 55             | 474            | 953               | 30                                | 54             | 33             | 164            | 534               | 14                                     | 25             | 28             | 319            | 1 402             |            |
| Median  | 7 701                   | 13             | 15             | 115            | 128               | 12                                | 14             | 19             | 25             | 11                | 11                                     | 16             | 9              | 124            | 189               |            |
| Not computed  | 10.7                    | 11.4           | 10.0           | 10.0           | 11.6              | 11.5                              | 10.0           | 10.0           | 10.0           | 16.5              | 12.4                                   | 12.7           | 13.9           | 13.4           | 20.6              |            |
| Total   | 316 412                 | 22 326         | 43 381         | 15 464         | 8 487             | 28 072                            | 36 260         | 10 748         | 11 999         | 5 279             | 27 538                                 | 35 898         | 13 019         | 17 847         | 24 207            |            |
| <b>Renter-occupied housing units</b>  |                         |                |                |                |                   |                                   |                |                |                |                   |  |                |                |                |                   |            |
| <b>PERSONS IN UNIT</b>  |                         |                |                |                |                   |                                   |                |                |                |                   |  |                |                |                |                   |            |
| 1 person  | 11 036                  | 14 209         | 2 583          | 7 691          | 7 663             | 13 232                            | 22 384         | 7 312          | 9 545          | 4 741             | 11 569                                 | 16 634         | 4 312          | 11 874         | 21 917            |            |
| 2 persons   | 95 640                  | 310 983        | 310 983        | 341 818        | 133               | 9 950                             | 9 915          | 2 111          | 1 644          | 428               | 10 488                                 | 9 806          | 2 963          | 3 319          | 1 834             |            |
| 3 persons   | 28 986                  | 10 983         | 4 178          | 2 060          | 133               | 3 286                             | 2 522          | 653            | 538            | 40                | 1 632                                  | 5 421          | 2 569          | 1 441          | 312               |            |
| 4 persons   | 13 391                  | 4 679          | 3 360          | 1 012          | 72                | 1 132                             | 886            | 404            | 205            | 59                | 1 332                                  | 2 339          | 1 574          | 672            | 48                |            |
| 5 persons   | 8 988                   | 2 441          | 2 683          | 1 283          | 86                | 358                               | 377            | 130            | 46             | 11                | 365                                    | 1 045          | 917            | 222            | 68                |            |
| 6 or more persons   | 1 866                   | 318            | 404            | 251            | 205               | 114                               | 176            | 138            | 21             | 106               | 117                                    | 653            | 684            | 319            | 28                |            |
| Median  | 1.86                    | 2.52           | 3.18           | 2.51           | 2.05              | 1.58                              | 1.31           | 1.23           | 1.13           | 1.06              | 1.71                                   | 1.63           | 2.24           | 1.25           | 1.05              |            |
| Total persons   | 682 782                 | 60 589         | 142 082        | 46 480         | 17 659            | 49 772                            | 56 553         | 16 248         | 15 344         | 5 883             | 51 007                                 | 70 205         | 32 465         | 28 218         | 25 948            |            |
| <b>PLUMBING FACILITIES BY PERSONS PER ROOM</b>  |                         |                |                |                |                   |                                   |                |                |                |                   |  |                |                |                |                   |            |
| Complete plumbing for exclusive use   | 309 526                 | 42 926         | 15 666         | 15 302         | 8 372             | 27 245                            | 35 290         | 10 436         | 11 185         | 4 899             | 26 914                                 | 35 412         | 12 843         | 17 522         | 23 608            |            |
| 1.01 or more persons per room   | 12 029                  | 1 556          | 3 320          | 1 046          | 102               | 628                               | 476            | 175            | 85             | 21                | 604                                    | 935            | 711            | 285            | 60                |            |
| Locking complete plumbing for exclusive use   | 6 886                   | 420            | 221            | 162            | 115               | 827                               | 970            | 312            | 814            | 380               | 624                                    | 486            | 176            | 325            | 599               |            |
| 1.01 or more persons per room   | 522                     | 58             | 123            | 64             | 21                | 19                                | 10             | 8              | 34             | 7                 | 16                                     | 20             | 31             | 6              | 11                |            |
| <b>GROSS RENT AS PERCENTAGE OF HOUSEHOLD INCOME IN 1979</b>                                       |                         |                |                |                |                   |                                   |                |                |                |                   |  |                |                |                |                   |            |
| <b>Specified renter-occupied housing units</b>  |                         |                |                |                |                   |                                   |                |                |                |                   |  |                |                |                |                   |            |
| Less than 15 percent  | 307 608                 | 21 715         | 41 491         | 14 702         | 8 099             | 27 685                            | 35 661         | 10 544         | 11 745         | 5 159             | 27 315                                 | 35 251         | 12 768         | 17 547         | 23 913            |            |
| 15 to 19 percent  | 42 001                  | 3 808          | 6 816          | 2 522          | 1 171             | 2 966                             | 6 288          | 3 075          | 3 492          | 633               | 1 434                                  | 2 576          | 1 120          | 2 031          | 1 795             |            |
| 20 to 24 percent  | 47 640                  | 3 890          | 7 929          | 2 768          | 1 511             | 4 103                             | 7 436          | 2 279          | 1 927          | 543               | 2 492                                  | 4 741          | 1 432          | 2 242          | 2 239             |            |
| 25 to 29 percent  | 46 459                  | 3 933          | 7 437          | 1 860          | 1 175             | 3 873                             | 6 023          | 1 362          | 1 443          | 755               | 3 021                                  | 5 515          | 1 776          | 2 440          | 3 313             |            |
| 30 to 34 percent  | 36 923                  | 3 008          | 5 386          | 1 844          | 1 106             | 3 052                             | 4 305          | 929            | 958            | 523               | 3 123                                  | 4 711          | 1 614          | 2 124          | 2 717             |            |
| 35 to 49 percent  | 26 752                  | 2 085          | 3 397          | 1 255          | 759               | 2 537                             | 2 489          | 647            | 705            | 402               | 2 805                                  | 3 831          | 1 269          | 1 604          | 1 742             |            |
| 50 percent or more  | 41 932                  | 3 029          | 4 585          | 1 485          | 1 258             | 4 371                             | 3 932          | 901            | 1 083          | 1 551             | 4 736                                  | 5 594          | 1 863          | 2 551          | 4 245             |            |
| Median  | 53 197                  | 2 724          | 3 694          | 1 362          | 838               | 5 823                             | 4 021          | 1 025          | 1 575          | 848               | 8 923                                  | 7 585          | 3 224          | 3 800          | 6 558             |            |
| Not computed  | 12 704                  | 738            | 2 047          | 933            | 641               | 960                               | 967            | 326            | 562            | 404               | 781                                    | 698            | 3 078          | 755            | 1 304             |            |
| Median  | 26.5                    | 25.6           | 23.3           | 23.1           | 26.0              | 29.0                              | 23.0           | 19.5           | 20.6           | 29.3              | 36.0                                   | 29.7           | 30.8           | 29.0           | 33.6              |            |

**Table B-11. Age and Sex of Householder in One-Person Households for Owner- and Renter-Occupied Housing Units: 1980**

[Data are estimates based on a sample, see Introduction. For meaning of symbols, see Introduction. For definitions of terms, see appendixes A and B]

| Inside SMSA's   | Male householder |                |                |                |                |                   | Female householder |                |                |                |                |                   |               |
|---|------------------|----------------|----------------|----------------|----------------|-------------------|--------------------|----------------|----------------|----------------|----------------|-------------------|---------------|
|   | Total            | 15 to 24 years | 25 to 34 years | 35 to 44 years | 45 to 64 years | 65 years and over | Total              | 15 to 24 years | 25 to 34 years | 35 to 44 years | 45 to 64 years | 65 years and over |               |
| <b>Owner-occupied housing units</b> -----   | <b>83 097</b>    | <b>32 146</b>  | <b>2 555</b>   | <b>11 325</b>  | <b>5 750</b>   | <b>7 422</b>      | <b>5 094</b>       | <b>50 951</b>  | <b>1 226</b>   | <b>6 577</b>   | <b>3 802</b>   | <b>16 218</b>     | <b>23 128</b> |
| <b>PLUMBING FACILITIES</b>  |                  |                |                |                |                |                   |                    |                |                |                |                |                   |               |
| Complete plumbing for exclusive use -----   | 82 490           | 31 836         | 2 540          | 11 223         | 5 702          | 7 328             | 5 043              | 50 654         | 1 226          | 6 531          | 3 787          | 16 172            | 22 938        |
| Locking complete plumbing for exclusive use -----                                   | 607              | 310            | 15             | 102            | 48             | 94                | 51                 | 297            | --             | 46             | 15             | 46                | 190           |
| <b>UNITS IN STRUCTURE</b>   |                  |                |                |                |                |                   |                    |                |                |                |                |                   |               |
| 1, detached or attached -----   | 60 519           | 23 287         | 1 364          | 8 104          | 4 306          | 5 407             | 4 106              | 37 232         | 499            | 3 959          | 2 596          | 12 228            | 17 950        |
| 2 or more -----   | 14 880           | 5 544          | 591            | 2 368          | 965            | 1 121             | 499                | 9 336          | 433            | 2 051          | 931            | 2 443             | 3 478         |
| Mobile home or trailer, etc. -----  | 7 698            | 3 315          | 600            | 853            | 479            | 894               | 489                | 4 383          | 294            | 567            | 275            | 1 547             | 1 700         |
| <b>HOUSEHOLD INCOME IN 1979</b>   |                  |                |                |                |                |                   |                    |                |                |                |                |                   |               |
| Less than \$5,000 -----   | 16 888           | 3 399          | 457            | 576            | 251            | 671               | 1 444              | 13 489         | 221            | 397            | 316            | 3 077             | 9 478         |
| \$5,000 to \$9,999 -----  | 17 712           | 4 325          | 380            | 924            | 263            | 921               | 1 837              | 13 387         | 326            | 921            | 386            | 3 760             | 7 994         |
| \$10,000 to \$12,499 -----  | 8 584            | 2 696          | 483            | 881            | 347            | 523               | 462                | 5 888          | 244            | 847            | 464            | 2 369             | 1 964         |
| \$12,500 to \$14,999 -----  | 6 967            | 2 609          | 278            | 1 185          | 393            | 495               | 258                | 4 358          | 155            | 888            | 524            | 1 808             | 983           |
| \$15,000 to \$19,999 -----  | 13 183           | 6 245          | 625            | 2 898          | 1 055          | 1 290             | 377                | 6 938          | 191            | 2 060          | 942            | 2 484             | 1 261         |
| \$20,000 to \$24,999 -----  | 8 795            | 5 253          | 227            | 2 377          | 1 173          | 1 223             | 253                | 3 542          | 69             | 929            | 623            | 1 386             | 535           |
| \$25,000 to \$34,999 -----  | 6 999            | 4 600          | 77             | 1 708          | 1 357          | 1 249             | 209                | 2 399          | 13             | 401            | 435            | 971               | 579           |
| \$35,000 to \$49,999 -----  | 2 240            | 1 685          | 18             | 497            | 457            | 575               | 138                | 555            | --             | 82             | 76             | 208               | 189           |
| \$50,000 or more -----  | 1 729            | 1 334          | 10             | 279            | 454            | 475               | 116                | 395            | 7              | 52             | 36             | 155               | 145           |
| Median -----  | \$12 024         | \$17 251       | \$12 280       | \$18 551       | \$21 852       | \$19 242          | \$7 608            | \$9 435        | \$10 676       | \$15 474       | \$15 959       | \$11 342          | \$6 079       |
| Mean -----  | \$14 691         | \$19 878       | \$12 542       | \$19 968       | \$26 355       | \$22 900          | \$11 639           | \$11 419       | \$10 746       | \$15 681       | \$16 726       | \$12 869          | \$8 353       |
| <b>MORTGAGE STATUS AND SELECTED MONTHLY OWNER COSTS</b>                             |                  |                |                |                |                |                   |                    |                |                |                |                |                   |               |
| <b>Specified owner-occupied housing units</b> -----                                 | <b>53 287</b>    | <b>20 213</b>  | <b>1 179</b>   | <b>7 167</b>   | <b>3 567</b>   | <b>4 666</b>      | <b>3 634</b>       | <b>33 074</b>  | <b>393</b>     | <b>3 216</b>   | <b>2 152</b>   | <b>10 704</b>     | <b>16 609</b> |
| <b>With a mortgage</b> -----  | <b>29 915</b>    | <b>15 142</b>  | <b>1 026</b>   | <b>6 795</b>   | <b>3 299</b>   | <b>3 272</b>      | <b>750</b>         | <b>14 773</b>  | <b>341</b>     | <b>3 037</b>   | <b>1 930</b>   | <b>6 216</b>      | <b>3 249</b>  |
| Less than \$200 -----   | 3 805            | 1 232          | 56             | 251            | 204            | 442               | 279                | 2 573          | 17             | 73             | 77             | 1 231             | 1 175         |
| \$200 to \$249 -----  | 4 038            | 1 284          | 40             | 268            | 275            | 525               | 176                | 2 754          | 22             | 242            | 246            | 1 458             | 786           |
| \$250 to \$299 -----  | 3 308            | 1 313          | 84             | 492            | 194            | 429               | 114                | 1 995          | 37             | 241            | 314            | 1 040             | 363           |
| \$300 to \$349 -----  | 3 053            | 1 535          | 132            | 682            | 258            | 399               | 64                 | 1 518          | 11             | 357            | 273            | 629               | 248           |
| \$350 to \$399 -----  | 3 311            | 1 540          | 145            | 746            | 352            | 262               | 35                 | 1 771          | 87             | 540            | 296            | 603               | 245           |
| \$400 to \$499 -----  | 5 024            | 2 982          | 243            | 1 564          | 613            | 512               | 50                 | 2 042          | 109            | 705            | 297            | 672               | 259           |
| \$500 to \$599 -----  | 3 416            | 2 287          | 127            | 1 322          | 517            | 301               | 20                 | 1 129          | 58             | 442            | 204            | 302               | 123           |
| \$600 to \$749 -----  | 2 681            | 2 011          | 173            | 1 061          | 524            | 253               | ●                  | 670            | --             | 326            | 143            | 155               | 46            |
| \$750 or more -----   | 1 279            | 958            | 26             | 409            | 362            | 149               | 12                 | 321            | --             | 111            | 80             | 126               | 4             |
| Median -----  | \$361            | \$421          | \$421          | \$459          | \$454          | \$330             | \$227              | \$302          | \$398          | \$411          | \$359          | \$270             | \$229         |
| <b>Not mortgaged</b> -----  | <b>23 372</b>    | <b>5 071</b>   | <b>153</b>     | <b>372</b>     | <b>268</b>     | <b>1 394</b>      | <b>2 884</b>       | <b>18 301</b>  | <b>52</b>      | <b>179</b>     | <b>222</b>     | <b>4 488</b>      | <b>13 360</b> |
| Less than \$50 -----  | 269              | 150            | 23             | 31             | 24             | 32                | 40                 | 119            | --             | --             | --             | 53                | 66            |
| \$50 to \$74 -----  | 1 878            | 543            | 29             | 50             | 56             | 157               | 251                | 1 335          | 5              | 12             | 19             | 304               | 995           |
| \$75 to \$99 -----  | 5 883            | 1 345          | 46             | 72             | 60             | 389               | 778                | 4 538          | 21             | 86             | 36             | 875               | 3 520         |
| \$100 to \$124 -----  | 6 589            | 1 345          | 38             | 104            | 51             | 322               | 830                | 5 244          | 5              | 37             | 42             | 1 158             | 4 002         |
| \$125 to \$149 -----  | 4 100            | 698            | 6              | 41             | 30             | 191               | 430                | 3 402          | --             | 29             | 40             | 979               | 2 354         |
| \$150 to \$199 -----  | 3 252            | 593            | --             | 32             | 25             | 193               | 343                | 2 659          | 14             | 13             | 48             | 812               | 1 772         |
| \$200 to \$249 -----  | 811              | 217            | 6              | 30             | 12             | 45                | 124                | 594            | 7              | --             | 20             | 175               | 392           |
| \$250 or more -----   | 590              | 180            | 5              | 12             | 10             | 65                | 88                 | 410            | --             | 2              | 17             | 132               | 259           |
| Median -----  | \$114            | \$109          | \$88           | \$108          | \$97           | \$109             | \$111              | \$115          | \$100          | \$98           | \$134          | \$122             | \$113         |
| <b>SELECTED CHARACTERISTICS</b>   |                  |                |                |                |                |                   |                    |                |                |                |                |                   |               |
| Median selected monthly owner costs as percentage of household income in 1979 ----- | 25.4             | 24.3           | 35.3           | 28.6           | 23.8           | 16.7              | 20.4               | 26.3           | 41.9           | 30.7           | 26.7           | 23.7              | 26.2          |
| With a mortgage -----   | 29.0             | 27.0           | 37.0           | 29.2           | 24.4           | 19.3              | 35.5               | 31.3           | 45.3           | 31.5           | 27.8           | 28.3              | 42.1          |
| Not mortgaged -----   | 19.9             | 14.5           | 11.4           | 10--           | 10--           | 10--              | 18.5               | 21.5           | 17.1           | 10.3           | 15.0           | 15.8              | 23.6          |
| Income in 1979 below poverty level -----  | 9 888            | 2 131          | 350            | 426            | 200            | 536               | 619                | 7 571          | 168            | 304            | 264            | 2 347             | 4 674         |
| Percent below poverty level -----   | 11.9             | 6.6            | 13.7           | 3.8            | 3.5            | 7.2               | 12.2               | 15.2           | 13.7           | 4.6            | 6.9            | 14.5              | 20.2          |
| <b>Renter-occupied housing units</b> -----  | <b>123 520</b>   | <b>57 214</b>  | <b>13 232</b>  | <b>22 384</b>  | <b>7 312</b>   | <b>9 545</b>      | <b>4 741</b>       | <b>66 306</b>  | <b>11 569</b>  | <b>16 634</b>  | <b>4 312</b>   | <b>11 874</b>     | <b>21 917</b> |
| <b>PLUMBING FACILITIES</b>  |                  |                |                |                |                |                   |                    |                |                |                |                |                   |               |
| Complete plumbing for exclusive use -----   | 119 417          | 54 552         | 12 703         | 21 607         | 7 051          | 8 800             | 4 391              | 64 865         | 11 303         | 16 355         | 4 215          | 11 617            | 21 375        |
| Locking complete plumbing for exclusive use -----                                   | 4 103            | 2 662          | 529            | 777            | 261            | 745               | 350                | 1 441          | 266            | 279            | 97             | 257               | 542           |
| <b>UNITS IN STRUCTURE</b>   |                  |                |                |                |                |                   |                    |                |                |                |                |                   |               |
| 1, detached or attached -----   | 18 487           | 9 255          | 1 895          | 3 981          | 1 183          | 1 413             | 783                | 9 232          | 1 313          | 2 648          | 665            | 1 896             | 2 710         |
| 2 -----   | 6 510            | 2 767          | 656            | 1 258          | 344            | 364               | 145                | 3 743          | 682            | 1 047          | 262            | 701               | 1 051         |
| 3 and 4 -----   | 9 268            | 4 196          | 897            | 1 867          | 477            | 611               | 344                | 5 072          | 889            | 1 608          | 317            | 1 002             | 1 256         |
| 5 to 9 -----  | 12 382           | 5 945          | 1 450          | 2 345          | 659            | 1 006             | 485                | 6 437          | 1 438          | 1 702          | 462            | 1 235             | 1 600         |
| 10 to 49 -----  | 48 689           | 24 365         | 6 037          | 9 492          | 3 184          | 4 125             | 1 527              | 24 324         | 5 068          | 6 980          | 1 685          | 4 458             | 6 133         |
| 50 or more -----  | 26 263           | 9 682          | 1 955          | 3 086          | 1 351          | 1 903             | 1 387              | 16 581         | 2 083          | 2 528          | 830            | 2 327             | 8 813         |
| Mobile home or trailer, etc. -----  | 1 921            | 1 004          | 342            | 355            | 114            | 123               | 70                 | 917            | 96             | 121            | 91             | 255               | 354           |
| <b>HOUSEHOLD INCOME IN 1979</b>   |                  |                |                |                |                |                   |                    |                |                |                |                |                   |               |
| Less than \$5,000 -----   | 36 694           | 12 586         | 3 567          | 3 211          | 1 035          | 2 331             | 2 442              | 24 108         | 4 206          | 2 363          | 1 113          | 4 020             | 12 406        |
| \$5,000 to \$9,999 -----  | 34 757           | 14 786         | 4 618          | 5 676          | 1 271          | 1 891             | 1 330              | 19 971         | 4 518          | 5 069          | 1 059          | 3 372             | 5 953         |
| \$10,000 to \$12,499 -----  | 16 495           | 7 727          | 2 121          | 3 574          | 828            | 1 038             | 166                | 8 768          | 1 635          | 3 770          | 662            | 1 440             | 1 261         |
| \$12,500 to \$14,999 -----  | 10 480           | 5 220          | 1 042          | 2 625          | 635            | 708               | 210                | 5 260          | 621            | 2 333          | 472            | 1 056             | 778           |
| \$15,000 to \$19,999 -----  | 13 537           | 8 284          | 1 343          | 4 092          | 1 317          | 1 263             | 269                | 5 253          | 465            | 2 352          | 596            | 1 053             | 787           |
| \$20,000 to \$24,999 -----  | 6 089            | 4 348          | 354            | 1 983          | 966            | 925               | 120                | 1 741          | 60             | 522            | 280            | 525               | 354           |
| \$25,000 to \$34,999 -----  | 3 559            | 2 665          | 94             | 935            | 810            | 736               | 90                 | 894            | 33             | 186            | 104            | 309               | 262           |
| \$35,000 to \$49,999 -----  | 1 125            | 954            | 50             | 160            | 276            | 394               | 74                 | 171            | 12             | 12             | 9              | 72                | 66            |
| \$50,000 or more -----  | 784              | 644            | 43             | 128            | 174            | 259               | 40                 | 140            | 19             | 27             | 17             | 27                | 50            |
| Median -----  | \$8 536          | \$10 400       | \$8 091        | \$11 612       | \$14 555       | \$11 326          | \$4 914            | \$7 144        | \$6 701        | \$10 587       | \$9 920        | \$7 848           | \$4 650       |
| Mean -----  | \$10 174         | \$12 226       | \$9 105        | \$12 509       | \$16 549       | \$14 640          | \$8 073            | \$8 402        | \$7 105        | \$10 783       | \$10 447       | \$9 153           | \$6 471       |
| <b>GROSS RENT</b>   |                  |                |                |                |                |                   |                    |                |                |                |                |                   |               |
| <b>Specified renter-occupied housing units</b> -----                                | <b>121 909</b>   | <b>56 308</b>  | <b>13 043</b>  | <b>22 066</b>  | <b>7 200</b>   | <b>9 367</b>      | <b>4 632</b>       | <b>65 601</b>  | <b>11 466</b>  | <b>16 444</b>  | <b>4 289</b>   | <b>11 723</b>     | <b>21 679</b> |
| Less than \$100 -----   | 10 107           | 3 217          | 285            | 514            | 297            | 1 033             | 1 088              | 6 890          | 158            | 259            | 200            | 1 268             | 5 005         |
| \$100 to \$149 -----  | 13 445           | 6 319          | 1 124          | 1 860          | 732            | 1 515             | 1 088              | 7 126          | 758            | 995            | 347            | 1 316             | 3 710         |
| \$150 to \$199 -----  | 25 083           | 11 835         | 3 005          | 4 560          | 1 325          | 2 116             | 829                | 13 248         | 2 912          | 2 935          | 597            | 2 557             | 4 247         |
| \$200 to \$249 -----  | 31 847           | 15 002         | 4 562          | 5 892          | 1 947          | 2 032             | 569                | 16 845         | 4 425          | 4 980          | 1 195          | 2 676             | 3 569         |
| \$250 to \$299 -----  | 19 831           | 9 317          | 2 178          | 4 387          | 1 285          | 1 098             | 369                | 10 514         | 1 937          | 3 918          | 1 001          | 1 721             | 1 937         |
| \$300 to \$349 -----  | 9 940            | 4 697          | 862            | 2 367          | 641            | 666               | 161                | 5 243          | 772            | 1 897          | 455            | 1 034</           |               |

Table B — 12. Duration of Vacancy for Year-Round Vacant for Sale and Vacant for Rent Housing Units: 1980

[Data are estimates based on a sample, see Introduction. For meaning of symbols, see Introduction. For definitions of terms, see appendixes A and 8]

| Inside SMSA's   |          |                    |                  |                  | Inside SMSA's  |        |                    |                  |                  |
|---|----------|--------------------|------------------|------------------|--|--------|--------------------|------------------|------------------|
|   | Total    | Less than 2 months | 2 up to 6 months | 6 or more months |  | Total  | Less than 2 months | 2 up to 6 months | 6 or more months |
| <b>Vacant for sale only housing units</b> -----           |          |                    |                  |                  | <b>Vacant for rent housing units</b> -----           |        |                    |                  |                  |
|   | 15 993   | 6 351              | 6 270            | 3 372            |  | 27 670 | 18 822             | 6 820            | 2 028            |
| <b>ROOMS</b>  |          |                    |                  |                  | <b>ROOMS</b>   |        |                    |                  |                  |
| 1 to 3 rooms -----  | 883      | 182                | 354              | 347              | 1 room -----   | 1 691  | 1 360              | 268              | 63               |
| 4 rooms -----   | 3 114    | 1 150              | 1 258            | 706              | 2 rooms -----  | 2 637  | 1 867              | 576              | 194              |
| 5 rooms -----   | 3 005    | 1 119              | 1 138            | 748              | 3 rooms -----  | 7 829  | 5 573              | 1 816            | 440              |
| 6 rooms -----   | 2 985    | 1 153              | 1 214            | 618              | 4 rooms -----  | 8 589  | 5 657              | 2 225            | 707              |
| 7 rooms -----   | 2 406    | 1 113              | 956              | 337              | 5 rooms -----  | 3 921  | 2 499              | 1 080            | 342              |
| 8 or more rooms -----                                     | 3 600    | 1 634              | 1 350            | 616              | 6 rooms -----  | 1 663  | 1 083              | 419              | 161              |
| Median -----  | 5.8      | 6.1                | 5.8              | 5.3              | 7 or more rooms -----                                | 1 340  | 783                | 436              | 121              |
|   |          |                    |                  |                  | Median -----   | 3.7    | 3.6                | 3.8              | 3.9              |
| <b>PLUMBING FACILITIES</b>                                |          |                    |                  |                  | <b>PLUMBING FACILITIES</b>                           |        |                    |                  |                  |
| Complete plumbing for exclusive use -----                 | 15 844   | 6 292              | 6 218            | 3 334            | Complete plumbing for exclusive use -----            | 26 467 | 17 920             | 6 593            | 1 954            |
| Locking complete plumbing for exclusive use -----         | 149      | 59                 | 52               | 38               | Locking complete plumbing for exclusive use -----    | 1 203  | 902                | 227              | 74               |
| <b>BEDROOMS</b>   |          |                    |                  |                  | <b>BEDROOMS</b>                                      |        |                    |                  |                  |
| None -----  | 23       | 5                  | 3                | 15               | None -----   | 2 312  | 1 825              | 376              | 111              |
| 1 -----   | 1 249    | 304                | 535              | 410              | 1 -----  | 10 975 | 7 707              | 2 525            | 743              |
| 2 -----   | 5 401    | 1 863              | 2 164            | 1 374            | 2 -----  | 10 299 | 6 730              | 2 815            | 754              |
| 3 -----   | 5 545    | 2 403              | 2 079            | 1 063            | 3 -----  | 3 219  | 2 073              | 821              | 325              |
| 4 -----   | 3 214    | 1 516              | 1 298            | 400              | 4 -----  | 708    | 431                | 221              | 56               |
| 5 or more -----   | 561      | 260                | 191              | 110              | 5 or more -----                                      | 157    | 56                 | 62               | 39               |
| <b>YEAR STRUCTURE BUILT</b>                               |          |                    |                  |                  | <b>YEAR STRUCTURE BUILT</b>                          |        |                    |                  |                  |
| 1975 to March 1980 -----                                  | 8 475    | 3 714              | 3 324            | 1 437            | 1975 to March 1980 -----                             | 4 931  | 3 226              | 1 533            | 172              |
| 1970 to 1974 -----  | 2 878    | 867                | 1 256            | 755              | 1970 to 1974 -----                                   | 6 819  | 4 926              | 1 572            | 321              |
| 1960 to 1969 -----  | 1 811    | 660                | 647              | 504              | 1960 to 1969 -----                                   | 5 497  | 3 843              | 1 179            | 475              |
| 1950 to 1959 -----  | 1 088    | 425                | 480              | 183              | 1950 to 1959 -----                                   | 2 931  | 2 056              | 630              | 245              |
| 1940 to 1949 -----  | 523      | 233                | 164              | 126              | 1940 to 1949 -----                                   | 2 009  | 1 236              | 601              | 172              |
| 1939 or earlier -----                                     | 1 218    | 452                | 399              | 367              | 1939 or earlier -----                                | 5 483  | 3 535              | 1 305            | 643              |
| <b>UNITS IN STRUCTURE</b>                                 |          |                    |                  |                  | <b>UNITS IN STRUCTURE</b>                            |        |                    |                  |                  |
| 1, detached or attached -----                             | 10 719   | 4 686              | 4 293            | 1 740            | 1, detached or attached -----                        | 6 301  | 3 765              | 1 785            | 751              |
| 2 or more -----   | 4 505    | 1 289              | 1 712            | 1 504            | 2 -----  | 1 266  | 650                | 483              | 133              |
| Mobile home or trailer -----                              | 769      | 376                | 265              | 128              | 3 and 4 -----  | 2 230  | 1 499              | 540              | 191              |
|   |          |                    |                  |                  | 5 to 9 -----   | 2 668  | 1 827              | 658              | 183              |
| <b>HEATING EQUIPMENT</b>                                  |          |                    |                  |                  | <b>HEATING EQUIPMENT</b>                             |        |                    |                  |                  |
| Central heating system -----                              | 15 542   | 6 222              | 6 140            | 3 180            | 10 to 49 -----                                       | 11 017 | 8 275              | 2 173            | 569              |
| Other means -----   | 434      | 129                | 130              | 175              | 50 or more -----                                     | 3 575  | 2 444              | 973              | 158              |
| None -----  | 17       | -                  | -                | 17               | Mobile home or trailer -----                         | 613    | 362                | 208              | 43               |
| <b>PRICE ASKED</b>  |          |                    |                  |                  | <b>RENT ASKED</b>                                    |        |                    |                  |                  |
| <b>Specified vacant for sale only housing units</b> ----- |          |                    |                  |                  | <b>Specified vacant for rent housing units</b> ----- |        |                    |                  |                  |
| Less than \$10,000 -----                                  | 9 924    | 4 424              | 3 929            | 1 571            | Less than \$100 -----                                | 27 469 | 18 703             | 6 799            | 1 967            |
| \$10,000 to \$19,999 -----                                | 59       | 8                  | 34               | 17               | \$100 to \$149 -----                                 | 1 304  | 786                | 346              | 172              |
| \$20,000 to \$29,999 -----                                | 117      | 53                 | 17               | 47               | \$150 to \$199 -----                                 | 2 998  | 2 030              | 651              | 317              |
| \$30,000 to \$39,999 -----                                | 281      | 94                 | 116              | 71               | \$200 to \$249 -----                                 | 5 059  | 3 401              | 1 258            | 400              |
| \$40,000 to \$49,999 -----                                | 343      | 107                | 159              | 77               | \$250 to \$299 -----                                 | 5 910  | 4 317              | 1 276            | 317              |
| \$50,000 to \$59,999 -----                                | 663      | 297                | 257              | 109              | \$300 to \$399 -----                                 | 5 057  | 3 761              | 1 016            | 280              |
| \$60,000 to \$79,999 -----                                | 1 146    | 531                | 479              | 136              | \$400 or more -----                                  | 4 888  | 3 214              | 1 341            | 333              |
| \$80,000 to \$99,999 -----                                | 3 345    | 1 535              | 1 366            | 444              | Median -----   | 2 253  | 1 194              | 911              | 148              |
| \$100,000 or more -----                                   | 1 775    | 835                | 676              | 264              |  | \$237  | \$237              | \$244            | \$212            |
| Median -----  | 2 195    | 964                | 825              | 406              |  |        |                    |                  |                  |
|   | \$73 800 | \$73 300           | \$73 000         | \$76 900         |  |        |                    |                  |                  |

Table B — 13. Price Asked and Rent Asked for Year-Round Vacant Housing Units: 1980

[Data are estimates based on a sample, see Introduction. For meaning of symbols, see Introduction. For definitions of terms, see appendixes A and 8]

| Inside SMSA's                                     | Price asked—Specified vacant for sale only housing units |                    |                      |                      |                      |                   |                  | Rent asked—Specified vacant for rent housing units |                 |                |                |                |               |                  |
|---|--|--------------------|----------------------|----------------------|----------------------|-------------------|------------------|--|-----------------|----------------|----------------|----------------|---------------|------------------|
|   | Total  | Less than \$10,000 | \$10,000 to \$29,999 | \$30,000 to \$49,999 | \$50,000 to \$99,999 | \$100,000 or more | Median (dollars) | Total  | Less than \$100 | \$100 to \$199 | \$200 to \$299 | \$300 to \$399 | \$400 or more | Median (dollars) |
| <b>Total</b> -----                                | 9 924  | 59                 | 398                  | 1 006                | 6 266                | 2 195             | 73 800           | 27 469   | 1 304           | 8 057          | 10 967         | 4 888          | 2 253         | 237              |
| <b>PLUMBING FACILITIES</b>                        |  |                    |                      |                      |                      |                   |                  |  |                 |                |                |                |               |                  |
| Complete plumbing for exclusive use -----         | 9 855  | 54                 | 361                  | 1 003                | 6 252                | 2 185             | 73 900           | 26 289   | 1 047           | 7 385          | 10 727         | 4 877          | 2 253         | 241              |
| Locking complete plumbing for exclusive use ----- | 69   | 5                  | 37                   | 3                    | 14                   | 10                | 25 000           | 1 180  | 257             | 672            | 240            | 11             | -             | 121              |
| <b>BEDROOMS</b>                                   |  |                    |                      |                      |                      |                   |                  |  |                 |                |                |                |               |                  |
| None -----  | -  | -                  | -                    | -                    | -                    | -                 | -                | 2 312  | 359             | 1 457          | 316            | 120            | 60            | 141              |
| 1 -----   | 220  | 33                 | 91                   | 31                   | 56                   | 9                 | 27 000           | 10 951   | 561             | 4 103          | 4 908          | 1 041          | 338           | 213              |
| 2 -----   | 2 013  | 20                 | 227                  | 576                  | 1 123                | 67                | 53 600           | 10 227   | 248             | 1 831          | 4 773          | 2 548          | 827           | 265              |
| 3 -----   | 4 248  | 6                  | 64                   | 315                  | 3 192                | 671               | 73 000           | 3 126  | 124             | 499            | 802            | 971            | 730           | 313              |
| 4 -----   | 2 946  | -                  | 13                   | 71                   | 1 710                | 1 152             | 88 300           | 696  | 2               | 110            | 155            | 177            | 252           | 344              |
| 5 or more -----                                   | 497  | -                  | 3                    | 13                   | 185                  | 296               | 126 200          | 157  | 10              | 57             | 13             | 31             | 46            | 297              |
| <b>YEAR STRUCTURE BUILT</b>                       |  |                    |                      |                      |                      |                   |                  |  |                 |                |                |                |               |                  |
| 1975 to March 1980 -----                          | 5 845  | 6                  | 43                   | 179                  | 3 904                | 1 713             | 81 900           | 4 908  | 116             | 426            | 1 958          | 1 449          | 959           | 298              |
| 1970 to 1974 -----                                | 894  | -                  | 5                    | 88                   | 641                  | 160               | 70 500           | 6 812  | 86              | 1 314          | 3 359          | 1 595          | 458           | 259              |
| 1960 to 1969 -----                                | 1 038  | 16                 | 41                   | 119                  | 694                  | 168               | 69 000           | 5 488  | 114             | 1 396          | 2 797          | 753            | 428           | 237              |
| 1950 to 1959 -----                                | 824  | 20                 | 98                   | 220                  | 428                  | 58                | 55 100           | 2 917  | 164             | 1 109          | 1 049          | 450            | 145           | 211              |
| 1940 to 1949 -----                                | 440  | 2                  | 56                   | 132                  | 220                  | 30                | 52 500           | 1 963  | 174             | 807            | 667            | 247            | 68            | 200              |
| 1939 or earlier -----                             | 883  | 15                 | 155                  | 268                  | 379                  | 66                | 50 200           | 5 381  | 650             | 3 005          | 1 137          | 394            | 195           | 159              |
| <b>UNITS IN STRUCTURE</b>                         |  |                    |                      |                      |                      |                   |                  |  |                 |                |                |                |               |                  |
| 1, detached or attached -----                     | 9 924  | 59                 | 398                  | 1 006                | 6 266                | 2 195             | 73 800           | 6 100  | 273             | 1 744          | 1 672          | 1 450          | 961           | 261              |
| 2 or more -----                                   | ...  | ...                | ...                  | ...                  | ...                  | ...               | ...              | 20 756   | 957             | 5 984          | 9 120          | 3 426          | 1 269         | 235              |
| Mobile home or trailer -----                      | ...  | ...                | ...                  | ...                  | ...                  | ...               | ...              | 613  | 74              | 329            | 175            | 12             | 23            | 169              |

Table B-14. Value of Owner-Occupied Housing Units With a White Householder: 1980

[Data are estimates based on a sample, see Introduction. For meaning of symbols, see Introduction. For definitions of terms, see appendixes A and B]

| Inside SMSA's   | Total          | Less than \$10,000 | \$10,000 to \$19,999 | \$20,000 to \$29,999 | \$30,000 to \$39,999 | \$40,000 to \$49,999 | \$50,000 to \$59,999 | \$60,000 to \$79,999 | \$80,000 to \$99,999 | \$100,000 to \$149,999 | \$150,000 or more | Median (dollars) | Mean (dollars) |
|---|----------------|--------------------|----------------------|----------------------|----------------------|----------------------|----------------------|----------------------|----------------------|------------------------|-------------------|------------------|----------------|
| <b>Specified owner-occupied housing units</b>   | <b>409 745</b> | <b>1 491</b>       | <b>5 679</b>         | <b>14 736</b>        | <b>24 019</b>        | <b>43 372</b>        | <b>61 316</b>        | <b>135 387</b>       | <b>64 036</b>        | <b>43 237</b>          | <b>16 472</b>     | <b>67 200</b>    | <b>74 100</b>  |
| <b>HOUSEHOLD TYPE AND AGE OF HOUSEHOLDER</b>  |                |                    |                      |                      |                      |                      |                      |                      |                      |                        |                   |                  |                |
| <b>Married-couple families</b>  | <b>316 190</b> | <b>634</b>         | <b>2 811</b>         | <b>8 235</b>         | <b>14 974</b>        | <b>29 587</b>        | <b>44 833</b>        | <b>107 557</b>       | <b>54 873</b>        | <b>38 047</b>          | <b>14 639</b>     | <b>69 800</b>    | <b>77 700</b>  |
| 15 to 24 years  | 7 031          | 27                 | 48                   | 230                  | 598                  | 1 267                | 1 812                | 2 529                | 422                  | 70                     | 28                | 57 600           | 58 100         |
| 25 to 34 years  | 78 949         | 41                 | 251                  | 970                  | 2 924                | 7 108                | 12 487               | 32 694               | 14 076               | 6 838                  | 1 560             | 68 700           | 73 300         |
| 35 to 44 years  | 79 626         | 86                 | 307                  | 975                  | 1 823                | 4 888                | 8 274                | 26 678               | 17 875               | 13 543                 | 5 177             | 77 500           | 87 200         |
| 45 to 64 years  | 116 218        | 288                | 1 053                | 3 263                | 5 568                | 10 851               | 16 526               | 36 817               | 19 454               | 15 384                 | 7 014             | 70 500           | 80 100         |
| 65 years and over   | 34 366         | 192                | 1 152                | 2 797                | 4 061                | 5 473                | 5 734                | 8 839                | 3 046                | 2 212                  | 860               | 54 800           | 61 300         |
| <b>Male householder, no wife present</b>  | <b>32 364</b>  | <b>229</b>         | <b>879</b>           | <b>1 905</b>         | <b>2 508</b>         | <b>4 334</b>         | <b>5 400</b>         | <b>10 692</b>        | <b>3 520</b>         | <b>2 081</b>           | <b>816</b>        | <b>61 400</b>    | <b>65 300</b>  |
| 15 to 24 years  | 2 459          | 53                 | 39                   | 163                  | 190                  | 389                  | 489                  | 944                  | 101                  | 84                     | 7                 | 57 800           | 57 300         |
| 25 to 34 years  | 12 159         | 6                  | 130                  | 405                  | 816                  | 1 374                | 2 260                | 4 955                | 1 340                | 677                    | 196               | 63 800           | 66 700         |
| 35 to 44 years  | 6 102          | 36                 | 72                   | 176                  | 321                  | 651                  | 870                  | 2 093                | 1 028                | 623                    | 232               | 68 400           | 74 000         |
| 45 to 64 years  | 7 179          | 55                 | 260                  | 507                  | 592                  | 1 066                | 1 065                | 1 981                | 880                  | 502                    | 271               | 60 400           | 66 500         |
| 65 years and over   | 4 465          | 79                 | 378                  | 654                  | 589                  | 854                  | 716                  | 719                  | 171                  | 195                    | 110               | 45 900           | 51 800         |
| <b>Female householder, no husband present</b>   | <b>61 191</b>  | <b>628</b>         | <b>1 989</b>         | <b>4 596</b>         | <b>6 537</b>         | <b>9 451</b>         | <b>11 083</b>        | <b>17 138</b>        | <b>5 643</b>         | <b>3 109</b>           | <b>1 017</b>      | <b>56 100</b>    | <b>60 200</b>  |
| 15 to 24 years  | 1 084          | 19                 | 36                   | 48                   | 81                   | 196                  | 244                  | 351                  | 66                   | 30                     | 13                | 56 800           | 58 500         |
| 25 to 34 years  | 9 352          | 21                 | 91                   | 304                  | 736                  | 1 436                | 1 908                | 3 215                | 1 015                | 533                    | 93                | 60 800           | 64 000         |
| 35 to 44 years  | 10 747         | 15                 | 99                   | 286                  | 546                  | 1 263                | 1 913                | 3 861                | 1 588                | 935                    | 241               | 65 800           | 70 900         |
| 45 to 64 years  | 19 593         | 181                | 537                  | 1 282                | 2 075                | 2 910                | 3 481                | 5 691                | 1 984                | 1 074                  | 378               | 57 800           | 62 200         |
| 65 years and over   | 20 415         | 392                | 1 226                | 2 676                | 3 099                | 3 646                | 3 537                | 4 020                | 990                  | 537                    | 292               | 47 900           | 51 200         |
| Median age  | 44.7           | 63.2               | 64.4                 | 61.3                 | 56.2                 | 49.7                 | 45.4                 | 41.6                 | 42.0                 | 43.7                   | 46.3              | ...              | ...            |
| <b>YEAR HOUSEHOLDER MOVED INTO UNIT</b>   |                |                    |                      |                      |                      |                      |                      |                      |                      |                        |                   |                  |                |
| 1979 to March 1980  | 68 249         | 92                 | 284                  | 1 103                | 2 149                | 5 740                | 9 329                | 25 718               | 12 556               | 8 099                  | 3 179             | 71 400           | 79 300         |
| 1975 to 1978  | 133 164        | 254                | 663                  | 2 301                | 5 477                | 11 088               | 18 503               | 46 827               | 24 566               | 17 192                 | 6 293             | 71 500           | 79 700         |
| 1970 to 1974  | 71 769         | 148                | 743                  | 2 247                | 3 570                | 7 002                | 10 007               | 22 972               | 12 989               | 9 031                  | 3 060             | 70 000           | 77 200         |
| 1960 to 1969  | 77 111         | 307                | 1 280                | 3 151                | 4 961                | 9 365                | 12 537               | 25 814               | 10 256               | 6 563                  | 2 877             | 64 500           | 71 000         |
| 1959 or earlier   | 59 452         | 690                | 2 709                | 5 934                | 7 862                | 10 177               | 10 940               | 14 056               | 3 669                | 2 352                  | 1 063             | 51 800           | 55 800         |
| <b>ROOMS</b>  |                |                    |                      |                      |                      |                      |                      |                      |                      |                        |                   |                  |                |
| 1 to 3 rooms  | 5 351          | 326                | 605                  | 899                  | 839                  | 793                  | 668                  | 848                  | 229                  | 111                    | 33                | 40 100           | 43 600         |
| 4 rooms   | 30 305         | 614                | 2 087                | 4 623                | 5 625                | 6 734                | 5 229                | 4 236                | 695                  | 341                    | 121               | 43 200           | 44 600         |
| 5 rooms   | 67 934         | 338                | 1 747                | 5 157                | 8 820                | 13 978               | 15 469               | 17 709               | 3 319                | 1 178                  | 219               | 52 200           | 53 300         |
| 6 rooms   | 76 332         | 122                | 733                  | 2 309                | 4 759                | 9 375                | 15 484               | 30 657               | 8 428                | 3 676                  | 789               | 62 700           | 65 000         |
| 7 rooms   | 78 429         | 40                 | 319                  | 1 005                | 2 187                | 6 262                | 11 534               | 32 681               | 15 721               | 7 027                  | 1 653             | 70 700           | 74 800         |
| 8 or more rooms   | 151 394        | 51                 | 188                  | 743                  | 1 789                | 6 230                | 12 932               | 49 256               | 35 644               | 30 904                 | 13 657            | 82 300           | 94 600         |
| Median  | 6.8            | 4.2                | 4.6                  | 4.9                  | 5.1                  | 5.5                  | 6.1                  | 6.9                  | 7.7                  | 8.3                    | 8.5+              | ...              | ...            |
| <b>BEDROOMS</b>   |                |                    |                      |                      |                      |                      |                      |                      |                      |                        |                   |                  |                |
| None  | 8 416          | 35                 | 39                   | 42                   | 66                   | 60                   | 6                    | 43                   | 5                    | -                      | -                 | 34 200           | 35 200         |
| 1   | 296            | 338                | 970                  | 1 442                | 1 357                | 1 400                | 1 110                | 1 251                | 323                  | 167                    | 54                | 40 600           | 43 900         |
| 2   | 79 825         | 821                | 3 132                | 7 832                | 11 074               | 15 578               | 15 931               | 18 141               | 4 462                | 2 075                  | 779               | 50 800           | 53 100         |
| 3   | 175 878        | 245                | 1 222                | 4 444                | 9 081                | 19 153               | 29 648               | 66 493               | 27 648               | 13 972                 | 3 972             | 66 500           | 71 000         |
| 4   | 115 086        | 52                 | 283                  | 822                  | 2 059                | 5 967                | 11 975               | 39 975               | 25 554               | 20 862                 | 7 537             | 78 100           | 88 500         |
| 5 or more   | 30 248         | -                  | 33                   | 154                  | 382                  | 1 214                | 2 646                | 9 484                | 6 044                | 6 161                  | 4 130             | 83 600           | 101 200        |
| <b>YEAR STRUCTURE BUILT</b>   |                |                    |                      |                      |                      |                      |                      |                      |                      |                        |                   |                  |                |
| 1975 to March 1980  | 84 083         | 86                 | 123                  | 294                  | 654                  | 2 815                | 7 411                | 31 166               | 20 152               | 15 256                 | 6 126             | 79 700           | 91 100         |
| 1970 to 1974  | 66 801         | 102                | 213                  | 674                  | 1 695                | 4 295                | 8 263                | 24 169               | 14 952               | 9 772                  | 2 666             | 74 800           | 81 800         |
| 1960 to 1969  | 89 666         | 194                | 342                  | 1 242                | 3 054                | 8 185                | 13 556               | 34 247               | 15 850               | 9 728                  | 3 268             | 70 000           | 77 100         |
| 1950 to 1959  | 84 213         | 297                | 1 048                | 3 178                | 7 398                | 13 528               | 17 791               | 28 285               | 6 749                | 4 163                  | 1 776             | 59 300           | 63 500         |
| 1940 to 1949  | 27 300         | 154                | 952                  | 2 414                | 3 817                | 5 312                | 5 557                | 5 782                | 1 654                | 1 108                  | 550               | 51 500           | 56 500         |
| 1939 or earlier   | 57 682         | 658                | 3 001                | 6 934                | 7 401                | 9 237                | 8 738                | 11 738               | 4 679                | 3 210                  | 2 086             | 51 500           | 59 400         |
| <b>HOUSEHOLD INCOME IN 1979</b>   |                |                    |                      |                      |                      |                      |                      |                      |                      |                        |                   |                  |                |
| Less than \$5,000   | 18 655         | 516                | 1 309                | 2 726                | 2 718                | 2 938                | 2 846                | 3 392                | 1 107                | 820                    | 283               | 47 100           | 51 600         |
| \$5,000 to \$9,999  | 31 192         | 315                | 1 506                | 3 736                | 4 666                | 5 959                | 5 257                | 6 722                | 1 739                | 906                    | 386               | 49 000           | 52 400         |
| \$10,000 to \$12,499  | 19 821         | 212                | 720                  | 1 449                | 2 566                | 3 743                | 3 745                | 5 088                | 1 370                | 741                    | 187               | 52 900           | 56 100         |
| \$12,500 to \$14,999  | 19 886         | 99                 | 511                  | 1 211                | 2 159                | 3 919                | 4 143                | 5 418                | 1 526                | 756                    | 144               | 54 400           | 57 600         |
| \$15,000 to \$19,999  | 52 946         | 155                | 756                  | 2 154                | 4 296                | 8 677                | 11 878               | 17 909               | 4 582                | 2 035                  | 504               | 58 700           | 61 200         |
| \$20,000 to \$24,999  | 64 342         | 59                 | 467                  | 1 523                | 3 383                | 7 433                | 12 099               | 26 830               | 8 473                | 3 292                  | 783               | 64 500           | 67 100         |
| \$25,000 to \$34,999  | 101 345        | 98                 | 258                  | 1 264                | 3 017                | 7 572                | 14 332               | 41 837               | 20 973               | 10 132                 | 1 862             | 71 200           | 75 400         |
| \$35,000 to \$49,999  | 66 641         | 29                 | 99                   | 576                  | 1 046                | 2 463                | 5 741                | 22 076               | 17 151               | 13 910                 | 3 550             | 81 300           | 89 200         |
| \$50,000 or more  | 34 917         | 8                  | 53                   | 97                   | 168                  | 668                  | 1 275                | 6 115                | 7 115                | 10 645                 | 8 773             | 107 900          | 124 800        |
| Median  | \$24 838       | \$8 697            | \$10 085             | \$11 563             | \$14 885             | \$18 013             | \$21 064             | \$25 439             | \$31 000             | \$37 448               | \$51 889          | ...              | ...            |
| Mean  | \$28 116       | \$10 676           | \$12 070             | \$14 044             | \$16 385             | \$19 071             | \$22 080             | \$26 799             | \$33 413             | \$41 516               | \$66 258          | ...              | ...            |
| <b>MORTGAGE STATUS AND SELECTED MONTHLY OWNER COSTS AS PERCENTAGE OF HOUSEHOLD INCOME IN 1979</b> |                |                    |                      |                      |                      |                      |                      |                      |                      |                        |                   |                  |                |
| <b>With a mortgage</b>  | <b>324 460</b> | <b>271</b>         | <b>1 932</b>         | <b>6 796</b>         | <b>14 091</b>        | <b>30 383</b>        | <b>47 621</b>        | <b>115 380</b>       | <b>56 719</b>        | <b>37 750</b>          | <b>13 517</b>     | <b>69 800</b>    | <b>77 400</b>  |
| Less than 15 percent  | 93 554         | 117                | 553                  | 2 042                | 4 426                | 8 985                | 13 533               | 31 954               | 16 067               | 11 356                 | 4 521             | 69 900           | 78 500         |
| 15 to 19 percent  | 61 030         | 31                 | 357                  | 1 024                | 2 559                | 5 435                | 8 581                | 21 355               | 11 369               | 7 729                  | 2 590             | 71 200           | 78 600         |
| 20 to 24 percent  | 52 715         | 18                 | 281                  | 856                  | 1 878                | 4 929                | 7 736                | 19 628               | 9 416                | 6 113                  | 1 860             | 70 400           | 77 000         |
| 25 to 29 percent  | 38 928         | 13                 | 154                  | 713                  | 1 466                | 3 265                | 5 814                | 14 392               | 7 136                | 4 520                  | 1 455             | 70 200           | 77 300         |
| 30 to 34 percent  | 25 636         | 6                  | 89                   | 530                  | 976                  | 2 379                | 3 770                | 9 711                | 4 651                | 2 634                  | 890               | 69 900           | 76 100         |
| 35 percent or more  | 51 326         | 82                 | 485                  | 1 599                | 2 720                | 5 249                | 8 028                | 17 939               | 7 873                | 5 230                  | 2 121             | 67 400           | 74 800         |
| Not computed  | 1 271          | 4                  | 13                   | 32                   | 66                   | 141                  | 159                  | 401                  | 207                  | 168                    | 80                | 69 700           | 80 800         |
| Median  | 20.7           | 17.7               | 20.9                 | 21.8                 | 20.1                 | 20.7                 | 21.0                 | 21.1                 | 20.4                 | 19.8                   | 19.2              | ...              | ...            |
| <b>Not mortgaged</b>  | <b>85 285</b>  | <b>1 220</b>       | <b>3 747</b>         | <b>7 940</b>         | <b>9 928</b>         | <b>12 989</b>        | <b>13 695</b>        | <b>20 007</b>        | <b>7 317</b>         | <b>5 487</b>           | <b>2 955</b>      | <b>54 000</b>    | <b>61 600</b>  |
| Less than 10 percent  | 40 224         | 436                | 1 227                | 2 669                | 3 431                | 5 390                | 6 470                | 10 820               | 4 454                | 3 456                  | 1 871             | 60 700           | 68 700         |
| 10 to 14 percent  | 17 348         | 229                | 772                  | 1 738                | 2 326                | 2 758                | 2 743                | 3 923                | 1 384                | 1 027                  | 448               | 52 600           | 58 900         |
| 15 to 19 percent  | 8 910          | 149                | 426                  | 961                  | 1 448                | 1 503                | 1 532                | 1 867                | 515                  | 262                    | 247               | 49 800           | 55 000         |
| 20 to 24 percent  | 5 679          | 83                 | 408                  | 724                  | 1 097                | 921                  | 1 124                | 301                  | 205                  | 91                     | 48 100            | 52 400           |                |
| 25 to 29 percent  | 3 443          | 99                 | 293                  | 491                  | 585                  | 604                  | 575                  | 480                  | 128                  | 133                    | 55                | 44 300           |                |



Table B-15. Gross Rent of Renter-Occupied Housing Units With a White Householder: 1980

[Data are estimates based on a sample, see Introduction. For meaning of symbols, see Introduction. For definitions of terms, see appendixes A and B]

| Inside SMSA's   | Total          | Less than \$100 | \$100 to \$149 | \$150 to \$199 | \$200 to \$249 | \$250 to \$299 | \$300 to \$349 | \$350 to \$399 | \$400 to \$499 | \$500 or more | No cash rent | Median (dollars) |
|---|----------------|-----------------|----------------|----------------|----------------|----------------|----------------|----------------|----------------|---------------|--------------|------------------|
| <b>Specified renter-occupied housing units</b> .....                      | <b>264 926</b> | <b>10 764</b>   | <b>16 932</b>  | <b>37 055</b>  | <b>55 564</b>  | <b>45 272</b>  | <b>33 236</b>  | <b>19 764</b>  | <b>22 883</b>  | <b>15 723</b> | <b>7 733</b> | <b>259</b>       |
| <b>HOUSEHOLD TYPE AND AGE OF HOUSEHOLDER</b>                              |                |                 |                |                |                |                |                |                |                |               |              |                  |
| <b>Married-couple families</b> .....                                      | <b>84 181</b>  | <b>621</b>      | <b>2 406</b>   | <b>8 297</b>   | <b>14 839</b>  | <b>14 100</b>  | <b>12 543</b>  | <b>8 480</b>   | <b>10 889</b>  | <b>7 779</b>  | <b>4 227</b> | <b>299</b>       |
| 15 to 24 years.....   | 17 670         | 71              | 420            | 2 615          | 4 479          | 3 865          | 2 608          | 1 369          | 1 245          | 492           | 506          | 263              |
| 25 to 34 years.....   | 34 704         | 115             | 626            | 2 823          | 6 020          | 5 917          | 5 626          | 3 919          | 4 982          | 3 178         | 1 498        | 310              |
| 35 to 44 years.....   | 11 923         | 31              | 185            | 732            | 1 309          | 1 408          | 1 640          | 1 284          | 2 471          | 2 166         | 697          | 362              |
| 45 to 64 years.....   | 12 341         | 162             | 409            | 963            | 1 590          | 1 737          | 1 877          | 1 325          | 1 668          | 1 682         | 928          | 323              |
| 65 years and over.....  | 7 543          | 242             | 766            | 1 164          | 1 441          | 1 173          | 792            | 583            | 523            | 261           | 598          | 245              |
| <b>Male householder, no wife present</b> .....                            | <b>79 653</b>  | <b>2 857</b>    | <b>6 409</b>   | <b>12 695</b>  | <b>17 692</b>  | <b>13 727</b>  | <b>9 150</b>   | <b>5 163</b>   | <b>5 930</b>   | <b>4 419</b>  | <b>1 611</b> | <b>248</b>       |
| 15 to 24 years.....   | 24 661         | 314             | 1 321          | 3 753          | 6 191          | 4 333          | 2 925          | 1 750          | 1 973          | 1 751         | 350          | 256              |
| 25 to 34 years.....   | 31 424         | 461             | 1 902          | 4 852          | 6 896          | 6 094          | 4 059          | 2 243          | 2 612          | 1 798         | 507          | 260              |
| 35 to 44 years.....   | 8 886          | 241             | 682            | 1 240          | 2 006          | 1 564          | 1 111          | 600            | 810            | 466           | 166          | 256              |
| 45 to 64 years.....   | 9 954          | 911             | 1 438          | 1 988          | 1 968          | 1 321          | 837            | 443            | 419            | 351           | 278          | 211              |
| 65 years and over.....  | 4 728          | 930             | 1 066          | 862            | 631            | 415            | 218            | 127            | 116            | 53            | 310          | 158              |
| <b>Female householder, no husband present</b> .....                       | <b>101 092</b> | <b>7 286</b>    | <b>8 117</b>   | <b>16 063</b>  | <b>23 033</b>  | <b>17 445</b>  | <b>11 543</b>  | <b>6 121</b>   | <b>6 064</b>   | <b>3 525</b>  | <b>1 895</b> | <b>238</b>       |
| 15 to 24 years.....   | 23 749         | 532             | 1 186          | 3 936          | 6 809          | 4 570          | 2 854          | 1 378          | 1 362          | 932           | 190          | 244              |
| 25 to 34 years.....   | 29 941         | 719             | 1 400          | 4 065          | 7 231          | 6 168          | 4 310          | 2 278          | 2 281          | 1 225         | 264          | 260              |
| 35 to 44 years.....   | 10 220         | 341             | 460            | 954            | 2 015          | 2 057          | 1 454          | 1 062          | 1 098          | 631           | 148          | 281              |
| 45 to 64 years.....   | 14 899         | 1 205           | 1 419          | 2 782          | 3 203          | 2 420          | 1 638          | 803            | 700            | 368           | 361          | 227              |
| 65 years and over.....  | 22 283         | 4 489           | 3 652          | 4 326          | 3 775          | 2 230          | 1 287          | 600            | 623            | 369           | 932          | 181              |
| <b>Median age</b> .....   | <b>30.9</b>    | <b>66.1</b>     | <b>47.8</b>    | <b>30.7</b>    | <b>28.8</b>    | <b>29.2</b>    | <b>29.6</b>    | <b>30.4</b>    | <b>31.5</b>    | <b>32.5</b>   | <b>39.9</b>  | <b>...</b>       |
| <b>YEAR HOUSEHOLDER MOVED INTO UNIT</b>                                   |                |                 |                |                |                |                |                |                |                |               |              |                  |
| 1979 to March 1980.....   | 158 046        | 3 963           | 7 378          | 19 533         | 33 275         | 27 834         | 21 405         | 13 136         | 16 095         | 12 398        | 3 029        | 273              |
| 1975 to 1978.....   | 76 171         | 3 971           | 5 284          | 11 394         | 16 505         | 13 673         | 9 345          | 5 273          | 5 611          | 2 769         | 2 346        | 249              |
| 1970 to 1974.....   | 17 711         | 1 775           | 2 332          | 3 374          | 3 326          | 2 400          | 1 609          | 965            | 756            | 303           | 871          | 213              |
| 1960 to 1969.....   | 9 475          | 748             | 1 297          | 2 048          | 1 943          | 1 123          | 626            | 349            | 356            | 206           | 779          | 206              |
| 1959 or earlier.....  | 3 523          | 307             | 641            | 706            | 515            | 242            | 251            | 41             | 65             | 47            | 708          | 179              |
| <b>ROOMS</b>  |                |                 |                |                |                |                |                |                |                |               |              |                  |
| 1 room.....   | 9 239          | 1 957           | 2 484          | 2 217          | 1 515          | 535            | 118            | 61             | 79             | 167           | 106          | 152              |
| 2 rooms.....  | 24 421         | 2 359           | 3 809          | 6 372          | 6 675          | 2 913          | 1 286          | 253            | 277            | 180           | 297          | 197              |
| 3 rooms.....  | 63 301         | 4 069           | 6 043          | 14 727         | 19 107         | 11 445         | 4 724          | 1 275          | 727            | 340           | 844          | 214              |
| 4 rooms.....  | 81 464         | 1 399           | 2 900          | 9 418          | 18 951         | 19 714         | 14 410         | 7 084          | 4 539          | 914           | 2 135        | 267              |
| 5 rooms.....  | 43 682         | 712             | 1 227          | 3 060          | 6 139          | 7 495          | 8 215          | 5 931          | 6 884          | 2 339         | 1 680        | 314              |
| 6 rooms.....  | 19 864         | 213             | 328            | 865            | 1 976          | 1 947          | 2 487          | 2 701          | 4 548          | 3 721         | 1 078        | 379              |
| 7 or more rooms.....  | 22 955         | 55              | 141            | 396            | 1 201          | 1 223          | 1 996          | 2 459          | 5 829          | 8 062         | 1 593        | 455              |
| <b>Median</b> .....   | <b>3.9</b>     | <b>2.8</b>      | <b>2.9</b>     | <b>3.2</b>     | <b>3.5</b>     | <b>3.9</b>     | <b>4.2</b>     | <b>4.7</b>     | <b>5.3</b>     | <b>6.6</b>    | <b>4.8</b>   | <b>...</b>       |
| <b>PLUMBING FACILITIES BY PERSONS PER ROOM AND POVERTY STATUS IN 1979</b> |                |                 |                |                |                |                |                |                |                |               |              |                  |
| <b>All income levels in 1979</b> .....                                    | <b>264 926</b> | <b>10 764</b>   | <b>16 932</b>  | <b>37 055</b>  | <b>55 564</b>  | <b>45 272</b>  | <b>33 236</b>  | <b>19 764</b>  | <b>22 883</b>  | <b>15 723</b> | <b>7 733</b> | <b>259</b>       |
| Complete plumbing for exclusive use.....                                  | 259 401        | 9 680           | 15 737         | 36 281         | 54 747         | 44 597         | 32 899         | 19 534         | 22 746         | 15 659        | 7 521        | 260              |
| 0.50 or less.....   | 173 509        | 6 894           | 10 655         | 24 960         | 37 595         | 30 324         | 21 796         | 12 694         | 13 692         | 9 746         | 5 153        | 256              |
| 0.51 to 1.00.....   | 79 036         | 2 652           | 4 657          | 10 146         | 15 627         | 13 039         | 10 299         | 6 266          | 8 459          | 5 652         | 2 239        | 270              |
| 1.01 to 1.50.....   | 4 988          | 85              | 285            | 720            | 989            | 924            | 676            | 495            | 497            | 217           | 100          | 269              |
| 1.51 or more.....   | 1 868          | 49              | 140            | 455            | 536            | 310            | 128            | 79             | 98             | 44            | 29           | 228              |
| Locking complete plumbing for exclusive use.....                          | 5 525          | 1 084           | 1 195          | 774            | 817            | 675            | 337            | 230            | 137            | 64            | 212          | 176              |
| 0.50 or less.....   | 2 942          | 453             | 516            | 440            | 509            | 421            | 236            | 151            | 70             | 32            | 114          | 200              |
| 0.51 to 1.00.....   | 2 336          | 619             | 634            | 270            | 284            | 218            | 78             | 70             | 67             | 22            | 74           | 130              |
| 1.01 to 1.50.....   | 77             | 4               | 18             | 24             | 21             | 7              | —              | —              | —              | —             | 3            | 227              |
| 1.51 or more.....   | 170            | 8               | 45             | 46             | 15             | 16             | —              | 9              | —              | 10            | 21           | 184              |
| <b>Income in 1979 below poverty level</b> .....                           | <b>45 327</b>  | <b>5 981</b>    | <b>4 982</b>   | <b>7 868</b>   | <b>8 644</b>   | <b>5 877</b>   | <b>4 058</b>   | <b>2 329</b>   | <b>2 670</b>   | <b>1 677</b>  | <b>1 241</b> | <b>217</b>       |
| Complete plumbing for exclusive use.....                                  | 43 598         | 5 482           | 4 545          | 7 670          | 8 442          | 5 751          | 3 972          | 2 285          | 2 615          | 1 657         | 1 179        | 219              |
| 1.01 or more persons per room.....  | 2 111          | 67              | 170            | 427            | 517            | 342            | 292            | 100            | 116            | 60            | 20           | 236              |
| Locking complete plumbing for exclusive use.....                          | 1 729          | 499             | 437            | 198            | 202            | 126            | 86             | 44             | 55             | 20            | 62           | 131              |
| 1.01 or more persons per room.....  | 122            | —               | 6              | 40             | 16             | 23             | 23             | —              | —              | —             | 12           | 232              |
| <b>BEDROOMS</b>   |                |                 |                |                |                |                |                |                |                |               |              |                  |
| None.....   | 13 033         | 2 508           | 3 621          | 3 476          | 2 078          | 679            | 189            | 79             | 91             | 167           | 145          | 154              |
| 1.....  | 95 009         | 6 151           | 9 725          | 22 294         | 28 578         | 16 396         | 7 127          | 1 780          | 1 031          | 533           | 1 394        | 213              |
| 2.....  | 104 615        | 1 469           | 2 763          | 9 533          | 20 706         | 24 035         | 19 844         | 11 429         | 9 287          | 2 555         | 2 994        | 284              |
| 3.....  | 37 826         | 487             | 708            | 1 443          | 3 424          | 3 449          | 5 151          | 5 288          | 8 992          | 6 703         | 2 181        | 380              |
| 4.....  | 11 402         | 147             | 96             | 260            | 663            | 596            | 760            | 998            | 2 830          | 4 253         | 799          | 463              |
| 5 or more.....  | 3 041          | 2               | 19             | 49             | 115            | 117            | 165            | 190            | 652            | 1 512         | 220          | 500+             |
| <b>UNITS IN STRUCTURE</b>   |                |                 |                |                |                |                |                |                |                |               |              |                  |
| 1, detached or attached.....  | 74 843         | 1 123           | 2 815          | 6 072          | 8 587          | 8 499          | 8 967          | 8 228          | 14 276         | 12 229        | 4 047        | 346              |
| 2.....  | 18 995         | 339             | 1 536          | 2 738          | 3 518          | 2 941          | 2 691          | 2 160          | 1 661          | 744           | 667          | 268              |
| 3 and 4.....  | 22 064         | 694             | 1 789          | 3 847          | 5 112          | 3 856          | 2 772          | 1 675          | 1 399          | 465           | 455          | 244              |
| 5 to 9.....   | 23 876         | 1 268           | 2 303          | 4 655          | 5 865          | 3 854          | 2 523          | 1 256          | 1 074          | 601           | 477          | 227              |
| 10 to 49.....   | 81 522         | 3 079           | 4 669          | 14 474         | 24 006         | 17 633         | 9 954          | 3 599          | 2 175          | 746           | 1 187        | 236              |
| 50 or more.....   | 38 293         | 4 143           | 3 195          | 4 243          | 7 111          | 7 633          | 5 813          | 2 635          | 2 207          | 919           | 394          | 252              |
| Mobile home or trailer, etc.....  | 5 333          | 118             | 625            | 1 026          | 1 365          | 856            | 516            | 211            | 91             | 19            | 506          | 224              |
| <b>YEAR STRUCTURE BUILT</b>   |                |                 |                |                |                |                |                |                |                |               |              |                  |
| 1975 to March 1980.....   | 35 038         | 2 630           | 1 183          | 1 886          | 4 508          | 5 903          | 5 844          | 3 480          | 4 504          | 4 530         | 570          | 310              |
| 1970 to 1974.....   | 64 002         | 2 179           | 1 673          | 5 683          | 15 336         | 13 883         | 9 951          | 5 348          | 5 388          | 3 481         | 1 080        | 273              |
| 1960 to 1969.....   | 64 598         | 1 366           | 2 366          | 8 590          | 16 231         | 12 366         | 8 012          | 4 639          | 5 367          | 3 734         | 1 927        | 261              |
| 1950 to 1959.....   | 38 433         | 875             | 2 232          | 7 072          | 8 167          | 5 882          | 4 130          | 2 745          | 3 820          | 1 978         | 1 532        | 251              |
| 1940 to 1949.....   | 21 225         | 880             | 2 415          | 4 357          | 4 255          | 2 830          | 2 085          | 1 471          | 1 537          | 644           | 751          | 226              |
| 1939 or earlier.....  | 41 630         | 2 834           | 7 063          | 9 467          | 7 067          | 4 408          | 3 214          | 2 081          | 2 267          | 1 356         | 1 873        | 203              |
| <b>STORIES IN STRUCTURE</b>   |                |                 |                |                |                |                |                |                |                |               |              |                  |
| 1 to 3.....   | 231 180        | 7 188           | 13 462         | 32 955         | 49 186         | 39 112         | 28 575         | 17 429         | 20 852         | 15 091        | 7 330        | 261              |
| 4 or more.....  | 33 746         | 3 576           | 3 470          | 4 100          | 6 378          | 6 160          | 4 661          | 2 335          | 2 031          | 632           | 403          | 243              |
| With elevator.....  | 29 073         | 3 298           | 2 799          | 2 830          | 5 288          | 5 481          | 4 429          | 2 199          | 1 848          | 544           | 357          | 251              |
| <b>GROSS RENT AS PERCENTAGE OF HOUSEHOLD INCOME IN 1979</b>               |                |                 |                |                |                |                |                |                |                |               |              |                  |
| Less than 15 percent.....   | 35 944         | 2 529           | 3 651          | 6 450          | 8 837          | 6 099          | 3 714          | 1 873          | 1 619          | 1 172         | ...          | 229              |
| 15 to 19 percent.....   | 41 649         | 1 695           | 2 429          | 6 312          | 9 217          | 7 810          | 5 762          | 3 102          | 3 372          | 1 950         | ...          | 257              |
| 20 to 24 percent.....   | 40 768         | 2 656           | 2 037          | 5 391          | 8 282          | 7 227          | 5 897          | 3 337          | 3 458          | 2 483         | ...          | 263              |
| 25 to 29 percent.....   | 32 160         | 1 461           | 1 852          | 3 641          | 6 826          | 5 927          | 4 281          | 2 643          | 3 146          | 2 383         | ...          | 269              |
| 30 to 34 percent.....   | 23 203         | 714             | 1 351          | 2 676          | 4 825          | 4 183          | 3 365          | 1 973          | 2 469          | 1 647         | ...</        |                  |

Table B-16. **Income and Poverty Status in 1979 of Owner-Occupied Housing Units With a White Householder: 1980**

[Data are estimates based on a sample, see Introduction. For meaning of symbols, see Introduction. For definitions of terms, see appendixes A and B]

| Inside SMSA's   | Household income in 1979 |                   |                    |                      |                      |                      |                      |                      |                      |                  |                  | Income in 1979 below poverty level |                |
|---|--------------------------|-------------------|--------------------|----------------------|----------------------|----------------------|----------------------|----------------------|----------------------|------------------|------------------|------------------------------------|----------------|
|   | Total                    | Less than \$5,000 | \$5,000 to \$9,999 | \$10,000 to \$12,499 | \$12,500 to \$14,999 | \$15,000 to \$19,999 | \$20,000 to \$24,999 | \$25,000 to \$34,999 | \$35,000 to \$49,999 | \$50,000 or more | Median (dollars) |                                    | Mean (dollars) |
| <b>Owner-occupied housing units</b> .....   | <b>508 393</b>           | <b>25 995</b>     | <b>43 598</b>      | <b>27 849</b>        | <b>27 336</b>        | <b>68 864</b>        | <b>77 619</b>        | <b>118 413</b>       | <b>76 888</b>        | <b>41 831</b>    | <b>23 814</b>    | <b>27 341</b>                      | <b>22 734</b>  |
| <b>HOUSEHOLD TYPE AND AGE OF HOUSEHOLDER</b>  |                          |                   |                    |                      |                      |                      |                      |                      |                      |                  |                  |                                    |                |
| <b>Married-couple families</b> .....  | <b>371 927</b>           | <b>6 707</b>      | <b>19 671</b>      | <b>14 935</b>        | <b>16 224</b>        | <b>46 635</b>        | <b>60 851</b>        | <b>100 987</b>       | <b>68 636</b>        | <b>37 281</b>    | <b>26 695</b>    | <b>30 668</b>                      | <b>8 397</b>   |
| 15 to 24 years .....  | 9 842                    | 202               | 714                | 800                  | 958                  | 2 335                | 2 364                | 1 930                | 446                  | 93               | 19 815           | 20 247                             | 330            |
| 25 to 34 years .....  | 89 561                   | 1 032             | 2 365              | 2 948                | 3 978                | 14 920               | 20 590               | 27 916               | 11 880               | 3 932            | 24 734           | 26 743                             | 1 751          |
| 35 to 44 years .....  | 89 814                   | 1 027             | 1 505              | 1 673                | 2 003                | 8 752                | 14 622               | 29 050               | 20 147               | 11 035           | 29 871           | 34 142                             | 1 676          |
| 45 to 64 years .....  | 138 523                  | 2 442             | 4 789              | 4 008                | 4 573                | 13 584               | 18 657               | 37 160               | 33 162               | 20 148           | 30 358           | 35 084                             | 3 063          |
| 65 years and over .....   | 44 187                   | 2 004             | 10 298             | 5 506                | 4 712                | 7 044                | 4 618                | 4 931                | 3 001                | 2 073            | 14 774           | 20 042                             | 1 577          |
| <b>Male householder, no wife present</b> .....  | <b>49 022</b>            | <b>3 596</b>      | <b>5 113</b>       | <b>3 208</b>         | <b>3 407</b>         | <b>8 298</b>         | <b>7 905</b>         | <b>9 400</b>         | <b>5 026</b>         | <b>3 069</b>     | <b>20 474</b>    | <b>24 148</b>                      | <b>2 799</b>   |
| 15 to 24 years .....  | 4 560                    | 494               | 602                | 593                  | 443                  | 938                  | 587                  | 573                  | 266                  | 64               | 15 843           | 17 440                             | 548            |
| 25 to 34 years .....  | 17 977                   | 607               | 1 104              | 990                  | 1 397                | 3 610                | 3 553                | 3 820                | 1 939                | 957              | 21 524           | 24 999                             | 612            |
| 35 to 44 years .....  | 9 197                    | 311               | 360                | 405                  | 523                  | 1 480                | 1 714                | 2 296                | 1 166                | 942              | 24 253           | 29 639                             | 305            |
| 45 to 64 years .....  | 11 084                   | 769               | 1 041              | 644                  | 641                  | 1 732                | 1 676                | 2 253                | 1 375                | 953              | 21 954           | 26 721                             | 714            |
| 65 years and over .....   | 6 204                    | 1 415             | 2 006              | 576                  | 403                  | 538                  | 375                  | 458                  | 280                  | 153              | 9 091            | 13 877                             | 620            |
| <b>Female householder, no husband present</b> .....   | <b>87 444</b>            | <b>15 692</b>     | <b>18 814</b>      | <b>9 706</b>         | <b>7 705</b>         | <b>13 931</b>        | <b>8 863</b>         | <b>8 026</b>         | <b>3 226</b>         | <b>1 481</b>     | <b>12 374</b>    | <b>14 981</b>                      | <b>11 538</b>  |
| 15 to 24 years .....  | 2 445                    | 365               | 542                | 357                  | 264                  | 353                  | 207                  | 244                  | 82                   | 31               | 12 209           | 16 584                             | 446            |
| 25 to 34 years .....  | 14 896                   | 1 355             | 2 310              | 1 848                | 1 624                | 3 378                | 1 810                | 1 604                | 725                  | 242              | 15 377           | 17 016                             | 1 734          |
| 35 to 44 years .....  | 14 569                   | 1 192             | 1 876              | 1 665                | 1 615                | 3 209                | 2 267                | 1 750                | 702                  | 293              | 16 278           | 17 951                             | 1 578          |
| 45 to 64 years .....  | 27 529                   | 3 442             | 4 986              | 3 201                | 2 717                | 4 841                | 3 357                | 3 145                | 1 270                | 570              | 14 465           | 16 851                             | 2 988          |
| 65 years and over .....   | 28 005                   | 9 338             | 9 100              | 2 635                | 1 485                | 2 150                | 1 222                | 1 283                | 447                  | 345              | 7 193            | 10 374                             | 4 792          |
| <b>Median age</b> .....   | <b>45.1</b>              | <b>64.5</b>       | <b>64.5</b>        | <b>53.9</b>          | <b>48.1</b>          | <b>40.8</b>          | <b>39.4</b>          | <b>41.7</b>          | <b>45.5</b>          | <b>47.4</b>      | ...              | ...                                | <b>53.3</b>    |
| <b>YEAR HOUSEHOLDER MOVED INTO UNIT</b>   |                          |                   |                    |                      |                      |                      |                      |                      |                      |                  |                  |                                    |                |
| 1979 to March 1980 .....  | 94 562                   | 3 314             | 6 057              | 5 476                | 5 715                | 14 896               | 16 757               | 22 585               | 12 970               | 6 792            | 23 306           | 26 803                             | 3 708          |
| 1975 to 1978 .....  | 168 058                  | 5 342             | 9 564              | 7 480                | 8 125                | 23 880               | 28 870               | 43 688               | 26 557               | 14 552           | 25 135           | 28 668                             | 5 986          |
| 1970 to 1974 .....  | 89 072                   | 3 717             | 6 520              | 4 369                | 4 294                | 11 195               | 13 346               | 21 923               | 15 000               | 8 708            | 25 425           | 29 400                             | 3 514          |
| 1960 to 1969 .....  | 88 993                   | 5 273             | 8 028              | 4 749                | 4 361                | 10 722               | 11 290               | 20 284               | 15 904               | 8 382            | 25 032           | 28 722                             | 4 221          |
| 1959 or earlier .....   | 67 708                   | 8 349             | 13 429             | 5 775                | 4 841                | 8 171                | 7 356                | 9 933                | 6 457                | 3 397            | 15 843           | 20 278                             | 5 305          |
| <b>SELECTED CHARACTERISTICS</b>   |                          |                   |                    |                      |                      |                      |                      |                      |                      |                  |                  |                                    |                |
| <b>Complete plumbing for exclusive use</b> .....  | <b>506 926</b>           | <b>25 659</b>     | <b>43 346</b>      | <b>27 690</b>        | <b>27 239</b>        | <b>68 689</b>        | <b>77 471</b>        | <b>118 288</b>       | <b>76 785</b>        | <b>41 759</b>    | <b>23 842</b>    | <b>27 371</b>                      | <b>22 473</b>  |
| 1.01 or more persons per room .....   | 4 997                    | 198               | 463                | 412                  | 337                  | 913                  | 849                  | 1 130                | 521                  | 174              | 20 852           | 22 746                             | 658            |
| <b>Locking complete plumbing for exclusive use</b> .....  | <b>1 467</b>             | <b>336</b>        | <b>252</b>         | <b>159</b>           | <b>97</b>            | <b>175</b>           | <b>148</b>           | <b>125</b>           | <b>103</b>           | <b>72</b>        | <b>12 288</b>    | <b>17 001</b>                      | <b>261</b>     |
| 1.01 or more persons per room .....   | 80                       | 5                 | 19                 | 9                    | 13                   | 2                    | 15                   | —                    | 13                   | 4                | 13 846           | 19 346                             | 21             |
| <b>Heating equipment</b> .....  | <b>508 322</b>           | <b>25 983</b>     | <b>43 598</b>      | <b>27 841</b>        | <b>27 330</b>        | <b>68 856</b>        | <b>77 608</b>        | <b>118 392</b>       | <b>76 888</b>        | <b>41 826</b>    | <b>23 814</b>    | <b>27 342</b>                      | <b>22 728</b>  |
| Central heating system .....  | 489 782                  | 23 091            | 40 368             | 26 280               | 25 987               | 66 161               | 75 196               | 115 626              | 75 716               | 41 357           | 24 127           | 27 701                             | 20 288         |
| <b>Air conditioning</b> .....   | <b>136 793</b>           | <b>6 383</b>      | <b>12 457</b>      | <b>8 264</b>         | <b>7 651</b>         | <b>17 879</b>        | <b>19 109</b>        | <b>29 444</b>        | <b>21 027</b>        | <b>14 579</b>    | <b>24 030</b>    | <b>29 270</b>                      | <b>5 380</b>   |
| Central system .....  | 74 919                   | 2 905             | 5 541              | 3 895                | 3 487                | 8 687                | 9 683                | 16 662               | 13 290               | 10 769           | 26 644           | 33 122                             | 2 379          |
| <b>Vehicles available</b> .....   | <b>495 136</b>           | <b>20 040</b>     | <b>39 527</b>      | <b>26 815</b>        | <b>26 706</b>        | <b>68 154</b>        | <b>77 199</b>        | <b>118 136</b>       | <b>76 802</b>        | <b>41 757</b>    | <b>24 241</b>    | <b>27 858</b>                      | <b>19 196</b>  |
| 1 .....   | 118 694                  | 12 223            | 23 061             | 13 342               | 11 119               | 21 916               | 15 369               | 13 689               | 5 441                | 2 534            | 14 911           | 17 095                             | 9 463          |
| 2 or more .....   | 376 442                  | 7 817             | 16 466             | 13 473               | 15 587               | 46 238               | 61 830               | 104 447              | 71 361               | 39 223           | 27 107           | 31 252                             | 9 733          |
| <b>House heating fuel</b> .....   | <b>508 322</b>           | <b>25 983</b>     | <b>43 598</b>      | <b>27 841</b>        | <b>27 330</b>        | <b>68 856</b>        | <b>77 608</b>        | <b>118 392</b>       | <b>76 888</b>        | <b>41 826</b>    | <b>23 814</b>    | <b>27 342</b>                      | <b>22 728</b>  |
| Utility gas .....   | 456 210                  | 22 698            | 39 114             | 24 946               | 24 263               | 61 501               | 69 627               | 106 576              | 69 846               | 37 639           | 23 919           | 27 421                             | 19 413         |
| Battled, tank, or LP gas .....  | 15 309                   | 1 520             | 1 830              | 1 075                | 1 133                | 2 195                | 1 963                | 2 711                | 1 758                | 1 124            | 19 747           | 24 062                             | 1 483          |
| Electricity .....   | 28 435                   | 1 134             | 1 887              | 1 325                | 1 397                | 3 909                | 4 537                | 7 289                | 4 344                | 2 613            | 25 031           | 28 819                             | 1 213          |
| Fuel oil, kerosene, etc. ....   | 1 211                    | 125               | 170                | 71                   | 51                   | 135                  | 171                  | 160                  | 180                  | 148              | 21 438           | 28 154                             | 89             |
| Other .....   | 7 157                    | 506               | 597                | 424                  | 486                  | 1 116                | 1 310                | 1 656                | 760                  | 302              | 21 465           | 23 323                             | 530            |
| <b>Median rooms</b> .....   | <b>6.5</b>               | <b>5.0</b>        | <b>5.1</b>         | <b>5.3</b>           | <b>5.5</b>           | <b>5.9</b>           | <b>6.4</b>           | <b>7.0</b>           | <b>7.5</b>           | <b>8.2</b>       | ...              | ...                                | <b>5.3</b>     |
| <b>Specified owner-occupied housing units</b> .....   | <b>409 745</b>           | <b>18 655</b>     | <b>31 192</b>      | <b>19 821</b>        | <b>19 886</b>        | <b>52 946</b>        | <b>64 342</b>        | <b>101 345</b>       | <b>66 641</b>        | <b>34 917</b>    | <b>24 838</b>    | <b>28 116</b>                      | <b>16 511</b>  |
| <b>MORTGAGE STATUS AND SELECTED MONTHLY OWNER COSTS</b>   |                          |                   |                    |                      |                      |                      |                      |                      |                      |                  |                  |                                    |                |
| <b>With a mortgage</b> .....  | <b>324 460</b>           | <b>8 314</b>      | <b>14 425</b>      | <b>12 314</b>        | <b>13 691</b>        | <b>42 332</b>        | <b>55 075</b>        | <b>89 672</b>        | <b>58 778</b>        | <b>29 859</b>    | <b>26 469</b>    | <b>29 925</b>                      | <b>9 739</b>   |
| Less than \$200 .....   | 16 340                   | 1 538             | 2 621              | 1 502                | 1 137                | 2 767                | 2 323                | 2 983                | 1 233                | 236              | 17 274           | 18 990                             | 1 350          |
| \$200 to \$249 .....  | 29 063                   | 1 214             | 2 515              | 1 854                | 1 772                | 4 674                | 4 719                | 7 456                | 3 995                | 864              | 22 309           | 23 708                             | 1 219          |
| \$250 to \$299 .....  | 32 259                   | 1 047             | 1 926              | 1 812                | 1 934                | 5 013                | 5 550                | 8 206                | 5 220                | 1 551            | 23 693           | 25 782                             | 1 163          |
| \$300 to \$349 .....  | 31 541                   | 743               | 1 637              | 1 415                | 1 718                | 5 158                | 5 983                | 8 223                | 4 774                | 1 890            | 23 837           | 26 772                             | 941            |
| \$350 to \$399 .....  | 33 391                   | 784               | 1 399              | 1 354                | 1 793                | 5 238                | 6 487                | 9 172                | 5 152                | 2 012            | 24 365           | 27 228                             | 980            |
| \$400 to \$499 .....  | 61 053                   | 1 106             | 1 933              | 2 015                | 2 606                | 9 025                | 12 034               | 17 250               | 10 558               | 4 526            | 25 320           | 29 101                             | 1 465          |
| \$500 to \$599 .....  | 46 449                   | 752               | 1 069              | 1 217                | 1 452                | 5 500                | 8 504                | 14 546               | 9 114                | 4 295            | 27 058           | 30 857                             | 1 051          |
| \$600 to \$749 .....  | 42 652                   | 607               | 759                | 829                  | 902                  | 3 616                | 6 844                | 14 304               | 9 827                | 4 964            | 29 084           | 33 728                             | 858            |
| \$750 or more .....   | 31 712                   | 523               | 566                | 316                  | 377                  | 1 341                | 2 631                | 7 532                | 8 905                | 9 521            | 33 566           | 46 555                             | 712            |
| <b>Median</b> .....   | <b>\$431</b>             | <b>\$324</b>      | <b>\$305</b>       | <b>\$335</b>         | <b>\$358</b>         | <b>\$419</b>         | <b>\$450</b>         | <b>\$485</b>         | <b>\$590</b>         | ...              | ...              | ...                                | <b>\$360</b>   |
| <b>Not mortgaged</b> .....  | <b>85 285</b>            | <b>10 341</b>     | <b>16 767</b>      | <b>7 507</b>         | <b>6 195</b>         | <b>10 614</b>        | <b>9 267</b>         | <b>11 673</b>        | <b>7 863</b>         | <b>5 058</b>     | <b>15 839</b>    | <b>21 232</b>                      | <b>6 772</b>   |
| Less than \$50 .....  | 380                      | 132               | 95                 | 53                   | 28                   | 41                   | 6                    | 25                   | —                    | —                | 8 073            | 9 627                              | 75             |
| \$50 to \$74 .....  | 3 568                    | 1 117             | 1 083              | 308                  | 202                  | 381                  | 220                  | 137                  | 84                   | 36               | 7 895            | 10 837                             | 770            |
| \$75 to \$99 .....  | 13 260                   | 2 860             | 4 103              | 1 356                | 1 179                | 1 377                | 1 018                | 871                  | 408                  | 88               | 9 571            | 12 433                             | 1 636          |
| \$100 to \$124 .....  | 20 840                   | 2 818             | 5 107              | 2 379                | 1 699                | 2 799                | 2 292                | 2 343                | 1 116                | 287              | 12 671           | 15 830                             | 1 781          |
| \$125 to \$149 .....  | 17 935                   | 1 601             | 3 208              | 1 660                | 1 388                | 2 729                | 2 230                | 2 965                | 1 612                | 542              | 17 031           | 19 764                             | 1 121          |
| \$150 to \$199 .....  | 19 013                   | 1 338             | 2 270              | 1 312                | 1 265                | 2 510                | 2 456                | 3 503                | 2 867                | 1 492            | 21 456           | 25 368                             | 1 005          |
| \$200 to \$249 .....  | 5 932                    | 261               | 641                | 301                  | 300                  | 536                  | 676                  | 1 215                | 1 051                | 951              | 26 530           | 31 910                             | 200            |
| \$250 or more .....   | 4 357                    | 214               | 260                | 138                  | 134                  | 241                  | 369                  | 614                  | 725                  | 1 662            | 38 380           | 56 823                             | 184            |
| <b>Median</b> .....   | <b>\$131</b>             | <b>\$109</b>      | <b>\$115</b>       | <b>\$121</b>         | <b>\$125</b>         | <b>\$131</b>         | <b>\$137</b>         | <b>\$146</b>         | <b>\$162</b>         | <b>\$204</b>     | ...              | ...                                | <b>\$113</b>   |
| <b>MORTGAGE STATUS AND SELECTED MONTHLY OWNER COSTS AS PERCENTAGE OF HOUSEHOLD INCOME IN 1979</b> |                          |                   |                    |                      |                      |                      |                      |                      |                      |                  |                  |                                    |                |
| <b>With a mortgage</b> .....  | <b>324 460</b>           | <b>8 314</b>      | <b>14 425</b>      | <b>12 314</b>        | <b>13 691</b>        | <b>42 332</b>        | <b>55 075</b>        | <b>89 672</b>        | <b>58 778</b>        | <b>29 859</b>    | <b>26 469</b>    | <b>29 925</b>                      | <b>9 739</b>   |
| Less than 15 percent .....  | 93 554                   | 6                 | 67                 | 158                  | 449                  |                      |                      |                      |                      |                  |                  |                                    |                |

Table B-17. **Income and Poverty Status in 1979 of Renter-Occupied Housing Units With a White Householder: 1980**

[Data are estimates based on a sample, see Introduction. For meaning of symbols, see Introduction. For definitions of terms, see appendixes A and B]

| Inside SMSA's  | Household income in 1979 |                   |                    |                      |                      |                      |                      |                      |                      |                  |                  | Income in 1979 below poverty level |                |
|--|--------------------------|-------------------|--------------------|----------------------|----------------------|----------------------|----------------------|----------------------|----------------------|------------------|------------------|------------------------------------|----------------|
|  | Total                    | Less than \$5,000 | \$5,000 to \$9,999 | \$10,000 to \$12,499 | \$12,500 to \$14,999 | \$15,000 to \$19,999 | \$20,000 to \$24,999 | \$25,000 to \$34,999 | \$35,000 to \$49,999 | \$50,000 or more | Median (dollars) |                                    | Mean (dollars) |
| <b>Renter-occupied housing units</b> .....               | <b>272 633</b>           | <b>47 213</b>     | <b>61 689</b>      | <b>34 219</b>        | <b>26 513</b>        | <b>42 611</b>        | <b>26 607</b>        | <b>22 447</b>        | <b>8 021</b>         | <b>3 313</b>     | <b>12 003</b>    | <b>14 237</b>                      | <b>46 476</b>  |
| <b>HOUSEHOLD TYPE AND AGE OF HOUSEHOLDER</b>             |                          |                   |                    |                      |                      |                      |                      |                      |                      |                  |                  |                                    |                |
| <b>Married-couple families</b> .....                     | <b>89 143</b>            | <b>4 929</b>      | <b>15 670</b>      | <b>11 086</b>        | <b>9 499</b>         | <b>18 040</b>        | <b>13 077</b>        | <b>11 292</b>        | <b>3 981</b>         | <b>1 569</b>     | <b>15 862</b>    | <b>17 918</b>                      | <b>7 338</b>   |
| 15 to 24 years .....                                     | 18 177                   | 1 343             | 4 394              | 3 135                | 2 304                | 3 822                | 1 908                | 1 013                | 188                  | 70               | 12 735           | 13 844                             | 1 806          |
| 25 to 34 years .....                                     | 36 340                   | 1 817             | 5 292              | 4 419                | 3 962                | 8 178                | 6 402                | 4 660                | 1 155                | 455              | 16 515           | 17 817                             | 3 040          |
| 35 to 44 years .....                                     | 13 011                   | 618               | 1 234              | 1 303                | 1 154                | 2 719                | 2 036                | 2 635                | 991                  | 321              | 19 056           | 21 403                             | 1 123          |
| 45 to 64 years .....                                     | 13 709                   | 622               | 1 716              | 1 143                | 1 190                | 2 379                | 2 175                | 2 483                | 1 404                | 597              | 19 549           | 22 534                             | 972            |
| 65 years and over .....                                  | 7 906                    | 529               | 3 034              | 1 086                | 889                  | 942                  | 556                  | 501                  | 243                  | 126              | 10 898           | 14 010                             | 397            |
| <b>Male householder, no wife present</b> .....           | <b>81 093</b>            | <b>12 526</b>     | <b>17 423</b>      | <b>9 837</b>         | <b>7 852</b>         | <b>13 405</b>        | <b>8 418</b>         | <b>7 262</b>         | <b>3 018</b>         | <b>1 352</b>     | <b>12 742</b>    | <b>15 117</b>                      | <b>12 592</b>  |
| 15 to 24 years .....                                     | 25 018                   | 4 282             | 6 675              | 3 529                | 2 448                | 3 718                | 1 927                | 1 591                | 650                  | 198              | 11 099           | 13 093                             | 5 878          |
| 25 to 34 years .....                                     | 32 004                   | 3 144             | 6 135              | 4 033                | 3 537                | 6 319                | 3 942                | 3 305                | 1 144                | 445              | 14 401           | 16 014                             | 3 158          |
| 35 to 44 years .....                                     | 9 068                    | 923               | 1 233              | 975                  | 806                  | 1 650                | 1 335                | 1 222                | 618                  | 306              | 16 551           | 19 075                             | 810            |
| 45 to 64 years .....                                     | 10 178                   | 2 020             | 1 925              | 1 084                | 807                  | 1 387                | 1 067                | 1 019                | 506                  | 363              | 12 686           | 16 672                             | 1 565          |
| 65 years and over .....                                  | 4 825                    | 2 157             | 1 455              | 216                  | 254                  | 331                  | 147                  | 125                  | 100                  | 40               | 5 707            | 8 945                              | 1 181          |
| <b>Female householder, no husband present</b> .....      | <b>102 397</b>           | <b>29 758</b>     | <b>28 596</b>      | <b>13 296</b>        | <b>9 162</b>         | <b>11 166</b>        | <b>5 112</b>         | <b>3 893</b>         | <b>1 022</b>         | <b>392</b>       | <b>8 701</b>     | <b>10 334</b>                      | <b>26 546</b>  |
| 15 to 24 years .....                                     | 23 930                   | 6 866             | 7 487              | 3 033                | 2 044                | 2 376                | 1 111                | 756                  | 200                  | 57               | 8 345            | 9 727                              | 8 527          |
| 25 to 34 years .....                                     | 30 400                   | 5 322             | 8 138              | 5 306                | 3 488                | 4 185                | 1 859                | 1 516                | 474                  | 112              | 10 820           | 12 163                             | 6 003          |
| 35 to 44 years .....                                     | 10 390                   | 2 066             | 2 381              | 1 714                | 1 066                | 1 786                | 709                  | 519                  | 88                   | 61               | 11 091           | 12 140                             | 2 336          |
| 45 to 64 years .....                                     | 15 127                   | 4 026             | 4 088              | 1 842                | 1 635                | 1 695                | 927                  | 717                  | 132                  | 65               | 9 347            | 10 835                             | 3 458          |
| 65 years and over .....                                  | 22 550                   | 11 478            | 6 502              | 1 401                | 929                  | 1 124                | 506                  | 385                  | 128                  | 97               | 4 947            | 7 345                              | 6 222          |
| <b>Median age</b> .....                                  | <b>31.0</b>              | <b>37.0</b>       | <b>29.9</b>        | <b>29.1</b>          | <b>29.6</b>          | <b>29.8</b>          | <b>31.0</b>          | <b>33.0</b>          | <b>36.0</b>          | <b>39.7</b>      | <b>...</b>       | <b>...</b>                         | <b>29.7</b>    |
| <b>YEAR HOUSEHOLDER MOVED INTO UNIT</b>                  |                          |                   |                    |                      |                      |                      |                      |                      |                      |                  |                  |                                    |                |
| 1979 to March 1980 .....                                 | 161 287                  | 26 237            | 37 427             | 20 739               | 15 718               | 25 453               | 16 081               | 12 925               | 4 814                | 1 893            | 12 047           | 14 272                             | 29 195         |
| 1975 to 1978 .....                                       | 78 451                   | 12 652            | 16 175             | 10 142               | 8 185                | 13 001               | 8 062                | 7 103                | 2 232                | 899              | 12 578           | 14 601                             | 11 629         |
| 1970 to 1974 .....                                       | 18 553                   | 4 442             | 4 401              | 1 939                | 1 530                | 2 412                | 1 481                | 1 586                | 535                  | 227              | 10 559           | 13 333                             | 3 211          |
| 1960 to 1969 .....                                       | 10 131                   | 2 621             | 2 554              | 960                  | 779                  | 1 361                | 684                  | 672                  | 291                  | 209              | 9 777            | 13 140                             | 1 705          |
| 1959 or earlier .....                                    | 4 211                    | 1 261             | 1 132              | 439                  | 301                  | 384                  | 299                  | 161                  | 149                  | 85               | 8 461            | 12 710                             | 736            |
| <b>PLUMBING FACILITIES BY PERSONS PER ROOM</b>           |                          |                   |                    |                      |                      |                      |                      |                      |                      |                  |                  |                                    |                |
| <b>Complete plumbing for exclusive use</b> .....         | <b>266 926</b>           | <b>45 231</b>     | <b>60 091</b>      | <b>33 653</b>        | <b>26 103</b>        | <b>41 965</b>        | <b>26 364</b>        | <b>22 261</b>        | <b>7 979</b>         | <b>3 279</b>     | <b>12 091</b>    | <b>14 335</b>                      | <b>44 681</b>  |
| 0.50 or less .....                                       | 178 232                  | 33 139            | 41 006             | 22 682               | 17 265               | 26 678               | 16 827               | 13 521               | 4 861                | 2 253            | 11 650           | 13 880                             | 26 319         |
| 0.51 to 1.00 .....                                       | 81 570                   | 11 193            | 17 480             | 9 920                | 8 106                | 14 122               | 8 914                | 8 044                | 2 855                | 936              | 13 176           | 15 275                             | 16 192         |
| 1.01 to 1.50 .....                                       | 5 211                    | 556               | 1 116              | 779                  | 534                  | 915                  | 463                  | 578                  | 193                  | 77               | 13 223           | 15 684                             | 1 527          |
| 1.51 or more .....                                       | 1 913                    | 343               | 489                | 272                  | 198                  | 250                  | 160                  | 118                  | 70                   | 13               | 11 144           | 13 031                             | 643            |
| <b>Lacking complete plumbing for exclusive use</b> ..... | <b>5 707</b>             | <b>1 982</b>      | <b>1 598</b>       | <b>566</b>           | <b>410</b>           | <b>646</b>           | <b>243</b>           | <b>186</b>           | <b>42</b>            | <b>34</b>        | <b>7 402</b>     | <b>9 619</b>                       | <b>1 795</b>   |
| 0.50 or less .....                                       | 3 033                    | 1 104             | 826                | 289                  | 170                  | 368                  | 132                  | 97                   | 35                   | 12               | 7 387            | 9 694                              | 818            |
| 0.51 to 1.00 .....                                       | 2 389                    | 798               | 669                | 249                  | 218                  | 271                  | 94                   | 76                   | 2                    | 12               | 7 466            | 9 252                              | 842            |
| 1.01 to 1.50 .....                                       | 102                      | 13                | 51                 | 12                   | 22                   | —                    | —                    | —                    | —                    | —                | 8 375            | 9 119                              | 59             |
| 1.51 or more .....                                       | 183                      | 67                | 52                 | 16                   | —                    | 7                    | 17                   | 9                    | 5                    | 10               | 6 458            | 13 458                             | 76             |
| <b>SELECTED CHARACTERISTICS</b>                          |                          |                   |                    |                      |                      |                      |                      |                      |                      |                  |                  |                                    |                |
| <b>Heating equipment</b> .....                           | <b>272 455</b>           | <b>47 143</b>     | <b>61 642</b>      | <b>34 193</b>        | <b>26 494</b>        | <b>42 605</b>        | <b>26 607</b>        | <b>22 447</b>        | <b>8 021</b>         | <b>3 303</b>     | <b>12 006</b>    | <b>14 228</b>                      | <b>46 381</b>  |
| Central heating system .....                             | 256 575                  | 43 107            | 57 139             | 32 181               | 25 214               | 40 612               | 25 618               | 21 791               | 7 748                | 3 165            | 12 178           | 14 408                             | 42 306         |
| <b>Air conditioning</b> .....                            | <b>114 238</b>           | <b>16 181</b>     | <b>24 505</b>      | <b>15 087</b>        | <b>12 213</b>        | <b>19 277</b>        | <b>12 106</b>        | <b>10 046</b>        | <b>3 320</b>         | <b>1 503</b>     | <b>12 776</b>    | <b>14 944</b>                      | <b>14 633</b>  |
| Central system .....                                     | 49 058                   | 6 394             | 9 249              | 5 798                | 5 152                | 8 517                | 5 629                | 5 456                | 1 964                | 899              | 13 998           | 16 353                             | 5 600          |
| <b>Vehicles available</b> .....                          | <b>234 379</b>           | <b>27 987</b>     | <b>49 876</b>      | <b>31 411</b>        | <b>24 911</b>        | <b>41 044</b>        | <b>26 003</b>        | <b>22 000</b>        | <b>7 908</b>         | <b>3 239</b>     | <b>13 294</b>    | <b>15 469</b>                      | <b>31 909</b>  |
| 1 .....  | 133 608                  | 22 222            | 37 054             | 21 154               | 14 687               | 20 494               | 9 444                | 5 936                | 1 649                | 968              | 10 890           | 12 328                             | 21 187         |
| 2 or more .....  | 100 771                  | 5 765             | 12 822             | 10 257               | 10 224               | 20 550               | 16 559               | 16 064               | 6 259                | 2 271            | 17 517           | 19 633                             | 10 722         |
| <b>House heating fuel</b> .....                          | <b>272 455</b>           | <b>47 143</b>     | <b>61 642</b>      | <b>34 193</b>        | <b>26 494</b>        | <b>42 605</b>        | <b>26 607</b>        | <b>22 447</b>        | <b>8 021</b>         | <b>3 303</b>     | <b>12 006</b>    | <b>14 228</b>                      | <b>46 381</b>  |
| Utility gas .....  | 223 755                  | 38 370            | 50 166             | 27 691               | 21 809               | 35 061               | 22 294               | 18 818               | 6 755                | 2 791            | 12 107           | 14 321                             | 37 305         |
| Bottled, tank, or LP gas .....                           | 7 270                    | 1 003             | 1 734              | 1 039                | 700                  | 1 114                | 711                  | 575                  | 228                  | 166              | 12 161           | 14 997                             | 1 190          |
| Electricity .....  | 35 547                   | 6 465             | 8 210              | 4 663                | 3 499                | 5 617                | 3 137                | 2 783                | 894                  | 279              | 11 661           | 13 705                             | 6 620          |
| Fuel oil, kerosene, etc. ....                            | 2 299                    | 466               | 570                | 323                  | 209                  | 304                  | 193                  | 143                  | 71                   | 20               | 10 878           | 13 075                             | 428            |
| Other .....  | 3 584                    | 839               | 962                | 477                  | 277                  | 509                  | 272                  | 128                  | 73                   | 47               | 9 950            | 12 822                             | 838            |
| <b>Median rooms</b> .....                                | <b>4.0</b>               | <b>3.3</b>        | <b>3.7</b>         | <b>3.9</b>           | <b>4.0</b>           | <b>4.2</b>           | <b>4.5</b>           | <b>4.8</b>           | <b>5.2</b>           | <b>5.3</b>       | <b>...</b>       | <b>...</b>                         | <b>3.7</b>     |
| <b>Specified renter-occupied housing units</b> .....     | <b>264 926</b>           | <b>46 270</b>     | <b>60 206</b>      | <b>33 258</b>        | <b>25 882</b>        | <b>41 385</b>        | <b>25 635</b>        | <b>21 653</b>        | <b>7 566</b>         | <b>3 071</b>     | <b>11 953</b>    | <b>14 148</b>                      | <b>45 327</b>  |
| <b>CONTRACT RENT</b>                                     |                          |                   |                    |                      |                      |                      |                      |                      |                      |                  |                  |                                    |                |
| Less than \$100 .....                                    | 15 247                   | 9 544             | 3 202              | 811                  | 513                  | 578                  | 275                  | 221                  | 87                   | 16               | 4 337            | 6 108                              | 7 467          |
| \$100 to \$149 .....                                     | 24 109                   | 8 279             | 7 837              | 2 836                | 1 711                | 1 827                | 848                  | 543                  | 131                  | 97               | 7 083            | 8 888                              | 6 522          |
| \$150 to \$199 .....                                     | 51 543                   | 10 888            | 16 737             | 7 581                | 5 015                | 6 109                | 2 975                | 1 654                | 439                  | 145              | 9 426            | 10 703                             | 9 598          |
| \$200 to \$249 .....                                     | 57 217                   | 8 080             | 14 459             | 8 911                | 6 509                | 9 835                | 5 064                | 3 248                | 816                  | 295              | 11 703           | 13 209                             | 8 109          |
| \$250 to \$299 .....                                     | 45 581                   | 4 294             | 8 409              | 6 341                | 5 700                | 9 758                | 5 461                | 4 139                | 1 117                | 362              | 14 143           | 15 425                             | 5 341          |
| \$300 to \$349 .....                                     | 26 421                   | 1 766             | 3 657              | 2 941                | 2 871                | 5 581                | 4 528                | 3 588                | 1 134                | 355              | 16 599           | 18 149                             | 2 866          |
| \$350 to \$399 .....                                     | 18 200                   | 984               | 2 101              | 1 617                | 1 744                | 3 598                | 3 117                | 3 494                | 1 172                | 373              | 18 611           | 20 088                             | 1 956          |
| \$400 to \$499 .....                                     | 14 518                   | 798               | 1 404              | 1 013                | 941                  | 2 540                | 2 302                | 3 175                | 1 707                | 638              | 21 074           | 23 466                             | 1 697          |
| \$500 or more .....                                      | 4 357                    | 229               | 334                | 190                  | 159                  | 498                  | 477                  | 1 053                | 796                  | 621              | 27 175           | 31 147                             | 530            |
| No cash rent .....                                       | 7 733                    | 1 408             | 2 066              | 1 017                | 719                  | 1 061                | 588                  | 538                  | 167                  | 169              | 10 965           | 14 066                             | 1 241          |
| <b>Median</b> .....                                      | <b>\$232</b>             | <b>\$171</b>      | <b>\$204</b>       | <b>\$226</b>         | <b>\$241</b>         | <b>\$259</b>         | <b>\$281</b>         | <b>\$310</b>         | <b>\$349</b>         | <b>\$374</b>     | <b>...</b>       | <b>...</b>                         | <b>\$192</b>   |
| <b>GROSS RENT</b>  |                          |                   |                    |                      |                      |                      |                      |                      |                      |                  |                  |                                    |                |
| Less than \$100 .....                                    | 10 764                   | 7 921             | 1 803              | 346                  | 253                  | 211                  | 124                  | 59                   | 43                   | 4                | 3 957            | 4 915                              | 5 981          |
| \$100 to \$149 .....                                     | 16 932                   | 6 734             | 5 993              | 1 587                | 904                  | 950                  | 394                  | 258                  | 60                   | 52               | 6 152            | 7 761                              | 4 982          |
| \$150 to \$199 .....                                     | 37 055                   | 9 410             | 12 573             | 5 539                | 3 281                | 3 667                | 1 537                | 803                  | 181                  | 64               | 8 544            | 9 625                              | 7 868          |
| \$200 to \$249 .....                                     | 55 564                   | 9 290             | 15 846             | 8 782                | 6 134                | 8 138                | 4 005                | 2 485                | 669                  | 215              | 10 753           | 12 028                             | 8 644          |
| \$250 to \$299 .....                                     | 45 272                   | 5 210             | 9 631              | 6 780                | 5 744                | 8 625                | 4 773                | 3 297                | 856                  | 356              | 12 942           | 14 384                             | 5 877          |
| \$300 to \$349 .....                                     | 33 236                   | 2 833             | 5 403              | 4 072                | 3 766                | 7 398                | 4 787                | 3 551                | 1 086                | 340              | 15 317           | 16 828                             | 4 058          |
| \$350 to \$399 .....                                     | 19 764                   | 1 437             | 2 892              | 2 075                | 1 983                | 4 256                | 3 271                | 2 730                | 799                  | 321              | 16 676           | 18 002                             | 2 329          |
| \$400 to \$499 .....                                     | 22 883                   | 1 289             | 2 685              | 2 119                | 2 248                | 4 589                | 3 710                | 4 205                | 1 600                | 438              | 1                |                                    |                |

Table B-18. Selected Monthly Owner Costs for Mortgaged Housing Units With a White Householder: 1980

[Data are estimates based on a sample, see Introduction. For meaning of symbols, see Introduction. For definitions of terms, see appendixes A and B]

| Inside SMSA's   | Total          | Less than \$200 | \$200 to \$249 | \$250 to \$299 | \$300 to \$349 | \$350 to \$399 | \$400 to \$499 | \$500 to \$599 | \$600 to \$749 | \$750 or more | Median (dollars) |
|---|----------------|-----------------|----------------|----------------|----------------|----------------|----------------|----------------|----------------|---------------|------------------|
| <b>Specified owner-occupied housing units</b> -----                           | <b>324 460</b> | <b>16 340</b>   | <b>29 063</b>  | <b>32 259</b>  | <b>31 541</b>  | <b>33 391</b>  | <b>61 053</b>  | <b>46 449</b>  | <b>42 652</b>  | <b>31 712</b> | <b>431</b>       |
| <b>PERSONS IN UNIT</b>  |                |                 |                |                |                |                |                |                |                |               |                  |
| 1 person -----  | 27 767         | 3 458           | 3 627          | 3 049          | 2 873          | 3 049          | 4 775          | 3 244          | 2 493          | 1 199         | 364              |
| 2 persons -----   | 92 994         | 6 953           | 10 617         | 10 400         | 8 959          | 9 229          | 16 127         | 12 315         | 10 915         | 7 479         | 402              |
| 3 persons -----   | 69 442         | 2 761           | 6 201          | 7 088          | 6 856          | 7 156          | 13 537         | 10 226         | 9 372          | 6 245         | 433              |
| 4 persons -----   | 81 534         | 1 816           | 5 236          | 6 854          | 7 941          | 8 672          | 16 857         | 12 558         | 11 853         | 9 747         | 460              |
| 5 persons -----   | 35 436         | 850             | 2 191          | 3 149          | 3 337          | 3 598          | 6 852          | 5 531          | 5 290          | 4 638         | 466              |
| 6 persons -----   | 11 727         | 313             | 786            | 1 159          | 988            | 1 202          | 2 058          | 1 693          | 1 909          | 1 619         | 464              |
| 7 persons -----   | 4 013          | 138             | 303            | 456            | 463            | 316            | 594            | 622            | 579            | 542           | 457              |
| 8 or more persons -----   | 1 547          | 51              | 102            | 104            | 124            | 169            | 253            | 260            | 241            | 243           | 488              |
| Median -----  | 3.10           | 2.18            | 2.55           | 2.88           | 3.07           | 3.12           | 3.21           | 3.25           | 3.34           | 3.60          | ...              |
| <b>HOUSEHOLD TYPE AND AGE OF HOUSEHOLDER</b>                                  |                |                 |                |                |                |                |                |                |                |               |                  |
| <b>Married-couple families</b> -----  | <b>261 992</b> | <b>10 706</b>   | <b>21 880</b>  | <b>24 972</b>  | <b>24 831</b>  | <b>26 506</b>  | <b>49 577</b>  | <b>38 815</b>  | <b>36 681</b>  | <b>28 024</b> | <b>443</b>       |
| 15 to 24 years -----  | 6 732          | 130             | 162            | 404            | 440            | 713            | 1 860          | 1 570          | 1 202          | 251           | 482              |
| 25 to 34 years -----  | 77 309         | 735             | 1 954          | 3 919          | 5 915          | 8 066          | 17 999         | 15 276         | 14 707         | 8 738         | 500              |
| 35 to 44 years -----  | 76 771         | 1 378           | 4 470          | 6 074          | 6 599          | 7 458          | 14 686         | 12 054         | 12 529         | 11 523        | 484              |
| 45 to 64 years -----  | 91 175         | 6 557           | 12 949         | 12 779         | 10 618         | 9 439          | 14 093         | 9 514          | 7 925          | 7 301         | 364              |
| 65 years and over -----   | 10 005         | 1 906           | 2 345          | 1 796          | 1 259          | 830            | 939            | 401            | 318            | 211           | 271              |
| <b>Male householder, no wife present</b> -----                                | <b>25 810</b>  | <b>1 667</b>    | <b>1 954</b>   | <b>2 107</b>   | <b>2 382</b>   | <b>2 593</b>   | <b>5 265</b>   | <b>4 050</b>   | <b>3 556</b>   | <b>2 236</b>  | <b>440</b>       |
| 15 to 24 years -----  | 2 212          | 101             | 80             | 158            | 225            | 238            | 498            | 452            | 348            | 112           | 460              |
| 25 to 34 years -----  | 11 685         | 351             | 395            | 738            | 990            | 1 256          | 2 654          | 2 345          | 1 990          | 966           | 479              |
| 35 to 44 years -----  | 5 657          | 244             | 454            | 388            | 462            | 606            | 1 149          | 775            | 815            | 764           | 461              |
| 45 to 64 years -----  | 5 258          | 625             | 786            | 694            | 603            | 435            | 905            | 448            | 393            | 369           | 343              |
| 65 years and over -----   | 998            | 346             | 239            | 129            | 102            | 58             | 59             | 30             | 10             | 25            | 232              |
| <b>Female householder, no husband present</b> -----                           | <b>36 658</b>  | <b>3 967</b>    | <b>5 229</b>   | <b>5 180</b>   | <b>4 328</b>   | <b>4 292</b>   | <b>6 211</b>   | <b>3 584</b>   | <b>2 415</b>   | <b>1 452</b>  | <b>346</b>       |
| 15 to 24 years -----  | 966            | 36              | 54             | 115            | 84             | 130            | 235            | 182            | 94             | 36            | 423              |
| 25 to 34 years -----  | 8 857          | 233             | 629            | 793            | 1 075          | 1 229          | 2 045          | 1 321          | 1 017          | 515           | 424              |
| 35 to 44 years -----  | 9 905          | 420             | 1 073          | 1 426          | 1 259          | 1 287          | 1 908          | 1 188          | 839            | 505           | 380              |
| 45 to 64 years -----  | 12 710         | 1 921           | 2 488          | 2 242          | 1 587          | 1 327          | 1 647          | 727            | 402            | 369           | 293              |
| 65 years and over -----   | 4 220          | 1 357           | 985            | 604            | 323            | 319            | 376            | 166            | 63             | 27            | 238              |
| Median age -----  | 40.4           | 55.9            | 51.1           | 47.4           | 43.4           | 39.9           | 37.6           | 36.2           | 36.2           | 38.6          | ...              |
| <b>YEAR HOUSEHOLDER MOVED INTO UNIT</b>                                       |                |                 |                |                |                |                |                |                |                |               |                  |
| 1979 to March 1980 -----  | 64 743         | 816             | 1 051          | 1 427          | 1 852          | 3 246          | 10 394         | 13 678         | 17 475         | 14 804        | 599              |
| 1975 to 1978 -----  | 123 667        | 1 618           | 3 457          | 6 374          | 10 516         | 15 042         | 32 188         | 23 124         | 18 835         | 12 513        | 476              |
| 1970 to 1974 -----  | 62 221         | 2 448           | 5 408          | 9 678          | 10 476         | 9 000          | 12 018         | 6 224          | 4 107          | 2 862         | 367              |
| 1960 to 1969 -----  | 58 152         | 6 640           | 14 819         | 12 632         | 7 528          | 5 133          | 5 333          | 2 815          | 1 931          | 1 321         | 280              |
| 1959 or earlier -----   | 15 677         | 4 818           | 4 328          | 2 148          | 1 169          | 970            | 1 120          | 608            | 304            | 212           | 235              |
| <b>ROOMS</b>  |                |                 |                |                |                |                |                |                |                |               |                  |
| 1 to 3 rooms -----  | 2 982          | 480             | 355            | 348            | 366            | 329            | 452            | 330            | 224            | 98            | 342              |
| 4 rooms -----   | 16 591         | 3 116           | 2 446          | 2 143          | 1 793          | 1 822          | 2 723          | 1 567          | 784            | 197           | 316              |
| 5 rooms -----   | 44 486         | 5 233           | 6 141          | 5 639          | 4 980          | 5 102          | 8 260          | 4 784          | 3 283          | 1 064         | 352              |
| 6 rooms -----   | 58 530         | 3 217           | 6 528          | 6 566          | 6 352          | 6 593          | 11 446         | 8 203          | 6 662          | 2 963         | 400              |
| 7 rooms -----   | 67 588         | 2 257           | 5 629          | 6 511          | 6 530          | 6 919          | 13 542         | 10 656         | 10 084         | 5 460         | 443              |
| 8 or more rooms -----   | 134 283        | 2 037           | 7 964          | 11 052         | 11 520         | 12 626         | 24 630         | 20 909         | 21 615         | 21 930        | 489              |
| Median -----  | 7.1            | 5.4             | 6.4            | 6.7            | 6.8            | 6.9            | 7.1            | 7.3            | 7.5            | 8.3           | ...              |
| <b>YEAR STRUCTURE BUILT</b>   |                |                 |                |                |                |                |                |                |                |               |                  |
| 1975 to March 1980 -----  | 79 704         | 549             | 573            | 978            | 1 961          | 4 632          | 15 968         | 17 158         | 20 539         | 17 346        | 589              |
| 1970 to 1974 -----  | 61 305         | 511             | 1 438          | 4 395          | 7 036          | 8 267          | 15 217         | 10 146         | 8 455          | 5 840         | 456              |
| 1960 to 1969 -----  | 78 265         | 2 513           | 10 189         | 12 120         | 10 233         | 9 626          | 13 328         | 9 197          | 6 787          | 4 272         | 371              |
| 1950 to 1959 -----  | 59 993         | 7 681           | 10 973         | 8 385          | 6 678          | 5 976          | 9 459          | 5 331          | 3 539          | 1 971         | 322              |
| 1940 to 1949 -----  | 15 151         | 2 076           | 2 175          | 2 120          | 1 966          | 1 698          | 2 375          | 1 404          | 863            | 474           | 331              |
| 1939 or earlier -----   | 30 042         | 3 010           | 3 715          | 4 261          | 3 667          | 3 192          | 4 706          | 3 213          | 2 469          | 1 809         | 356              |
| <b>VALUE</b>  |                |                 |                |                |                |                |                |                |                |               |                  |
| Less than \$10,000 -----  | 271            | 160             | 77             | 25             | 3              | 6              | -              | -              | -              | -             | 182              |
| \$10,000 to \$19,999 -----  | 1 932          | 828             | 572            | 292            | 130            | 52             | 51             | 7              | -              | -             | 212              |
| \$20,000 to \$29,999 -----  | 6 796          | 1 924           | 1 732          | 1 289          | 948            | 515            | 269            | 75             | 44             | -             | 243              |
| \$30,000 to \$39,999 -----  | 14 091         | 2 955           | 2 942          | 2 618          | 1 937          | 1 654          | 1 436          | 395            | 144            | 10            | 272              |
| \$40,000 to \$49,999 -----  | 30 383         | 3 913           | 5 494          | 4 917          | 4 125          | 3 958          | 5 414          | 1 927          | 565            | 70            | 311              |
| \$50,000 to \$59,999 -----  | 47 621         | 3 278           | 6 880          | 6 175          | 5 794          | 6 253          | 9 997          | 6 007          | 2 850          | 387           | 363              |
| \$60,000 to \$79,999 -----  | 115 380        | 2 725           | 9 871          | 12 329         | 11 482         | 12 515         | 25 215         | 19 762         | 16 963         | 4 518         | 433              |
| \$80,000 to \$99,999 -----  | 56 719         | 386             | 1 258          | 3 639          | 4 861          | 5 218          | 11 263         | 10 592         | 11 770         | 7 732         | 516              |
| \$100,000 to \$149,999 -----  | 37 750         | 121             | 200            | 854            | 2 036          | 2 816          | 6 317          | 6 114          | 8 210          | 11 082        | 608              |
| \$150,000 or more -----   | 13 517         | 50              | 37             | 121            | 225            | 404            | 1 091          | 1 570          | 2 106          | 7 913         | 750+             |
| Median -----  | \$69 800       | \$46 000        | \$55 100       | \$61 100       | \$64 300       | \$65 900       | \$69 600       | \$74 700       | \$81 100       | \$111 500     | ...              |
| <b>SELECTED MONTHLY OWNER COSTS AS PERCENTAGE OF HOUSEHOLD INCOME IN 1979</b> |                |                 |                |                |                |                |                |                |                |               |                  |
| Less than 15 percent -----  | 93 554         | 10 017          | 18 219         | 17 282         | 12 977         | 10 092         | 12 768         | 5 859          | 3 559          | 2 781         | 305              |
| 15 to 19 percent -----  | 61 030         | 1 949           | 4 223          | 6 324          | 7 612          | 8 593          | 13 917         | 8 765          | 5 844          | 3 803         | 412              |
| 20 to 24 percent -----  | 52 715         | 1 205           | 2 161          | 3 169          | 4 419          | 5 804          | 12 866         | 10 001         | 8 282          | 4 808         | 474              |
| 25 to 29 percent -----  | 38 928         | 783             | 1 299          | 1 680          | 2 252          | 3 136          | 8 172          | 7 631          | 8 131          | 5 844         | 528              |
| 30 to 34 percent -----  | 25 636         | 521             | 764            | 1 043          | 1 217          | 1 893          | 4 701          | 5 261          | 5 963          | 4 273         | 551              |
| 35 percent or more -----  | 51 326         | 1 750           | 2 313          | 2 634          | 2 936          | 3 733          | 8 449          | 8 766          | 10 718         | 10 027        | 544              |
| Not computed -----  | 1 271          | 115             | 84             | 127            | 128            | 140            | 180            | 166            | 155            | 176           | 419              |
| Median -----  | 20.7           | 12.7            | 12.9           | 14.4           | 16.8           | 18.8           | 21.5           | 24.3           | 27.2           | 28.7          | ...              |
| <b>SELECTED CHARACTERISTICS</b>   |                |                 |                |                |                |                |                |                |                |               |                  |
| <b>Heating equipment</b> -----  | <b>324 421</b> | <b>16 340</b>   | <b>29 063</b>  | <b>32 246</b>  | <b>31 541</b>  | <b>33 391</b>  | <b>61 053</b>  | <b>46 435</b>  | <b>42 652</b>  | <b>31 700</b> | <b>431</b>       |
| Steam or hot water system -----   | 30 557         | 704             | 1 366          | 2 541          | 3 086          | 3 251          | 5 517          | 4 390          | 4 075          | 5 627         | 477              |
| Central warm-air furnace or electric heat pump -----                          | 273 134        | 13 632          | 26 043         | 27 855         | 27 047         | 28 493         | 51 987         | 38 671         | 35 320         | 24 086        | 425              |
| Other built-in electric units -----   | 9 523          | 126             | 161            | 311            | 410            | 581            | 1 817          | 2 133          | 2 425          | 1 559         | 564              |
| Floor, wall, or pipeless furnace -----  | 3 394          | 883             | 540            | 541            | 324            | 313            | 359            | 242            | 161            | 31            | 275              |
| Other means -----   | 7 813          | 995             | 953            | 998            | 674            | 753            | 1 373          | 999            | 671            | 397           | 369              |
| <b>Air conditioning</b> -----   | <b>68 854</b>  | <b>3 893</b>    | <b>6 404</b>   | <b>6 674</b>   | <b>6 794</b>   | <b>7 181</b>   | <b>12 183</b>  | <b>8 914</b>   | <b>8 494</b>   | <b>8 317</b>  | <b>427</b>       |
| Central system -----  | 36 485         | 1 057           | 2 196          | 2 681          | 2 951          | 3 310          | 6 560          | 5 349          | 5 721          | 6 660         | 492              |
| 1 or more individual room units -----   | 32 369         | 2 836           | 4 208          | 3 993          | 3 843          | 3 871          | 5 623          | 3 565          | 2 773          | 1 657         | 367              |
| <b>House heating fuel</b> -----   | <b>324 421</b> | <b>16 340</b>   | <b>29 063</b>  | <b>32 246</b>  | <b>31 541</b>  | <b>33 391</b>  | <b>61 053</b>  | <b>46 435</b>  | <b>42 652</b>  | <b>31 700</b> | <b>431</b>       |
| Utility gas -----   | 296 526        | 15 626          | 28 080         | 30 626         | 29 823         | 31 216         | 55 579         | 41 353         | 36 891         | 27 332        | 422              |
| Bottled, tank, or LP gas -----  | 5 091          | 205             | 171            | 395            | 494            | 464            | 994            | 909            | 821            | 638           | 482              |
| Electricity -----   | 18 324         | 254             | 410            | 752            | 881            | 1 252          | 3 521          | 3 520          | 4 402          | 3 332         | 559              |
| Fuel oil, kerosene, etc. -----  | 313            | 9               | 15             | 28             | 7              | 12             | 48             | 48             | 69             | 77            | 578              |
| Other -----   | 4 167          | 246             | 387            | 445            | 336            | 447            | 911            | 605            | 469            | 321           | 423              |

**Table B—19. Selected Monthly Owner Costs for Not Mortgaged Housing Units With a White Householder: 1980**

(Data are estimates based on a sample, see Introduction. For meaning of symbols, see Introduction. For definitions of terms, see appendixes A and B)

**Inside SMSA's**

|   | Total         | Less than \$50 | \$50 to \$74 | \$75 to \$99  | \$100 to \$124 | \$125 to \$149 | \$150 to \$199 | \$200 to \$249 | \$250 or more | Median (dollars) |
|---|---------------|----------------|--------------|---------------|----------------|----------------|----------------|----------------|---------------|------------------|
| <b>Specified owner-occupied housing units</b> -----                           | <b>85 285</b> | <b>380</b>     | <b>3 568</b> | <b>13 260</b> | <b>20 840</b>  | <b>17 935</b>  | <b>19 013</b>  | <b>5 932</b>   | <b>4 357</b>  | <b>131</b>       |
| <b>PERSONS IN UNIT</b>  |               |                |              |               |                |                |                |                |               |                  |
| 1 person -----  | 22 500        | 262            | 1 778        | 5 720         | 6 338          | 3 937          | 3 134          | 747            | 584           | 114              |
| 2 persons -----   | 42 975        | 96             | 1 347        | 6 094         | 11 057         | 9 572          | 9 854          | 2 904          | 2 051         | 133              |
| 3 persons -----   | 10 841        | 22             | 234          | 862           | 2 148          | 2 551          | 3 178          | 1 093          | 753           | 146              |
| 4 persons -----   | 5 447         | —              | 140          | 401           | 795            | 1 149          | 1 787          | 636            | 539           | 157              |
| 5 persons -----   | 2 204         | —              | 41           | 61            | 332            | 519            | 691            | 291            | 269           | 161              |
| 6 persons -----   | 786           | —              | 5            | 89            | 94             | 108            | 217            | 150            | 123           | 172              |
| 7 persons -----   | 353           | —              | 18           | 31            | 59             | 63             | 97             | 70             | 15            | 153              |
| 8 or more persons -----   | 179           | —              | 5            | 2             | 17             | 36             | 55             | 41             | 23            | 177              |
| Median -----  | 1.97          | 1.23           | 1.50         | 1.65          | 1.87           | 2.03           | 2.15           | 2.26           | 2.28          | ...              |
| <b>HOUSEHOLD TYPE AND AGE OF HOUSEHOLDER</b>                                  |               |                |              |               |                |                |                |                |               |                  |
| <b>Married-couple families</b> -----  | <b>54 198</b> | <b>70</b>      | <b>1 485</b> | <b>6 221</b>  | <b>12 632</b>  | <b>12 037</b>  | <b>13 929</b>  | <b>4 548</b>   | <b>3 276</b>  | <b>139</b>       |
| 15 to 24 years -----  | 299           | —              | 40           | 63            | 73             | 61             | 47             | —              | 15            | 116              |
| 25 to 34 years -----  | 1 640         | 8              | 98           | 153           | 294            | 353            | 481            | 160            | 93            | 144              |
| 35 to 44 years -----  | 2 855         | —              | 56           | 207           | 463            | 536            | 856            | 416            | 321           | 160              |
| 45 to 64 years -----  | 25 043        | 13             | 450          | 2 204         | 5 151          | 5 545          | 7 294          | 2 409          | 1 977         | 146              |
| 65 years and over -----   | 24 361        | 49             | 841          | 3 594         | 6 651          | 5 542          | 5 251          | 1 563          | 870           | 130              |
| <b>Male householder, no wife present</b> -----                                | <b>6 554</b>  | <b>168</b>     | <b>560</b>   | <b>1 595</b>  | <b>1 714</b>   | <b>1 035</b>   | <b>840</b>     | <b>342</b>     | <b>300</b>    | <b>114</b>       |
| 15 to 24 years -----  | 247           | 23             | 31           | 78            | 45             | 21             | 16             | 20             | 13            | 97               |
| 25 to 34 years -----  | 474           | 40             | 51           | 72            | 127            | 72             | 51             | 24             | 37            | 115              |
| 35 to 44 years -----  | 445           | 24             | 52           | 80            | 112            | 67             | 42             | 26             | 42            | 115              |
| 45 to 64 years -----  | 1 921         | 38             | 156          | 470           | 462            | 314            | 282            | 110            | 89            | 116              |
| 65 years and over -----   | 3 467         | 43             | 270          | 895           | 968            | 561            | 449            | 162            | 119           | 114              |
| <b>Female householder, no husband present</b> -----                           | <b>24 533</b> | <b>142</b>     | <b>1 523</b> | <b>5 444</b>  | <b>6 494</b>   | <b>4 863</b>   | <b>4 244</b>   | <b>1 042</b>   | <b>781</b>    | <b>120</b>       |
| 15 to 24 years -----  | 118           | —              | 16           | 49            | 9              | 17             | 20             | 7              | —             | 97               |
| 25 to 34 years -----  | 495           | —              | 33           | 104           | 122            | 115            | 98             | 11             | 12            | 123              |
| 35 to 44 years -----  | 842           | 12             | 19           | 73            | 128            | 151            | 269            | 95             | 95            | 157              |
| 45 to 64 years -----  | 6 883         | 52             | 352          | 1 153         | 1 662          | 1 529          | 1 432          | 401            | 302           | 129              |
| 65 years and over -----   | 16 195        | 78             | 1 103        | 4 065         | 4 573          | 3 051          | 2 425          | 528            | 372           | 116              |
| Median age -----  | 65.5          | 61.7           | 69.4         | 69.3          | 67.4           | 65.3           | 62.7           | 60.2           | 58.7          | ...              |
| <b>YEAR HOUSEHOLDER MOVED INTO UNIT</b>                                       |               |                |              |               |                |                |                |                |               |                  |
| 1979 to March 1980 -----  | 3 506         | 48             | 209          | 447           | 633            | 571            | 894            | 327            | 377           | 143              |
| 1975 to 1978 -----  | 9 497         | 121            | 422          | 1 010         | 1 667          | 1 876          | 2 569          | 1 041          | 791           | 145              |
| 1970 to 1974 -----  | 9 548         | 24             | 298          | 1 052         | 1 719          | 1 902          | 2 590          | 1 077          | 886           | 147              |
| 1960 to 1969 -----  | 18 959        | 66             | 567          | 2 183         | 4 143          | 4 290          | 5 015          | 1 596          | 1 099         | 140              |
| 1959 or earlier -----   | 43 775        | 121            | 2 072        | 8 568         | 12 678         | 9 296          | 7 945          | 1 891          | 1 204         | 122              |
| <b>ROOMS</b>  |               |                |              |               |                |                |                |                |               |                  |
| 1 to 3 rooms -----  | 2 369         | 118            | 528          | 688           | 385            | 287            | 275            | 63             | 25            | 95               |
| 4 rooms -----   | 13 714        | 185            | 1 340        | 4 426         | 4 183          | 2 055          | 1 178          | 220            | 127           | 105              |
| 5 rooms -----   | 23 448        | 44             | 1 166        | 4 853         | 7 436          | 5 235          | 3 829          | 620            | 265           | 119              |
| 6 rooms -----   | 17 802        | 21             | 394          | 2 084         | 4 728          | 4 275          | 4 680          | 1 091          | 529           | 135              |
| 7 rooms -----   | 10 841        | 12             | 90           | 744           | 2 139          | 2 738          | 3 323          | 1 176          | 619           | 147              |
| 8 or more rooms -----   | 17 111        | —              | 50           | 465           | 1 969          | 3 345          | 5 728          | 2 762          | 2 792         | 174              |
| Median -----  | 5.7           | 3.9            | 4.4          | 4.8           | 5.3            | 5.8            | 6.4            | 7.3            | 8.4           | ...              |
| <b>YEAR STRUCTURE BUILT</b>   |               |                |              |               |                |                |                |                |               |                  |
| 1975 to March 1980 -----  | 4 379         | 49             | 144          | 310           | 597            | 651            | 1 381          | 636            | 611           | 166              |
| 1970 to 1974 -----  | 5 496         | 26             | 133          | 288           | 617            | 997            | 1 816          | 902            | 717           | 169              |
| 1960 to 1969 -----  | 11 401        | 51             | 284          | 556           | 1 784          | 2 557          | 3 816          | 1 371          | 982           | 156              |
| 1950 to 1959 -----  | 24 220        | 70             | 416          | 2 751         | 6 217          | 5 968          | 6 147          | 1 628          | 1 023         | 136              |
| 1940 to 1949 -----  | 12 149        | 42             | 534          | 2 631         | 3 888          | 2 519          | 1 880          | 353            | 302           | 118              |
| 1939 or earlier -----   | 27 640        | 142            | 2 057        | 6 724         | 7 737          | 5 243          | 3 973          | 1 042          | 722           | 116              |
| <b>VALUE</b>  |               |                |              |               |                |                |                |                |               |                  |
| Less than \$10,000 -----  | 1 220         | 83             | 436          | 343           | 221            | 96             | 35             | 6              | —             | 82               |
| \$10,000 to \$19,999 -----  | 3 747         | 92             | 689          | 1 327         | 905            | 408            | 263            | 44             | 19            | 96               |
| \$20,000 to \$29,999 -----  | 7 940         | 75             | 960          | 2 856         | 2 306          | 1 040          | 549            | 131            | 23            | 101              |
| \$30,000 to \$39,999 -----  | 9 928         | 29             | 567          | 2 938         | 3 359          | 1 899          | 931            | 159            | 46            | 111              |
| \$40,000 to \$49,999 -----  | 12 989        | 47             | 460          | 2 704         | 4 474          | 2 972          | 1 971          | 292            | 69            | 118              |
| \$50,000 to \$59,999 -----  | 13 695        | 29             | 230          | 1 852         | 4 460          | 3 774          | 2 723          | 440            | 187           | 127              |
| \$60,000 to \$79,999 -----  | 20 007        | 15             | 185          | 987           | 4 216          | 5 753          | 6 969          | 1 430          | 452           | 145              |
| \$80,000 to \$99,999 -----  | 7 317         | 10             | 19           | 158           | 603            | 1 430          | 3 277          | 1 336          | 484           | 172              |
| \$100,000 to \$149,999 -----  | 5 487         | —              | 22           | 62            | 237            | 458            | 1 867          | 1 526          | 1 315         | 203              |
| \$150,000 or more -----   | 2 955         | —              | —            | 33            | 59             | 105            | 428            | 568            | 1 762         | 250+             |
| Median -----  | \$54 000      | \$23 600       | \$26 600     | \$37 000      | \$48 200       | \$56 100       | \$68 400       | \$87 000       | \$131 300     | ...              |
| <b>SELECTED MONTHLY OWNER COSTS AS PERCENTAGE OF HOUSEHOLD INCOME IN 1979</b> |               |                |              |               |                |                |                |                |               |                  |
| Less than 10 percent -----  | 40 224        | 255            | 1 681        | 5 527         | 9 349          | 8 849          | 9 629          | 2 796          | 2 138         | 134              |
| 10 to 14 percent -----  | 17 348        | 46             | 709          | 2 915         | 4 308          | 3 510          | 3 744          | 1 281          | 835           | 130              |
| 15 to 19 percent -----  | 8 910         | 32             | 340          | 1 600         | 2 291          | 1 865          | 1 851          | 549            | 382           | 128              |
| 20 to 24 percent -----  | 5 679         | —              | 311          | 995           | 1 525          | 1 212          | 1 089          | 283            | 264           | 125              |
| 25 to 29 percent -----  | 3 443         | 25             | 236          | 777           | 931            | 555            | 589            | 215            | 115           | 118              |
| 30 to 34 percent -----  | 2 612         | —              | 101          | 561           | 634            | 532            | 460            | 243            | 81            | 125              |
| 35 percent or more -----  | 6 435         | —              | 126          | 791           | 1 682          | 1 299          | 1 510          | 541            | 486           | 137              |
| Not computed -----  | 634           | 22             | 64           | 94            | 120            | 113            | 141            | 24             | 56            | 129              |
| Median -----  | 10.6          | 10—            | 10.5         | 11.8          | 11.2           | 10.1           | 10—            | 10.6           | 10.1          | ...              |
| <b>SELECTED CHARACTERISTICS</b>   |               |                |              |               |                |                |                |                |               |                  |
| <b>Heating equipment</b> -----  | <b>85 273</b> | <b>380</b>     | <b>3 568</b> | <b>13 260</b> | <b>20 834</b>  | <b>17 929</b>  | <b>19 013</b>  | <b>5 932</b>   | <b>4 357</b>  | <b>131</b>       |
| Steam or hot water system -----   | 11 801        | 15             | 123          | 645           | 1 539          | 2 254          | 3 592          | 1 784          | 1 849         | 168              |
| Central warm-air furnace or electric heat pump -----                          | 62 670        | 161            | 1 824        | 9 227         | 16 964         | 14 263         | 14 206         | 3 741          | 2 284         | 131              |
| Other built-in electric units -----   | 1 188         | —              | 21           | 154           | 221            | 219            | 321            | 120            | 132           | 148              |
| Floor, wall, or pipeless furnace -----  | 3 943         | 30             | 611          | 1 547         | 896            | 454            | 250            | 117            | 38            | 97               |
| Other means -----   | 5 671         | 174            | 989          | 1 687         | 1 214          | 739            | 644            | 170            | 54            | 100              |
| <b>Air conditioning</b> -----   | <b>20 440</b> | <b>81</b>      | <b>683</b>   | <b>2 728</b>  | <b>4 616</b>   | <b>4 182</b>   | <b>4 897</b>   | <b>1 556</b>   | <b>1 697</b>  | <b>138</b>       |
| Central system -----  | 8 754         | 22             | 166          | 639           | 1 435          | 1 716          | 2 479          | 1 039          | 1 258         | 158              |
| 1 or more individual room units -----   | 11 686        | 59             | 517          | 2 089         | 3 181          | 2 466          | 2 418          | 517            | 439           | 125              |
| <b>House heating fuel</b> -----   | <b>85 273</b> | <b>380</b>     | <b>3 568</b> | <b>13 260</b> | <b>20 834</b>  | <b>17 929</b>  | <b>19 013</b>  | <b>5 932</b>   | <b>4 357</b>  | <b>131</b>       |
| Utility gas -----   | 79 687        | 284            | 3 229        | 12 514        | 19 836         | 17 030         | 17 604         | 5 296          | 3 894         | 131              |
| Bottled, tonk, or LP gas -----  | 2 214         | 30             | 61           | 300           | 362            | 289            | 671            | 337            | 164           | 155              |
| Electricity -----   | 2 079         | 12             | 64           | 225           | 391            | 382            | 545            | 207            | 253           | 148              |
| Fuel oil, kerosene, etc. -----  | 215           | —              | 9            | 17            | 21             | 58             | 45             | 45             | 37            | 154              |
| Other -----   | 1 078         | 54             | 205          | 204           | 224            | 170            | 165            | 47             | 9             | 108              |



Table B-21. Units in Structure for Owner- and Renter-Occupied Housing Units With a White Householder: 1980

[Data are estimates based on a sample, see Introduction. For meaning of symbols, see Introduction. For definitions of terms, see appendixes A and B]

| Inside SMSA's  | Owner-occupied housing units |                              |                 |                              | Renter-occupied housing units |                              |          |               |              |                |                  |                              |
|--|------------------------------|------------------------------|-----------------|------------------------------|-------------------------------|------------------------------|----------|---------------|--------------|----------------|------------------|------------------------------|
|  | Total                        | 1 unit, detached or attached | 2 or more units | Mobile home or trailer, etc. | Total                         | 1 unit, detached or attached | 2 units  | 3 and 4 units | 5 to 9 units | 10 to 49 units | 50 or more units | Mobile home or trailer, etc. |
| <b>Occupied housing units</b> .....                      | 508 393                      | 448 036                      | 33 213          | 27 144                       | 272 633                       | 82 550                       | 18 995   | 22 064        | 23 876       | 81 522         | 38 293           | 5 333                        |
| Condominium housing units.....                           | 28 663                       | 8 918                        | 19 745          | -                            | 9 034                         | 1 857                        | 125      | 1 411         | 1 105        | 2 931          | 1 605            | -                            |
| <b>HOUSEHOLD TYPE AND AGE OF HOUSEHOLDER</b>             |                              |                              |                 |                              |                               |                              |          |               |              |                |                  |                              |
| <b>Married-couple families</b> .....                     | 371 927                      | 343 000                      | 13 440          | 15 487                       | 89 143                        | 41 163                       | 6 587    | 6 907         | 6 297        | 18 560         | 7 471            | 2 158                        |
| 15 to 24 years.....                                      | 9 842                        | 7 390                        | 507             | 1 945                        | 18 177                        | 5 457                        | 1 327    | 1 876         | 1 428        | 5 406          | 1 911            | 772                          |
| 25 to 34 years.....                                      | 89 561                       | 83 418                       | 2 594           | 3 549                        | 36 340                        | 17 716                       | 3 152    | 3 145         | 2 804        | 6 773          | 2 015            | 735                          |
| 35 to 44 years.....                                      | 89 814                       | 86 073                       | 1 630           | 2 111                        | 13 011                        | 8 126                        | 860      | 649           | 901          | 1 732          | 472              | 271                          |
| 45 to 64 years.....                                      | 138 523                      | 128 328                      | 5 095           | 5 100                        | 13 709                        | 7 452                        | 727      | 719           | 752          | 2 616          | 1 277            | 166                          |
| 65 years and over.....                                   | 44 187                       | 37 791                       | 3 614           | 2 782                        | 7 906                         | 2 412                        | 521      | 518           | 412          | 2 033          | 1 796            | 214                          |
| <b>Male householder, no wife present</b> .....           | 49 022                       | 36 922                       | 7 450           | 4 650                        | 81 093                        | 19 623                       | 4 963    | 6 197         | 7 693        | 29 567         | 11 562           | 1 488                        |
| 15 to 24 years.....                                      | 4 560                        | 2 756                        | 909             | 895                          | 25 018                        | 6 041                        | 1 564    | 1 884         | 2 307        | 9 386          | 3 230            | 606                          |
| 25 to 34 years.....                                      | 17 977                       | 13 591                       | 3 210           | 1 176                        | 32 004                        | 8 778                        | 2 127    | 2 766         | 3 152        | 11 066         | 3 611            | 504                          |
| 35 to 44 years.....                                      | 9 197                        | 7 164                        | 1 243           | 790                          | 9 068                         | 2 105                        | 566      | 586           | 718          | 3 441          | 1 499            | 153                          |
| 45 to 64 years.....                                      | 11 084                       | 8 351                        | 1 515           | 1 218                        | 10 178                        | 1 901                        | 491      | 633           | 1 005        | 4 165          | 1 828            | 155                          |
| 65 years and over.....                                   | 6 204                        | 5 060                        | 573             | 571                          | 4 825                         | 798                          | 215      | 328           | 511          | 1 509          | 1 394            | 70                           |
| <b>Female householder, no husband present</b> .....      | 87 444                       | 68 114                       | 12 323          | 7 007                        | 102 397                       | 21 764                       | 7 445    | 8 960         | 9 886        | 33 395         | 19 260           | 1 687                        |
| 15 to 24 years.....                                      | 2 445                        | 1 255                        | 671             | 519                          | 23 930                        | 4 404                        | 1 792    | 2 110         | 2 661        | 9 033          | 3 558            | 372                          |
| 25 to 34 years.....                                      | 14 896                       | 10 608                       | 2 896           | 1 392                        | 30 400                        | 7 824                        | 2 427    | 3 398         | 3 101        | 9 949          | 3 297            | 404                          |
| 35 to 44 years.....                                      | 14 569                       | 12 102                       | 1 551           | 916                          | 10 390                        | 3 303                        | 820      | 851           | 984          | 3 004          | 1 226            | 202                          |
| 45 to 64 years.....                                      | 27 529                       | 22 112                       | 3 123           | 2 294                        | 15 127                        | 3 187                        | 1 172    | 1 309         | 1 505        | 5 122          | 2 518            | 314                          |
| 65 years and over.....                                   | 28 005                       | 22 037                       | 4 082           | 1 886                        | 22 550                        | 3 046                        | 1 234    | 1 292         | 1 635        | 6 287          | 8 661            | 395                          |
| <b>Median age</b> .....                                  | 45.1                         | 45.0                         | 48.5            | 45.8                         | 31.0                          | 31.8                         | 30.1     | 29.4          | 29.7         | 29.6           | 38.9             | 29.1                         |
| <b>YEAR HOUSEHOLDER MOVED INTO UNIT</b>                  |                              |                              |                 |                              |                               |                              |          |               |              |                |                  |                              |
| 1979 to March 1980.....                                  | 94 562                       | 75 402                       | 10 697          | 8 463                        | 161 287                       | 46 238                       | 10 898   | 13 537        | 14 794       | 51 314         | 21 079           | 3 427                        |
| 1975 to 1978.....  | 168 058                      | 145 864                      | 11 680          | 10 514                       | 78 451                        | 24 590                       | 5 653    | 6 132         | 6 622        | 22 650         | 11 472           | 1 332                        |
| 1970 to 1974.....  | 89 072                       | 78 370                       | 4 763           | 5 939                        | 18 553                        | 5 655                        | 1 365    | 1 334         | 1 398        | 4 432          | 3 979            | 390                          |
| 1960 to 1969.....  | 88 993                       | 83 544                       | 3 393           | 2 056                        | 10 131                        | 3 785                        | 701      | 728           | 763          | 2 437          | 1 582            | 135                          |
| 1959 or earlier.....                                     | 67 708                       | 64 856                       | 2 680           | 172                          | 4 211                         | 2 282                        | 378      | 333           | 299          | 689            | 181              | 49                           |
| <b>ROOMS</b>   |                              |                              |                 |                              |                               |                              |          |               |              |                |                  |                              |
| 1 room.....  | 604                          | 237                          | 204             | 163                          | 9 272                         | 519                          | 195      | 418           | 625          | 4 223          | 3 203            | 89                           |
| 2 rooms.....   | 2 137                        | 826                          | 792             | 519                          | 24 589                        | 1 800                        | 782      | 1 444         | 2 565        | 11 249         | 6 465            | 284                          |
| 3 rooms.....   | 11 424                       | 5 005                        | 3 999           | 2 420                        | 63 773                        | 6 352                        | 2 827    | 4 157         | 6 424        | 28 465         | 14 603           | 945                          |
| 4 rooms.....   | 55 499                       | 34 111                       | 9 841           | 11 547                       | 82 815                        | 17 900                       | 7 796    | 10 105        | 8 890        | 25 972         | 9 811            | 2 341                        |
| 5 rooms.....   | 92 274                       | 75 492                       | 8 227           | 8 555                        | 45 510                        | 20 119                       | 4 149    | 3 998         | 3 435        | 9 085          | 3 389            | 1 335                        |
| 6 rooms.....   | 91 568                       | 84 354                       | 4 724           | 2 490                        | 21 611                        | 14 275                       | 1 917    | 1 270         | 1 504        | 1 789          | 652              | 204                          |
| 7 or more rooms.....                                     | 254 887                      | 248 011                      | 5 426           | 1 450                        | 25 063                        | 21 585                       | 1 329    | 672           | 433          | 739            | 170              | 135                          |
| <b>Median</b> .....                                      | 6.5                          | 6.8                          | 4.7             | 4.4                          | 4.0                           | 5.2                          | 4.2      | 4.0           | 3.8          | 3.4            | 3.1              | 4.1                          |
| <b>PLUMBING FACILITIES BY PERSONS PER ROOM</b>           |                              |                              |                 |                              |                               |                              |          |               |              |                |                  |                              |
| <b>Complete plumbing for exclusive use</b> .....         | 506 926                      | 447 163                      | 32 703          | 27 060                       | 266 926                       | 81 958                       | 18 632   | 21 503        | 22 995       | 79 414         | 37 151           | 5 273                        |
| 0.50 or less.....  | 380 247                      | 334 795                      | 27 375          | 18 077                       | 178 232                       | 51 149                       | 12 173   | 14 133        | 15 542       | 55 302         | 26 762           | 3 171                        |
| 0.51 to 1.00.....  | 121 682                      | 108 470                      | 5 079           | 8 133                        | 81 570                        | 28 284                       | 6 039    | 6 658         | 6 800        | 22 160         | 9 815            | 1 814                        |
| 1.01 to 1.50.....  | 4 238                        | 3 369                        | 192             | 677                          | 5 211                         | 2 008                        | 324      | 569           | 499          | 1 225          | 356              | 230                          |
| 1.51 or more.....  | 759                          | 529                          | 57              | 173                          | 1 913                         | 517                          | 96       | 143           | 154          | 727            | 218              | 58                           |
| <b>Lacking complete plumbing for exclusive use</b> ..... | 1 467                        | 873                          | 510             | 84                           | 5 707                         | 592                          | 363      | 561           | 881          | 2 108          | 1 142            | 60                           |
| 0.50 or less.....  | 1 005                        | 602                          | 360             | 43                           | 3 033                         | 306                          | 212      | 309           | 551          | 1 076          | 544              | 35                           |
| 0.51 to 1.00.....  | 382                          | 230                          | 120             | 32                           | 2 389                         | 206                          | 116      | 235           | 298          | 956            | 560              | 18                           |
| 1.01 to 1.50.....  | 44                           | 28                           | 16              | -                            | 102                           | 31                           | 16       | 7             | 24           | 17             | -                | 7                            |
| 1.51 or more.....  | 36                           | 13                           | 14              | 9                            | 183                           | 49                           | 19       | 10            | 8            | 59             | 38               | -                            |
| <b>BEDROOMS</b>  |                              |                              |                 |                              |                               |                              |          |               |              |                |                  |                              |
| None.....  | 839                          | 368                          | 270             | 201                          | 13 090                        | 824                          | 332      | 606           | 1 059        | 6 004          | 4 162            | 103                          |
| 1.....   | 18 121                       | 9 592                        | 6 239           | 2 290                        | 95 887                        | 10 527                       | 4 396    | 6 344         | 9 949        | 41 887         | 21 928           | 856                          |
| 2.....   | 123 091                      | 90 369                       | 16 941          | 15 781                       | 107 090                       | 29 620                       | 10 435   | 12 572        | 10 179       | 29 991         | 11 200           | 3 093                        |
| 3.....   | 207 210                      | 191 892                      | 6 808           | 8 510                        | 40 810                        | 27 941                       | 3 166    | 2 127         | 2 276        | 3 137          | 916              | 1 247                        |
| 4.....   | 125 635                      | 123 152                      | 2 143           | 340                          | 12 417                        | 10 590                       | 557      | 392           | 361          | 413            | 75               | 29                           |
| 5 or more.....   | 33 497                       | 32 663                       | 812             | 22                           | 3 339                         | 3 048                        | 109      | 23            | 52           | 90             | 12               | 5                            |
| <b>HOUSEHOLD INCOME IN 1979</b>                          |                              |                              |                 |                              |                               |                              |          |               |              |                |                  |                              |
| Less than \$5,000.....                                   | 25 995                       | 20 763                       | 2 026           | 3 206                        | 47 213                        | 9 717                        | 3 060    | 3 613         | 4 858        | 15 179         | 9 459            | 1 327                        |
| \$5,000 to \$9,999.....                                  | 43 598                       | 34 318                       | 4 028           | 5 252                        | 61 689                        | 14 639                       | 4 245    | 5 518         | 5 878        | 20 887         | 8 962            | 1 569                        |
| \$10,000 to \$14,999.....                                | 27 849                       | 21 935                       | 2 687           | 3 227                        | 34 219                        | 9 071                        | 2 393    | 3 027         | 3 566        | 11 013         | 4 470            | 679                          |
| \$15,000 to \$19,999.....                                | 27 336                       | 21 976                       | 2 724           | 2 636                        | 26 513                        | 7 565                        | 2 040    | 2 383         | 2 333        | 8 338          | 3 348            | 506                          |
| \$20,000 to \$24,999.....                                | 68 864                       | 57 922                       | 5 919           | 5 023                        | 42 611                        | 14 571                       | 3 131    | 3 620         | 3 316        | 12 217         | 5 126            | 630                          |
| \$25,000 to \$34,999.....                                | 77 619                       | 69 548                       | 4 298           | 3 773                        | 26 607                        | 10 709                       | 2 017    | 1 928         | 1 941        | 6 742          | 2 897            | 373                          |
| \$35,000 to \$49,999.....                                | 118 413                      | 109 508                      | 5 879           | 3 026                        | 22 447                        | 10 353                       | 1 585    | 1 372         | 1 393        | 5 053          | 2 517            | 174                          |
| \$50,000 or more.....                                    | 76 888                       | 72 671                       | 3 488           | 729                          | 8 021                         | 4 254                        | 405      | 425           | 428          | 1 473          | 999              | 37                           |
| <b>Median</b> .....                                      | 41 831                       | 39 395                       | 2 164           | 272                          | 3 313                         | 1 680                        | 119      | 178           | 163          | 620            | 515              | 38                           |
| <b>Mean</b> .....  | \$23 814                     | \$24 812                     | \$19 249        | \$14 290                     | \$12 003                      | \$15 092                     | \$12 291 | \$11 570      | \$10 843     | \$11 066       | \$10 406         | \$9 200                      |
| <b>SELECTED CHARACTERISTICS</b>                          |                              |                              |                 |                              |                               |                              |          |               |              |                |                  |                              |
| <b>Heating equipment</b> .....                           | 508 322                      | 447 985                      | 33 201          | 27 136                       | 272 455                       | 82 509                       | 18 975   | 22 056        | 23 870       | 81 448         | 38 277           | 5 320                        |
| Steam or hot water system.....                           | 56 818                       | 47 177                       | 9 453           | 188                          | 84 245                        | 5 920                        | 2 162    | 5 824         | 8 786        | 42 724         | 18 663           | 166                          |
| Central warm-air furnace or electric heat pump.....      | 409 377                      | 363 598                      | 20 996          | 24 783                       | 150 183                       | 61 237                       | 14 256   | 12 860        | 11 592       | 30 462         | 15 349           | 4 427                        |
| Other built-in electric units.....                       | 14 411                       | 12 813                       | 1 426           | 172                          | 13 635                        | 2 140                        | 593      | 1 182         | 1 300        | 5 112          | 3 237            | 71                           |
| Floor, wall, or pipeless furnace.....                    | 9 176                        | 8 206                        | 449             | 521                          | 8 512                         | 4 353                        | 655      | 779           | 686          | 1 266          | 610              | 163                          |
| Other means.....   | 18 540                       | 16 191                       | 877             | 1 472                        | 15 880                        | 8 859                        | 1 309    | 1 411         | 1 506        | 1 884          | 418              | 493                          |
| <b>Air conditioning</b> .....                            | 136 793                      | 102 343                      | 20 611          | 13 839                       | 114 238                       | 12 020                       | 2 280    | 5 670         | 9 040        | 54 982         | 27 903           | 2 343                        |
| Central system.....                                      | 74 919                       | 54 801                       | 12 499          | 7 619                        | 49 058                        | 5 298                        | 908      | 2 477         | 4 128        | 20 781         | 14 321           | 1 145                        |
| <b>Vehicles available</b> .....                          | 495 136                      | 437 586                      | 31 429          | 26 121                       | 234 379                       | 76 993                       | 16 924   | 19 392        | 20 362       | 67 655         | 28 308           | 4 745                        |
| 1.....   | 118 694                      | 92 129                       | 15 727          | 10 838                       | 133 608                       | 30 415                       | 9 067    | 11 871        | 13 492       | 45 990         | 20 038           | 2 735                        |
| 2 or more.....   | 376 442                      | 345 457                      | 15 702          | 15 283                       | 100 771                       | 46 578                       | 7 857    | 7 521         | 6 870        | 21 665         | 8 270            | 2 010                        |
| <b>House heating fuel</b> .....                          | 508 322                      | 447 985                      | 33 201          | 27 136                       | 272 455                       | 82 509                       | 18 975   | 22 056        | 23 870       | 81 448         | 38 277           | 5 320                        |
| Utility gas.....   | 456 210                      | 404 396                      | 28 413          | 23 401                       | 223 755                       | 69 574                       | 16 949   | 18 804        | 20 129       | 65 371         | 28 665           | 4 263                        |
| Bottled, tank, or LP gas.....                            | 15 309                       | 11 907                       | 760             | 2 642                        | 7 270                         | 4 375                        | 273      | 283           | 327          | 854            | 461              | 697                          |
| Electricity.....   | 28 435                       | 24 263                       | 3 507           | 665                          | 35 547                        | 6 618                        | 1 600    | 2 678         | 3 021        | 13 188         | 8 129            | 313                          |
| Fuel oil, kerosene, etc.....                             | 1 211                        | 873                          | 239             | 99                           | 2 299                         | 470                          | 94       | 109           | 193          | 845            | 567              | 21                           |
| Other.....   | 7 157                        | 6 546                        |                 |                              |                               |                              |          |               |              |                |                  |                              |

**Table B — 22. Owner- and Renter-Occupied Housing Units With a White Householder by Size of Household: 1980**

[Data are estimates based on a sample, see Introduction. For meaning of symbols, see Introduction. For definitions of terms, see appendixes A and B]

**Inside SMSA's**

|   | Total    | 1 person | 2 persons | 3 persons | 4 persons | 5 persons | 6 persons | 7 persons | 8 or more persons | Median | Total persons |
|---|----------|----------|-----------|-----------|-----------|-----------|-----------|-----------|-------------------|--------|---------------|
| <b>Owner-occupied housing units</b>                                   |          |          |           |           |           |           |           |           |                   |        |               |
| Owner-occupied housing units  | 508 393  | 79 079   | 173 032   | 94 906    | 97 619    | 42 239    | 14 479    | 5 083     | 1 956             | 2.52   | 1 464 300     |
| Nonrelatives present  | 23 526   | -        | 12 119    | 5 046     | 2 970     | 1 884     | 779       | 481       | 247               | 2.47   | 72 168        |
| <b>ROOMS</b>  |          |          |           |           |           |           |           |           |                   |        |               |
| 1 to 3 rooms  | 14 165   | 7 989    | 4 312     | 1 024     | 589       | 171       | 63        | 17        | -                 | 1.39   | 24 060        |
| 4 rooms   | 55 499   | 20 724   | 24 008    | 6 434     | 3 072     | 946       | 216       | 81        | 18                | 1.79   | 108 485       |
| 5 rooms   | 92 274   | 21 780   | 40 000    | 14 931    | 10 517    | 3 534     | 1 070     | 345       | 97                | 2.11   | 217 643       |
| 6 rooms   | 91 568   | 13 170   | 36 533    | 18 684    | 15 666    | 5 478     | 1 468     | 437       | 132               | 2.39   | 247 047       |
| 7 rooms   | 88 682   | 7 250    | 29 236    | 19 365    | 20 726    | 8 260     | 2 583     | 983       | 279               | 2.91   | 274 663       |
| 8 or more rooms   | 166 205  | 8 166    | 38 943    | 34 468    | 47 049    | 23 850    | 9 079     | 3 220     | 1 430             | 3.53   | 592 402       |
| Median  | 6.5      | 5.0      | 6.0       | 6.8       | 7.4       | 7.8       | 8.1       | 8.2       | 8.5+              | ...    | ...           |
| <b>PLUMBING FACILITIES BY PERSONS PER ROOM</b>                        |          |          |           |           |           |           |           |           |                   |        |               |
| <b>Complete plumbing for exclusive use</b>                            |          |          |           |           |           |           |           |           |                   |        |               |
| 1.00 or less  | 506 926  | 78 495   | 172 551   | 94 746    | 97 461    | 42 220    | 14 452    | 5 052     | 1 949             | 2.53   | 1 460 889     |
| 1.01 to 1.50  | 501 929  | 78 495   | 172 427   | 94 481    | 96 901    | 41 103    | 13 121    | 4 190     | 1 211             | 2.50   | 1 431 928     |
| 1.51 or more  | 4 238    | -        | -         | 201       | 469       | 946       | 1 268     | 766       | 588               | 5.90   | 24 886        |
| Lacking complete plumbing for exclusive use                           | 759      | -        | 124       | 64        | 91        | 171       | 63        | 96        | 150               | 5.09   | 4 075         |
| 1.00 or less  | 1 467    | 584      | 481       | 160       | 158       | 19        | 27        | 31        | 7                 | 1.81   | 3 411         |
| 1.01 to 1.50  | 1 387    | 584      | 481       | 152       | 129       | 19        | 9         | 13        | -                 | 1.73   | 2 948         |
| 1.51 or more  | 44       | -        | -         | 8         | 10        | -         | 18        | 16        | -                 | 6.17   | 277           |
| Median  | 36       | -        | -         | 8         | 19        | -         | -         | 2         | 7                 | 4.03   | 186           |
| <b>UNITS IN STRUCTURE</b>   |          |          |           |           |           |           |           |           |                   |        |               |
| 1, detached or attached   | 448 036  | 57 232   | 150 045   | 87 374    | 92 925    | 40 210    | 13 605    | 4 791     | 1 854             | 2.69   | 1 325 609     |
| 2 or more   | 33 213   | 14 296   | 12 175    | 3 347     | 1 903     | 819       | 433       | 176       | 64                | 1.69   | 71 899        |
| Mobile home or trailer, etc.  | 27 144   | 7 551    | 10 812    | 4 185     | 2 791     | 1 210     | 441       | 116       | 38                | 2.06   | 66 792        |
| <b>VALUE</b>  |          |          |           |           |           |           |           |           |                   |        |               |
| <b>Specified owner-occupied housing units</b>                         |          |          |           |           |           |           |           |           |                   |        |               |
| Less than \$10,000  | 409 745  | 50 267   | 135 969   | 80 283    | 86 981    | 37 640    | 12 513    | 4 366     | 1 726             | 2.73   | 1 212 243     |
| \$10,000 to \$19,999  | 1 491    | 582      | 590       | 158       | 78        | 51        | 15        | 5         | 5                 | 1.78   | 3 071         |
| \$20,000 to \$29,999  | 5 679    | 1 979    | 2 277     | 590       | 438       | 246       | 91        | 25        | 33                | 1.88   | 12 258        |
| \$30,000 to \$39,999  | 14 736   | 4 486    | 5 504     | 2 151     | 1 399     | 632       | 303       | 207       | 54                | 2.02   | 32 108        |
| \$40,000 to \$49,999  | 24 019   | 5 838    | 9 418     | 3 787     | 2 967     | 1 241     | 490       | 211       | 67                | 2.16   | 57 259        |
| \$50,000 to \$59,999  | 43 372   | 7 939    | 16 264    | 7 614     | 6 833     | 3 106     | 961       | 460       | 195               | 2.35   | 114 161       |
| \$60,000 to \$69,999  | 61 316   | 9 048    | 21 955    | 12 024    | 11 077    | 4 788     | 1 582     | 611       | 231               | 2.48   | 173 627       |
| \$70,000 to \$79,999  | 135 387  | 13 275   | 44 321    | 28 544    | 30 607    | 12 635    | 4 224     | 1 284     | 497               | 2.85   | 411 024       |
| \$80,000 to \$99,999  | 64 036   | 4 148    | 18 655    | 13 628    | 16 872    | 7 335     | 2 333     | 745       | 320               | 3.18   | 207 428       |
| \$100,000 to \$149,999  | 43 237   | 2 197    | 12 156    | 8 595     | 12 284    | 5 485     | 1 767     | 552       | 201               | 3.35   | 144 529       |
| \$150,000 or more   | 16 472   | 775      | 4 829     | 3 192     | 4 426     | 2 121     | 747       | 259       | 123               | 3.32   | 56 778        |
| Median  | \$67 200 | \$54 200 | \$64 600  | \$69 000  | \$73 100  | \$73 400  | \$72 500  | \$69 500  | \$69 400          | ...    | ...           |
| <b>SELECTED CHARACTERISTICS</b>                                       |          |          |           |           |           |           |           |           |                   |        |               |
| <b>All income levels in 1979</b>                                      |          |          |           |           |           |           |           |           |                   |        |               |
| Median income   | 508 393  | 79 079   | 173 032   | 94 906    | 97 619    | 42 239    | 14 479    | 5 083     | 1 956             | 2.52   | 1 464 300     |
| Median selected monthly owner costs as percentage of household income | \$23 814 | \$12 100 | \$23 000  | \$26 594  | \$27 328  | \$28 647  | \$29 324  | \$30 972  | \$31 601          | ...    | ...           |
| With a mortgage   | 18.8     | 25.0     | 16.3      | 18.2      | 19.9      | 19.2      | 18.5      | 17.7      | 17.5              | ...    | ...           |
| Not mortgaged   | 20.7     | 28.8     | 19.7      | 19.9      | 20.8      | 19.9      | 19.3      | 18.9      | 18.4              | ...    | ...           |
| Income in 1979 below poverty level                                    | 10.6     | 19.7     | 10-       | 10-       | 10-       | 10-       | 10-       | 10-       | 10-               | ...    | ...           |
| Median income   | 22 734   | 9 057    | 5 422     | 2 879     | 2 787     | 1 522     | 609       | 275       | 183               | 1.93   | ...           |
| Median selected monthly owner costs as percentage of household income | \$3 192  | \$2 725  | \$3 073   | \$3 282   | \$4 466   | \$5 660   | \$6 439   | \$6 702   | \$8 494           | ...    | ...           |
| With a mortgage   | 50+      | 50+      | 50+       | 50+       | 50+       | 50+       | 50+       | 50+       | 50+               | ...    | ...           |
| Not mortgaged   | 44.6     | 46.8     | 43.5      | 43.7      | 27.9      | 26.6      | 30.5      | 10-       | 24.6              | ...    | ...           |
| <b>Renter-occupied housing units</b>                                  |          |          |           |           |           |           |           |           |                   |        |               |
| Renter-occupied housing units   | 272 633  | 111 214  | 85 105    | 37 846    | 22 792    | 9 916     | 3 491     | 1 650     | 619               | 1.79   | 564 155       |
| Nonrelatives present  | 45 835   | -        | 29 571    | 9 621     | 3 914     | 1 620     | 603       | 411       | 95                | 2.27   | 117 851       |
| <b>ROOMS</b>  |          |          |           |           |           |           |           |           |                   |        |               |
| 1 room  | 9 272    | 8 181    | 913       | 113       | 54        | 11        | -         | -         | -                 | 1.07   | 10 259        |
| 2 rooms   | 24 589   | 18 635   | 4 643     | 947       | 257       | 81        | 7         | 7         | 12                | 1.16   | 32 252        |
| 3 rooms   | 63 773   | 43 145   | 16 428    | 2 894     | 950       | 243       | 58        | 55        | -                 | 1.24   | 88 801        |
| 4 rooms   | 82 815   | 27 960   | 34 642    | 13 184    | 5 104     | 1 430     | 306       | 143       | 46                | 1.89   | 165 099       |
| 5 rooms   | 45 510   | 8 812    | 17 035    | 9 731     | 6 431     | 2 372     | 714       | 326       | 89                | 2.32   | 115 431       |
| 6 rooms   | 21 611   | 2 596    | 6 385     | 5 171     | 4 155     | 2 102     | 768       | 339       | 95                | 2.85   | 64 967        |
| 7 or more rooms   | 25 063   | 1 885    | 5 059     | 5 806     | 5 841     | 3 677     | 1 638     | 780       | 377               | 3.46   | 87 346        |
| Median  | 4.0      | 3.2      | 4.1       | 4.7       | 5.3       | 5.9       | 6.4       | 6.4       | 7.0               | ...    | ...           |
| <b>PLUMBING FACILITIES BY PERSONS PER ROOM</b>                        |          |          |           |           |           |           |           |           |                   |        |               |
| <b>Complete plumbing for exclusive use</b>                            |          |          |           |           |           |           |           |           |                   |        |               |
| 1.00 or less  | 266 926  | 107 668  | 83 740    | 37 400    | 22 620    | 9 829     | 3 452     | 1 614     | 603               | 1.81   | 555 005       |
| 1.01 to 1.50  | 259 802  | 107 668  | 82 928    | 36 372    | 21 399    | 8 113     | 2 393     | 765       | 164               | 1.77   | 521 932       |
| 1.51 or more  | 5 211    | -        | -         | 929       | 933       | 1 393     | 998       | 657       | 301               | 5.03   | 25 757        |
| Lacking complete plumbing for exclusive use                           | 1 913    | -        | 812       | 99        | 288       | 323       | 61        | 192       | 138               | 3.66   | 7 316         |
| 1.00 or less  | 5 707    | 3 546    | 1 365     | 446       | 172       | 87        | 39        | 36        | 16                | 1.30   | 9 150         |
| 1.01 to 1.50  | 5 422    | 3 546    | 1 264     | 414       | 132       | 38        | 13        | 15        | -                 | 1.26   | 8 109         |
| 1.51 or more  | 102      | -        | -         | 18        | 17        | 37        | 22        | 8         | -                 | 4.93   | 510           |
| Median  | 183      | -        | 101       | 14        | 23        | 12        | 4         | 13        | 16                | 2.41   | 531           |
| <b>UNITS IN STRUCTURE</b>   |          |          |           |           |           |           |           |           |                   |        |               |
| 1, detached or attached   | 82 550   | 16 467   | 25 675    | 16 973    | 12 851    | 6 299     | 2 572     | 1 184     | 529               | 2.47   | 226 206       |
| 2   | 18 995   | 6 025    | 6 705     | 3 421     | 1 721     | 778       | 203       | 114       | 28                | 2.02   | 42 379        |
| 3 and 4   | 22 064   | 8 286    | 7 527     | 3 644     | 1 629     | 604       | 196       | 146       | 32                | 1.86   | 45 413        |
| 5 to 9  | 23 876   | 11 180   | 6 985     | 2 994     | 1 641     | 860       | 157       | 43        | 16                | 1.61   | 45 524        |
| 10 to 49  | 81 522   | 43 467   | 25 762    | 7 589     | 3 418     | 926       | 250       | 100       | 10                | 1.44   | 135 531       |
| 50 or more  | 38 293   | 24 006   | 10 697    | 2 287     | 1 003     | 228       | 35        | 37        | -                 | 1.30   | 57 235        |
| Mobile home or trailer, etc.  | 5 333    | 1 783    | 1 754     | 938       | 529       | 221       | 78        | 26        | 4                 | 2.00   | 11 867        |
| <b>GROSS RENT</b>   |          |          |           |           |           |           |           |           |                   |        |               |
| <b>Specified renter-occupied housing units</b>                        |          |          |           |           |           |           |           |           |                   |        |               |
| Less than \$100   | 264 926  | 109 781  | 82 569    | 36 557    | 21 398    | 9 310     | 3 239     | 1 508     | 564               | 1.77   | 543 167       |
| \$100 to \$149  | 10 764   | 8 519    | 1 166     | 567       | 309       | 150       | 33        | 16        | 4                 | 1.13   | 14 595        |
| \$150 to \$199  | 16 932   | 12 076   | 3 320     | 816       | 365       | 240       | 59        | 48        | 8                 | 1.20   | 23 781        |
| \$200 to \$249  | 37 055   | 22 380   | 9 735     | 2 948     | 1 274     | 447       | 128       | 115       | 28                | 1.33   | 58 772        |
| \$250 to \$299  | 55 564   | 28 711   | 16 419    | 5 698     | 2 965     | 1 247     | 289       | 181       | 54                | 1.47   | 99 139        |
| \$300 to \$349  | 45 272   | 18 006   | 16 599    | 6 037     | 2 967     | 1 156     | 380       | 97        | 30                | 1.78   | 89 455        |
| \$350 to \$399  | 33 236   | 9 163    | 13 533    | 5 926     | 3 061     | 948       | 364       | 175       | 66                | 2.05   | 73 302        |
| \$400 to \$499  | 19 764   | 3 778    | 7 877     | 4 302     | 2 304     | 909       | 342       | 167       | 85                | 2.27   | 49 310        |
| \$500 or more   | 22 883   | 3 186    | 7 558     | 5 249     | 3 878     | 1 758     | 765       | 361       | 128               | 2.63   | 65 332        |
| No cash rent  | 15 723   | 1 521    | 3 743     | 3 961     | 3 302     | 1 962     | 749       | 331       | 154               | 3.16   | 51 078        |
| Median  | 7 733    | 2 441    | 2 619     | 1 053     | 973       | 493       | 130       | 17        | 7                 | 2.04   | 18 403        |
| Median  | \$259    | \$216    | \$278     | \$314     | \$338     | \$362     | \$394     | \$384     | \$403             | ...    | ...           |
| <b>SELECTED CHARACTERISTICS</b>                                       |          |          |           |           |           |           |           |           |                   |        |               |
| <b>All income levels in 1979</b>                                      |          |          |           |           |           |           |           |           |                   |        |               |
| Median income   | 272 633  | 111 214  | 85 105    | 37 846    | 22 792    | 9 916     | 3 491     | 1 650     | 619               | 1.79   | 564 155       |
| Median gross rent as percentage of household income                   | \$12 003 | \$8 707  | \$14 290  | \$14 660  | \$15 837  | \$16 931  | \$17 163  | \$17 337  | \$20 642          | ...    | ...           |
| Income in 1979 below poverty level                                    | 26.3     | 28.7     | 23.8      | 26.1      | 26.1      | 25.2      | 26.3      | 26.3      | 22.8              | ...    | ...           |
| Median income   | 46 476   | 20 722   | 11 515    | 6 706     | 4 183     | 1 925     | 730       | 532       | 163               | 1.72   | ...           |
| Median gross rent as percentage of household income                   | \$3 458  | \$2 637  | \$3 892   | \$4 480   | \$5 250   | \$6 187   | \$6 966   | \$8 423   | \$8 862           | ...    | ...           |
| Median  | 50+      | 50+      | 50+       | 50+       | 50+       | 50+       | 50+       | 50+       | 50+               | ...    | ...           |





**Table B—24. Age and Sex of Householder in One-Person Households for Owner- and Renter-Occupied Housing Units With a White Householder: 1980**

[Data are estimates based on a sample, see Introduction. For meaning of symbols, see Introduction. For definitions of terms, see appendixes A and B.]

|   | Male householder |                |                |                |                |                   | Female householder |                |                |                |                |                   |         |
|---|------------------|----------------|----------------|----------------|----------------|-------------------|--------------------|----------------|----------------|----------------|----------------|-------------------|---------|
|   | Total            | 15 to 24 years | 25 to 34 years | 35 to 44 years | 45 to 64 years | 65 years and over | Total              | 15 to 24 years | 25 to 34 years | 35 to 44 years | 45 to 64 years | 65 years and over |         |
| <b>Inside SMSA's</b>  |                  |                |                |                |                |                   |                    |                |                |                |                |                   |         |
| <b>Owner-occupied housing units</b> .....   | 79 079           | 30 323         | 2 421          | 10 679         | 5 429          | 6 929             | 4 865              | 48 756         | 1 170          | 6 327          | 3 584          | 15 284            | 22 391  |
| <b>PLUMBING FACILITIES</b>  |                  |                |                |                |                |                   |                    |                |                |                |                |                   |         |
| Complete plumbing for exclusive use .....   | 78 495           | 30 036         | 2 411          | 10 577         | 5 381          | 6 843             | 4 824              | 48 459         | 1 170          | 6 281          | 3 569          | 15 238            | 22 201  |
| Locking complete plumbing for exclusive use .....                                   | 584              | 287            | 10             | 102            | 48             | 86                | 41                 | 297            | —              | 46             | 15             | 46                | 190     |
| <b>UNITS IN STRUCTURE</b>   |                  |                |                |                |                |                   |                    |                |                |                |                |                   |         |
| 1, detached or attached .....   | 57 232           | 21 843         | 1 269          | 7 587          | 4 087          | 4 983             | 3 917              | 35 389         | 472            | 3 781          | 2 414          | 11 407            | 17 315  |
| 2 or more .....   | 14 296           | 5 274          | 569            | 2 276          | 892            | 1 063             | 474                | 9 022          | 409            | 1 991          | 895            | 2 351             | 3 376   |
| Mobile home or trailer, etc. ....   | 7 551            | 3 206          | 583            | 816            | 450            | 883               | 474                | 4 345          | 289            | 555            | 275            | 1 526             | 1 700   |
| <b>HOUSEHOLD INCOME IN 1979</b>   |                  |                |                |                |                |                   |                    |                |                |                |                |                   |         |
| Less than \$5,000 .....   | 15 705           | 3 142          | 425            | 533            | 223            | 611               | 1 350              | 12 563         | 203            | 361            | 282            | 2 735             | 8 982   |
| \$5,000 to \$9,999 .....  | 16 973           | 4 021          | 357            | 838            | 242            | 841               | 1 743              | 12 952         | 317            | 911            | 358            | 3 541             | 7 825   |
| \$10,000 to \$12,499 .....  | 8 169            | 2 548          | 462            | 825            | 321            | 486               | 454                | 5 621          | 244            | 818            | 402            | 2 239             | 1 918   |
| \$12,500 to \$14,999 .....  | 6 662            | 2 455          | 278            | 1 135          | 351            | 449               | 242                | 4 207          | 138            | 849            | 501            | 1 743             | 976     |
| \$15,000 to \$19,999 .....  | 12 535           | 5 821          | 576            | 2 708          | 963            | 1 210             | 364                | 6 714          | 179            | 1 961          | 917            | 2 415             | 1 242   |
| \$20,000 to \$24,999 .....  | 8 369            | 4 968          | 227            | 2 243          | 1 124          | 1 125             | 249                | 3 401          | 69             | 892            | 606            | 1 299             | 535     |
| \$25,000 to \$34,999 .....  | 6 798            | 4 425          | 68             | 1 646          | 1 299          | 1 203             | 209                | 2 373          | 13             | 401            | 414            | 966               | 579     |
| \$35,000 to \$49,999 .....  | 2 169            | 1 628          | 18             | 480            | 452            | 540               | 138                | 541            | —              | 82             | 68             | 202               | 189     |
| \$50,000 or more .....  | 1 699            | 1 315          | 10             | 271            | 454            | 464               | 116                | 384            | 7              | 52             | 36             | 144               | 145     |
| Median .....  | \$12 100         | \$17 379       | \$12 319       | \$18 618       | \$22 113       | \$19 445          | \$7 741            | \$9 529        | \$10 666       | \$15 468       | \$16 186       | \$11 525          | \$6 173 |
| Mean .....  | \$14 816         | \$20 117       | \$12 580       | \$20 107       | \$26 891       | \$23 255          | \$11 859           | \$11 520       | \$10 804       | \$15 739       | \$16 911       | \$13 033          | \$8 469 |
| <b>MORTGAGE STATUS AND SELECTED MONTHLY OWNER COSTS</b>                             |                  |                |                |                |                |                   |                    |                |                |                |                |                   |         |
| <b>Specified owner-occupied housing units</b> .....                                 | 50 267           | 18 892         | 1 105          | 6 706          | 3 355          | 4 264             | 3 462              | 31 375         | 366            | 3 083          | 1 981          | 9 932             | 16 013  |
| <b>With a mortgage</b> .....  | 27 767           | 14 053         | 971            | 6 365          | 3 098          | 2 932             | 687                | 13 714         | 319            | 2 914          | 1 780          | 5 648             | 3 053   |
| Less than \$200 .....   | 3 458            | 1 111          | 56             | 235            | 153            | 388               | 279                | 2 347          | 17             | 73             | 72             | 1 090             | 1 095   |
| \$200 to \$249 .....  | 3 627            | 1 133          | 40             | 243            | 256            | 446               | 148                | 2 494          | 22             | 221            | 225            | 1 301             | 725     |
| \$250 to \$299 .....  | 3 049            | 1 194          | 84             | 470            | 168            | 371               | 101                | 1 855          | 37             | 225            | 272            | 958               | 363     |
| \$300 to \$349 .....  | 2 873            | 1 444          | 126            | 625            | 248            | 381               | 64                 | 1 429          | 11             | 348            | 248            | 601               | 221     |
| \$350 to \$399 .....  | 3 049            | 1 404          | 132            | 688            | 339            | 226               | 19                 | 1 645          | 78             | 503            | 268            | 553               | 243     |
| \$400 to \$499 .....  | 4 775            | 2 831          | 226            | 1 482          | 599            | 480               | 44                 | 1 944          | 109            | 680            | 291            | 618               | 246     |
| \$500 to \$599 .....  | 3 244            | 2 184          | 127            | 1 276          | 491            | 270               | 20                 | 1 060          | 45             | 431            | 204            | 270               | 110     |
| \$600 to \$749 .....  | 2 493            | 1 854          | 154            | 975            | 498            | 227               | —                  | 639            | —              | 322            | 132            | 139               | 46      |
| \$750 or more .....   | 1 199            | 898            | 26             | 371            | 346            | 143               | 12                 | 301            | —              | 111            | 68             | 118               | 4       |
| Median .....  | \$364            | \$424          | \$420          | \$460          | \$459          | \$334             | \$222              | \$306          | \$396          | \$416          | \$364          | \$273             | \$230   |
| <b>Not mortgaged</b> .....  | 22 500           | 4 839          | 134            | 341            | 257            | 1 332             | 2 775              | 17 661         | 47             | 169            | 201            | 4 284             | 12 960  |
| Less than \$50 .....  | 262              | 150            | 23             | 31             | 24             | 32                | 40                 | 112            | —              | —              | —              | 46                | 66      |
| \$50 to \$74 .....  | 1 778            | 504            | 17             | 45             | 52             | 151               | 239                | 1 274          | 5              | 12             | 19             | 280               | 958     |
| \$75 to \$99 .....  | 5 720            | 1 310          | 46             | 72             | 53             | 375               | 764                | 4 410          | 21             | 86             | 30             | 847               | 3 426   |
| \$100 to \$124 .....  | 6 338            | 1 270          | 31             | 97             | 51             | 304               | 787                | 5 068          | 5              | 37             | 36             | 1 126             | 3 864   |
| \$125 to \$149 .....  | 3 937            | 665            | 6              | 35             | 30             | 182               | 412                | 3 272          | —              | 19             | 40             | 939               | 2 274   |
| \$150 to \$199 .....  | 3 134            | 565            | —              | 32             | 25             | 178               | 330                | 2 569          | 9              | 13             | 39             | 755               | 1 753   |
| \$200 to \$249 .....  | 747              | 195            | 6              | 17             | 12             | 45                | 115                | 552            | 7              | —              | 20             | 159               | 366     |
| \$250 or more .....   | 584              | 180            | 5              | 12             | 10             | 65                | 88                 | 404            | —              | 2              | 17             | 132               | 253     |
| Median .....  | \$114            | \$109          | \$90           | \$106          | \$100          | \$109             | \$111              | \$115          | \$97           | \$96           | \$135          | \$122             | \$113   |
| <b>SELECTED CHARACTERISTICS</b>   |                  |                |                |                |                |                   |                    |                |                |                |                |                   |         |
| Median selected monthly owner costs as percentage of household income in 1979 ..... | 25.0             | 24.2           | 35.4           | 28.6           | 23.6           | 16.7              | 20.0               | 25.7           | 42.0           | 30.9           | 26.2           | 23.0              | 25.6    |
| With a mortgage .....   | 28.8             | 26.9           | 36.7           | 29.2           | 24.2           | 19.4              | 34.1               | 30.9           | 44.9           | 31.6           | 27.5           | 27.7              | 40.7    |
| Not mortgaged .....   | 19.7             | 14.3           | 10.9           | 10—            | 10—            | 10—               | 18.2               | 21.2           | 15.0           | 10—            | 13.9           | 15.4              | 23.3    |
| <b>Income in 1979 below poverty level</b> .....                                     | 9 057            | 1 958          | 330            | 397            | 178            | 483               | 570                | 7 099          | 150            | 283            | 242            | 2 068             | 4 356   |
| Percent below poverty level .....   | 11.5             | 6.5            | 13.6           | 3.7            | 3.3            | 7.0               | 11.7               | 14.6           | 12.8           | 4.5            | 6.8            | 13.5              | 19.5    |
| <b>Renter-occupied housing units</b> .....  | 111 214          | 50 474         | 11 753         | 19 871         | 6 267          | 8 206             | 4 377              | 60 740         | 10 540         | 15 175         | 3 845          | 10 564            | 20 616  |
| <b>PLUMBING FACILITIES</b>  |                  |                |                |                |                |                   |                    |                |                |                |                |                   |         |
| Complete plumbing for exclusive use .....   | 107 668          | 48 222         | 11 288         | 19 256         | 6 046          | 7 580             | 4 052              | 59 446         | 10 285         | 14 915         | 3 781          | 10 337            | 20 128  |
| Locking complete plumbing for exclusive use .....                                   | 3 546            | 2 252          | 465            | 615            | 221            | 626               | 325                | 1 294          | 255            | 260            | 64             | 227               | 488     |
| <b>UNITS IN STRUCTURE</b>   |                  |                |                |                |                |                   |                    |                |                |                |                |                   |         |
| 1, detached or attached .....   | 16 467           | 8 266          | 1 659          | 3 722          | 994            | 1 205             | 686                | 8 201          | 1 201          | 2 446          | 608            | 1 505             | 2 441   |
| 2 .....   | 6 025            | 2 543          | 588            | 1 166          | 323            | 340               | 126                | 3 482          | 629            | 1 004          | 238            | 625               | 986     |
| 3 and 4 .....   | 8 286            | 3 636          | 820            | 1 633          | 401            | 472               | 310                | 4 650          | 832            | 1 518          | 285            | 852               | 1 163   |
| 5 to 9 .....  | 11 180           | 5 291          | 1 314          | 2 114          | 536            | 859               | 468                | 5 889          | 1 330          | 1 518          | 400            | 1 154             | 1 487   |
| 10 to 49 .....  | 43 467           | 21 244         | 5 346          | 8 243          | 2 698          | 3 571             | 1 386              | 22 223         | 4 558          | 6 301          | 1 468          | 4 083             | 5 813   |
| 50 or more .....  | 24 006           | 8 549          | 1 710          | 2 668          | 1 201          | 1 639             | 1 331              | 15 457         | 1 912          | 2 282          | 775            | 2 109             | 8 379   |
| Mobile home or trailer, etc. ....   | 1 783            | 945            | 316            | 325            | 114            | 120               | 70                 | 838            | 78             | 106            | 71             | 236               | 347     |
| <b>HOUSEHOLD INCOME IN 1979</b>   |                  |                |                |                |                |                   |                    |                |                |                |                |                   |         |
| Less than \$5,000 .....   | 32 130           | 10 585         | 3 058          | 2 711          | 810            | 1 886             | 2 120              | 21 545         | 3 814          | 2 130          | 939            | 3 356             | 11 306  |
| \$5,000 to \$9,999 .....  | 31 124           | 12 770         | 4 099          | 4 772          | 971            | 1 629             | 1 299              | 18 354         | 4 110          | 4 526          | 854            | 3 029             | 5 835   |
| \$10,000 to \$12,499 .....  | 15 040           | 6 855          | 1 920          | 3 180          | 731            | 869               | 155                | 8 185          | 1 497          | 3 539          | 617            | 1 310             | 1 222   |
| \$12,500 to \$14,999 .....  | 9 727            | 4 791          | 994            | 2 383          | 580            | 624               | 210                | 4 936          | 573            | 2 130          | 456            | 1 022             | 755     |
| \$15,000 to \$19,999 .....  | 12 407           | 7 479          | 1 187          | 3 771          | 1 142          | 1 110             | 269                | 4 928          | 439            | 2 162          | 580            | 965               | 782     |
| \$20,000 to \$24,999 .....  | 5 678            | 4 021          | 339            | 1 884          | 861            | 817               | 120                | 1 657          | 51             | 489            | 273            | 495               | 349     |
| \$25,000 to \$34,999 .....  | 3 325            | 2 476          | 77             | 887            | 743            | 679               | 90                 | 849            | 25             | 165            | 104            | 302               | 253     |
| \$35,000 to \$49,999 .....  | 1 036            | 885            | 36             | 160            | 261            | 354               | 74                 | 151            | 12             | 12             | 5              | 58                | 64      |
| \$50,000 or more .....  | 747              | 612            | 43             | 123            | 168            | 238               | 40                 | 135            | 19             | 22             | 17             | 27                | 50      |
| Median .....  | \$8 707          | \$10 686       | \$8 284        | \$11 928       | \$15 147       | \$11 692          | \$5 213            | \$7 292        | \$6 741        | \$10 658       | \$10 525       | \$8 222           | \$4 737 |
| Mean .....  | \$10 357         | \$12 551       | \$9 254        | \$12 837       | \$17 327       | \$15 123          | \$8 440            | \$8 534        | \$7 140        | \$10 855       | \$10 901       | \$9 456           | \$6 625 |
| <b>GROSS RENT</b>   |                  |                |                |                |                |                   |                    |                |                |                |                |                   |         |
| <b>Specified renter-occupied housing units</b> .....                                | 109 781          | 49 658         | 11 581         | 19 559         | 6 169          | 8 058             | 4 291              | 60 123         | 10 443         | 15 007         | 3 822          | 10 449            | 20 402  |
| Less than \$100 .....   | 8 519            | 2 624          | 236            | 410            | 216            | 859               | 903                | 5 895          | 150            | 212            | 150            | 963               | 4 420   |
| \$100 to \$149 .....  | 12 076           | 5 557          | 982            | 1 605          | 623            | 1 316             | 1 031              | 6 519          | 721            | 895            | 269            | 1 162             | 3 472   |
| \$150 to \$199 .....  | 22 380           | 10 273         | 2 679          | 3 950          | 1 070          | 1 780             | 794                | 12 107         | 2 588          | 2 670          | 517            | 2 283             | 4 049   |
| \$200 to \$249 .....  | 28 711           | 13 152         | 4 103          | 5 146          | 1 638          | 1 731             | 534                | 15 559         | 4 065          | 4 572          | 1 054          | 2 431             | 3 437   |
| \$250 to \$299 .....  | 18 006           | 8 283          | 1 858          | 3 958          | 1 116          | 994               | 357                | 9 723          | 1 735          | 3 572          | 933            | 1 577             | 1 906   |
| \$300 to \$349 .....  | 9 163            | 4 278          | 793            | 2 181          | 596            | 553               | 155                | 4 885          | 708            | 1 738          | 422            | 954               | 1 063   |
| \$350 to \$399 .....  | 3 778            | 1 830          | 304            | 829            | 317            | 274               | 106                | 1 948          | 160            | 560            | 257            | 480               | 491     |
| \$400 to \$499 .....  | 3 186            | 1 631          | 259            | 729            | 321            | 244               | 78                 | 1 555          | 136            | 514            | 133            | 296               | 476     |
| \$500 or more .....   | 1 521            | 854            | 101            | 386            | 158            | 156               | 53                 | 667            | 72             | 140            | 47             | 82                | 326     |
| No cash rent .....  | 2 441            | 1 176          | 266            | 365            | 114            | 151               | 280                | 1 265          | 108            | 134            | 40             | 221               | 762     |
| Median .....  | \$216            | \$220          | \$219          | \$234          | \$234          | \$200             | \$153              | \$214          | \$218          | \$239          | \$244          | \$213             | \$175   |
| <b>SELECTED CHARACTERISTICS</b>   |                  |                |                |                |                |                   |                    |                |                |                |                |                   |         |
| Median gross rent as percentage of household income in 1979 .....                   | 28.7             | 24.8           | 32.3           | 24.1           | 19.1           | 20.6              | 29.9               | 31.7           | 39.1           | 28.2           | 27.8           | 29.4              | 34.9    |
| Income in 1979 below poverty level .....  | 20 722           | 7 148          | 2 327          | 1 830          | 547            | 1 334             | 1 110              | 13 574         | 2 890          | 1 497          | 677            | 2 543             | 5 967   |
| Percent below poverty level .....   | 18.6             | 14.2           | 19.8           | 9.2            | 8.7            | 16.3              | 25.4               | 22.3           | 27.4           | 9.9            | 17.6           | 24.1              | 28.9    |



Table B—26. Gross Rent of Renter-Occupied Housing Units With a Black Householder: 1980

[Data are estimates based on a sample, see Introduction. For meaning of symbols, see Introduction. For definitions of terms, see appendixes A and B.]

| Inside SMSA's   | Total         | Less than \$100 | \$100 to \$149 | \$150 to \$199 | \$200 to \$249 | \$250 to \$299 | \$300 to \$349 | \$350 to \$399 | \$400 to \$499 | \$500 or more | No cash rent | Median (dollars) |
|---|---------------|-----------------|----------------|----------------|----------------|----------------|----------------|----------------|----------------|---------------|--------------|------------------|
| <b>Specified renter-occupied housing units</b> .....                      | <b>19 220</b> | <b>1 579</b>    | <b>1 206</b>   | <b>3 191</b>   | <b>4 812</b>   | <b>3 340</b>   | <b>1 890</b>   | <b>1 273</b>   | <b>1 085</b>   | <b>602</b>    | <b>242</b>   | <b>235</b>       |
| <b>HOUSEHOLD TYPE AND AGE OF HOUSEHOLDER</b>                              |               |                 |                |                |                |                |                |                |                |               |              |                  |
| <b>Married-couple families</b> .....                                      | <b>5 387</b>  | <b>130</b>      | <b>151</b>     | <b>668</b>     | <b>1 437</b>   | <b>902</b>     | <b>547</b>     | <b>487</b>     | <b>550</b>     | <b>350</b>    | <b>165</b>   | <b>262</b>       |
| 15 to 24 years.....   | 1 417         | 33              | 25             | 279            | 590            | 250            | 79             | 69             | 53             | 16            | 23           | 222              |
| 25 to 34 years.....   | 2 298         | 16              | 76             | 209            | 579            | 351            | 282            | 219            | 308            | 162           | 96           | 274              |
| 35 to 44 years.....   | 983           | 28              | 11             | 91             | 189            | 163            | 109            | 117            | 130            | 111           | 34           | 298              |
| 45 to 64 years.....   | 497           | 32              | 15             | 51             | 56             | 79             | 64             | 68             | 59             | 61            | 12           | 307              |
| 65 years and over.....  | 192           | 21              | 24             | 38             | 23             | 59             | 13             | 14             | —              | —             | —            | 217              |
| <b>Male householder, no wife present</b> .....                            | <b>5 620</b>  | <b>222</b>      | <b>415</b>     | <b>1 185</b>   | <b>1 689</b>   | <b>999</b>     | <b>574</b>     | <b>239</b>     | <b>154</b>     | <b>115</b>    | <b>28</b>    | <b>226</b>       |
| 15 to 24 years.....   | 1 279         | 29              | 81             | 243            | 410            | 325            | 106            | 53             | 18             | 6             | 8            | 231              |
| 25 to 34 years.....   | 2 259         | 46              | 125            | 465            | 695            | 371            | 255            | 116            | 84             | 82            | 20           | 233              |
| 35 to 44 years.....   | 905           | 8               | 90             | 208            | 282            | 159            | 82             | 41             | 31             | 4             | —            | 229              |
| 45 to 64 years.....   | 1 008         | 62              | 111            | 250            | 271            | 129            | 125            | 23             | 14             | 23            | —            | 212              |
| 65 years and over.....  | 169           | 77              | 8              | 19             | 31             | 15             | 6              | 6              | 7              | —             | —            | 119              |
| <b>Female householder, no husband present</b> .....                       | <b>8 213</b>  | <b>1 227</b>    | <b>640</b>     | <b>1 338</b>   | <b>1 686</b>   | <b>1 439</b>   | <b>769</b>     | <b>547</b>     | <b>381</b>     | <b>137</b>    | <b>49</b>    | <b>226</b>       |
| 15 to 24 years.....   | 1 789         | 167             | 70             | 407            | 491            | 346            | 177            | 87             | 22             | 22            | —            | 222              |
| 25 to 34 years.....   | 2 764         | 256             | 208            | 307            | 602            | 646            | 309            | 219            | 158            | 59            | —            | 251              |
| 35 to 44 years.....   | 1 280         | 170             | 106            | 169            | 218            | 182            | 131            | 161            | 102            | 41            | —            | 244              |
| 45 to 64 years.....   | 1 435         | 218             | 159            | 298            | 260            | 183            | 132            | 73             | 75             | 15            | —            | 206              |
| 65 years and over.....  | 945           | 416             | 97             | 157            | 115            | 82             | 20             | 7              | 24             | —             | —            | 132              |
| <b>Median age</b> .....   | <b>31.1</b>   | <b>48.5</b>     | <b>35.9</b>    | <b>30.0</b>    | <b>29.4</b>    | <b>29.0</b>    | <b>31.0</b>    | <b>31.7</b>    | <b>32.9</b>    | <b>32.9</b>   | <b>31.7</b>  | <b>...</b>       |
| <b>YEAR HOUSEHOLDER MOVED INTO UNIT</b>                                   |               |                 |                |                |                |                |                |                |                |               |              |                  |
| 1979 to March 1980.....   | 11 492        | 571             | 529            | 1 818          | 3 025          | 2 188          | 1 183          | 855            | 704            | 475           | 144          | 245              |
| 1975 to 1978.....   | 5 690         | 689             | 421            | 966            | 1 399          | 883            | 519            | 340            | 309            | 109           | 55           | 226              |
| 1970 to 1974.....   | 1 189         | 217             | 122            | 210            | 219            | 187            | 126            | 42             | 53             | 9             | 4            | 209              |
| 1960 to 1969.....   | 605           | 54              | 94             | 140            | 131            | 56             | 56             | 29             | 8              | 9             | 28           | 200              |
| 1959 or earlier.....  | 244           | 48              | 40             | 57             | 38             | 26             | 6              | 7              | 11             | —             | 11           | 159              |
| <b>ROOMS</b>  |               |                 |                |                |                |                |                |                |                |               |              |                  |
| 1 room.....   | 866           | 180             | 158            | 253            | 177            | 36             | 47             | 9              | —              | 6             | —            | 168              |
| 2 rooms.....  | 1 886         | 295             | 178            | 481            | 576            | 202            | 89             | 35             | 17             | —             | 13           | 199              |
| 3 rooms.....  | 4 978         | 364             | 370            | 1 319          | 1 699          | 835            | 263            | 84             | 13             | 9             | 22           | 211              |
| 4 rooms.....  | 5 311         | 285             | 257            | 687            | 1 464          | 1 342          | 739            | 367            | 105            | 33            | 32           | 248              |
| 5 rooms.....  | 3 101         | 277             | 130            | 296            | 575            | 558            | 358            | 395            | 319            | 96            | 97           | 271              |
| 6 rooms.....  | 1 495         | 113             | 65             | 112            | 216            | 201            | 208            | 176            | 300            | 62            | 42           | 305              |
| 7 or more rooms.....  | 1 583         | 65              | 48             | 43             | 105            | 166            | 186            | 207            | 331            | 396           | 36           | 389              |
| <b>Median</b> .....   | <b>3.9</b>    | <b>3.4</b>      | <b>3.2</b>     | <b>3.2</b>     | <b>3.5</b>     | <b>3.9</b>     | <b>4.2</b>     | <b>4.9</b>     | <b>5.8</b>     | <b>7.0</b>    | <b>5.1</b>   | <b>...</b>       |
| <b>PLUMBING FACILITIES BY PERSONS PER ROOM AND POVERTY STATUS IN 1979</b> |               |                 |                |                |                |                |                |                |                |               |              |                  |
| <b>All income levels in 1979</b> .....                                    | <b>19 220</b> | <b>1 579</b>    | <b>1 206</b>   | <b>3 191</b>   | <b>4 812</b>   | <b>3 340</b>   | <b>1 890</b>   | <b>1 273</b>   | <b>1 085</b>   | <b>602</b>    | <b>242</b>   | <b>235</b>       |
| Complete plumbing for exclusive use.....                                  | 18 871        | 1 498           | 1 128          | 3 140          | 4 733          | 3 312          | 1 875          | 1 265          | 1 076          | 602           | 242          | 236              |
| 0.50 or less.....   | 9 723         | 726             | 639            | 1 731          | 2 497          | 1 714          | 991            | 544            | 506            | 271           | 104          | 233              |
| 0.51 to 1.00.....   | 7 993         | 648             | 436            | 1 256          | 1 989          | 1 358          | 771            | 598            | 544            | 296           | 97           | 240              |
| 1.01 to 1.50.....   | 788           | 102             | 44             | 77             | 156            | 191            | 59             | 82             | 20             | 24            | 33           | 249              |
| 1.51 or more.....   | 367           | 22              | 9              | 76             | 91             | 49             | 54             | 41             | 6              | 11            | 8            | 224              |
| Lacking complete plumbing for exclusive use.....                          | 349           | 81              | 78             | 51             | 79             | 28             | 15             | 8              | 9              | —             | —            | 183              |
| 0.50 or less.....   | 140           | 44              | 9              | 22             | 33             | 17             | 15             | —              | —              | —             | —            | 197              |
| 0.51 to 1.00.....   | 163           | 27              | 61             | 23             | 24             | 11             | —              | 8              | 9              | —             | —            | 138              |
| 1.01 to 1.50.....   | 25            | —               | 8              | 6              | 11             | —              | —              | —              | —              | —             | —            | 188              |
| 1.51 or more.....   | 21            | 10              | —              | —              | 11             | —              | —              | —              | —              | —             | —            | 226              |
| <b>Income in 1979 below poverty level</b> .....                           | <b>5 607</b>  | <b>1 098</b>    | <b>553</b>     | <b>1 005</b>   | <b>1 155</b>   | <b>737</b>     | <b>436</b>     | <b>316</b>     | <b>136</b>     | <b>121</b>    | <b>50</b>    | <b>206</b>       |
| Complete plumbing for exclusive use.....                                  | 5 462         | 1 038           | 518            | 987            | 1 147          | 737            | 429            | 308            | 127            | 121           | 50           | 208              |
| 1.01 or more persons per room.....  | 568           | 83              | 27             | 80             | 131            | 93             | 69             | 43             | 6              | 11            | 25           | 220              |
| Lacking complete plumbing for exclusive use.....                          | 145           | 60              | 35             | 18             | 8              | —              | 7              | 8              | 9              | —             | —            | 128              |
| 1.01 or more persons per room.....  | 10            | 10              | —              | —              | —              | —              | —              | —              | —              | —             | —            | 85               |
| <b>BEDROOMS</b>   |               |                 |                |                |                |                |                |                |                |               |              |                  |
| None.....   | 1 148         | 245             | 211            | 370            | 211            | 49             | 47             | 9              | —              | 6             | —            | 168              |
| 1.....  | 7 233         | 586             | 548            | 1 877          | 2 578          | 1 060          | 379            | 139            | 22             | 4             | 40           | 210              |
| 2.....  | 6 781         | 396             | 271            | 652            | 1 502          | 1 789          | 1 064          | 595            | 333            | 112           | 67           | 266              |
| 3.....  | 2 906         | 254             | 112            | 248            | 425            | 332            | 321            | 378            | 523            | 202           | 111          | 304              |
| 4.....  | 925           | 77              | 51             | 44             | 91             | 104            | 61             | 106            | 151            | 216           | 24           | 361              |
| 5 or more.....  | 227           | 21              | 13             | —              | 5              | 6              | 18             | 46             | 56             | 62            | —            | 408              |
| <b>UNITS IN STRUCTURE</b>   |               |                 |                |                |                |                |                |                |                |               |              |                  |
| 1, detached or attached.....  | 5 112         | 295             | 252            | 408            | 757            | 688            | 663            | 644            | 778            | 504           | 123          | 307              |
| 2.....  | 1 096         | 41              | 72             | 173            | 263            | 161            | 127            | 128            | 74             | 27            | 30           | 247              |
| 3 and 4.....  | 1 888         | 191             | 181            | 336            | 442            | 337            | 174            | 83             | 87             | 17            | 40           | 226              |
| 5 to 9.....   | 1 739         | 296             | 133            | 424            | 409            | 203            | 127            | 53             | 60             | 18            | 16           | 201              |
| 10 to 49.....   | 6 799         | 330             | 455            | 1 525          | 2 388          | 1 409          | 379            | 227            | 35             | 23            | 28           | 219              |
| 50 or more.....   | 2 488         | 415             | 106            | 303            | 533            | 522            | 413            | 132            | 51             | 13            | —            | 239              |
| Mobile home or trailer, etc.....  | 98            | 11              | 7              | 22             | 20             | 20             | 7              | 6              | —              | —             | 5            | 223              |
| <b>YEAR STRUCTURE BUILT</b>   |               |                 |                |                |                |                |                |                |                |               |              |                  |
| 1975 to March 1980.....   | 1 811         | 271             | 96             | 179            | 318            | 319            | 202            | 127            | 121            | 162           | 16           | 258              |
| 1970 to 1974.....   | 4 162         | 331             | 66             | 523            | 1 146          | 925            | 432            | 245            | 260            | 178           | 56           | 249              |
| 1960 to 1969.....   | 4 854         | 201             | 120            | 820            | 1 646          | 914            | 417            | 310            | 264            | 133           | 29           | 238              |
| 1950 to 1959.....   | 3 642         | 265             | 255            | 636            | 890            | 576            | 422            | 271            | 236            | 41            | 50           | 235              |
| 1940 to 1949.....   | 1 929         | 228             | 224            | 317            | 295            | 306            | 207            | 189            | 114            | 30            | 19           | 225              |
| 1939 or earlier.....  | 2 822         | 283             | 445            | 716            | 517            | 300            | 210            | 131            | 90             | 58            | 72           | 192              |
| <b>STORIES IN STRUCTURE</b>   |               |                 |                |                |                |                |                |                |                |               |              |                  |
| 1 to 3.....   | 16 845        | 1 174           | 1 024          | 2 887          | 4 338          | 2 875          | 1 489          | 1 181          | 1 046          | 589           | 242          | 235              |
| 4 or more.....  | 2 375         | 405             | 182            | 304            | 474            | 465            | 401            | 92             | 39             | 13            | —            | 233              |
| With elevator.....  | 1 980         | 383             | 114            | 172            | 386            | 439            | 365            | 76             | 32             | 13            | —            | 243              |
| <b>GROSS RENT AS PERCENTAGE OF HOUSEHOLD INCOME IN 1979</b>               |               |                 |                |                |                |                |                |                |                |               |              |                  |
| Less than 15 percent.....   | 2 500         | 469             | 193            | 450            | 677            | 348            | 228            | 68             | 58             | 9             | ...          | 210              |
| 15 to 19 percent.....   | 2 585         | 224             | 134            | 441            | 752            | 514            | 208            | 167            | 79             | 66            | ...          | 230              |
| 20 to 24 percent.....   | 2 644         | 274             | 128            | 379            | 721            | 520            | 179            | 150            | 179            | 114           | ...          | 237              |
| 25 to 29 percent.....   | 2 028         | 244             | 97             | 356            | 520            | 334            | 237            | 117            | 95             | 28            | ...          | 226              |
| 30 to 34 percent.....   | 1 836         | 103             | 127            | 237            | 499            | 370            | 172            | 133            | 137            | 58            | ...          | 241              |
| 35 to 49 percent.....   | 2 508         | 86              | 225            | 442            | 545            | 424            | 262            | 194            | 267            | 63            | ...          | 246              |
| 50 percent or more.....   | 4 520         | 146             | 296            | 770            | 977            | 806            | 576            | 422            | 270            | 257           | ...          | 254              |
| Not computed.....   | 599           | 33              | 6              | 116            | 121            | 24             | 28             | 22             | —              | 7             | 242          | 208              |
| <b>Median</b> .....   | <b>28.9</b>   | <b>21.5</b>     | <b>31.9</b>    | <b>28.8</b>    | <b>26.9</b>    | <b>29.1</b>    | <b>32.3</b>    | <b>34.6</b>    | <b>34.8</b>    | <b>38.6</b>   | <b>...</b>   | <b>...</b>       |
| <b>SELECTED CHARACTERISTICS</b>   |               |                 |                |                |                |                |                |                |                |               |              |                  |
| <b>Heating equipment</b> .....  | <b>19 192</b> | <b>1 579</b>    | <b>1 206</b>   | <b>3 185</b>   | <b>4 790</b>   | <b>3 340</b>   | <b>1 890</b>   | <b>1 273</b>   | <b>1 085</b>   | <b>602</b>    | <b>242</b>   | <b>235</b>       |
| Central heating system.....   | 18 449        | 1 509           | 1 091          | 3 028          | 4 650          | 3 219          | 1 837          | 1 239          | 1 060          | 586           | 230          | 236              |
| <b>Air conditioning</b> .....   | <b>7 062</b>  | <b>257</b>      | <b>62</b>      | <b>968</b>     | <b>2 268</b>   | <b>1 755</b>   | <b>851</b>     | <b>443</b>     | <b>256</b>     | <b>163</b>    | <b>39</b>    | <b>249</b>       |
| Central system.....   | 3 141         | 183             | 39             | 253            | 774            | 765            | 471            | 291            | 212            | 134           | 19           | 271              |

Table B—27. **Income and Poverty Status in 1979 of Owner-Occupied Housing Units With a Black Householder: 1980**

[Data are estimates based on a sample, see Introduction. For meaning of symbols, see Introduction. For definitions of terms, see appendixes A and B]

| Inside SMSA's   | Household income in 1979 |                   |                    |                      |                      |                      |                      |                      |                      |                  |                  | Income in 1979 below poverty level |                |
|---|--------------------------|-------------------|--------------------|----------------------|----------------------|----------------------|----------------------|----------------------|----------------------|------------------|------------------|------------------------------------|----------------|
|   | Total                    | Less than \$5,000 | \$5,000 to \$9,999 | \$10,000 to \$12,499 | \$12,500 to \$14,999 | \$15,000 to \$19,999 | \$20,000 to \$24,999 | \$25,000 to \$34,999 | \$35,000 to \$49,999 | \$50,000 or more | Median (dollars) |                                    | Mean (dollars) |
| <b>Owner-occupied housing units</b> .....   | 14 921                   | 1 262             | 1 652              | 1 020                | 1 038                | 2 114                | 2 249                | 3 155                | 1 855                | 576              | 20 689           | 22 486                             | 1 436          |
| <b>HOUSEHOLD TYPE AND AGE OF HOUSEHOLDER</b>  |                          |                   |                    |                      |                      |                      |                      |                      |                      |                  |                  |                                    |                |
| <b>Married-couple families</b> .....  | 9 563                    | 343               | 603                | 420                  | 538                  | 1 302                | 1 557                | 2 659                | 1 653                | 488              | 25 062           | 26 512                             | 488            |
| 15 to 24 years .....  | 150                      | 14                | 16                 | 14                   | 8                    | 34                   | 43                   | 21                   | —                    | —                | 17 708           | 16 533                             | 28             |
| 25 to 34 years .....  | 2 031                    | 48                | 65                 | 123                  | 118                  | 329                  | 384                  | 654                  | 259                  | 51               | 24 369           | 25 334                             | 95             |
| 35 to 44 years .....  | 2 632                    | 58                | 72                 | 61                   | 136                  | 306                  | 425                  | 898                  | 554                  | 122              | 27 673           | 28 635                             | 129            |
| 45 to 64 years .....  | 3 891                    | 125               | 199                | 84                   | 200                  | 501                  | 637                  | 1 028                | 808                  | 309              | 27 011           | 28 854                             | 154            |
| 65 years and over .....   | 859                      | 98                | 251                | 138                  | 76                   | 132                  | 68                   | 58                   | 32                   | 6                | 11 458           | 13 929                             | 82             |
| <b>Male householder, no wife present</b> .....  | 1 695                    | 123               | 276                | 160                  | 148                  | 308                  | 335                  | 193                  | 104                  | 48               | 17 724           | 19 080                             | 141            |
| 15 to 24 years .....  | 73                       | 9                 | 4                  | 12                   | 13                   | 20                   | 9                    | 6                    | —                    | —                | 14 712           | 14 659                             | 9              |
| 25 to 34 years .....  | 480                      | 13                | 54                 | 36                   | 42                   | 99                   | 132                  | 42                   | 52                   | 10               | 19 848           | 20 944                             | 31             |
| 35 to 44 years .....  | 388                      | 2                 | 61                 | 42                   | 36                   | 80                   | 49                   | 67                   | 38                   | 13               | 18 430           | 22 691                             | 25             |
| 45 to 64 years .....  | 527                      | 33                | 79                 | 60                   | 41                   | 76                   | 131                  | 78                   | 14                   | 15               | 19 004           | 18 784                             | 37             |
| 65 years and over .....   | 227                      | 66                | 78                 | 10                   | 16                   | 33                   | 14                   | —                    | —                    | 10               | 7 993            | 11 072                             | 39             |
| <b>Female householder, no husband present</b> .....   | 3 663                    | 796               | 773                | 440                  | 352                  | 504                  | 357                  | 303                  | 98                   | 40               | 11 491           | 13 550                             | 807            |
| 15 to 24 years .....  | 73                       | 18                | 21                 | 10                   | 5                    | 19                   | —                    | —                    | —                    | —                | 7 202            | 9 277                              | 26             |
| 25 to 34 years .....  | 445                      | 71                | 81                 | 93                   | 24                   | 94                   | 39                   | 29                   | 14                   | —                | 11 895           | 13 678                             | 85             |
| 35 to 44 years .....  | 962                      | 88                | 112                | 130                  | 127                  | 165                  | 79                   | 105                  | 40                   | 16               | 13 504           | 16 218                             | 188            |
| 45 to 64 years .....  | 1 470                    | 291               | 286                | 149                  | 170                  | 151                  | 203                  | 162                  | 41                   | 17               | 12 632           | 14 442                             | 297            |
| 65 years and over .....   | 713                      | 328               | 173                | 58                   | 26                   | 75                   | 36                   | 7                    | 3                    | 7                | 5 584            | 8 469                              | 211            |
| <b>Median age</b> .....   | 45.5                     | 56.8              | 53.4               | 44.5                 | 45.3                 | 43.3                 | 44.4                 | 42.8                 | 44.6                 | 48.0             | ...              | ...                                | 48.6           |
| <b>YEAR HOUSEHOLDER MOVED INTO UNIT</b>   |                          |                   |                    |                      |                      |                      |                      |                      |                      |                  |                  |                                    |                |
| 1979 to March 1980 .....  | 2 130                    | 114               | 169                | 185                  | 122                  | 374                  | 367                  | 461                  | 267                  | 71               | 21 164           | 22 802                             | 171            |
| 1975 to 1978 .....  | 4 618                    | 229               | 339                | 213                  | 341                  | 635                  | 742                  | 1 200                | 740                  | 179              | 23 395           | 24 941                             | 346            |
| 1970 to 1974 .....  | 3 252                    | 196               | 329                | 269                  | 210                  | 409                  | 512                  | 786                  | 391                  | 150              | 21 669           | 23 597                             | 256            |
| 1960 to 1969 .....  | 3 313                    | 355               | 483                | 215                  | 254                  | 494                  | 471                  | 560                  | 353                  | 128              | 18 714           | 20 701                             | 391            |
| 1959 or earlier .....   | 1 608                    | 368               | 332                | 138                  | 111                  | 202                  | 157                  | 148                  | 104                  | 48               | 11 884           | 16 447                             | 272            |
| <b>SELECTED CHARACTERISTICS</b>   |                          |                   |                    |                      |                      |                      |                      |                      |                      |                  |                  |                                    |                |
| <b>Complete plumbing for exclusive use</b> .....  | 14 884                   | 1 256             | 1 650              | 1 003                | 1 038                | 2 114                | 2 249                | 3 155                | 1 843                | 576              | 20 701           | 22 497                             | 1 428          |
| 1.01 or more persons per room .....   | 393                      | —                 | 31                 | 51                   | 40                   | 79                   | 78                   | 65                   | 42                   | 7                | 19 583           | 21 083                             | 39             |
| <b>Lacking complete plumbing for exclusive use</b> .....  | 37                       | 6                 | 2                  | 17                   | —                    | —                    | —                    | —                    | 12                   | —                | 11 544           | 17 945                             | 8              |
| 1.01 or more persons per room .....   | 3                        | —                 | —                  | 3                    | —                    | —                    | —                    | —                    | —                    | —                | 11 250           | 11 765                             | —              |
| <b>Heating equipment</b> .....  | 14 921                   | 1 262             | 1 652              | 1 020                | 1 038                | 2 114                | 2 249                | 3 155                | 1 855                | 576              | 20 689           | 22 486                             | 1 436          |
| Central heating system .....  | 14 395                   | 1 144             | 1 543              | 968                  | 999                  | 2 061                | 2 197                | 3 122                | 1 815                | 546              | 20 911           | 22 641                             | 1 300          |
| <b>Air conditioning</b> .....   | 3 174                    | 166               | 207                | 169                  | 132                  | 399                  | 423                  | 978                  | 461                  | 239              | 25 929           | 27 399                             | 176            |
| Central system .....  | 2 014                    | 114               | 88                 | 101                  | 91                   | 243                  | 238                  | 685                  | 307                  | 147              | 26 823           | 27 560                             | 129            |
| <b>Vehicles available</b> .....   | 14 112                   | 908               | 1 446              | 915                  | 992                  | 2 088                | 2 187                | 3 145                | 1 855                | 576              | 21 342           | 23 334                             | 1 090          |
| 1 .....   | 4 565                    | 659               | 845                | 534                  | 461                  | 813                  | 558                  | 500                  | 153                  | 42               | 13 826           | 15 633                             | 626            |
| 2 or more .....   | 9 547                    | 249               | 601                | 381                  | 531                  | 1 275                | 1 629                | 2 645                | 1 702                | 534              | 25 373           | 27 017                             | 464            |
| <b>House heating fuel</b> .....   | 14 921                   | 1 262             | 1 652              | 1 020                | 1 038                | 2 114                | 2 249                | 3 155                | 1 855                | 576              | 20 689           | 22 486                             | 1 436          |
| Utility gas .....   | 13 192                   | 1 129             | 1 409              | 852                  | 946                  | 1 892                | 1 990                | 2 752                | 1 704                | 518              | 20 781           | 22 615                             | 1 237          |
| Bottled, tank, or LP gas .....  | 119                      | 15                | 23                 | 15                   | —                    | 22                   | 22                   | 12                   | 5                    | 5                | 16 083           | 18 277                             | 19             |
| Electricity .....   | 1 530                    | 111               | 214                | 141                  | 88                   | 195                  | 227                  | 384                  | 130                  | 40               | 20 231           | 20 917                             | 173            |
| Fuel oil, kerosene, etc. ....   | 9                        | —                 | 6                  | —                    | —                    | —                    | 3                    | —                    | —                    | —                | 6 875            | 11 953                             | —              |
| Other .....   | 71                       | 7                 | —                  | 12                   | 4                    | 5                    | 7                    | 7                    | 16                   | 13               | 27 679           | 40 635                             | 7              |
| <b>Median rooms</b> .....   | 6.9                      | 6.0               | 5.7                | 6.1                  | 6.4                  | 6.6                  | 6.8                  | 7.4                  | 7.9                  | 8.4              | ...              | ...                                | 6.4            |
| <b>Specified owner-occupied housing units</b> .....   | 13 180                   | 1 108             | 1 384              | 869                  | 912                  | 1 833                | 1 992                | 2 834                | 1 733                | 515              | 21 030           | 22 742                             | 1 234          |
| <b>MORTGAGE STATUS AND SELECTED MONTHLY OWNER COSTS</b>   |                          |                   |                    |                      |                      |                      |                      |                      |                      |                  |                  |                                    |                |
| <b>With a mortgage</b> .....  | 11 490                   | 684               | 991                | 696                  | 817                  | 1 611                | 1 869                | 2 709                | 1 642                | 471              | 22 140           | 23 948                             | 826            |
| Less than \$200 .....   | 724                      | 120               | 115                | 97                   | 76                   | 78                   | 110                  | 60                   | 61                   | 7                | 13 487           | 16 109                             | 108            |
| \$200 to \$249 .....  | 1 092                    | 83                | 171                | 94                   | 112                  | 186                  | 138                  | 206                  | 84                   | 18               | 17 603           | 19 760                             | 89             |
| \$250 to \$299 .....  | 1 396                    | 133               | 158                | 112                  | 138                  | 210                  | 257                  | 240                  | 124                  | 24               | 18 657           | 19 918                             | 132            |
| \$300 to \$349 .....  | 1 110                    | 79                | 126                | 80                   | 91                   | 209                  | 174                  | 187                  | 145                  | 19               | 19 257           | 20 973                             | 89             |
| \$350 to \$399 .....  | 1 126                    | 50                | 174                | 42                   | 144                  | 139                  | 196                  | 213                  | 145                  | 23               | 20 294           | 21 465                             | 106            |
| \$400 to \$499 .....  | 2 205                    | 98                | 131                | 171                  | 114                  | 343                  | 367                  | 568                  | 324                  | 89               | 23 129           | 24 279                             | 141            |
| \$500 to \$599 .....  | 1 577                    | 46                | 74                 | 44                   | 78                   | 264                  | 295                  | 482                  | 219                  | 75               | 24 063           | 26 841                             | 77             |
| \$600 to \$749 .....  | 1 452                    | 48                | 29                 | 37                   | 35                   | 142                  | 249                  | 489                  | 299                  | 124              | 27 663           | 30 052                             | 57             |
| \$750 or more .....   | 808                      | 27                | 13                 | 19                   | 29                   | 40                   | 83                   | 264                  | 241                  | 92               | 31 252           | 33 619                             | 27             |
| Median .....  | \$413                    | \$304             | \$320              | \$328                | \$345                | \$394                | \$415                | \$479                | \$482                | \$574            | ...              | ...                                | \$347          |
| <b>Not mortgaged</b> .....  | 1 690                    | 424               | 393                | 173                  | 95                   | 222                  | 123                  | 125                  | 91                   | 44               | 10 405           | 14 547                             | 408            |
| Less than \$50 .....  | 10                       | 7                 | —                  | 3                    | —                    | —                    | —                    | —                    | —                    | —                | 2500—            | 3 530                              | 7              |
| \$50 to \$74 .....  | 36                       | 12                | 4                  | 13                   | 7                    | —                    | —                    | —                    | —                    | —                | 10 385           | 9 386                              | 12             |
| \$75 to \$99 .....  | 183                      | 78                | 34                 | 17                   | 6                    | 18                   | 26                   | 4                    | —                    | —                | 6 534            | 9 675                              | 60             |
| \$100 to \$124 .....  | 295                      | 133               | 77                 | 16                   | 13                   | 22                   | 14                   | 20                   | —                    | —                | 6 007            | 8 850                              | 101            |
| \$125 to \$149 .....  | 449                      | 104               | 93                 | 61                   | 17                   | 62                   | 20                   | 55                   | 31                   | 6                | 11 127           | 14 412                             | 109            |
| \$150 to \$199 .....  | 433                      | 55                | 107                | 34                   | 27                   | 63                   | 53                   | 35                   | 37                   | 22               | 14 398           | 19 585                             | 68             |
| \$200 to \$249 .....  | 193                      | 31                | 30                 | 29                   | 8                    | 44                   | 10                   | 11                   | 23                   | 7                | 14 531           | 18 541                             | 23             |
| \$250 or more .....   | 91                       | 4                 | 48                 | —                    | 17                   | 13                   | —                    | —                    | —                    | 9                | 9 044            | 14 284                             | 28             |
| Median .....  | \$143                    | \$122             | \$147              | \$140                | \$158                | \$157                | \$151                | \$142                | \$170                | \$186            | ...              | ...                                | \$131          |
| <b>MORTGAGE STATUS AND SELECTED MONTHLY OWNER COSTS AS PERCENTAGE OF HOUSEHOLD INCOME IN 1979</b> |                          |                   |                    |                      |                      |                      |                      |                      |                      |                  |                  |                                    |                |
| <b>With a mortgage</b> .....  | 11 490                   | 684               | 991                | 696                  | 817                  | 1 611                | 1 869                | 2 709                | 1 642                | 471              | 22 140           | 23 948                             | 826            |
| Less than 15 percent .....  | 2 519                    | —                 | 7                  | 31                   | 58                   | 137                  | 382                  | 737                  | 802                  | 365              | 33 576           | 36 566                             | —              |
| 15 to 19 percent .....  | 1 840                    | —                 | 11                 | 53                   | 55                   | 254                  | 349                  | 600                  | 450                  | 68               | 28 303           | 29 272                             | —              |
| 20 to 24 percent .....  | 1 745                    | —                 | 23                 | 59                   | 133                  | 310                  | 350                  | 633                  | 214                  | 23               | 24 957           | 25 234                             | 5              |
| 25 to 29 percent .....  | 1 417                    | 8                 | 48                 | 106                  | 156                  | 264                  | 315                  | 386                  | 127                  | 7                | 21 719           | 22 725                             | 10             |
| 30 to 34 percent .....  | 973                      | 12                | 74                 | 73                   | 141                  | 192                  | 229                  | 211                  | 33                   | 8                | 19 869           | 20 336                             | 21             |
| 35 percent or more .....  | 2 903                    | 571               | 828                | 374                  | 274                  | 454                  | 244                  | 142                  | 16                   | —                | 10 351           | 11 428                             | 697            |
| Not computed .....  | 93                       | 93                | —                  | —                    | —                    | —                    | —                    | —                    | —                    | —                | 2500—            | —58                                | 93             |
| Median .....  | 23.8                     | 50+               | 50+                | 37.0                 | 30.2                 | 27.0                 | 22.9                 | 20.1                 | 15.2                 | 11.4             | ...              | ...                                | 50+            |
| <b>Not mortgaged</b> .....  | 1 690                    | 424               | 393                | 173                  | 95                   | 222                  | 123                  | 125                  | 91                   | 44               | 10 405           | 14 547                             | 408            |
| Less than 10 percent .....  | 458                      | —                 | —                  | 22                   | 19                   | 66                   | 91                   | 125                  | 91                   | 44               | 26 987           | 31 508                             | —              |
| 10 to 14 percent .....  | 265                      | —                 | 25                 | 48                   | 45                   | 115                  | 32                   | —                    | —                    | —                | 15 490           | 15 273                             | 15             |
| 15 to 19 percent .....  | 199                      | —                 | 84                 | 74                   | 6                    | 35                   | —                    | —                    | —                    | —                | 10 524           | 10 926                             | 8              |
| 20 to 24 percent .....  | 140                      | 29                | 79                 | 18                   | 8                    | 6                    | —                    | —                    | —                    | —                | 7 979            | 8 124                              | 29             |
| 25 to 29 percent .....  | 97                       | 25                | 53                 | 11                   | 8                    | —                    | —                    | —                    | —                    | —                | 6 277            | 6 693                              | 33             |
| 30 to 34 percent .....  | 138                      | 71                | 58                 | —                    | 9                    | —                    | —                    | —                    | —                    | —                | 4 930            | 5 643                              | 28             |
| 35 percent or more .....  | 375                      | 281               | 94                 | —                    | —                    | —                    | —                    | —                    | —                    | —                | 3 592            | 3 645                              | 277            |
| Not computed .....  | 18                       | 18                | —                  | —                    | —                    | —                    | —                    | —                    | —                    | —                | 2500—            | —                                  | 18             |
| Median .....  | 17.8                     | 46.9              | 25.8               | 16.1                 | 13.2                 | 12.0                 | 10—                  | 10—                  | 10—                  | 10—              | ...              | ...</                              |                |

**Table B—28. Income and Poverty Status in 1979 of Renter-Occupied Housing Units With a Black Householder: 1980**

[Data are estimates based on a sample, see Introduction. For meaning of symbols, see Introduction. For definitions of terms, see appendixes A and B]

| Inside SMSA's   | Household income in 1979 |                   |                    |                      |                      |                      |                      |                      |                      |                  |                  | Income in 1979 below poverty level |                |
|---|--------------------------|-------------------|--------------------|----------------------|----------------------|----------------------|----------------------|----------------------|----------------------|------------------|------------------|------------------------------------|----------------|
|   | Total                    | Less than \$5,000 | \$5,000 to \$9,999 | \$10,000 to \$12,499 | \$12,500 to \$14,999 | \$15,000 to \$19,999 | \$20,000 to \$24,999 | \$25,000 to \$34,999 | \$35,000 to \$49,999 | \$50,000 or more | Median (dollars) |                                    | Mean (dollars) |
| <b>Renter-occupied housing units</b>                        | <b>19 675</b>            | <b>5 094</b>      | <b>5 100</b>       | <b>2 487</b>         | <b>1 605</b>         | <b>2 614</b>         | <b>1 260</b>         | <b>1 081</b>         | <b>314</b>           | <b>120</b>       | <b>9 645</b>     | <b>11 538</b>                      | <b>5 782</b>   |
| <b>HOUSEHOLD TYPE AND AGE OF HOUSEHOLDER</b>                |                          |                   |                    |                      |                      |                      |                      |                      |                      |                  |                  |                                    |                |
| <b>Married-couple families</b>                              | <b>5 575</b>             | <b>519</b>        | <b>1 153</b>       | <b>865</b>           | <b>561</b>           | <b>1 103</b>         | <b>632</b>           | <b>544</b>           | <b>118</b>           | <b>80</b>        | <b>13 616</b>    | <b>16 043</b>                      | <b>821</b>     |
| 15 to 24 years  | 1 457                    | 181               | 482                | 307                  | 119                  | 262                  | 80                   | 19                   | —                    | 7                | 10 533           | 11 135                             | 289            |
| 25 to 34 years  | 2 396                    | 128               | 395                | 381                  | 229                  | 529                  | 337                  | 349                  | 23                   | 25               | 15 535           | 16 565                             | 246            |
| 35 to 44 years  | 1 019                    | 87                | 143                | 94                   | 136                  | 235                  | 127                  | 104                  | 66                   | 27               | 15 820           | 21 984                             | 156            |
| 45 to 64 years  | 511                      | 75                | 53                 | 69                   | 53                   | 55                   | 84                   | 72                   | 29                   | 21               | 15 859           | 18 574                             | 91             |
| 65 years and over   | 192                      | 48                | 80                 | 14                   | 24                   | 22                   | 4                    | —                    | —                    | —                | 6 818            | 8 515                              | 39             |
| <b>Male householder, no wife present</b>                    | <b>5 657</b>             | <b>1 196</b>      | <b>1 540</b>       | <b>714</b>           | <b>432</b>           | <b>845</b>           | <b>409</b>           | <b>325</b>           | <b>164</b>           | <b>32</b>        | <b>10 324</b>    | <b>12 230</b>                      | <b>1 121</b>   |
| 15 to 24 years  | 1 285                    | 284               | 380                | 196                  | 85                   | 182                  | 74                   | 70                   | 14                   | —                | 9 580            | 10 891                             | 302            |
| 25 to 34 years  | 2 270                    | 374               | 676                | 276                  | 221                  | 361                  | 172                  | 131                  | 54                   | 5                | 10 770           | 12 495                             | 379            |
| 35 to 44 years  | 913                      | 149               | 239                | 94                   | 37                   | 172                  | 98                   | 45                   | 63                   | 16               | 11 822           | 14 605                             | 142            |
| 45 to 64 years  | 1 020                    | 271               | 218                | 137                  | 80                   | 126                  | 65                   | 79                   | 33                   | 11               | 10 383           | 12 355                             | 215            |
| 65 years and over   | 169                      | 118               | 27                 | 11                   | 9                    | 4                    | —                    | —                    | —                    | —                | 4 026            | 5 265                              | 83             |
| <b>Female householder, no husband present</b>               | <b>8 443</b>             | <b>3 379</b>      | <b>2 407</b>       | <b>908</b>           | <b>612</b>           | <b>666</b>           | <b>219</b>           | <b>212</b>           | <b>32</b>            | <b>8</b>         | <b>6 600</b>     | <b>8 098</b>                       | <b>3 840</b>   |
| 15 to 24 years  | 1 819                    | 850               | 531                | 194                  | 85                   | 82                   | 45                   | 20                   | 4                    | 8                | 5 513            | 7 021                              | 932            |
| 25 to 34 years  | 2 838                    | 881               | 826                | 346                  | 316                  | 289                  | 79                   | 94                   | 7                    | —                | 8 231            | 9 180                              | 1 152          |
| 35 to 44 years  | 1 350                    | 403               | 469                | 178                  | 95                   | 125                  | 26                   | 49                   | 5                    | —                | 7 931            | 9 016                              | 585            |
| 45 to 64 years  | 1 488                    | 542               | 465                | 142                  | 63                   | 153                  | 66                   | 41                   | 16                   | —                | 6 766            | 8 571                              | 612            |
| 65 years and over   | 948                      | 703               | 116                | 48                   | 53                   | 17                   | 3                    | 8                    | —                    | —                | 3 946            | 4 880                              | 559            |
| <b>Median age</b>   | <b>31.1</b>              | <b>33.4</b>       | <b>29.7</b>        | <b>29.3</b>          | <b>30.4</b>          | <b>31.2</b>          | <b>32.1</b>          | <b>31.8</b>          | <b>39.6</b>          | <b>37.1</b>      | <b>...</b>       | <b>...</b>                         | <b>31.8</b>    |
| <b>YEAR HOUSEHOLDER MOVED INTO UNIT</b>                     |                          |                   |                    |                      |                      |                      |                      |                      |                      |                  |                  |                                    |                |
| 1979 to March 1980  | 11 727                   | 2 798             | 3 211              | 1 576                | 1 005                | 1 567                | 685                  | 634                  | 173                  | 78               | 9 778            | 11 686                             | 3 304          |
| 1975 to 1978  | 5 856                    | 1 520             | 1 383              | 633                  | 491                  | 833                  | 487                  | 381                  | 103                  | 25               | 10 099           | 11 850                             | 1 638          |
| 1970 to 1974  | 1 218                    | 449               | 259                | 189                  | 82                   | 146                  | 39                   | 31                   | 17                   | 6                | 7 083            | 9 727                              | 476            |
| 1960 to 1969  | 624                      | 195               | 198                | 55                   | 27                   | 62                   | 27                   | 35                   | 14                   | 11               | 7 340            | 10 964                             | 223            |
| 1959 or earlier   | 250                      | 132               | 49                 | 34                   | —                    | 6                    | 22                   | —                    | 7                    | —                | 4 735            | 7 516                              | 141            |
| <b>PLUMBING FACILITIES BY PERSONS PER ROOM</b>              |                          |                   |                    |                      |                      |                      |                      |                      |                      |                  |                  |                                    |                |
| <b>Complete plumbing for exclusive use</b>                  | <b>19 326</b>            | <b>4 930</b>      | <b>5 046</b>       | <b>2 446</b>         | <b>1 590</b>         | <b>2 558</b>         | <b>1 241</b>         | <b>1 081</b>         | <b>314</b>           | <b>120</b>       | <b>9 685</b>     | <b>11 597</b>                      | <b>5 637</b>   |
| 0.50 or less  | 9 863                    | 2 780             | 2 599              | 1 305                | 793                  | 1 182                | 547                  | 448                  | 135                  | 74               | 9 159            | 10 719                             | 2 421          |
| 0.51 to 1.00  | 8 235                    | 1 820             | 2 136              | 1 036                | 697                  | 1 152                | 653                  | 555                  | 153                  | 33               | 10 390           | 12 246                             | 2 612          |
| 1.01 to 1.50  | 854                      | 214               | 193                | 61                   | 83                   | 164                  | 36                   | 73                   | 17                   | 13               | 10 820           | 16 600                             | 403            |
| 1.51 or more  | 374                      | 116               | 118                | 44                   | 17                   | 60                   | 5                    | 5                    | 9                    | —                | 7 113            | 9 039                              | 201            |
| <b>Lacking complete plumbing for exclusive use</b>          | <b>349</b>               | <b>164</b>        | <b>54</b>          | <b>41</b>            | <b>15</b>            | <b>56</b>            | <b>19</b>            | <b>—</b>             | <b>—</b>             | <b>—</b>         | <b>6 050</b>     | <b>8 245</b>                       | <b>145</b>     |
| 0.50 or less  | 140                      | 76                | 21                 | 10                   | 9                    | 19                   | 5                    | —                    | —                    | —                | 4 688            | 7 322                              | 69             |
| 0.51 to 1.00  | 163                      | 78                | 33                 | 6                    | 6                    | 26                   | 14                   | —                    | —                    | —                | 5 515            | 8 070                              | 66             |
| 1.01 to 1.50  | 25                       | —                 | —                  | 14                   | —                    | 11                   | —                    | —                    | —                    | —                | 12 232           | 14 760                             | —              |
| 1.51 or more  | 21                       | 10                | —                  | 11                   | —                    | —                    | —                    | —                    | —                    | —                | 10 114           | 8 010                              | 10             |
| <b>SELECTED CHARACTERISTICS</b>                             |                          |                   |                    |                      |                      |                      |                      |                      |                      |                  |                  |                                    |                |
| <b>Heating equipment</b>                                    | <b>19 647</b>            | <b>5 072</b>      | <b>5 100</b>       | <b>2 487</b>         | <b>1 599</b>         | <b>2 614</b>         | <b>1 260</b>         | <b>1 081</b>         | <b>314</b>           | <b>120</b>       | <b>9 653</b>     | <b>11 550</b>                      | <b>5 760</b>   |
| Central heating system                                      | 18 889                   | 4 778             | 4 934              | 2 421                | 1 545                | 2 521                | 1 211                | 1 051                | 308                  | 120              | 9 723            | 11 631                             | 5 463          |
| <b>Air conditioning</b>                                     | <b>7 153</b>             | <b>1 255</b>      | <b>1 730</b>       | <b>992</b>           | <b>665</b>           | <b>1 181</b>         | <b>572</b>           | <b>532</b>           | <b>169</b>           | <b>57</b>        | <b>11 491</b>    | <b>13 602</b>                      | <b>1 377</b>   |
| Central system  | 3 213                    | 621               | 713                | 441                  | 274                  | 502                  | 256                  | 267                  | 118                  | 21               | 11 545           | 13 591                             | 665            |
| <b>Vehicles available</b>                                   | <b>13 985</b>            | <b>2 089</b>      | <b>3 473</b>       | <b>2 037</b>         | <b>1 402</b>         | <b>2 345</b>         | <b>1 190</b>         | <b>1 034</b>         | <b>295</b>           | <b>120</b>       | <b>11 756</b>    | <b>13 708</b>                      | <b>2 782</b>   |
| 1   | 10 190                   | 1 750             | 3 045              | 1 610                | 962                  | 1 593                | 648                  | 438                  | 90                   | 54               | 10 466           | 12 083                             | 2 310          |
| 2 or more   | 3 795                    | 339               | 428                | 427                  | 440                  | 752                  | 542                  | 596                  | 205                  | 66               | 16 615           | 18 073                             | 472            |
| <b>House heating fuel</b>                                   | <b>19 647</b>            | <b>5 072</b>      | <b>5 100</b>       | <b>2 487</b>         | <b>1 599</b>         | <b>2 614</b>         | <b>1 260</b>         | <b>1 081</b>         | <b>314</b>           | <b>120</b>       | <b>9 653</b>     | <b>11 550</b>                      | <b>5 760</b>   |
| Utility gas   | 14 257                   | 3 620             | 3 674              | 1 825                | 1 130                | 1 819                | 1 026                | 800                  | 261                  | 102              | 9 769            | 11 835                             | 4 173          |
| Bottled, tank, or LP gas                                    | 286                      | 81                | 82                 | 33                   | 11                   | 46                   | 11                   | 22                   | —                    | —                | 8 387            | 10 762                             | 84             |
| Electricity   | 4 809                    | 1 289             | 1 281              | 586                  | 433                  | 710                  | 201                  | 247                  | 44                   | 18               | 9 369            | 10 770                             | 1 412          |
| Fuel oil, kerosene, etc.                                    | 83                       | 18                | 15                 | 11                   | 9                    | 16                   | 9                    | 5                    | —                    | —                | 11 932           | 12 072                             | 28             |
| Other   | 212                      | 64                | 48                 | 32                   | 16                   | 23                   | 13                   | 7                    | 9                    | —                | 9 348            | 10 886                             | 63             |
| <b>Median rooms</b>   | <b>3.9</b>               | <b>3.5</b>        | <b>3.7</b>         | <b>3.9</b>           | <b>4.1</b>           | <b>4.2</b>           | <b>4.3</b>           | <b>4.5</b>           | <b>4.4</b>           | <b>4.0</b>       | <b>...</b>       | <b>...</b>                         | <b>3.9</b>     |
| <b>Specified renter-occupied housing units</b>              | <b>19 220</b>            | <b>4 949</b>      | <b>5 021</b>       | <b>2 436</b>         | <b>1 585</b>         | <b>2 527</b>         | <b>1 225</b>         | <b>1 047</b>         | <b>310</b>           | <b>120</b>       | <b>9 635</b>     | <b>11 547</b>                      | <b>5 607</b>   |
| <b>CONTRACT RENT</b>  |                          |                   |                    |                      |                      |                      |                      |                      |                      |                  |                  |                                    |                |
| Less than \$100   | 2 250                    | 1 436             | 551                | 112                  | 14                   | 74                   | 43                   | 15                   | 5                    | —                | 4 200            | 5 453                              | 1 448          |
| \$100 to \$149  | 1 884                    | 703               | 644                | 227                  | 92                   | 137                  | 20                   | 45                   | 16                   | —                | 6 633            | 8 003                              | 724            |
| \$150 to \$199  | 4 836                    | 1 353             | 1 588              | 634                  | 412                  | 524                  | 169                  | 112                  | 15                   | 29               | 8 347            | 10 101                             | 1 401          |
| \$200 to \$249  | 4 765                    | 781               | 1 310              | 713                  | 512                  | 771                  | 392                  | 191                  | 82                   | 13               | 11 022           | 12 213                             | 986            |
| \$250 to \$299  | 2 798                    | 406               | 549                | 373                  | 323                  | 529                  | 303                  | 238                  | 44                   | 33               | 13 050           | 14 395                             | 650            |
| \$300 to \$349  | 1 114                    | 123               | 171                | 132                  | 139                  | 168                  | 124                  | 190                  | 27                   | 40               | 14 856           | 17 222                             | 156            |
| \$350 to \$399  | 727                      | 62                | 100                | 98                   | 30                   | 185                  | 74                   | 119                  | 59                   | —                | 17 137           | 17 772                             | 104            |
| \$400 to \$499  | 506                      | 50                | 64                 | 86                   | 39                   | 78                   | 59                   | 84                   | 41                   | 5                | 15 875           | 18 215                             | 88             |
| \$500 or more   | 98                       | —                 | 12                 | 8                    | —                    | —                    | 13                   | 44                   | 21                   | —                | 31 179           | 28 570                             | —              |
| No cash rent  | 242                      | 35                | 32                 | 53                   | 24                   | 61                   | 28                   | 9                    | —                    | —                | 12 604           | 13 003                             | 50             |
| <b>Median</b>   | <b>\$205</b>             | <b>\$160</b>      | <b>\$193</b>       | <b>\$214</b>         | <b>\$223</b>         | <b>\$227</b>         | <b>\$247</b>         | <b>\$284</b>         | <b>\$295</b>         | <b>\$278</b>     | <b>...</b>       | <b>...</b>                         | <b>\$171</b>   |
| <b>GROSS RENT</b>   |                          |                   |                    |                      |                      |                      |                      |                      |                      |                  |                  |                                    |                |
| Less than \$100   | 1 579                    | 1 100             | 319                | 91                   | 14                   | 37                   | 18                   | —                    | —                    | —                | 3 922            | 4 735                              | 1 098          |
| \$100 to \$149  | 1 206                    | 599               | 393                | 105                  | 12                   | 56                   | 13                   | 28                   | —                    | —                | 5 044            | 6 611                              | 553            |
| \$150 to \$199  | 3 191                    | 1 028             | 1 127              | 378                  | 225                  | 277                  | 72                   | 51                   | 15                   | 18               | 7 438            | 9 592                              | 1 005          |
| \$200 to \$249  | 4 812                    | 953               | 1 424              | 755                  | 418                  | 732                  | 303                  | 130                  | 84                   | 13               | 10 096           | 11 275                             | 1 155          |
| \$250 to \$299  | 3 340                    | 580               | 761                | 468                  | 421                  | 553                  | 312                  | 218                  | 27                   | —                | 11 757           | 12 439                             | 737            |
| \$300 to \$349  | 1 890                    | 276               | 465                | 240                  | 191                  | 298                  | 138                  | 201                  | 19                   | 62               | 12 125           | 14 784                             | 436            |
| \$350 to \$399  | 1 273                    | 207               | 280                | 121                  | 131                  | 207                  | 156                  | 116                  | 49                   | 6                | 13 044           | 14 477                             | 316            |
| \$400 to \$499  | 1 085                    | 104               | 145                | 146                  | 106                  | 248                  | 113                  | 160                  | 42                   | 21               | 15 763           | 17 188                             | 136            |
| \$500 or more   | 602                      | 67                | 75                 | 79                   | 43                   | 58                   | 72                   | 134                  | 74                   | —                | 17 981           | 19 785                             | 121            |
| No cash rent  | 242                      | 35                | 32                 | 53                   | 24                   | 61                   | 28                   | 9                    | —                    | —                | 12 604           | 13 003                             | 50             |
| <b>Median</b>   | <b>\$235</b>             | <b>\$185</b>      | <b>\$218</b>       | <b>\$240</b>         | <b>\$261</b>         | <b>\$262</b>         | <b>\$287</b>         | <b>\$323</b>         | <b>\$360</b>         | <b>\$323</b>     | <b>...</b>       | <b>...</b>                         | <b>\$206</b>   |
| <b>GROSS RENT AS PERCENTAGE OF HOUSEHOLD INCOME IN 1979</b> |                          |                   |                    |                      |                      |                      |                      |                      |                      |                  |                  |                                    |                |
| Less than 15 percent  | 2 500                    | 95                | 245                | 144                  | 79                   | 503                  | 494                  | 587                  | 240                  | 113              | 21 878           | 23 431                             | 91             |
| 15 to 19 percent  | 2 585                    | 151               | 163                | 284                  | 347                  | 917                  | 421                  | 246                  | 56                   | —                | 16 621           | 17 005                             | 240            |
| 20 to 24 percent  | 2 644                    | 242               | 401                | 614                  | 509                  | 493                  | 185                  | 186                  | 14                   | —                | 12 819           | 13 662                             | 286            |
| 25 to 29 percent  | 2 028                    | 259               | 665                | 472                  | 289                  | 290                  | 34                   | 19                   | —                    | —                | 10 477           | 10 648                             | 294            |
| 30 to 34 percent  | 1 836                    | 172               | 881                | 398                  | 186                  | 154                  | 45                   | —                    | —                    | —                | 9 436            | 9 730                              | 293            |
| 35 to 49 percent  | 2 508                    | 448               | 1 461              | 364                  | 108                  | 109                  | 18                   | —                    | —                    | —                | 7 174            | 7 831                              | 536            |
| 5   |                          |                   |                    |                      |                      |                      |                      |                      |                      |                  |                  |                                    |                |

Table B — 29. Selected Monthly Owner Costs for Mortgaged Housing Units With a Black Householder: 1980

[Omit or estimates based on a sample, see Introduction. For meaning of symbols, see Introduction. For definitions of terms, see appendixes A and B]

| Inside SMSA's   | Total         | Less than \$200 | \$200 to \$249 | \$250 to \$299 | \$300 to \$349 | \$350 to \$399 | \$400 to \$499 | \$500 to \$599 | \$600 to \$749 | \$750 or more | Median (dollars) |
|---|---------------|-----------------|----------------|----------------|----------------|----------------|----------------|----------------|----------------|---------------|------------------|
| <b>Specified owner-occupied housing units</b> -----                           | <b>11 490</b> | <b>724</b>      | <b>1 092</b>   | <b>1 396</b>   | <b>1 110</b>   | <b>1 126</b>   | <b>2 205</b>   | <b>1 577</b>   | <b>1 452</b>   | <b>808</b>    | <b>413</b>       |
| <b>PERSONS IN UNIT</b>  |               |                 |                |                |                |                |                |                |                |               |                  |
| 1 person -----  | 1 190         | 191             | 236            | 165            | 100            | 140            | 131            | 89             | 89             | 49            | 301              |
| 2 persons -----   | 2 600         | 258             | 335            | 366            | 269            | 216            | 440            | 268            | 256            | 192           | 367              |
| 3 persons -----   | 2 613         | 138             | 212            | 312            | 236            | 237            | 514            | 440            | 324            | 200           | 433              |
| 4 persons -----   | 2 557         | 80              | 138            | 316            | 270            | 278            | 544            | 408            | 353            | 170           | 437              |
| 5 persons -----   | 1 462         | 52              | 91             | 138            | 128            | 120            | 328            | 207            | 277            | 121           | 465              |
| 6 persons -----   | 640           | 5               | 53             | 37             | 85             | 94             | 136            | 111            | 50             | 69            | 429              |
| 7 persons -----   | 299           | —               | 22             | 42             | 12             | 14             | 72             | 54             | 76             | 7             | 485              |
| 8 or more persons -----   | 129           | —               | 5              | 20             | 10             | 27             | 40             | —              | 27             | —             | 416              |
| Median -----  | 3.25          | 2.16            | 2.43           | 3.04           | 3.29           | 3.37           | 3.53           | 3.48           | 3.66           | 3.31          | ...              |
| <b>HOUSEHOLD TYPE AND AGE OF HOUSEHOLDER</b>                                  |               |                 |                |                |                |                |                |                |                |               |                  |
| <b>Married-couple families</b> -----  | <b>7 766</b>  | <b>340</b>      | <b>593</b>     | <b>843</b>     | <b>696</b>     | <b>713</b>     | <b>1 596</b>   | <b>1 185</b>   | <b>1 144</b>   | <b>656</b>    | <b>445</b>       |
| 15 to 24 years -----  | 112           | 6               | 9              | 11             | 6              | 17             | 24             | 18             | 21             | —             | 429              |
| 25 to 34 years -----  | 1 791         | 25              | 39             | 95             | 88             | 134            | 413            | 419            | 399            | 179           | 524              |
| 35 to 44 years -----  | 2 241         | 26              | 123            | 179            | 150            | 246            | 475            | 377            | 387            | 278           | 484              |
| 45 to 64 years -----  | 3 173         | 189             | 345            | 462            | 380            | 291            | 619            | 364            | 330            | 193           | 386              |
| 65 years and over -----   | 449           | 94              | 77             | 96             | 72             | 25             | 65             | 7              | 7              | 6             | 278              |
| <b>Male householder, no wife present</b> -----                                | <b>1 210</b>  | <b>137</b>      | <b>105</b>     | <b>159</b>     | <b>110</b>     | <b>109</b>     | <b>198</b>     | <b>149</b>     | <b>177</b>     | <b>66</b>     | <b>393</b>       |
| 15 to 24 years -----  | 42            | —               | —              | 13             | 9              | —              | 11             | —              | 7              | —             | 344              |
| 25 to 34 years -----  | 370           | 19              | 7              | 10             | 43             | 36             | 66             | 60             | 110            | 19            | 507              |
| 35 to 44 years -----  | 290           | 39              | 21             | 33             | 24             | 20             | 42             | 57             | 29             | 25            | 424              |
| 45 to 64 years -----  | 417           | 64              | 47             | 86             | 27             | 45             | 73             | 32             | 31             | 12            | 321              |
| 65 years and over -----   | 91            | 15              | 30             | 17             | 7              | 6              | 6              | —              | —              | 10            | 251              |
| <b>Female householder, no husband present</b> -----                           | <b>2 514</b>  | <b>247</b>      | <b>394</b>     | <b>394</b>     | <b>304</b>     | <b>304</b>     | <b>411</b>     | <b>243</b>     | <b>131</b>     | <b>86</b>     | <b>337</b>       |
| 15 to 24 years -----  | 25            | —               | —              | 8              | —              | —              | 12             | —              | —              | 5             | 419              |
| 25 to 34 years -----  | 343           | 10              | 17             | 16             | 52             | 71             | 72             | 49             | 25             | 31            | 407              |
| 35 to 44 years -----  | 772           | 43              | 112            | 132            | 99             | 75             | 134            | 103            | 48             | 26            | 350              |
| 45 to 64 years -----  | 1 105         | 136             | 194            | 203            | 107            | 152            | 171            | 67             | 51             | 24            | 309              |
| 65 years and over -----   | 269           | 58              | 71             | 35             | 46             | 6              | 22             | 24             | 7              | —             | 258              |
| Median age -----  | 44.3          | 56.4            | 52.0           | 49.6           | 47.3           | 43.5           | 42.8           | 39.4           | 38.2           | 40.5          | ...              |
| <b>YEAR HOUSEHOLDER MOVED INTO UNIT</b>                                       |               |                 |                |                |                |                |                |                |                |               |                  |
| 1979 to March 1980 -----  | 1 678         | 42              | 21             | 42             | 66             | 90             | 273            | 378            | 497            | 269           | 581              |
| 1975 to 1978 -----  | 3 920         | 59              | 63             | 258            | 291            | 447            | 891            | 857            | 689            | 365           | 494              |
| 1970 to 1974 -----  | 2 713         | 120             | 211            | 474            | 395            | 373            | 635            | 207            | 197            | 101           | 371              |
| 1960 to 1969 -----  | 2 541         | 279             | 658            | 544            | 290            | 174            | 344            | 129            | 56             | 67            | 281              |
| 1959 or earlier -----   | 638           | 224             | 139            | 78             | 68             | 42             | 62             | 6              | 13             | 6             | 234              |
| <b>ROOMS</b>  |               |                 |                |                |                |                |                |                |                |               |                  |
| 1 to 3 rooms -----  | 198           | 20              | 59             | 42             | 25             | 6              | 26             | 14             | 6              | —             | 274              |
| 4 rooms -----   | 774           | 206             | 153            | 126            | 70             | 50             | 67             | 56             | 28             | 18            | 261              |
| 5 rooms -----   | 1 277         | 176             | 184            | 224            | 120            | 135            | 196            | 104            | 116            | 22            | 323              |
| 6 rooms -----   | 2 102         | 86              | 215            | 388            | 245            | 242            | 406            | 229            | 225            | 66            | 374              |
| 7 rooms -----   | 2 431         | 105             | 184            | 241            | 197            | 238            | 502            | 442            | 339            | 183           | 444              |
| 8 or more rooms -----   | 4 708         | 131             | 297            | 375            | 453            | 455            | 1 008          | 732            | 738            | 519           | 463              |
| Median -----  | 7.1           | 5.3             | 6.2            | 6.3            | 7.0            | 7.0            | 7.3            | 7.4            | 7.5            | 8.0           | ...              |
| <b>YEAR STRUCTURE BUILT</b>   |               |                 |                |                |                |                |                |                |                |               |                  |
| 1975 to March 1980 -----  | 1 699         | 8               | —              | 22             | 32             | 54             | 233            | 371            | 568            | 411           | 634              |
| 1970 to 1974 -----  | 2 080         | 29              | 11             | 159            | 176            | 225            | 582            | 425            | 321            | 152           | 480              |
| 1960 to 1969 -----  | 1 793         | 38              | 141            | 189            | 166            | 212            | 411            | 288            | 254            | 94            | 431              |
| 1950 to 1959 -----  | 2 514         | 163             | 432            | 453            | 268            | 237            | 473            | 246            | 172            | 70            | 339              |
| 1940 to 1949 -----  | 1 587         | 155             | 268            | 316            | 205            | 210            | 229            | 127            | 28             | 49            | 313              |
| 1939 or earlier -----   | 1 817         | 331             | 240            | 257            | 263            | 188            | 277            | 120            | 109            | 32            | 315              |
| <b>VALUE</b>  |               |                 |                |                |                |                |                |                |                |               |                  |
| Less than \$10,000 -----  | 23            | 15              | —              | 8              | —              | —              | —              | —              | —              | —             | 171              |
| \$10,000 to \$19,999 -----  | 122           | 47              | 23             | 46             | —              | 6              | —              | —              | —              | —             | 230              |
| \$20,000 to \$29,999 -----  | 456           | 136             | 112            | 77             | 45             | 42             | 38             | 6              | —              | —             | 241              |
| \$30,000 to \$39,999 -----  | 1 063         | 170             | 182            | 200            | 160            | 112            | 208            | 10             | 12             | 9             | 295              |
| \$40,000 to \$49,999 -----  | 1 949         | 152             | 314            | 368            | 281            | 244            | 310            | 181            | 68             | 31            | 325              |
| \$50,000 to \$59,999 -----  | 2 174         | 83              | 226            | 304            | 264            | 311            | 437            | 332            | 210            | 7             | 384              |
| \$60,000 to \$79,999 -----  | 3 609         | 100             | 228            | 320            | 268            | 303            | 858            | 692            | 621            | 219           | 468              |
| \$80,000 to \$99,999 -----  | 1 354         | 21              | 7              | 57             | 53             | 73             | 268            | 254            | 344            | 277           | 578              |
| \$100,000 to \$149,999 -----  | 639           | —               | —              | 16             | 39             | 35             | 79             | 102            | 163            | 205           | 645              |
| \$150,000 or more -----   | 101           | —               | —              | —              | —              | —              | 7              | —              | 34             | 60            | 750+             |
| Median -----  | \$59 800      | \$39 700        | \$47 400       | \$50 000       | \$52 400       | \$54 600       | \$61 600       | \$66 900       | \$74 800       | \$90 800      | ...              |
| <b>SELECTED MONTHLY OWNER COSTS AS PERCENTAGE OF HOUSEHOLD INCOME IN 1979</b> |               |                 |                |                |                |                |                |                |                |               |                  |
| Less than 15 percent -----  | 2 519         | 400             | 517            | 522            | 325            | 231            | 288            | 126            | 95             | 15            | 283              |
| 15 to 19 percent -----  | 1 840         | 94              | 152            | 243            | 188            | 221            | 498            | 218            | 174            | 52            | 404              |
| 20 to 24 percent -----  | 1 745         | 36              | 121            | 141            | 210            | 161            | 401            | 370            | 211            | 94            | 451              |
| 25 to 29 percent -----  | 1 417         | 42              | 62             | 145            | 75             | 113            | 306            | 216            | 313            | 145           | 489              |
| 30 to 34 percent -----  | 973           | 32              | 17             | 81             | 56             | 106            | 167            | 174            | 202            | 138           | 516              |
| 35 percent or more -----  | 2 903         | 120             | 217            | 249            | 234            | 288            | 529            | 450            | 452            | 364           | 470              |
| Not computed -----  | 93            | —               | 6              | 15             | 22             | 6              | 16             | 23             | 5              | —             | 379              |
| Median -----  | 23.8          | 14.0            | 15.9           | 18.5           | 20.7           | 23.4           | 23.8           | 26.5           | 28.9           | 33.6          | ...              |
| <b>SELECTED CHARACTERISTICS</b>   |               |                 |                |                |                |                |                |                |                |               |                  |
| <b>Heating equipment</b> -----  | <b>11 490</b> | <b>724</b>      | <b>1 092</b>   | <b>1 396</b>   | <b>1 110</b>   | <b>1 126</b>   | <b>2 205</b>   | <b>1 577</b>   | <b>1 452</b>   | <b>808</b>    | <b>413</b>       |
| Steam or hot water system -----   | 648           | 41              | 66             | 76             | 51             | 36             | 132            | 85             | 90             | 71            | 439              |
| Central warm-air furnace or electric heat pump -----                          | 10 211        | 585             | 956            | 1 233          | 1 009          | 1 039          | 1 981          | 1 439          | 1 288          | 681           | 414              |
| Other built-in electric units -----   | 175           | 11              | 5              | 12             | 3              | 9              | 59             | 15             | 26             | 35            | 481              |
| Floor, wall, or pipeless furnace -----  | 176           | 14              | 38             | 43             | 41             | 5              | —              | 7              | 21             | 7             | 292              |
| Other means -----   | 280           | 73              | 27             | 32             | 6              | 37             | 33             | 31             | 27             | 14            | 353              |
| <b>Air conditioning</b> -----   | <b>2 444</b>  | <b>132</b>      | <b>173</b>     | <b>162</b>     | <b>166</b>     | <b>244</b>     | <b>441</b>     | <b>409</b>     | <b>496</b>     | <b>221</b>    | <b>480</b>       |
| Central system -----  | 1 595         | 45              | 71             | 90             | 67             | 123            | 334            | 309            | 368            | 188           | 522              |
| 1 or more individual room units -----   | 849           | 87              | 102            | 72             | 99             | 121            | 107            | 100            | 128            | 33            | 377              |
| <b>House heating fuel</b> -----   | <b>11 490</b> | <b>724</b>      | <b>1 092</b>   | <b>1 396</b>   | <b>1 110</b>   | <b>1 126</b>   | <b>2 205</b>   | <b>1 577</b>   | <b>1 452</b>   | <b>808</b>    | <b>413</b>       |
| Utility gas -----   | 10 209        | 672             | 998            | 1 284          | 1 021          | 1 035          | 1 886          | 1 409          | 1 214          | 690           | 405              |
| Bottled, tank, or LP gas -----  | 67            | —               | 6              | —              | 6              | 6              | 21             | 6              | 8              | 14            | 487              |
| Electricity -----   | 1 161         | 43              | 88             | 107            | 77             | 85             | 291            | 154            | 216            | 100           | 468              |
| Fuel oil, kerosene, etc. -----  | 9             | —               | —              | —              | 6              | —              | —              | —              | 3              | —             | 338              |
| Other -----   | 44            | 9               | —              | 5              | —              | —              | 7              | 8              | 11             | 4             | 513              |

Table B—30. Selected Monthly Owner Costs for Not Mortgaged Housing Units With a Black Householder: 1980

[Data are estimates based on a sample, see Introduction. For meaning of symbols, see Introduction. For definitions of terms, see appendixes A and B]

| Inside SMSA's   | Total        | Less than \$50 | \$50 to \$74 | \$75 to \$99 | \$100 to \$124 | \$125 to \$149 | \$150 to \$199 | \$200 to \$249 | \$250 or more | Median (dollars) |
|---|--------------|----------------|--------------|--------------|----------------|----------------|----------------|----------------|---------------|------------------|
| <b>Specified owner-occupied housing units</b> -----                           | <b>1 690</b> | <b>10</b>      | <b>36</b>    | <b>183</b>   | <b>295</b>     | <b>449</b>     | <b>433</b>     | <b>193</b>     | <b>91</b>     | <b>143</b>       |
| <b>PERSONS IN UNIT</b>  |              |                |              |              |                |                |                |                |               |                  |
| 1 person -----  | 468          | 7              | 12           | 78           | 129            | 126            | 87             | 29             | —             | 127              |
| 2 persons -----   | 629          | —              | 12           | 77           | 115            | 181            | 160            | 62             | 22            | 140              |
| 3 persons -----   | 268          | 3              | —            | 18           | 39             | 69             | 82             | 45             | 12            | 153              |
| 4 persons -----   | 192          | —              | 4            | 4            | 12             | 27             | 47             | 49             | 49            | 202              |
| 5 persons -----   | 57           | —              | 8            | —            | —              | 24             | 9              | 8              | 8             | 146              |
| 6 persons -----   | 38           | —              | —            | —            | —              | 15             | 23             | —              | —             | 159              |
| 7 persons -----   | 38           | —              | —            | 6            | —              | 7              | 25             | —              | —             | 162              |
| 8 or more persons -----   | —            | —              | —            | —            | —              | —              | —              | —              | —             | —                |
| Median -----  | 2.10         | 1.21           | 2.00         | 1.68         | 1.66           | 2.04           | 2.31           | 2.62           | 3.73          | ...              |
| <b>HOUSEHOLD TYPE AND AGE OF HOUSEHOLDER</b>                                  |              |                |              |              |                |                |                |                |               |                  |
| <b>Married-couple families</b> -----  | <b>812</b>   | <b>3</b>       | <b>20</b>    | <b>59</b>    | <b>91</b>      | <b>252</b>     | <b>242</b>     | <b>107</b>     | <b>38</b>     | <b>148</b>       |
| 15 to 24 years -----  | 8            | —              | —            | 3            | —              | 5              | —              | —              | —             | 130              |
| 25 to 34 years -----  | 35           | 3              | —            | 6            | —              | —              | 5              | 13             | 8             | 213              |
| 35 to 44 years -----  | 127          | —              | —            | —            | 19             | 45             | 56             | 7              | —             | 150              |
| 45 to 64 years -----  | 313          | —              | 8            | 28           | 30             | 106            | 73             | 59             | 9             | 146              |
| 65 years and over -----   | 329          | —              | 12           | 22           | 42             | 96             | 108            | 28             | 21            | 148              |
| <b>Male householder, no wife present</b> -----                                | <b>176</b>   | <b>—</b>       | <b>12</b>    | <b>21</b>    | <b>49</b>      | <b>34</b>      | <b>24</b>      | <b>20</b>      | <b>16</b>     | <b>129</b>       |
| 15 to 24 years -----  | —            | —              | —            | —            | —              | —              | —              | —              | —             | —                |
| 25 to 34 years -----  | 19           | —              | 5            | —            | 7              | 7              | —              | —              | —             | 116              |
| 35 to 44 years -----  | 34           | —              | —            | 7            | —              | —              | —              | 11             | 16            | 245              |
| 45 to 64 years -----  | 38           | —              | —            | 7            | 16             | 9              | 6              | —              | —             | 119              |
| 65 years and over -----   | 85           | —              | 7            | 7            | 26             | 18             | 18             | 9              | —             | 128              |
| <b>Female householder, no husband present</b> -----                           | <b>702</b>   | <b>7</b>       | <b>4</b>     | <b>103</b>   | <b>155</b>     | <b>163</b>     | <b>167</b>     | <b>66</b>      | <b>37</b>     | <b>138</b>       |
| 15 to 24 years -----  | 20           | —              | —            | 15           | —              | —              | 5              | —              | —             | 92               |
| 25 to 34 years -----  | 27           | —              | —            | —            | 5              | 16             | —              | 6              | —             | 138              |
| 35 to 44 years -----  | 81           | —              | —            | —            | 12             | 5              | 24             | 20             | 20            | 199              |
| 45 to 64 years -----  | 218          | 7              | —            | 33           | 24             | 43             | 91             | 11             | 9             | 151              |
| 65 years and over -----   | 356          | —              | 4            | 55           | 114            | 99             | 47             | 29             | 8             | 126              |
| Median age -----  | 62.2         | 61.4           | 68.6         | 63.9         | 68.3           | 62.6           | 58.7           | 53.6           | 45.8          | ...              |
| <b>YEAR HOUSEHOLDER MOVED INTO UNIT</b>                                       |              |                |              |              |                |                |                |                |               |                  |
| 1979 to March 1980 -----  | 69           | —              | —            | 25           | 8              | 13             | 6              | 17             | —             | 128              |
| 1975 to 1978 -----  | 164          | 3              | 7            | 45           | 25             | 55             | 20             | —              | 9             | 126              |
| 1970 to 1974 -----  | 211          | —              | —            | 13           | 33             | 43             | 56             | 14             | 52            | 165              |
| 1960 to 1969 -----  | 467          | —              | 5            | 27           | 81             | 136            | 146            | 50             | 22            | 147              |
| 1959 or earlier -----   | 779          | 7              | 24           | 73           | 148            | 202            | 205            | 112            | 8             | 142              |
| <b>ROOMS</b>  |              |                |              |              |                |                |                |                |               |                  |
| 1 to 3 rooms -----  | 37           | 3              | —            | 7            | 9              | 5              | 5              | —              | 8             | 124              |
| 4 rooms -----   | 191          | 7              | 7            | 65           | 29             | 40             | 24             | 19             | —             | 114              |
| 5 rooms -----   | 403          | —              | 19           | 69           | 110            | 103            | 71             | 23             | 8             | 126              |
| 6 rooms -----   | 298          | —              | —            | 18           | 68             | 116            | 54             | 30             | 12            | 139              |
| 7 rooms -----   | 354          | —              | 10           | 18           | 43             | 90             | 99             | 62             | 32            | 158              |
| 8 or more rooms -----   | 407          | —              | —            | 6            | 36             | 95             | 180            | 59             | 31            | 168              |
| Median -----  | 6.2          | 3.8            | 5.1          | 4.8          | 5.5            | 6.2            | 7.1            | 6.9            | 7.0           | ...              |
| <b>YEAR STRUCTURE BUILT</b>   |              |                |              |              |                |                |                |                |               |                  |
| 1975 to March 1980 -----  | 11           | —              | —            | 3            | —              | 8              | —              | —              | —             | 133              |
| 1970 to 1974 -----  | 50           | —              | —            | 17           | —              | 5              | 12             | 6              | 10            | 163              |
| 1960 to 1969 -----  | 104          | —              | —            | 13           | 28             | 6              | 26             | 22             | 9             | 160              |
| 1950 to 1959 -----  | 274          | —              | —            | 28           | 29             | 90             | 85             | 35             | 7             | 147              |
| 1940 to 1949 -----  | 370          | —              | 5            | 26           | 84             | 67             | 87             | 69             | 32            | 152              |
| 1939 or earlier -----   | 881          | 10             | 31           | 96           | 154            | 273            | 223            | 61             | 33            | 139              |
| <b>VALUE</b>  |              |                |              |              |                |                |                |                |               |                  |
| Less than \$10,000 -----  | 32           | 3              | —            | 11           | 12             | —              | 6              | —              | —             | 104              |
| \$10,000 to \$19,999 -----  | 179          | —              | —            | 54           | 38             | 51             | 8              | 20             | 8             | 123              |
| \$20,000 to \$29,999 -----  | 238          | 7              | 36           | 33           | 62             | 40             | 36             | —              | 24            | 117              |
| \$30,000 to \$39,999 -----  | 276          | —              | —            | 25           | 29             | 87             | 94             | 41             | —             | 149              |
| \$40,000 to \$49,999 -----  | 346          | —              | —            | 40           | 73             | 114            | 76             | 35             | 8             | 138              |
| \$50,000 to \$59,999 -----  | 247          | —              | —            | 13           | 55             | 82             | 74             | 23             | —             | 142              |
| \$60,000 to \$79,999 -----  | 273          | —              | —            | —            | 19             | 57             | 117            | 60             | 20            | 176              |
| \$80,000 to \$99,999 -----  | 48           | —              | —            | —            | 7              | 10             | 16             | 8              | 7             | 172              |
| \$100,000 to \$149,999 -----  | 21           | —              | —            | —            | —              | —              | —              | 6              | 15            | 250+             |
| \$150,000 or more -----   | 30           | —              | —            | 7            | —              | 8              | 6              | —              | 9             | 150              |
| Median -----  | \$43 900     | \$23 200       | \$21 900     | \$28 500     | \$41 000       | \$46 000       | \$49 500       | \$50 100       | \$67 500      | ...              |
| <b>SELECTED MONTHLY OWNER COSTS AS PERCENTAGE OF HOUSEHOLD INCOME IN 1979</b> |              |                |              |              |                |                |                |                |               |                  |
| Less than 10 percent -----  | 458          | 3              | 20           | 60           | 62             | 138            | 125            | 41             | 9             | 140              |
| 10 to 14 percent -----  | 265          | —              | 4            | 23           | 32             | 74             | 106            | 26             | —             | 150              |
| 15 to 19 percent -----  | 199          | —              | —            | 16           | 30             | 69             | 49             | 28             | 7             | 144              |
| 20 to 24 percent -----  | 140          | —              | 12           | 23           | 16             | 25             | 32             | 26             | 6             | 144              |
| 25 to 29 percent -----  | 97           | —              | —            | 12           | 35             | 19             | 12             | 11             | 8             | 127              |
| 30 to 34 percent -----  | 138          | —              | —            | 18           | 42             | 31             | 26             | 12             | 9             | 132              |
| 35 percent or more -----  | 375          | —              | —            | 31           | 67             | 93             | 83             | 49             | 52            | 149              |
| Not computed -----  | 18           | 7              | —            | —            | 11             | —              | —              | —              | —             | 105              |
| Median -----  | 17.8         | 10—            | 10—          | 17.7         | 25.3           | 15.9           | 14.3           | 20.3           | 39.1          | ...              |
| <b>SELECTED CHARACTERISTICS</b>   |              |                |              |              |                |                |                |                |               |                  |
| <b>Heating equipment</b> -----  | <b>1 690</b> | <b>10</b>      | <b>36</b>    | <b>183</b>   | <b>295</b>     | <b>449</b>     | <b>433</b>     | <b>193</b>     | <b>91</b>     | <b>143</b>       |
| Steam or hot water system -----   | 195          | —              | —            | 19           | 27             | 40             | 59             | 26             | 24            | 160              |
| Central warm-air furnace or electric heat pump -----                          | 1 254        | —              | 21           | 117          | 214            | 346            | 349            | 148            | 59            | 145              |
| Other built-in electric units -----   | 13           | —              | —            | —            | —              | —              | —              | 13             | —             | 225              |
| Floor, wall, or pipeless furnace -----  | 79           | —              | 8            | 31           | 20             | 14             | 6              | —              | —             | 101              |
| Other means -----   | 149          | 10             | 7            | 16           | 34             | 49             | 19             | 6              | 8             | 129              |
| <b>Air conditioning</b> -----   | <b>284</b>   | <b>—</b>       | <b>8</b>     | <b>27</b>    | <b>38</b>      | <b>65</b>      | <b>65</b>      | <b>45</b>      | <b>36</b>     | <b>153</b>       |
| Central system -----  | 113          | —              | —            | —            | 6              | 14             | 21             | 36             | 36            | 222              |
| 1 or more individual room units -----   | 171          | —              | 8            | 27           | 32             | 51             | 44             | 9              | —             | 134              |
| <b>House heating fuel</b> -----   | <b>1 690</b> | <b>10</b>      | <b>36</b>    | <b>183</b>   | <b>295</b>     | <b>449</b>     | <b>433</b>     | <b>193</b>     | <b>91</b>     | <b>143</b>       |
| Utility gas -----   | 1 541        | —              | 36           | 176          | 272            | 427            | 394            | 174            | 62            | 142              |
| Bottled, tank, or LP gas -----  | 26           | —              | —            | 7            | 3              | —              | 16             | —              | —             | 159              |
| Electricity -----   | 113          | —              | —            | —            | 20             | 22             | 23             | 19             | 29            | 182              |
| Fuel oil, kerosene, etc. -----  | —            | —              | —            | —            | —              | —              | —              | —              | —             | —                |
| Other -----   | 10           | 10             | —            | —            | —              | —              | —              | —              | —             | 50—              |



Table B—31. Year Structure Built for Owner- and Renter-Occupied Housing Units With a Black Householder: 1980

(Data are estimates based on a sample, see Introduction. For meaning of symbols, see Introduction. For definitions of terms, see appendixes A and B.)

| Inside SMSA's                                  | Owner-occupied housing units |                    |              |              |              |                 | Renter-occupied housing units |                    |              |              |              |                 |
|--|------------------------------|--------------------|--------------|--------------|--------------|-----------------|-------------------------------|--------------------|--------------|--------------|--------------|-----------------|
|  | Total                        | 1975 to March 1980 | 1970 to 1974 | 1960 to 1969 | 1940 to 1959 | 1939 or earlier | Total                         | 1975 to March 1980 | 1970 to 1974 | 1960 to 1969 | 1940 to 1959 | 1939 or earlier |
| Occupied housing units                         | 14 921                       | 1 954              | 2 552        | 2 185        | 5 264        | 2 966           | 19 675                        | 1 848              | 4 212        | 4 965        | 5 756        | 2 894           |
| <b>HOUSEHOLD TYPE AND AGE OF HOUSEHOLDER</b>   |                              |                    |              |              |              |                 |                               |                    |              |              |              |                 |
| Married-couple families                        | 9 563                        | 1 579              | 1 874        | 1 475        | 3 217        | 1 418           | 5 575                         | 663                | 1 423        | 1 447        | 1 512        | 530             |
| 15 to 24 years                                 | 150                          | 26                 | 25           | 26           | 65           | 8               | 1 457                         | 187                | 481          | 394          | 339          | 56              |
| 25 to 34 years                                 | 2 031                        | 585                | 441          | 302          | 550          | 153             | 2 396                         | 270                | 619          | 685          | 589          | 233             |
| 35 to 44 years                                 | 2 632                        | 590                | 658          | 363          | 808          | 213             | 1 019                         | 151                | 208          | 243          | 326          | 91              |
| 45 to 64 years                                 | 3 891                        | 358                | 733          | 718          | 1 442        | 640             | 5 111                         | 32                 | 90           | 102          | 196          | 91              |
| 65 years and over                              | 859                          | 20                 | 17           | 66           | 352          | 404             | 1 192                         | 23                 | 25           | 23           | 62           | 59              |
| Male householder, no wife present              | 1 695                        | 164                | 253          | 216          | 647          | 415             | 5 657                         | 390                | 1 196        | 1 564        | 1 481        | 1 026           |
| 15 to 24 years                                 | 73                           | 8                  | 19           | —            | 18           | 28              | 1 285                         | 102                | 286          | 431          | 278          | 188             |
| 25 to 34 years                                 | 480                          | 79                 | 101          | 74           | 137          | 89              | 2 270                         | 172                | 563          | 566          | 595          | 374             |
| 35 to 44 years                                 | 388                          | 41                 | 67           | 64           | 142          | 74              | 913                           | 25                 | 168          | 293          | 256          | 171             |
| 45 to 64 years                                 | 527                          | 36                 | 50           | 69           | 259          | 113             | 1 020                         | 79                 | 163          | 247          | 293          | 238             |
| 65 years and over                              | 227                          | —                  | 16           | 9            | 91           | 111             | 1 169                         | 12                 | 16           | 27           | 59           | 55              |
| Female householder, no husband present         | 3 663                        | 211                | 425          | 494          | 1 400        | 1 133           | 8 443                         | 795                | 1 593        | 1 954        | 2 763        | 1 338           |
| 15 to 24 years                                 | 73                           | 19                 | 14           | 7            | 13           | 20              | 1 819                         | 171                | 304          | 567          | 581          | 196             |
| 25 to 34 years                                 | 445                          | 49                 | 114          | 41           | 152          | 89              | 2 838                         | 284                | 573          | 725          | 916          | 340             |
| 35 to 44 years                                 | 962                          | 72                 | 139          | 233          | 345          | 173             | 1 350                         | 124                | 327          | 269          | 430          | 200             |
| 45 to 64 years                                 | 1 470                        | 65                 | 158          | 179          | 662          | 406             | 1 488                         | 70                 | 200          | 267          | 557          | 394             |
| 65 years and over                              | 713                          | 6                  | —            | 34           | 228          | 445             | 948                           | 146                | 189          | 126          | 279          | 208             |
| Median age                                     | 45.5                         | 37.9               | 41.4         | 44.7         | 48.0         | 55.6            | 31.1                          | 29.8               | 29.9         | 29.4         | 32.5         | 36.3            |
| <b>YEAR HOUSEHOLDER MOVED INTO UNIT</b>        |                              |                    |              |              |              |                 |                               |                    |              |              |              |                 |
| 1979 to March 1980                             | 2 130                        | 792                | 366          | 312          | 472          | 188             | 11 727                        | 1 274              | 2 729        | 3 227        | 3 046        | 1 451           |
| 1975 to 1978                                   | 4 618                        | 1 162              | 1 125        | 732          | 1 048        | 551             | 5 856                         | 574                | 1 265        | 1 426        | 1 734        | 857             |
| 1970 to 1974                                   | 3 252                        | —                  | 1 061        | 583          | 1 183        | 425             | 1 218                         | —                  | 218          | 196          | 568          | 236             |
| 1960 to 1969                                   | 3 313                        | —                  | —            | 558          | 1 898        | 857             | 624                           | —                  | —            | 116          | 264          | 244             |
| 1959 or earlier                                | 1 608                        | —                  | —            | —            | 663          | 945             | 250                           | —                  | —            | —            | 144          | 106             |
| <b>ROOMS</b>                                   |                              |                    |              |              |              |                 |                               |                    |              |              |              |                 |
| 1 room   | 3                            | —                  | —            | —            | —            | 3               | 866                           | 67                 | 198          | 127          | 245          | 229             |
| 2 rooms  | 66                           | 12                 | 23           | 6            | 6            | 19              | 1 893                         | 186                | 406          | 558          | 403          | 340             |
| 3 rooms  | 313                          | 21                 | 57           | 35           | 129          | 71              | 5 046                         | 363                | 1 180        | 1 534        | 1 188        | 781             |
| 4 rooms  | 1 191                        | 64                 | 100          | 117          | 647          | 263             | 5 423                         | 491                | 1 097        | 1 368        | 1 880        | 587             |
| 5 rooms  | 1 982                        | 134                | 261          | 200          | 758          | 629             | 3 236                         | 354                | 703          | 665          | 1 075        | 439             |
| 6 rooms  | 2 693                        | 232                | 446          | 337          | 1 075        | 603             | 1 588                         | 203                | 299          | 298          | 491          | 297             |
| 7 or more rooms                                | 8 673                        | 1 491              | 1 665        | 1 490        | 2 649        | 1 378           | 1 623                         | 184                | 329          | 415          | 474          | 221             |
| Median   | 6.9                          | 7.4                | 7.1          | 7.4          | 6.5          | 6.3             | 3.9                           | 4.1                | 3.8          | 3.7          | 4.1          | 3.7             |
| <b>PLUMBING FACILITIES BY PERSONS PER ROOM</b> |                              |                    |              |              |              |                 |                               |                    |              |              |              |                 |
| Complete plumbing for exclusive use            | 14 884                       | 1 954              | 2 541        | 2 172        | 5 262        | 2 955           | 19 326                        | 1 815              | 4 160        | 4 930        | 5 715        | 2 706           |
| 0.50 or less                                   | 9 876                        | 1 284              | 1 525        | 1 335        | 3 494        | 2 238           | 9 863                         | 928                | 1 909        | 2 545        | 2 899        | 1 582           |
| 0.51 to 1.00                                   | 4 615                        | 628                | 940          | 790          | 1 568        | 689             | 8 235                         | 774                | 2 000        | 2 122        | 2 404        | 935             |
| 1.01 to 1.50                                   | 350                          | 34                 | 76           | 47           | 165          | 28              | 854                           | 54                 | 174          | 186          | 303          | 137             |
| 1.51 or more                                   | 43                           | 8                  | —            | —            | 35           | —               | 374                           | 59                 | 77           | 77           | 109          | 52              |
| Lacking complete plumbing for exclusive use    | 37                           | —                  | 11           | 13           | 2            | 11              | 349                           | 33                 | 52           | 35           | 41           | 188             |
| 0.50 or less                                   | 34                           | —                  | 11           | 13           | 2            | 8               | 140                           | 27                 | 30           | 14           | 3            | 66              |
| 0.51 to 1.00                                   | —                            | —                  | —            | —            | —            | —               | 163                           | 6                  | 16           | 21           | 19           | 101             |
| 1.01 to 1.50                                   | 3                            | —                  | —            | —            | —            | 3               | 25                            | —                  | 6            | —            | 19           | —               |
| 1.51 or more                                   | —                            | —                  | —            | —            | —            | —               | 21                            | —                  | —            | —            | —            | 21              |
| <b>PERSONS IN UNIT</b>                         |                              |                    |              |              |              |                 |                               |                    |              |              |              |                 |
| 1 person                                       | 1 981                        | 126                | 164          | 202          | 814          | 675             | 6 905                         | 540                | 1 354        | 1 889        | 1 784        | 1 338           |
| 2 persons                                      | 3 707                        | 323                | 540          | 530          | 1 386        | 928             | 5 034                         | 555                | 1 171        | 1 159        | 1 504        | 645             |
| 3 persons                                      | 3 189                        | 509                | 597          | 382          | 1 142        | 559             | 3 254                         | 271                | 704          | 869          | 1 036        | 374             |
| 4 persons                                      | 3 035                        | 551                | 569          | 575          | 932          | 408             | 2 321                         | 231                | 533          | 557          | 739          | 261             |
| 5 persons                                      | 1 712                        | 290                | 399          | 281          | 519          | 223             | 1 244                         | 151                | 283          | 289          | 398          | 123             |
| 6 or more persons                              | 1 297                        | 155                | 283          | 215          | 471          | 173             | 917                           | 100                | 167          | 202          | 295          | 153             |
| Median   | 3.06                         | 3.53               | 3.46         | 3.44         | 2.88         | 2.37            | 2.08                          | 2.19               | 2.14         | 2.01         | 2.23         | 1.67            |
| Total persons                                  | 49 794                       | 7 103              | 9 382        | 7 784        | 17 052       | 8 473           | 47 231                        | 4 617              | 9 982        | 11 726       | 14 812       | 6 094           |
| <b>UNITS IN STRUCTURE</b>                      |                              |                    |              |              |              |                 |                               |                    |              |              |              |                 |
| 1, detached or attached                        | 13 962                       | 1 819              | 2 303        | 2 023        | 5 011        | 2 806           | 5 567                         | 414                | 644          | 1 062        | 2 237        | 1 210           |
| 2  | 274                          | 18                 | 21           | 23           | 147          | 65              | 1 096                         | 46                 | 87           | 239          | 466          | 258             |
| 3 and 4  | 201                          | 39                 | 29           | 31           | 47           | 55              | 1 888                         | 99                 | 327          | 473          | 710          | 279             |
| 5 to 9   | 86                           | 5                  | 30           | 24           | 17           | 10              | 1 739                         | 176                | 351          | 369          | 569          | 274             |
| 10 to 49                                       | 196                          | 44                 | 51           | 44           | 27           | 30              | 6 799                         | 659                | 1 736        | 2 116        | 1 509        | 779             |
| 50 or more                                     | 65                           | —                  | 40           | 20           | 5            | —               | 2 488                         | 439                | 1 038        | 658          | 259          | 94              |
| Mobile home or trailer, etc.                   | 137                          | 29                 | 78           | 20           | 10           | —               | 98                            | 15                 | 29           | 48           | 6            | —               |
| <b>SELECTED CHARACTERISTICS</b>                |                              |                    |              |              |              |                 |                               |                    |              |              |              |                 |
| Heating equipment                              | 14 921                       | 1 954              | 2 552        | 2 185        | 5 264        | 2 966           | 19 647                        | 1 848              | 4 212        | 4 937        | 5 756        | 2 894           |
| Steam or hot water system                      | 1 012                        | 40                 | 72           | 135          | 290          | 475             | 4 999                         | 358                | 1 137        | 1 343        | 1 122        | 1 039           |
| Central warm-air furnace or electric heat pump | 12 842                       | 1 739              | 2 379        | 1 956        | 4 630        | 2 138           | 11 742                        | 1 230              | 2 551        | 2 840        | 3 793        | 1 328           |
| Other built-in electric units                  | 258                          | 120                | 36           | 10           | 66           | 26              | 1 557                         | 205                | 393          | 561          | 323          | 75              |
| Floor, wall, or pipeless furnace               | 283                          | 6                  | 15           | 28           | 127          | 107             | 591                           | 27                 | 87           | 107          | 230          | 140             |
| Other means                                    | 526                          | 49                 | 50           | 56           | 151          | 220             | 758                           | 28                 | 44           | 86           | 288          | 312             |
| Air conditioning                               | 3 174                        | 396                | 843          | 743          | 852          | 340             | 7 153                         | 915                | 2 631        | 2 392        | 1 000        | 215             |
| Central system                                 | 2 014                        | 340                | 650          | 596          | 333          | 95              | 3 213                         | 485                | 1 221        | 1 034        | 425          | 48              |
| 1 or more individual room units                | 1 160                        | 56                 | 193          | 147          | 519          | 245             | 3 940                         | 430                | 1 410        | 1 358        | 575          | 167             |
| House heating fuel                             | 14 921                       | 1 954              | 2 552        | 2 185        | 5 264        | 2 966           | 19 647                        | 1 848              | 4 212        | 4 937        | 5 756        | 2 894           |
| Utility gas                                    | 13 192                       | 1 521              | 2 123        | 2 000        | 4 794        | 2 754           | 14 257                        | 1 050              | 2 751        | 3 295        | 4 551        | 2 610           |
| Bottled, tank, or LP gas                       | 1 119                        | 13                 | 22           | 6            | 53           | 25              | 286                           | 23                 | 70           | 92           | 58           | 43              |
| Electricity                                    | 1 530                        | 403                | 387          | 168          | 404          | 168             | 4 809                         | 752                | 1 341        | 1 498        | 1 025        | 193             |
| Fuel oil, kerosene, etc.                       | 9                            | —                  | —            | —            | —            | 9               | 83                            | 8                  | 16           | 16           | 19           | 24              |
| Other  | 71                           | 17                 | 20           | 11           | 13           | 10              | 212                           | 15                 | 34           | 36           | 103          | 24              |
| Income in 1979 below poverty level             | 1 436                        | 62                 | 165          | 201          | 528          | 480             | 5 782                         | 523                | 922          | 1 284        | 1 918        | 1 135           |
| Percent below poverty level                    | 9.6                          | 3.2                | 6.5          | 9.2          | 10.0         | 16.2            | 29.4                          | 28.3               | 21.9         | 25.9         | 33.3         | 39.2            |
| <b>HOUSEHOLD INCOME IN 1979</b>                |                              |                    |              |              |              |                 |                               |                    |              |              |              |                 |
| Less than \$5,000                              | 1 262                        | 21                 | 114          | 155          | 412          | 560             | 5 094                         | 474                | 826          | 1 081        | 1 564        | 1 149           |
| \$5,000 to \$9,999                             | 1 652                        | 101                | 146          | 202          | 626          | 577             | 5 100                         | 450                | 991          | 1 238        | 1 672        | 749             |
| \$10,000 to \$12,499                           | 1 020                        | 82                 | 158          | 128          | 412          | 240             | 2 487                         | 205                | 501          | 726          | 689          | 366             |
| \$12,500 to \$14,999                           | 1 038                        | 102                | 166          | 192          | 391          | 187             | 1 605                         | 99                 | 430          | 452          | 429          | 195             |
| \$15,000 to \$19,999                           | 2 114                        | 190                | 324          | 264          | 895          | 441             | 2 614                         | 264                | 664          | 698          | 743          | 245             |
| \$20,000 to \$24,999                           | 2 249                        | 338                | 419          | 336          | 806          | 350             | 1 260                         | 140                | 342          | 376          | 306          | 96              |
| \$25,000 to \$34,999                           | 3 155                        | 582                | 736          | 511          | 998          | 328             | 1 081                         | 156                | 329          | 272          | 248          | 76              |
| \$35,000 to \$49,999                           | 1 855                        | 406                | 374          | 260          | 596          | 219             | 314                           | 56                 | 100          | 76           | 72           | 10              |
| \$50,000 or more                               | 576                          | 132                | 115          | 137          | 128          | 64              | 120                           | 4                  | 29           | 46           | 33           | 8               |
| Median   | \$20 689                     | \$27 432           | \$23 919     | \$21 654     | \$19 456     | \$13 917        | \$9 645                       | \$10 000           | \$11 442     | \$10 563     | \$8 873      | \$6 955         |
| Mean   | \$22 486                     | \$29 445           | \$25 184     | \$24 213     | \$21 195     | \$16 599        | \$11 538                      | \$12 426           | \$13 029     | \$12 833     | \$10 631     | \$8 380         |

Table B — 32. Units in Structure for Owner- and Renter-Occupied Housing Units With a Black Householder: 1980

[Data are estimates based on a sample, see Introduction. For meaning of symbols, see Introduction. For definitions of terms, see appendixes A and B]

| Inside SMSA's                                  | Owner-occupied housing units |                              |                 |                              | Renter-occupied housing units |                              |          |               |              |                |                  |                              |
|--|------------------------------|------------------------------|-----------------|------------------------------|-------------------------------|------------------------------|----------|---------------|--------------|----------------|------------------|------------------------------|
|  | Total                        | 1 unit, detached or attached | 2 or more units | Mobile home or trailer, etc. | Total                         | 1 unit, detached or attached | 2 units  | 3 and 4 units | 5 to 9 units | 10 to 49 units | 50 or more units | Mobile home or trailer, etc. |
| Occupied housing units                         | 14 921                       | 13 962                       | 822             | 137                          | 19 675                        | 5 567                        | 1 096    | 1 888         | 1 739        | 6 799          | 2 488            | 98                           |
| Condominium housing units                      | 231                          | 97                           | 134             | —                            | 359                           | 81                           | —        | 59            | 14           | 138            | 67               | —                            |
| <b>HOUSEHOLD TYPE AND AGE OF HOUSEHOLDER</b>   |                              |                              |                 |                              |                               |                              |          |               |              |                |                  |                              |
| Married-couple families                        | 9 563                        | 9 128                        | 371             | 64                           | 5 575                         | 2 047                        | 287      | 632           | 435          | 1 612          | 543              | 19                           |
| 15 to 24 years                                 | 150                          | 125                          | 17              | 8                            | 1 457                         | 271                          | 30       | 159           | 85           | 669            | 233              | 10                           |
| 25 to 34 years                                 | 2 031                        | 1 933                        | 71              | 27                           | 2 396                         | 914                          | 147      | 336           | 197          | 584            | 214              | 4                            |
| 35 to 44 years                                 | 2 632                        | 2 531                        | 93              | 8                            | 1 019                         | 523                          | 64       | 74            | 82           | 222            | 49               | 5                            |
| 45 to 64 years                                 | 3 891                        | 3 720                        | 155             | 16                           | 511                           | 279                          | 29       | 53            | 51           | 83             | 16               | —                            |
| 65 years and over                              | 859                          | 819                          | 35              | 5                            | 192                           | 60                           | 17       | 10            | 20           | 54             | 31               | —                            |
| Male householder, no wife present              | 1 695                        | 1 457                        | 210             | 28                           | 5 657                         | 974                          | 225      | 396           | 479          | 2 618          | 928              | 37                           |
| 15 to 24 years                                 | 73                           | 46                           | 15              | 12                           | 1 285                         | 153                          | 22       | 89            | 100          | 695            | 207              | 19                           |
| 25 to 34 years                                 | 480                          | 410                          | 70              | —                            | 2 270                         | 351                          | 138      | 174           | 179          | 1 074          | 341              | 13                           |
| 35 to 44 years                                 | 388                          | 335                          | 43              | 10                           | 913                           | 203                          | 27       | 39            | 85           | 419            | 135              | 5                            |
| 45 to 64 years                                 | 527                          | 473                          | 54              | —                            | 1 020                         | 222                          | 19       | 81            | 102          | 385            | 211              | —                            |
| 65 years and over                              | 227                          | 193                          | 28              | 6                            | 169                           | 45                           | 19       | 13            | 45           | 34             | 34               | —                            |
| Female householder, no husband present         | 3 663                        | 3 377                        | 241             | 45                           | 8 443                         | 2 546                        | 584      | 860           | 825          | 2 569          | 1 017            | 42                           |
| 15 to 24 years                                 | 73                           | 56                           | 14              | 3                            | 1 819                         | 363                          | 107      | 170           | 173          | 761            | 223              | 22                           |
| 25 to 34 years                                 | 445                          | 398                          | 33              | 14                           | 2 838                         | 891                          | 155      | 299           | 345          | 877            | 271              | —                            |
| 35 to 44 years                                 | 962                          | 896                          | 54              | 12                           | 1 350                         | 553                          | 82       | 144           | 109          | 363            | 92               | 7                            |
| 45 to 64 years                                 | 1 470                        | 1 379                        | 75              | 16                           | 1 488                         | 544                          | 189      | 157           | 102          | 328            | 155              | 13                           |
| 65 years and over                              | 713                          | 648                          | 65              | —                            | 948                           | 195                          | 51       | 90            | 96           | 240            | 276              | —                            |
| Median age                                     | 45.5                         | 45.6                         | 45.1            | 36.1                         | 31.1                          | 34.1                         | 33.7     | 29.9          | 31.3         | 28.9           | 30.7             | 24.6                         |
| <b>YEAR HOUSEHOLDER MOVED INTO UNIT</b>        |                              |                              |                 |                              |                               |                              |          |               |              |                |                  |                              |
| 1979 to March 1980                             | 2 130                        | 1 885                        | 213             | 32                           | 11 727                        | 2 764                        | 514      | 1 123         | 998          | 4 685          | 1 581            | 62                           |
| 1975 to 1978                                   | 4 618                        | 4 285                        | 250             | 83                           | 5 856                         | 1 859                        | 421      | 567           | 545          | 1 702          | 744              | 18                           |
| 1970 to 1974                                   | 3 252                        | 3 112                        | 133             | 7                            | 1 218                         | 477                          | 94       | 135           | 97           | 279            | 125              | 11                           |
| 1960 to 1969                                   | 3 313                        | 3 158                        | 140             | 15                           | 624                           | 343                          | 56       | 41            | 45           | 94             | 38               | 7                            |
| 1959 or earlier                                | 1 608                        | 1 522                        | 86              | —                            | 250                           | 124                          | 11       | 22            | 54           | 39             | —                | —                            |
| <b>ROOMS</b>                                   |                              |                              |                 |                              |                               |                              |          |               |              |                |                  |                              |
| 1 room   | 3                            | 3                            | —               | —                            | 866                           | 42                           | 13       | 56            | 44           | 463            | 248              | —                            |
| 2 rooms  | 66                           | 25                           | 37              | 4                            | 1 893                         | 126                          | 26       | 110           | 157          | 1 030          | 427              | 17                           |
| 3 rooms  | 313                          | 226                          | 71              | 16                           | 5 046                         | 553                          | 120      | 340           | 484          | 2 565          | 978              | 6                            |
| 4 rooms  | 1 191                        | 1 028                        | 129             | 34                           | 5 423                         | 1 205                        | 399      | 783           | 478          | 1 919          | 582              | 57                           |
| 5 rooms  | 1 982                        | 1 783                        | 148             | 51                           | 3 236                         | 1 363                        | 305      | 357           | 354          | 618            | 229              | 10                           |
| 6 rooms  | 2 693                        | 2 528                        | 148             | 17                           | 1 588                         | 1 005                        | 138      | 143           | 130          | 143            | 24               | 5                            |
| 7 or more rooms                                | 8 673                        | 8 369                        | 289             | 15                           | 1 623                         | 1 273                        | 95       | 99            | 92           | 61             | —                | 3                            |
| Median   | 6.9                          | 7.0                          | 5.7             | 4.8                          | 3.9                           | 5.1                          | 4.5      | 4.1           | 3.9          | 3.2            | 3.1              | 4.0                          |
| <b>PLUMBING FACILITIES BY PERSONS PER ROOM</b> |                              |                              |                 |                              |                               |                              |          |               |              |                |                  |                              |
| Complete plumbing for exclusive use            | 14 884                       | 13 932                       | 815             | 137                          | 19 326                        | 5 556                        | 1 057    | 1 868         | 1 691        | 6 615          | 2 441            | 98                           |
| 0.50 or less                                   | 9 876                        | 9 285                        | 514             | 77                           | 9 863                         | 2 632                        | 531      | 869           | 802          | 3 492          | 1 467            | 70                           |
| 0.51 to 1.00                                   | 4 615                        | 4 318                        | 265             | 32                           | 8 235                         | 2 547                        | 474      | 905           | 754          | 2 683          | 855              | 17                           |
| 1.01 to 1.50                                   | 350                          | 294                          | 36              | 20                           | 854                           | 288                          | 47       | 73            | 123          | 274            | 49               | —                            |
| 1.51 or more                                   | 43                           | 35                           | —               | 8                            | 374                           | 89                           | 5        | 21            | 12           | 166            | 70               | 11                           |
| Lacking complete plumbing for exclusive use    | 37                           | 30                           | 7               | —                            | 349                           | 11                           | 39       | 20            | 48           | 184            | 47               | —                            |
| 0.50 or less                                   | 34                           | 27                           | 7               | —                            | 140                           | —                            | 12       | 14            | 24           | 77             | 13               | —                            |
| 0.51 to 1.00                                   | —                            | —                            | —               | —                            | 163                           | —                            | 27       | 6             | 18           | 78             | 34               | —                            |
| 1.01 to 1.50                                   | 3                            | 3                            | —               | —                            | 25                            | —                            | —        | —             | 6            | 19             | —                | —                            |
| 1.51 or more                                   | —                            | —                            | —               | —                            | 21                            | 11                           | —        | —             | —            | 10             | —                | —                            |
| <b>BEDROOMS</b>                                |                              |                              |                 |                              |                               |                              |          |               |              |                |                  |                              |
| None   | 42                           | 11                           | 31              | —                            | 1 148                         | 75                           | 13       | 72            | 60           | 623            | 305              | —                            |
| 1  | 439                          | 336                          | 99              | 4                            | 7 282                         | 677                          | 181      | 478           | 742          | 3 707          | 1 454            | 43                           |
| 2  | 2 796                        | 2 466                        | 245             | 85                           | 6 986                         | 2 093                        | 580      | 966           | 564          | 2 126          | 613              | 44                           |
| 3  | 5 821                        | 5 573                        | 208             | 40                           | 3 059                         | 1 820                        | 255      | 270           | 286          | 301            | 116              | 11                           |
| 4  | 4 422                        | 4 241                        | 173             | 8                            | 973                           | 726                          | 52       | 93            | 60           | 42             | —                | —                            |
| 5 or more                                      | 1 401                        | 1 335                        | 66              | —                            | 227                           | 176                          | 15       | 9             | 27           | —              | —                | —                            |
| <b>HOUSEHOLD INCOME IN 1979</b>                |                              |                              |                 |                              |                               |                              |          |               |              |                |                  |                              |
| Less than \$5,000                              | 1 262                        | 1 142                        | 110             | 10                           | 5 094                         | 1 309                        | 263      | 573           | 491          | 1 795          | 640              | 23                           |
| \$5,000 to \$9,999                             | 1 652                        | 1 496                        | 113             | 43                           | 5 100                         | 1 286                        | 331      | 420           | 525          | 1 869          | 652              | 17                           |
| \$10,000 to \$14,999                           | 1 020                        | 925                          | 85              | 10                           | 2 487                         | 683                          | 155      | 309           | 180          | 821            | 321              | 18                           |
| \$15,000 to \$19,999                           | 1 038                        | 953                          | 65              | 20                           | 1 605                         | 479                          | 62       | 151           | 199          | 506            | 208              | —                            |
| \$20,000 to \$24,999                           | 2 114                        | 1 941                        | 142             | 31                           | 2 614                         | 735                          | 144      | 239           | 189          | 952            | 335              | 20                           |
| \$25,000 to \$29,999                           | 2 249                        | 2 100                        | 142             | 7                            | 1 260                         | 431                          | 76       | 90            | 49           | 462            | 132              | 20                           |
| \$30,000 to \$34,999                           | 3 155                        | 3 063                        | 84              | 8                            | 1 081                         | 474                          | 49       | 76            | 86           | 276            | 120              | —                            |
| \$35,000 to \$49,999                           | 1 855                        | 1 785                        | 62              | 8                            | 314                           | 137                          | 7        | 17            | 12           | 85             | 56               | —                            |
| \$50,000 or more                               | 576                          | 557                          | 19              | —                            | 120                           | 33                           | 9        | 13            | 8            | 33             | 24               | —                            |
| Median   | \$20 689                     | \$21 051                     | \$16 557        | \$13 187                     | \$9 645                       | \$10 690                     | \$9 148  | \$9 345       | \$8 649      | \$9 294        | \$9 596          | \$11 250                     |
| Mean   | \$22 486                     | \$22 806                     | \$18 376        | \$14 491                     | \$11 538                      | \$12 682                     | \$10 915 | \$10 461      | \$10 094     | \$11 328       | \$11 642         | \$11 749                     |
| <b>SELECTED CHARACTERISTICS</b>                |                              |                              |                 |                              |                               |                              |          |               |              |                |                  |                              |
| Heating equipment                              | 14 921                       | 13 962                       | 822             | 137                          | 19 647                        | 5 567                        | 1 096    | 1 888         | 1 739        | 6 777          | 2 482            | 98                           |
| Steam or hot water system                      | 1 012                        | 901                          | 106             | 5                            | 4 999                         | 543                          | 71       | 383           | 356          | 2 818          | 817              | 11                           |
| Central warm-air furnace or electric heat pump | 12 842                       | 12 134                       | 629             | 79                           | 11 742                        | 4 228                        | 914      | 1 251         | 1 077        | 2 925          | 1 265            | 82                           |
| Other built-in electric units                  | 258                          | 211                          | 42              | 5                            | 1 557                         | 232                          | 34       | 98            | 85           | 755            | 353              | —                            |
| Floor, wall, or pipeless furnace               | 283                          | 273                          | 7               | 3                            | 591                           | 235                          | 17       | 62            | 64           | 171            | 42               | —                            |
| Other means                                    | 526                          | 443                          | 38              | 45                           | 758                           | 329                          | 60       | 94            | 157          | 108            | 5                | 5                            |
| Air conditioning                               | 3 174                        | 2 919                        | 201             | 54                           | 7 153                         | 660                          | 95       | 246           | 399          | 3 914          | 1 796            | 43                           |
| Central system                                 | 2 014                        | 1 866                        | 110             | 38                           | 3 213                         | 386                          | 44       | 151           | 246          | 1 519          | 845              | 22                           |
| Vehicles available                             | 14 112                       | 13 211                       | 768             | 133                          | 13 985                        | 4 109                        | 804      | 1 387         | 1 241        | 4 569          | 1 809            | 66                           |
| 1  | 4 565                        | 4 195                        | 306             | 64                           | 10 190                        | 2 517                        | 602      | 1 027         | 970          | 3 579          | 1 448            | 47                           |
| 2 or more                                      | 9 547                        | 9 016                        | 462             | 69                           | 3 795                         | 1 592                        | 202      | 360           | 271          | 990            | 361              | 19                           |
| House heating fuel                             | 14 921                       | 13 962                       | 822             | 137                          | 19 647                        | 5 567                        | 1 096    | 1 888         | 1 739        | 6 777          | 2 482            | 98                           |
| Utility gas                                    | 13 192                       | 12 390                       | 689             | 113                          | 14 257                        | 4 575                        | 870      | 1 462         | 1 255        | 4 646          | 1 369            | 80                           |
| Bottled, tank, or LP gas                       | 119                          | 107                          | 5               | 7                            | 286                           | 81                           | 15       | 30            | 46           | 69             | 45               | —                            |
| Electricity                                    | 1 530                        | 1 397                        | 128             | 5                            | 4 809                         | 893                          | 208      | 384           | 422          | 1 870          | 1 014            | 18                           |
| Fuel oil, kerosene, etc.                       | 9                            | 9                            | —               | —                            | 83                            | 4                            | —        | —             | —            | 55             | 24               | —                            |
| Other  | 71                           | 59                           | —               | 12                           | 212                           | 14                           | 3        | 12            | 16           | 137            | 30               | —                            |
| Water heating fuel                             | 14 911                       | 13 952                       | 822             | 137                          | 19 646                        | 5 567                        | 1 096    | 1 888         | 1 739        | 6 770          | 2 488            | 98                           |
| Utility gas                                    | 13 404                       | 12 572                       | 721             | 111                          | 14 175                        | 4 631                        | 871      | 1 410         | 1 275        | 4 509          | 1 415            | 64                           |
| Bottled, tank, or LP gas                       | 434                          | 399                          | 24              | 11                           | 834                           | 255                          | 106      | 115           | 95           | 182            | 81               | —                            |
| Electricity                                    | 1 048                        | 956                          | 77              | 15                           | 4 497                         | 673                          | 119      | 351           | 369          | 1 992          | 959              | 34                           |
| Fuel oil, kerosene, etc.                       | 7                            | 7                            | —               | —                            | 52                            | 8                            | —        | —             | —            | 31             | 13               | —                            |
| Other  | 18                           | 18                           | —               | —                            | 88                            | —                            | —        | 12            | —            | 56             | 20               | —                            |
| Family householder                             | 12 569                       | 11 931                       | 542             | 96                           | 11 088                        | 4 190                        | 729      | 1 284         | 1 016        | 2 987          | 835              | 47                           |
| With own children under 18 years               | 7 525                        | 7 165                        | 287             | 73                           | 8 055                         | 3 363                        | 533      | 1 022         | 755          | 1 976          | 385              | 21                           |
| With own children under 6 years                | 2 278                        | 2 173                        | 82              | 23                           | 4 708                         | 1 895                        | 219      | 551           | 421          | 1 309          | 302              | 11                           |
| Female householder, no husband present         | 2 407                        | 2 250                        | 129             | 28                           | 4 781                         | 1 910                        | 400      | 593           | 514          | 1 113          | 240              | 11                           |
| With own children under 18 years               | 1 439                        | 1 329                        | 88              | 22                           | 3 979                         | 1 609                        | 310      | 483           | 415          | 951            | 200              | 11                           |
| With own children under 6 years                | 245                          | 223                          | 14              | 8                            | 2 047                         | 837                          | 117      |               |              |                |                  |                              |

Table B—33. Owner- and Renter-Occupied Housing Units With a Black Householder by Size of Household: 1980

[Data are estimates based on a sample, see Introduction. For meaning of symbols, see Introduction. For definitions of terms, see appendixes A and B.]

| Inside SMSA's   | Total         | 1 person     | 2 persons    | 3 persons    | 4 persons    | 5 persons    | 6 persons  | 7 persons  | 8 or more persons | Median      | Total persons |
|---|---------------|--------------|--------------|--------------|--------------|--------------|------------|------------|-------------------|-------------|---------------|
| <b>Owner-occupied housing units</b> -----                                   | <b>14 921</b> | <b>1 981</b> | <b>3 707</b> | <b>3 189</b> | <b>3 035</b> | <b>1 712</b> | <b>745</b> | <b>402</b> | <b>150</b>        | <b>3.06</b> | <b>49 794</b> |
| Nonrelatives present -----  | 887           | —            | 282          | 237          | 201          | 78           | 43         | 29         | 17                | 3.18        | 3 160         |
| <b>ROOMS</b>  |               |              |              |              |              |              |            |            |                   |             |               |
| 1 to 3 rooms -----  | 382           | 112          | 101          | 66           | 78           | 17           | 8          | —          | —                 | 2.28        | 1 050         |
| 4 rooms -----   | 1 191         | 362          | 472          | 177          | 88           | 36           | 56         | —          | —                 | 1.99        | 2 938         |
| 5 rooms -----   | 1 982         | 522          | 670          | 341          | 236          | 128          | 40         | 37         | 8                 | 2.20        | 5 224         |
| 6 rooms -----   | 2 693         | 384          | 672          | 645          | 572          | 308          | 61         | 31         | 20                | 2.95        | 8 544         |
| 7 rooms -----   | 3 068         | 273          | 726          | 653          | 734          | 403          | 163        | 88         | 28                | 3.32        | 10 964        |
| 8 or more rooms -----   | 5 605         | 328          | 1 066        | 1 307        | 1 327        | 820          | 417        | 246        | 94                | 3.58        | 21 074        |
| Median -----  | 6.9           | 5.5          | 6.4          | 7.1          | 7.2          | 7.4          | 7.7        | 7.9        | 8.1               | ...         | ...           |
| <b>PLUMBING FACILITIES BY PERSONS PER ROOM</b>                              |               |              |              |              |              |              |            |            |                   |             |               |
| <b>Complete plumbing for exclusive use</b> -----                            | <b>14 884</b> | <b>1 973</b> | <b>3 694</b> | <b>3 180</b> | <b>3 028</b> | <b>1 712</b> | <b>745</b> | <b>402</b> | <b>150</b>        | <b>3.06</b> | <b>49 694</b> |
| 1.00 or less -----  | 14 491        | 1 973        | 3 694        | 3 166        | 2 950        | 1 659        | 641        | 334        | 74                | 3.00        | 47 303        |
| 1.01 to 1.50 -----  | 350           | —            | —            | 14           | 78           | 36           | 96         | 68         | 58                | 5.99        | 2 066         |
| 1.51 or more -----  | 43            | —            | —            | —            | —            | 17           | 8          | —          | 18                | 6.06        | 325           |
| <b>Lacking complete plumbing for exclusive use</b> -----                    | <b>37</b>     | <b>8</b>     | <b>13</b>    | <b>9</b>     | <b>7</b>     | <b>—</b>     | <b>—</b>   | <b>—</b>   | <b>—</b>          | <b>2.31</b> | <b>100</b>    |
| 1.00 or less -----  | 34            | 8            | 13           | 6            | 7            | —            | —          | —          | —                 | 2.19        | 92            |
| 1.01 to 1.50 -----  | 3             | —            | —            | 3            | —            | —            | —          | —          | —                 | 3.00        | 8             |
| 1.51 or more -----  | —             | —            | —            | —            | —            | —            | —          | —          | —                 | —           | —             |
| <b>UNITS IN STRUCTURE</b>   |               |              |              |              |              |              |            |            |                   |             |               |
| 1, detached or attached -----   | 13 962        | 1 713        | 3 458        | 3 029        | 2 928        | 1 652        | 694        | 359        | 129               | 3.10        | 46 276        |
| 2 or more -----   | 822           | 233          | 218          | 146          | 74           | 51           | 36         | 43         | 21                | 2.32        | 3 090         |
| Mobile home or trailer, etc. -----  | 137           | 35           | 31           | 14           | 33           | 9            | 15         | —          | —                 | 2.68        | 428           |
| <b>VALUE</b>  |               |              |              |              |              |              |            |            |                   |             |               |
| <b>Specified owner-occupied housing units</b> -----                         | <b>13 180</b> | <b>1 658</b> | <b>3 229</b> | <b>2 881</b> | <b>2 749</b> | <b>1 519</b> | <b>678</b> | <b>337</b> | <b>129</b>        | <b>3.09</b> | <b>43 120</b> |
| Less than \$10,000 -----  | 55            | 7            | 6            | 28           | 6            | 8            | —          | —          | —                 | 3.02        | 164           |
| \$10,000 to \$19,999 -----  | 301           | 60           | 127          | 51           | 35           | 20           | 8          | —          | —                 | 2.21        | 785           |
| \$20,000 to \$29,999 -----  | 694           | 238          | 186          | 100          | 107          | 38           | 16         | 9          | 9                 | 2.09        | 1 611         |
| \$30,000 to \$39,999 -----  | 1 339         | 233          | 458          | 244          | 220          | 73           | 82         | 29         | —                 | 2.45        | 3 851         |
| \$40,000 to \$49,999 -----  | 2 295         | 434          | 500          | 450          | 484          | 220          | 111        | 67         | 29                | 2.97        | 7 660         |
| \$50,000 to \$59,999 -----  | 2 421         | 266          | 609          | 510          | 539          | 250          | 174        | 30         | 43                | 3.16        | 8 130         |
| \$60,000 to \$79,999 -----  | 3 882         | 296          | 838          | 970          | 801          | 596          | 176        | 174        | 31                | 3.33        | 13 560        |
| \$80,000 to \$99,999 -----  | 1 402         | 84           | 318          | 327          | 351          | 202          | 66         | 37         | 17                | 3.41        | 4 693         |
| \$100,000 to \$149,999 -----  | 660           | 22           | 163          | 169          | 177          | 106          | 23         | —          | —                 | 3.36        | 2 236         |
| \$150,000 or more -----   | 131           | 18           | 24           | 32           | 29           | 6            | 22         | —          | —                 | 3.23        | 430           |
| Median -----  | \$57 700      | \$47 500     | \$55 400     | \$61 000     | \$59 700     | \$63 100     | \$56 300   | \$63 000   | \$53 700          | ...         | ...           |
| <b>SELECTED CHARACTERISTICS</b>   |               |              |              |              |              |              |            |            |                   |             |               |
| <b>All income levels in 1979</b> -----                                      | <b>14 921</b> | <b>1 981</b> | <b>3 707</b> | <b>3 189</b> | <b>3 035</b> | <b>1 712</b> | <b>745</b> | <b>402</b> | <b>150</b>        | <b>3.06</b> | <b>49 794</b> |
| Median income -----   | \$20 689      | \$10 072     | \$18 849     | \$23 021     | \$24 400     | \$24 379     | \$22 444   | \$22 097   | \$25 333          | ...         | ...           |
| Median selected monthly owner costs as percentage of household income ----- | 23.3          | 34.1         | 22.2         | 22.4         | 21.9         | 22.9         | 24.7       | 20.9       | 22.0              | ...         | ...           |
| With a mortgage -----   | 23.8          | 34.2         | 23.3         | 23.5         | 22.4         | 23.2         | 25.6       | 22.6       | 22.0              | ...         | ...           |
| Not mortgaged -----   | 17.8          | 33.9         | 16.6         | 13.2         | 10.6         | 15.5         | 10—        | 10—        | —                 | ...         | ...           |
| <b>Income in 1979 below poverty level</b> -----                             | <b>1 436</b>  | <b>392</b>   | <b>258</b>   | <b>188</b>   | <b>233</b>   | <b>186</b>   | <b>109</b> | <b>62</b>  | <b>8</b>          | <b>2.86</b> | <b>...</b>    |
| Median income -----   | \$3 527       | \$2500—      | \$2 872      | \$3 485      | \$5 436      | \$5 423      | \$4 042    | \$9 583    | \$11 250          | ...         | ...           |
| Median selected monthly owner costs as percentage of household income ----- | 50+           | 50+          | 50+          | 50+          | 50+          | 50+          | 50+        | 48.8       | 24.0              | ...         | ...           |
| With a mortgage -----   | 50+           | 50+          | 50+          | 50+          | 50+          | 50+          | 50+        | 50+        | 24.0              | ...         | ...           |
| Not mortgaged -----   | 46.7          | 50+          | 38.8         | 30.9         | 44.1         | 30.0         | 27.5       | 12.5       | —                 | ...         | ...           |
| <b>Renter-occupied housing units</b> -----                                  | <b>19 675</b> | <b>6 905</b> | <b>5 034</b> | <b>3 254</b> | <b>2 321</b> | <b>1 244</b> | <b>515</b> | <b>304</b> | <b>98</b>         | <b>2.08</b> | <b>47 231</b> |
| Nonrelatives present -----  | 2 475         | —            | 1 503        | 412          | 243          | 168          | 78         | 66         | 5                 | 2.32        | 6 794         |
| <b>ROOMS</b>  |               |              |              |              |              |              |            |            |                   |             |               |
| 1 room -----  | 866           | 660          | 119          | 67           | 20           | —            | —          | —          | —                 | 1.16        | 1 042         |
| 2 rooms -----   | 1 893         | 1 222        | 451          | 145          | 45           | 14           | 11         | —          | 5                 | 1.27        | 2 896         |
| 3 rooms -----   | 5 046         | 2 900        | 1 442        | 496          | 140          | 43           | 20         | 5          | —                 | 1.37        | 8 061         |
| 4 rooms -----   | 5 423         | 1 536        | 1 683        | 1 314        | 632          | 206          | 28         | 24         | —                 | 2.20        | 12 616        |
| 5 rooms -----   | 3 236         | 377          | 775          | 748          | 704          | 405          | 181        | 24         | 22                | 3.12        | 10 063        |
| 6 rooms -----   | 1 588         | 147          | 275          | 226          | 393          | 303          | 118        | 106        | 20                | 3.87        | 5 780         |
| 7 or more rooms -----   | 1 623         | 63           | 289          | 258          | 387          | 273          | 157        | 145        | 51                | 4.02        | 6 773         |
| Median -----  | 3.9           | 3.0          | 3.8          | 4.2          | 5.0          | 5.4          | 5.6        | 6.4        | 6.6               | ...         | ...           |
| <b>PLUMBING FACILITIES BY PERSONS PER ROOM</b>                              |               |              |              |              |              |              |            |            |                   |             |               |
| <b>Complete plumbing for exclusive use</b> -----                            | <b>19 326</b> | <b>6 690</b> | <b>4 990</b> | <b>3 223</b> | <b>2 296</b> | <b>1 225</b> | <b>509</b> | <b>295</b> | <b>98</b>         | <b>2.10</b> | <b>46 580</b> |
| 1.00 or less -----  | 18 098        | 6 690        | 4 881        | 3 011        | 2 102        | 981          | 275        | 136        | 22                | 1.98        | 40 909        |
| 1.01 to 1.50 -----  | 854           | —            | —            | 145          | 140          | 187          | 203        | 130        | 49                | 5.26        | 4 237         |
| 1.51 or more -----  | 374           | —            | 109          | 67           | 54           | 57           | 31         | 29         | 27                | 3.70        | 1 434         |
| <b>Lacking complete plumbing for exclusive use</b> -----                    | <b>349</b>    | <b>215</b>   | <b>44</b>    | <b>31</b>    | <b>25</b>    | <b>19</b>    | <b>6</b>   | <b>9</b>   | <b>—</b>          | <b>1.31</b> | <b>651</b>    |
| 1.00 or less -----  | 303           | 215          | 34           | 31           | 14           | —            | —          | 9          | —                 | 1.20        | 480           |
| 1.01 to 1.50 -----  | 25            | —            | —            | —            | —            | 19           | 6          | —          | —                 | 5.16        | 117           |
| 1.51 or more -----  | 21            | —            | 10           | —            | 11           | —            | —          | —          | —                 | 3.55        | 54            |
| <b>UNITS IN STRUCTURE</b>   |               |              |              |              |              |              |            |            |                   |             |               |
| 1, detached or attached -----   | 5 567         | 1 019        | 1 264        | 1 037        | 1 053        | 679          | 236        | 204        | 75                | 2.98        | 17 077        |
| 2 -----   | 1 096         | 260          | 282          | 213          | 171          | 96           | 61         | 13         | —                 | 2.53        | 3 078         |
| 3 and 4 -----   | 1 888         | 503          | 491          | 378          | 310          | 112          | 89         | 5          | —                 | 2.40        | 5 162         |
| 5 to 9 -----  | 1 739         | 618          | 339          | 309          | 266          | 104          | 47         | 33         | 23                | 2.24        | 4 478         |
| 10 to 49 -----  | 6 799         | 3 078        | 1 893        | 1 097        | 412          | 225          | 64         | 30         | —                 | 1.67        | 13 063        |
| 50 or more -----  | 2 488         | 1 376        | 740          | 220          | 92           | 23           | 18         | 19         | —                 | 1.40        | 4 197         |
| Mobile home or trailer, etc. -----  | 98            | 51           | 25           | —            | 17           | 5            | —          | —          | —                 | 1.46        | 176           |
| <b>GROSS RENT</b>   |               |              |              |              |              |              |            |            |                   |             |               |
| <b>Specified renter-occupied housing units</b> -----                        | <b>19 220</b> | <b>6 838</b> | <b>4 993</b> | <b>3 131</b> | <b>2 206</b> | <b>1 165</b> | <b>502</b> | <b>291</b> | <b>94</b>         | <b>2.06</b> | <b>45 725</b> |
| Less than \$100 -----   | 1 579         | 742          | 282          | 216          | 152          | 92           | 64         | 5          | 26                | 1.67        | 3 407         |
| \$100 to \$149 -----  | 1 206         | 660          | 260          | 136          | 44           | 32           | 62         | 12         | —                 | 1.41        | 2 339         |
| \$150 to \$199 -----  | 3 191         | 1 618        | 865          | 341          | 196          | 137          | 6          | 25         | 3                 | 1.49        | 6 173         |
| \$200 to \$249 -----  | 4 812         | 1 966        | 1 340        | 708          | 477          | 238          | 43         | 30         | 10                | 1.83        | 10 236        |
| \$250 to \$299 -----  | 3 340         | 989          | 1 015        | 687          | 406          | 132          | 53         | 45         | 13                | 2.17        | 7 664         |
| \$300 to \$349 -----  | 1 890         | 465          | 584          | 409          | 220          | 108          | 78         | 21         | 5                 | 2.32        | 4 884         |
| \$350 to \$399 -----  | 1 273         | 184          | 322          | 217          | 275          | 149          | 61         | 55         | 10                | 3.10        | 4 091         |
| \$400 to \$499 -----  | 1 085         | 136          | 214          | 239          | 199          | 187          | 60         | 39         | 11                | 3.31        | 3 724         |
| \$500 or more -----   | 602           | 39           | 77           | 106          | 179          | 84           | 42         | 59         | 16                | 3.94        | 2 519         |
| No cash rent -----  | 242           | 39           | 34           | 72           | 58           | 6            | 33         | —          | —                 | 3.17        | 688           |
| Median -----  | \$235         | \$208        | \$240        | \$260        | \$272        | \$275        | \$304      | \$357      | \$284             | ...         | ...           |
| <b>SELECTED CHARACTERISTICS</b>   |               |              |              |              |              |              |            |            |                   |             |               |
| <b>All income levels in 1979</b> -----                                      | <b>19 675</b> | <b>6 905</b> | <b>5 034</b> | <b>3 254</b> | <b>2 321</b> | <b>1 244</b> | <b>515</b> | <b>304</b> | <b>98</b>         | <b>2.08</b> | <b>47 231</b> |
| Median income -----   | \$9 645       | \$7 286      | \$11 580     | \$10 219     | \$11 532     | \$11 893     | \$10 694   | \$12 880   | \$13 750          | ...         | ...           |
| Median gross rent as percentage of household income -----                   | 28.9          | 31.3         | 24.8         | 31.3         | 27.4         | 26.3         | 26.7       | 34.0       | 20.5              | ...         | ...           |
| <b>Income in 1979 below poverty level</b> -----                             | <b>5 782</b>  | <b>1 957</b> | <b>1 122</b> | <b>965</b>   | <b>815</b>   | <b>453</b>   | <b>278</b> | <b>145</b> | <b>47</b>         | <b>2.33</b> | <b>...</b>    |
| Median income -----   | \$3 344       | \$2500—      | \$3 275      | \$3 329      | \$4 314      | \$4 872      | \$6 458    | \$6 719    | \$10 536          | ...         | ...           |
| Median gross rent as percentage of household income -----                   | 50+           | 50+          | 50+          | 50+          | 50+          | 50+          | 43.6       | 50+        | 21.9              | ...         | ...           |

**Table B—34. Household Composition and Age of Householder for Owner- and Renter-Occupied Housing Units With a Black Householder: 1980**

[Data are estimates based on a sample, see Introduction. For meaning of symbols, see Introduction. For definitions of terms, see appendices A and B.]

|   | Married-couple families |                |                |                |                | Male householder, no wife present |                |                |                   |                | Female householder, no husband present |                |                |                |                | Median age |                   |                |                   |                |                |                   |
|---|-------------------------|----------------|----------------|----------------|----------------|-----------------------------------|----------------|----------------|-------------------|----------------|--|----------------|----------------|----------------|----------------|------------|-------------------|----------------|-------------------|----------------|----------------|-------------------|
|   | 15 to 24 years          |                | 25 to 34 years |                | 35 to 44 years |                                   | 45 to 64 years |                | 65 years and over |                | 15 to 24 years                         |                | 25 to 34 years |                | 35 to 44 years |            | 45 to 64 years    |                | 65 years and over |                |                |                   |
|   | Total                   | 15 to 24 years | 25 to 34 years | 35 to 44 years | 45 to 64 years | 65 years and over                 | 15 to 24 years | 25 to 34 years | 35 to 44 years    | 45 to 64 years | 65 years and over                      | 15 to 24 years | 25 to 34 years | 35 to 44 years | 45 to 64 years |            | 65 years and over | 15 to 24 years | 25 to 34 years    | 35 to 44 years | 45 to 64 years | 65 years and over |
| <b>Owner-occupied housing units</b> -----   | <b>14 921</b>           | <b>150</b>     | <b>2 031</b>   | <b>2 632</b>   | <b>3 891</b>   | <b>859</b>                        | <b>73</b>      | <b>480</b>     | <b>388</b>        | <b>527</b>     | <b>227</b>                             | <b>73</b>      | <b>445</b>     | <b>962</b>     | <b>1 470</b>   | <b>713</b> | <b>45.5</b>       |                |                   |                |                |                   |
| 1 person -----  | 1 981                   | —              | —              | —              | —              | —                                 | —              | —              | —                 | —              | —                                      | —              | —              | —              | —              | —          | —                 | —              | —                 | —              | —              | —                 |
| 2 persons -----   | 3 707                   | 50             | 278            | 285            | 1 246          | 617                               | 17             | 260            | 146               | 290            | 150                                    | 16             | 77             | 112            | 522            | 391        | 53.4              |                |                   |                |                |                   |
| 3 persons -----   | 3 189                   | 70             | 614            | 442            | 982            | 132                               | 23             | 109            | 135               | 135            | 36                                     | 28             | 94             | 150            | 332            | 189        | 53.1              |                |                   |                |                |                   |
| 4 persons -----   | 3 035                   | 30             | 575            | 891            | 823            | 39                                | 19             | 37             | 68                | 68             | 27                                     | 14             | 154            | 248            | 251            | 78         | 53.1              |                |                   |                |                |                   |
| 5 persons -----   | 1 297                   | —              | 413            | 562            | 429            | 41                                | 5              | 55             | 54                | 21             | 5                                      | 7              | 78             | 258            | 161            | 33         | 41.2              |                |                   |                |                |                   |
| 6 or more persons -----   | 3.06                    | 2.86           | 3.71           | 4.16           | 3.21           | 2.20                              | —              | —              | —                 | —              | —                                      | —              | —              | —              | —              | —          | 43.6              |                |                   |                |                |                   |
| Median -----  | 49 794                  | 486            | 8 062          | 11 592         | 13 843         | 2 177                             | 174            | 987            | 785               | 960            | 442                                    | 211            | 1 444          | 3 354          | 3 999          | 1 278      | 85.5              |                |                   |                |                |                   |
| Total persons -----   | 14 884                  | 150            | 2 028          | 2 625          | 3 885          | 859                               | 73             | 475            | 382               | 519            | 227                                    | 73             | 445            | 962            | 1 468          | 713        | 45.5              |                |                   |                |                |                   |
| <b>PLUMBING FACILITIES BY PERSONS PER ROOM</b>  |                         |                |                |                |                |                                   |                |                |                   |                |  |                |                |                |                |            |                   |                |                   |                |                |                   |
| Complete plumbing for exclusive use -----   | 393                     | 8              | 57             | 88             | 137            | 5                                 | —              | —              | —                 | —              | —                                      | —              | —              | —              | —              | —          | 44.5              |                |                   |                |                |                   |
| 1.01 or more persons per room -----   | 37                      | —              | 3              | 7              | 6              | —                                 | —              | —              | —                 | —              | —                                      | —              | —              | —              | —              | —          | 44.0              |                |                   |                |                |                   |
| Lacking complete plumbing for exclusive use -----   | 3                       | —              | —              | —              | —              | —                                 | —              | —              | —                 | —              | —                                      | —              | —              | —              | —              | —          | 27.5              |                |                   |                |                |                   |
| 1.01 or more persons per room -----   | —                       | —              | —              | —              | —              | —                                 | —              | —              | —                 | —              | —                                      | —              | —              | —              | —              | —          | —                 |                |                   |                |                |                   |
| <b>MORTGAGE STATUS AND SELECTED MONTHLY OWNER COSTS AS PERCENTAGE OF HOUSEHOLD INCOME IN 1979</b> |                         |                |                |                |                |                                   |                |                |                   |                |  |                |                |                |                |            |                   |                |                   |                |                |                   |
| <b>Specified owner-occupied housing units</b> -----   | <b>13 180</b>           | <b>120</b>     | <b>1 826</b>   | <b>2 368</b>   | <b>3 486</b>   | <b>778</b>                        | <b>42</b>      | <b>389</b>     | <b>324</b>        | <b>455</b>     | <b>176</b>                             | <b>45</b>      | <b>370</b>     | <b>853</b>     | <b>1 323</b>   | <b>625</b> | <b>45.7</b>       |                |                   |                |                |                   |
| With a mortgage -----   | 11 490                  | 112            | 1 791          | 2 241          | 3 173          | 449                               | 42             | 370            | 290               | 417            | 91                                     | 25             | 343            | 772            | 1 105          | 269        | 44.3              |                |                   |                |                |                   |
| Less than 15 percent -----  | 2 519                   | 18             | 167            | 490            | 1 202          | 96                                | —              | 34             | 82                | 119            | 20                                     | —              | 10             | 105            | 179            | 20         | 49.1              |                |                   |                |                |                   |
| 15 to 19 percent -----  | 1 840                   | —              | 331            | 419            | 581            | 75                                | —              | 27             | 39                | 59             | 15                                     | —              | 29             | 80             | 138            | 24         | 44.6              |                |                   |                |                |                   |
| 20 to 24 percent -----  | 1 745                   | 14             | 312            | 419            | 479            | 32                                | 18             | 81             | 25                | 44             | 13                                     | —              | 35             | 114            | 154            | 15         | 42.1              |                |                   |                |                |                   |
| 25 to 29 percent -----  | 1 417                   | 16             | 338            | 306            | 286            | 57                                | 2              | 47             | 44                | 45             | —                                      | 5              | 38             | 80             | 136            | 17         | 39.6              |                |                   |                |                |                   |
| 30 to 34 percent -----  | 973                     | 16             | 199            | 195            | 195            | 50                                | 6              | 29             | 20                | 67             | —                                      | —              | 18             | 79             | 136            | 21         | 42.9              |                |                   |                |                |                   |
| 35 percent or more -----  | 2 903                   | 40             | 444            | 392            | 424            | 139                               | 16             | 152            | 80                | 83             | 43                                     | 20             | 199            | 284            | 415            | 172        | 42.6              |                |                   |                |                |                   |
| Not computed -----  | 93                      | —              | —              | 20             | 6              | —                                 | —              | —              | —                 | —              | —                                      | —              | 14             | 30             | 15             | —          | 42.0              |                |                   |                |                |                   |
| Median -----  | 23.8                    | 31.3           | 26.3           | 22.4           | 18.3           | 26.9                              | 30.8           | 29.6           | 24.8              | 23.5           | 24.0                                   | 50+            | 39.9           | 29.5           | 28.1           | 48.4       | ...               |                |                   |                |                |                   |
| <b>Not mortgaged</b> -----  | <b>1 690</b>            | <b>8</b>       | <b>35</b>      | <b>127</b>     | <b>313</b>     | <b>329</b>                        | <b>—</b>       | <b>19</b>      | <b>34</b>         | <b>38</b>      | <b>85</b>                              | <b>20</b>      | <b>27</b>      | <b>81</b>      | <b>218</b>     | <b>356</b> | <b>62.2</b>       |                |                   |                |                |                   |
| Less than 10 percent -----  | 458                     | 3              | 13             | 96             | 144            | 46                                | —              | 12             | 7                 | 14             | 11                                     | —              | 5              | 11             | 45             | 51         | 54.9              |                |                   |                |                |                   |
| 10 to 14 percent -----  | 265                     | —              | 6              | 5              | 90             | 87                                | —              | —              | —                 | 6              | —                                      | —              | 10             | 8              | 31             | 22         | 62.3              |                |                   |                |                |                   |
| 15 to 19 percent -----  | 199                     | —              | —              | 13             | 33             | 60                                | —              | —              | —                 | 9              | —                                      | —              | 6              | —              | 5              | 39         | 69.2              |                |                   |                |                |                   |
| 20 to 24 percent -----  | 140                     | —              | 8              | 13             | 33             | 58                                | —              | —              | —                 | —              | —                                      | —              | —              | —              | —              | 21         | 68.8              |                |                   |                |                |                   |
| 25 to 29 percent -----  | 97                      | —              | 8              | 13             | 5              | 23                                | —              | —              | —                 | 4              | 6                                      | —              | 6              | 12             | 10             | 21         | 68.8              |                |                   |                |                |                   |
| 30 to 34 percent -----  | 138                     | 5              | —              | —              | 6              | 9                                 | —              | —              | —                 | —              | —                                      | —              | 6              | 13             | 8              | 13         | 58.1              |                |                   |                |                |                   |
| 35 percent or more -----  | 375                     | —              | —              | —              | 23             | 46                                | —              | 7              | 16                | 5              | 28                                     | —              | 6              | 20             | 15             | 77         | 67.9              |                |                   |                |                |                   |
| Not computed -----  | 18                      | —              | —              | —              | 6              | —                                 | —              | —              | —                 | —              | —                                      | —              | —              | —              | —              | 133        | 68.8              |                |                   |                |                |                   |
| Median -----  | 17.8                    | 31.0           | 13.8           | 10—            | 10.5           | 17.6                              | —              | 10—            | 24.5              | 14.2           | 22.0                                   | 31.4           | 14.2           | 27.8           | 31.3           | 32.1       | 62.5              |                |                   |                |                |                   |
| <b>Renter-occupied housing units</b> -----  | <b>19 675</b>           | <b>1 457</b>   | <b>2 396</b>   | <b>1 019</b>   | <b>511</b>     | <b>192</b>                        | <b>1 285</b>   | <b>2 270</b>   | <b>913</b>        | <b>1 020</b>   | <b>169</b>                             | <b>1 819</b>   | <b>2 838</b>   | <b>1 350</b>   | <b>1 488</b>   | <b>948</b> | <b>31.1</b>       |                |                   |                |                |                   |
| 1 person -----  | 6 905                   | —              | —              | —              | —              | —                                 | 685            | 1 433          | 605               | 825            | 129                                    | 587            | 797            | 267            | 817            | 760        | 34.7              |                |                   |                |                |                   |
| 2 persons -----   | 5 034                   | 562            | 562            | 222            | 204            | 162                               | 448            | 543            | 242               | 124            | 20                                     | 629            | 620            | 219            | 335            | 142        | 28.9              |                |                   |                |                |                   |
| 3 persons -----   | 3 254                   | 598            | 622            | 161            | 96             | 9                                 | 97             | 163            | 14                | 36             | —                                      | 401            | 613            | 314            | 113            | 17         | 27.9              |                |                   |                |                |                   |
| 4 persons -----   | 2 321                   | 200            | 658            | 259            | 101            | 13                                | 29             | 73             | 20                | 16             | 16                                     | 111            | 492            | 241            | 83             | 9          | 31.2              |                |                   |                |                |                   |
| 5 persons -----   | 1 244                   | 86             | 351            | 195            | 33             | 8                                 | 21             | 8              | 32                | 19             | 4                                      | 72             | 147            | 201            | 55             | 20         | 33.5              |                |                   |                |                |                   |
| 6 or more persons -----   | 917                     | 11             | 203            | 182            | 77             | 8                                 | 5              | 30             | —                 | —              | —                                      | 19             | 169            | 108            | 85             | —          | 35.0              |                |                   |                |                |                   |
| Median -----  | 2.08                    | 2.78           | 3.52           | 3.99           | 3.04           | 2.09                              | 1.44           | 1.29           | 1.25              | 1.12           | 1.16                                   | 2.01           | 2.50           | 3.10           | 1.41           | 1.12       | 85.5              |                |                   |                |                |                   |
| Total persons -----   | 47 231                  | 4 164          | 8 576          | 4 099          | 1 736          | 405                               | 2 226          | 3 708          | 1 273             | 1 287          | 260                                    | 3 777          | 7 591          | 4 064          | 2 952          | 1 113      | ...               |                |                   |                |                |                   |
| <b>PLUMBING FACILITIES BY PERSONS PER ROOM</b>  |                         |                |                |                |                |                                   |                |                |                   |                |  |                |                |                |                |            |                   |                |                   |                |                |                   |
| Complete plumbing for exclusive use -----   | 19 326                  | 1 442          | 2 367          | 1 019          | 511            | 192                               | 1 232          | 2 192          | 895               | 981            | 156                                    | 1 808          | 2 804          | 1 336          | 1 461          | 930        | 31.1              |                |                   |                |                |                   |
| 1.01 or more persons per room -----   | 1 228                   | 175            | 211            | 154            | 47             | —                                 | 47             | 81             | 26                | 39             | 13                                     | 151            | 168            | 101            | 51             | 18         | 29.6              |                |                   |                |                |                   |
| Lacking complete plumbing for exclusive use -----   | 46                      | —              | —              | —              | —              | —                                 | —              | —              | —                 | —              | —                                      | —              | —              | —              | —              | —          | 31.0              |                |                   |                |                |                   |
| 1.01 or more persons per room -----   | —                       | —              | —              | —              | —              | —                                 | —              | —              | —                 | —              | —                                      | —              | —              | —              | —              | —          | 27.2              |                |                   |                |                |                   |
| <b>GROSS RENT AS PERCENTAGE OF HOUSEHOLD INCOME IN 1979</b>                                       |                         |                |                |                |                |                                   |                |                |                   |                |  |                |                |                |                |            |                   |                |                   |                |                |                   |
| <b>Specified renter-occupied housing units</b> -----  | <b>19 220</b>           | <b>1 417</b>   | <b>2 298</b>   | <b>983</b>     | <b>497</b>     | <b>192</b>                        | <b>1 279</b>   | <b>2 259</b>   | <b>905</b>        | <b>1 008</b>   | <b>169</b>                             | <b>1 789</b>   | <b>2 764</b>   | <b>1 280</b>   | <b>1 435</b>   | <b>945</b> | <b>31.1</b>       |                |                   |                |                |                   |
| Less than 15 percent -----  | 2 500                   | 160            | 438            | 150            | 109            | 37                                | 140            | 354            | 232               | 182            | 40                                     | 66             | 172            | 145            | 193            | 119        | 34.1              |                |                   |                |                |                   |
| 15 to 19 percent -----  | 2 585                   | 179            | 428            | 216            | 112            | 37                                | 179            | 292            | 188               | 166            | 4                                      | 156            | 284            | 122            | 128            | 94         | 32.1              |                |                   |                |                |                   |
| 20 to 24 percent -----  | 2 644                   | 256            | 406            | 159            | 47             | 13                                | 182            | 333            | 50                | 171            | 29                                     | 129            | 449            | 128            | 160            | 132        | 30.9              |                |                   |                |                |                   |
| 25 to 29 percent -----  | 2 028                   | 183            | 262            | 70             | 47             | 52                                | 149            | 351            | 92                | 79             | 18                                     | 143            | 250            | 116            | 137            | 79         | 29.7              |                |                   |                |                |                   |
| 30 to 34 percent -----  | 2 508                   | 167            | 149            | 102            | 50             | 14                                | 102            | 290            | 59                | 77             | 6                                      | 222            | 333            | 80             | 130            | 55         | 29.0              |                |                   |                |                |                   |
| 35 to 49 percent -----  | 4                       | 205            | 275            | 121            | 73             | 55                                | 235            | 240            | 121               | 120            | 18                                     | 789            | 864            | 226            | 169            | 103        | 30.0              |                |                   |                |                |                   |
| 50 percent or more -----  | 599                     | 33             | 119            | 41             | 22             | —                                 | 271            | 311            | 157               | 183            | 14                                     | 52             | 39             | 440            | 444            | 37         | 30.6              |                |                   |                |                |                   |
| Not computed -----  | 28.9                    | 27.7           | 22.8           | 23.3           | 21.8           | 29.4                              | 29.3           | 26.5           | 22.9              | 24.1           | 26.3                                   | 43.4           | 33.1           | 36.9           | 32.4           | 32.7       | 32.2              |                |                   |                |                |                   |

**Table B — 35. Age and Sex of Householder in One-Person Households for Owner- and Renter-Occupied Housing Units With a Black Householder: 1980**

[Data are estimates based on a sample, see Introduction. For meaning of symbols, see Introduction. For definitions of terms, see appendixes A and B]

| Inside SMSA's   | Male householder |                |                |                |                |                   | Female householder |                |                |                |                |                   |         |
|---|------------------|----------------|----------------|----------------|----------------|-------------------|--------------------|----------------|----------------|----------------|----------------|-------------------|---------|
|   | Total            | 15 to 24 years | 25 to 34 years | 35 to 44 years | 45 to 64 years | 65 years and over | Total              | 15 to 24 years | 25 to 34 years | 35 to 44 years | 45 to 64 years | 65 years and over |         |
| <b>Owner-occupied housing units</b> .....   | 1 981            | 863            | 17             | 260            | 146            | 290               | 150                | 1 118          | 16             | 77             | 112            | 522               | 391     |
| <b>PLUMBING FACILITIES</b>  |                  |                |                |                |                |                   |                    |                |                |                |                |                   |         |
| Complete plumbing for exclusive use .....   | 1 973            | 855            | 17             | 260            | 146            | 282               | 150                | 1 118          | 16             | 77             | 112            | 522               | 391     |
| Lacking complete plumbing for exclusive use .....                                   | 8                | 8              | -              | -              | -              | 8                 | -                  | -              | -              | -              | -              | -                 | -       |
| <b>UNITS IN STRUCTURE</b>   |                  |                |                |                |                |                   |                    |                |                |                |                |                   |         |
| 1, detached or attached .....   | 1 713            | 711            | 2              | 219            | 112            | 251               | 127                | 1 002          | 5              | 70             | 96             | 484               | 347     |
| 2 or more .....   | 233              | 134            | 9              | 41             | 28             | 39                | 17                 | 99             | 11             | -              | 16             | 28                | 44      |
| Mobile home or trailer, etc. ....   | 35               | 18             | 6              | -              | 6              | -                 | 6                  | 17             | -              | 7              | -              | 10                | -       |
| <b>HOUSEHOLD INCOME IN 1979</b>   |                  |                |                |                |                |                   |                    |                |                |                |                |                   |         |
| Less than \$5,000 .....   | 595              | 103            | -              | 13             | -              | 31                | 59                 | 492            | -              | 6              | 16             | 183               | 287     |
| \$5,000 to \$9,999 .....  | 390              | 179            | 4              | 40             | 12             | 57                | 66                 | 211            | 9              | -              | 5              | 126               | 71      |
| \$10,000 to \$12,499 .....  | 192              | 58             | 5              | 17             | 9              | 27                | -                  | 134            | -              | 15             | 33             | 72                | 14      |
| \$12,500 to \$14,999 .....  | 172              | 106            | -              | 22             | 27             | 41                | 16                 | 66             | -              | 11             | 23             | 32                | -       |
| \$15,000 to \$19,999 .....  | 284              | 171            | 8              | 71             | 58             | 29                | 5                  | 113            | 7              | 30             | 12             | 45                | 19      |
| \$20,000 to \$24,999 .....  | 254              | 180            | -              | 84             | 26             | 66                | 4                  | 74             | -              | 15             | -              | 59                | -       |
| \$25,000 to \$34,999 .....  | 60               | 45             | -              | 3              | 14             | 28                | -                  | 15             | -              | -              | 15             | -                 | -       |
| \$35,000 to \$49,999 .....  | 25               | 17             | -              | 10             | -              | 7                 | -                  | 8              | -              | -              | 8              | -                 | -       |
| \$50,000 or more .....  | 9                | 4              | -              | -              | -              | 4                 | -                  | 5              | -              | -              | -              | 5                 | -       |
| Median .....  | \$10 072         | \$14 658       | \$12 250       | \$18 382       | \$16 689       | \$14 329          | \$6 000            | \$6 067        | \$7 222        | \$17 321       | \$12 717       | \$7 241           | \$3 757 |
| Mean .....  | \$11 414         | \$14 895       | \$12 969       | \$17 073       | \$17 091       | \$15 987          | \$7 087            | \$8 727        | \$11 474       | \$15 667       | \$14 925       | \$9 352           | \$4 637 |
| <b>MORTGAGE STATUS AND SELECTED MONTHLY OWNER COSTS</b>                             |                  |                |                |                |                |                   |                    |                |                |                |                |                   |         |
| Specified owner-occupied housing units .....  | 1 658            | 695            | 2              | 211            | 107            | 251               | 124                | 963            | 5              | 64             | 93             | 470               | 331     |
| With a mortgage .....   | 1 190            | 568            | 2              | 199            | 100            | 217               | 50                 | 622            | -              | 54             | 84             | 359               | 125     |
| Less than \$200 .....   | 191              | 78             | -              | 10             | 22             | 46                | -                  | 113            | -              | -              | 5              | 62                | 46      |
| \$200 to \$249 .....  | 236              | 76             | -              | 7              | 12             | 32                | 25                 | 160            | -              | 6              | 5              | 102               | 47      |
| \$250 to \$299 .....  | 165              | 79             | -              | 10             | 11             | 45                | 13                 | 86             | -              | 5              | 26             | 55                | -       |
| \$300 to \$349 .....  | 100              | 51             | -              | 33             | -              | 18                | -                  | 49             | -              | 7              | 17             | 12                | 13      |
| \$350 to \$399 .....  | 140              | 59             | 2              | 28             | -              | 23                | 6                  | 81             | -              | 18             | 13             | 50                | -       |
| \$400 to \$499 .....  | 131              | 61             | -              | 34             | 14             | 7                 | 6                  | 70             | -              | 14             | -              | 43                | 13      |
| \$500 to \$599 .....  | 89               | 61             | -              | 14             | 26             | 21                | -                  | 28             | -              | -              | -              | 22                | 6       |
| \$600 to \$749 .....  | 89               | 74             | -              | 44             | 11             | 19                | -                  | 15             | -              | 4              | 6              | 5                 | -       |
| \$750 or more .....   | 49               | 29             | -              | 19             | 4              | 6                 | -                  | 20             | -              | -              | 12             | 8                 | -       |
| Median .....  | \$301            | \$350          | \$375          | \$421          | \$428          | \$284             | \$250              | \$272          | -              | \$375          | \$318          | \$264             | \$218   |
| Not mortgaged .....   | 468              | 127            | -              | 12             | 7              | 34                | 74                 | 341            | 5              | 10             | 9              | 111               | 206     |
| Less than \$50 .....  | 7                | -              | -              | -              | -              | -                 | -                  | 7              | -              | -              | -              | 7                 | -       |
| \$50 to \$74 .....  | 12               | 12             | -              | 5              | -              | -                 | 7                  | -              | -              | -              | -              | -                 | -       |
| \$75 to \$99 .....  | 78               | 21             | -              | -              | 7              | 7                 | 7                  | 57             | -              | -              | -              | 18                | 39      |
| \$100 to \$124 .....  | 129              | 39             | -              | 7              | -              | 12                | 20                 | 90             | -              | -              | -              | 11                | 79      |
| \$125 to \$149 .....  | 126              | 27             | -              | -              | -              | 9                 | 18                 | 99             | -              | 10             | -              | 24                | 65      |
| \$150 to \$199 .....  | 87               | 19             | -              | -              | -              | 6                 | 13                 | 68             | 5              | -              | 9              | 40                | 14      |
| \$200 to \$249 .....  | 29               | 9              | -              | -              | -              | -                 | 9                  | 20             | -              | -              | -              | 11                | 9       |
| \$250 or more .....   | -                | -              | -              | -              | -              | -                 | -                  | -              | -              | -              | -              | -                 | -       |
| Median .....  | \$127            | \$120          | -              | \$104          | \$88           | \$121             | \$129              | \$129          | \$175          | \$138          | \$175          | \$145             | \$120   |
| <b>SELECTED CHARACTERISTICS</b>   |                  |                |                |                |                |                   |                    |                |                |                |                |                   |         |
| Median selected monthly owner costs as percentage of household income in 1979 ..... | 34.1             | 30.3           | 27.5           | 36.0           | 32.2           | 19.3              | 43.3               | 36.6           | 37.5           | 26.8           | 29.0           | 36.0              | 44.7    |
| With a mortgage .....   | 34.2             | 32.3           | 27.5           | 35.8           | 34.0           | 30.1              | 50+                | 37.1           | -              | 28.2           | 28.0           | 34.4              | 50+     |
| Not mortgaged .....   | 33.9             | 19.3           | -              | 50+            | 10-            | 12.5              | 23.9               | 36.2           | 37.5           | 12.5           | 50+            | 42.3              | 34.6    |
| Income in 1979 below poverty level .....  | 392              | 70             | -              | 7              | -              | 31                | 32                 | 322            | -              | 6              | 16             | 140               | 160     |
| Percent below poverty level .....   | 19.8             | 8.1            | -              | 2.7            | -              | 10.7              | 21.3               | 28.8           | -              | 7.8            | 14.3           | 26.8              | 40.9    |
| <b>Renter-occupied housing units</b> .....  | 6 905            | 3 677          | 685            | 1 433          | 605            | 825               | 129                | 3 228          | 587            | 797            | 267            | 817               | 760     |
| <b>PLUMBING FACILITIES</b>  |                  |                |                |                |                |                   |                    |                |                |                |                |                   |         |
| Complete plumbing for exclusive use .....   | 6 690            | 3 518          | 650            | 1 371          | 595            | 786               | 116                | 3 172          | 583            | 788            | 260            | 799               | 742     |
| Lacking complete plumbing for exclusive use .....                                   | 215              | 159            | 35             | 62             | 10             | 39                | 13                 | 56             | 4              | 9              | 7              | 18                | 18      |
| <b>UNITS IN STRUCTURE</b>   |                  |                |                |                |                |                   |                    |                |                |                |                |                   |         |
| 1, detached or attached .....   | 1 019            | 444            | 66             | 108            | 111            | 134               | 25                 | 575            | 23             | 115            | 26             | 269               | 142     |
| 2 .....   | 260              | 100            | 12             | 58             | 4              | 7                 | 19                 | 160            | 28             | 17             | 24             | 50                | 41      |
| 3 and 4 .....   | 503              | 260            | 45             | 110            | 24             | 68                | 13                 | 243            | 34             | 39             | 15             | 89                | 66      |
| 5 to 9 .....  | 618              | 330            | 51             | 118            | 81             | 80                | -                  | 288            | 69             | 105            | 37             | 39                | 38      |
| 10 to 49 .....  | 3 078            | 1 834          | 397            | 754            | 286            | 359               | 38                 | 1 244          | 302            | 354            | 127            | 246               | 215     |
| 50 or more .....  | 1 376            | 689            | 107            | 272            | 99             | 177               | 34                 | 687            | 120            | 167            | 31             | 111               | 258     |
| Mobile home or trailer, etc. ....   | 51               | 20             | 7              | 13             | -              | -                 | -                  | 31             | 11             | -              | 7              | 13                | -       |
| <b>HOUSEHOLD INCOME IN 1979</b>   |                  |                |                |                |                |                   |                    |                |                |                |                |                   |         |
| Less than \$5,000 .....   | 2 485            | 1 016          | 224            | 324            | 117            | 247               | 104                | 1 469          | 218            | 135            | 100            | 366               | 650     |
| \$5,000 to \$9,999 .....  | 2 133            | 1 168          | 250            | 553            | 198            | 153               | 14                 | 965            | 229            | 293            | 133            | 250               | 60      |
| \$10,000 to \$12,499 .....  | 856              | 481            | 101            | 186            | 60             | 123               | 11                 | 375            | 95             | 121            | 21             | 99                | 39      |
| \$12,500 to \$14,999 .....  | 413              | 260            | 29             | 154            | 28             | 49                | -                  | 153            | 11             | 110            | 4              | 17                | 11      |
| \$15,000 to \$19,999 .....  | 610              | 422            | 62             | 155            | 99             | 106               | -                  | 188            | 20             | 97             | 9              | 62                | -       |
| \$20,000 to \$24,999 .....  | 191              | 149            | -              | 30             | 61             | 58                | -                  | 42             | 6              | 20             | -              | 16                | -       |
| \$25,000 to \$34,999 .....  | 141              | 112            | 5              | 26             | 36             | 45                | -                  | 29             | 8              | 21             | -              | -                 | -       |
| \$35,000 to \$49,999 .....  | 54               | 47             | 14             | -              | -              | 33                | -                  | 7              | -              | -              | -              | 7                 | -       |
| \$50,000 or more .....  | 22               | 22             | -              | 5              | 6              | 11                | -                  | -              | -              | -              | -              | -                 | -       |
| Median .....  | \$7 286          | \$8 627        | \$6 601        | \$8 936        | \$9 678        | \$10 254          | \$3 628            | \$5 698        | \$6 378        | \$9 622        | \$6 163        | \$5 699           | \$3 642 |
| Mean .....  | \$8 491          | \$9 987        | \$8 216        | \$9 397        | \$11 782       | \$12 100          | \$4 018            | \$6 786        | \$6 956        | \$9 935        | \$5 958        | \$6 710           | \$3 723 |
| <b>GROSS RENT</b>   |                  |                |                |                |                |                   |                    |                |                |                |                |                   |         |
| Specified renter-occupied housing units .....                                       | 6 838            | 3 653          | 679            | 1 427          | 605            | 813               | 129                | 3 185          | 587            | 790            | 267            | 781               | 760     |
| Less than \$100 .....   | 742              | 170            | 17             | 24             | 8              | 57                | 64                 | 572            | 5              | 47             | 23             | 126               | 371     |
| \$100 to \$149 .....  | 660              | 366            | 66             | 117            | 71             | 104               | 8                  | 294            | 13             | 50             | 49             | 102               | 80      |
| \$150 to \$199 .....  | 1 618            | 919            | 153            | 406            | 152            | 196               | 12                 | 699            | 213            | 114            | 58             | 191               | 123     |
| \$200 to \$249 .....  | 1 966            | 1 182          | 246            | 470            | 206            | 233               | 27                 | 784            | 235            | 208            | 91             | 155               | 95      |
| \$250 to \$299 .....  | 989              | 544            | 127            | 206            | 107            | 98                | 6                  | 445            | 94             | 210            | 25             | 90                | 26      |
| \$300 to \$349 .....  | 465              | 238            | 28             | 95             | 29             | 80                | 6                  | 227            | 27             | 97             | 11             | 76                | 16      |
| \$350 to \$399 .....  | 184              | 114            | 30             | 43             | 12             | 23                | 6                  | 70             | -              | 36             | 10             | 17                | 7       |
| \$400 to \$499 .....  | 136              | 79             | 12             | 37             | 16             | 14                | -                  | 57             | -              | 28             | -              | 14                | 15      |
| \$500 or more .....   | 39               | 29             | -              | 17             | 4              | 8                 | -                  | 10             | -              | -              | -              | 10                | -       |
| No cash rent .....  | 39               | 12             | -              | 12             | -              | -                 | -                  | 27             | -              | -              | -              | -                 | 27      |
| Median .....  | \$208            | \$212          | \$214          | \$212          | \$217          | \$208             | \$111              | \$201          | \$212          | \$244          | \$202          | \$183             | \$98    |
| <b>SELECTED CHARACTERISTICS</b>   |                  |                |                |                |                |                   |                    |                |                |                |                |                   |         |
| Median gross rent as percentage of household income in 1979 .....                   | 31.3             | 29.2           | 36.8           | 28.9           | 27.0           | 24.4              | 27.9               | 33.4           | 36.7           | 31.0           | 37.7           | 32.4              | 35.1    |
| Income in 1979 below poverty level .....  | 1 957            | 774            | 178            | 262            | 86             | 179               | 69                 | 1 183          | 165            | 109            | 100            | 322               | 487     |
| Percent below poverty level .....   | 28.3             | 21.0           | 26.0           | 18.3           | 14.2           | 21.7              | 53.5               | 36.6           | 28.1           | 13.7           | 37.5           | 39.4              | 64.1    |

Table B—36. Value of Owner-Occupied Housing Units With an American Indian, Eskimo, or Aleut Householder: 1980

[Data are estimates based on a sample, see Introduction. For meaning of symbols, see Introduction. For definitions of terms, see appendixes A and B.]

| Inside SMSA's   | Total           | Less than \$10,000 | \$10,000 to \$19,999 | \$20,000 to \$29,999 | \$30,000 to \$39,999 | \$40,000 to \$49,999 | \$50,000 to \$59,999 | \$60,000 to \$79,999 | \$80,000 to \$99,999 | \$100,000 to \$149,999 | \$150,000 or more | Median (dollars) | Mean (dollars) |
|---|-----------------|--------------------|----------------------|----------------------|----------------------|----------------------|----------------------|----------------------|----------------------|------------------------|-------------------|------------------|----------------|
| <b>Specified owner-occupied housing units</b> -----   | <b>1 632</b>    | <b>11</b>          | <b>47</b>            | <b>95</b>            | <b>147</b>           | <b>204</b>           | <b>307</b>           | <b>527</b>           | <b>146</b>           | <b>120</b>             | <b>28</b>         | <b>60 200</b>    | <b>62 900</b>  |
| <b>HOUSEHOLD TYPE AND AGE OF HOUSEHOLDER</b>  |                 |                    |                      |                      |                      |                      |                      |                      |                      |                        |                   |                  |                |
| <b>Married-couple families</b> -----  | <b>1 266</b>    | <b>11</b>          | <b>10</b>            | <b>59</b>            | <b>92</b>            | <b>142</b>           | <b>271</b>           | <b>430</b>           | <b>118</b>           | <b>105</b>             | <b>28</b>         | <b>61 800</b>    | <b>65 900</b>  |
| 15 to 24 years -----  | 22              | —                  | —                    | —                    | 7                    | —                    | —                    | 8                    | 7                    | —                      | —                 | 72 500           | 66 900         |
| 25 to 34 years -----  | 387             | —                  | —                    | 25                   | 33                   | 30                   | 92                   | 145                  | 41                   | 19                     | 2                 | 61 300           | 63 200         |
| 35 to 44 years -----  | 318             | —                  | —                    | 13                   | 12                   | 61                   | 74                   | 91                   | 50                   | 11                     | 6                 | 59 900           | 64 700         |
| 45 to 64 years -----  | 501             | 3                  | —                    | 17                   | 47                   | 44                   | 100                  | 182                  | 20                   | 68                     | 20                | 64 800           | 70 100         |
| 65 years and over -----   | 38              | 8                  | 10                   | 4                    | —                    | —                    | 5                    | 4                    | —                    | 7                      | —                 | 23 800           | 48 000         |
| <b>Male householder, no wife present</b> -----  | <b>129</b>      | <b>—</b>           | <b>13</b>            | <b>5</b>             | <b>17</b>            | <b>12</b>            | <b>6</b>             | <b>39</b>            | <b>22</b>            | <b>15</b>              | <b>—</b>          | <b>65 800</b>    | <b>63 600</b>  |
| 15 to 24 years -----  | 13              | —                  | —                    | —                    | 7                    | —                    | —                    | —                    | 6                    | —                      | —                 | 39 600           | 59 400         |
| 25 to 34 years -----  | 49              | —                  | 2                    | 3                    | —                    | 6                    | 6                    | 17                   | —                    | 15                     | —                 | 67 800           | 72 600         |
| 35 to 44 years -----  | 38              | —                  | —                    | —                    | 10                   | 6                    | —                    | 14                   | 8                    | —                      | —                 | 61 900           | 60 400         |
| 45 to 64 years -----  | 21              | —                  | 5                    | —                    | —                    | —                    | —                    | 8                    | 8                    | —                      | —                 | 78 400           | 68 700         |
| 65 years and over -----   | 8               | —                  | 6                    | 2                    | —                    | —                    | —                    | —                    | —                    | —                      | —                 | 16 700           | 17 500         |
| <b>Female householder, no husband present</b> -----   | <b>237</b>      | <b>—</b>           | <b>24</b>            | <b>31</b>            | <b>38</b>            | <b>50</b>            | <b>30</b>            | <b>58</b>            | <b>6</b>             | <b>—</b>               | <b>—</b>          | <b>45 100</b>    | <b>45 900</b>  |
| 15 to 24 years -----  | 13              | —                  | —                    | —                    | 6                    | 7                    | —                    | —                    | —                    | —                      | —                 | 55 400           | 52 900         |
| 25 to 34 years -----  | 61              | —                  | 8                    | —                    | 7                    | 14                   | 4                    | 28                   | —                    | —                      | —                 | 51 900           | 51 800         |
| 35 to 44 years -----  | 48              | —                  | —                    | —                    | 18                   | 10                   | —                    | 20                   | —                    | —                      | —                 | 58 000           | 56 600         |
| 45 to 64 years -----  | 73              | —                  | 8                    | 15                   | 15                   | 12                   | 7                    | 10                   | 6                    | —                      | —                 | 34 500           | 43 900         |
| 65 years and over -----   | 42              | —                  | 8                    | 16                   | 16                   | 2                    | —                    | —                    | —                    | —                      | —                 | 22 000           | 26 500         |
| <b>Median age</b> -----   | <b>42.0</b>     | <b>81.6</b>        | <b>65.2</b>          | <b>53.2</b>          | <b>50.6</b>          | <b>40.5</b>          | <b>39.0</b>          | <b>41.2</b>          | <b>40.0</b>          | <b>50.2</b>            | <b>50.0</b>       | <b>...</b>       | <b>...</b>     |
| <b>YEAR HOUSEHOLDER MOVED INTO UNIT</b>   |                 |                    |                      |                      |                      |                      |                      |                      |                      |                        |                   |                  |                |
| 1979 to March 1980 -----  | 372             | —                  | 13                   | —                    | 36                   | 40                   | 57                   | 128                  | 55                   | 37                     | 6                 | 65 000           | 68 700         |
| 1975 to 1978 -----  | 550             | 3                  | 2                    | 41                   | 49                   | 39                   | 92                   | 227                  | 46                   | 36                     | 15                | 64 500           | 66 300         |
| 1970 to 1974 -----  | 332             | —                  | 7                    | 5                    | 29                   | 80                   | 64                   | 98                   | 31                   | 11                     | 7                 | 56 200           | 61 000         |
| 1960 to 1969 -----  | 266             | —                  | —                    | 19                   | 15                   | 34                   | 81                   | 74                   | 14                   | 29                     | —                 | 57 200           | 61 700         |
| 1959 or earlier -----   | 112             | 8                  | 25                   | 30                   | 18                   | 11                   | 13                   | —                    | —                    | 7                      | —                 | 22 100           | 34 900         |
| <b>ROOMS</b>  |                 |                    |                      |                      |                      |                      |                      |                      |                      |                        |                   |                  |                |
| 1 to 3 rooms -----  | 12              | —                  | —                    | 2                    | —                    | 8                    | —                    | 2                    | —                    | —                      | —                 | 47 500           | 46 500         |
| 4 rooms -----   | 188             | —                  | 29                   | 45                   | 39                   | 33                   | 26                   | 2                    | 14                   | —                      | —                 | 35 900           | 38 800         |
| 5 rooms -----   | 332             | 8                  | 7                    | 28                   | 55                   | 58                   | 58                   | 118                  | —                    | —                      | —                 | 51 000           | 49 500         |
| 6 rooms -----   | 272             | —                  | 11                   | 13                   | 37                   | 52                   | 58                   | 68                   | 16                   | 10                     | 7                 | 54 000           | 58 200         |
| 7 rooms -----   | 302             | 3                  | —                    | —                    | 16                   | 43                   | 70                   | 120                  | 35                   | 15                     | —                 | 62 600           | 64 500         |
| 8 or more rooms -----   | 526             | —                  | —                    | 7                    | —                    | 10                   | 95                   | 217                  | 81                   | 95                     | 21                | 74 300           | 81 800         |
| <b>Median</b> -----   | <b>6.5</b>      | <b>5.2</b>         | <b>4.3</b>           | <b>4.5</b>           | <b>5.1</b>           | <b>5.6</b>           | <b>6.7</b>           | <b>7.1</b>           | <b>7.7</b>           | <b>8.5+</b>            | <b>8.5+</b>       | <b>...</b>       | <b>...</b>     |
| <b>BEDROOMS</b>   |                 |                    |                      |                      |                      |                      |                      |                      |                      |                        |                   |                  |                |
| None -----  | —               | —                  | —                    | —                    | —                    | —                    | —                    | —                    | —                    | —                      | —                 | —                | —              |
| 1 -----   | 49              | —                  | 5                    | 9                    | —                    | 8                    | 19                   | —                    | 8                    | —                      | —                 | 51 000           | 49 400         |
| 2 -----   | 414             | 11                 | 40                   | 61                   | 60                   | 82                   | 43                   | 97                   | 13                   | —                      | 7                 | 45 200           | 46 900         |
| 3 -----   | 603             | —                  | 2                    | 18                   | 77                   | 79                   | 138                  | 183                  | 63                   | 36                     | 7                 | 58 800           | 63 000         |
| 4 -----   | 420             | —                  | —                    | 7                    | 10                   | 29                   | 63                   | 187                  | 49                   | 61                     | 14                | 70 800           | 75 900         |
| 5 or more -----   | 146             | —                  | —                    | —                    | —                    | 6                    | 44                   | 60                   | 13                   | 23                     | —                 | 72 100           | 74 200         |
| <b>YEAR STRUCTURE BUILT</b>   |                 |                    |                      |                      |                      |                      |                      |                      |                      |                        |                   |                  |                |
| 1975 to March 1980 -----  | 279             | —                  | 5                    | —                    | 10                   | 3                    | 8                    | 139                  | 50                   | 49                     | 15                | 76 600           | 84 400         |
| 1970 to 1974 -----  | 313             | —                  | 2                    | —                    | 43                   | 36                   | 73                   | 105                  | 36                   | 11                     | 7                 | 60 300           | 64 000         |
| 1960 to 1969 -----  | 327             | —                  | 7                    | —                    | 17                   | 33                   | 39                   | 171                  | 25                   | 29                     | 6                 | 66 200           | 69 900         |
| 1950 to 1959 -----  | 374             | —                  | 5                    | 27                   | 30                   | 78                   | 125                  | 76                   | 17                   | 16                     | —                 | 52 700           | 55 900         |
| 1940 to 1949 -----  | 85              | —                  | 11                   | 7                    | 13                   | 15                   | 25                   | 7                    | —                    | 7                      | —                 | 48 800           | 50 100         |
| 1939 or earlier -----   | 254             | 11                 | 24                   | 54                   | 34                   | 39                   | 37                   | 29                   | 18                   | 8                      | —                 | 40 700           | 43 100         |
| <b>HOUSEHOLD INCOME IN 1979</b>   |                 |                    |                      |                      |                      |                      |                      |                      |                      |                        |                   |                  |                |
| Less than \$5,000 -----   | 61              | 8                  | 3                    | —                    | 17                   | 26                   | —                    | 7                    | —                    | —                      | —                 | 40 600           | 37 800         |
| \$5,000 to \$9,999 -----  | 218             | —                  | 32                   | 49                   | 46                   | 6                    | 36                   | 49                   | —                    | —                      | —                 | 33 500           | 41 000         |
| \$10,000 to \$12,499 -----  | 82              | —                  | 7                    | —                    | 7                    | 24                   | 14                   | 17                   | 13                   | —                      | —                 | 51 100           | 54 400         |
| \$12,500 to \$14,999 -----  | 102             | —                  | —                    | 15                   | 2                    | 20                   | 7                    | 27                   | 6                    | 25                     | —                 | 69 000           | 70 800         |
| \$15,000 to \$19,999 -----  | 247             | 3                  | —                    | 13                   | 26                   | 47                   | 62                   | 64                   | 24                   | 8                      | —                 | 53 500           | 57 200         |
| \$20,000 to \$24,999 -----  | 284             | —                  | —                    | 3                    | 16                   | 60                   | 104                  | 69                   | 17                   | 15                     | —                 | 56 200           | 60 100         |
| \$25,000 to \$34,999 -----  | 375             | —                  | 5                    | 15                   | 33                   | 13                   | 70                   | 166                  | 29                   | 44                     | —                 | 65 000           | 66 900         |
| \$35,000 to \$49,999 -----  | 190             | —                  | —                    | —                    | —                    | —                    | 14                   | 90                   | 45                   | 19                     | 22                | 78 200           | 90 500         |
| \$50,000 or more -----  | 73              | —                  | —                    | —                    | —                    | 8                    | —                    | 38                   | 12                   | 9                      | 6                 | 72 900           | 84 600         |
| <b>Median</b> -----   | <b>\$21 472</b> | <b>\$4 219</b>     | <b>\$8 487</b>       | <b>\$9 792</b>       | <b>\$17 644</b>      | <b>\$17 031</b>      | <b>\$21 437</b>      | <b>\$26 906</b>      | <b>\$30 242</b>      | <b>\$30 518</b>        | <b>\$42 734</b>   | <b>...</b>       | <b>...</b>     |
| <b>Mean</b> -----   | <b>\$23 399</b> | <b>\$7 406</b>     | <b>\$10 106</b>      | <b>\$13 090</b>      | <b>\$14 953</b>      | <b>\$17 540</b>      | <b>\$21 220</b>      | <b>\$27 738</b>      | <b>\$29 955</b>      | <b>\$30 559</b>        | <b>\$51 333</b>   | <b>...</b>       | <b>...</b>     |
| <b>MORTGAGE STATUS AND SELECTED MONTHLY OWNER COSTS AS PERCENTAGE OF HOUSEHOLD INCOME IN 1979</b> |                 |                    |                      |                      |                      |                      |                      |                      |                      |                        |                   |                  |                |
| <b>With a mortgage</b> -----  | <b>1 441</b>    | <b>3</b>           | <b>29</b>            | <b>45</b>            | <b>123</b>           | <b>187</b>           | <b>264</b>           | <b>519</b>           | <b>135</b>           | <b>108</b>             | <b>28</b>         | <b>62 200</b>    | <b>65 200</b>  |
| Less than 15 percent -----  | 276             | —                  | 5                    | 6                    | 13                   | 33                   | 13                   | 140                  | 21                   | 32                     | 13                | 70 300           | 73 700         |
| 15 to 19 percent -----  | 328             | 3                  | —                    | 10                   | 45                   | 49                   | 101                  | 76                   | 38                   | 6                      | —                 | 54 400           | 57 600         |
| 20 to 24 percent -----  | 189             | —                  | —                    | —                    | 5                    | 15                   | 47                   | 65                   | 41                   | 16                     | —                 | 66 500           | 70 200         |
| 25 to 29 percent -----  | 151             | —                  | 8                    | 10                   | 7                    | 9                    | 41                   | 43                   | 6                    | 18                     | 9                 | 60 200           | 69 400         |
| 30 to 34 percent -----  | 140             | —                  | —                    | —                    | 17                   | 28                   | 14                   | 75                   | 6                    | —                      | —                 | 62 200           | 59 800         |
| 35 percent or more -----  | 338             | —                  | 13                   | 19                   | 26                   | 47                   | 48                   | 120                  | 23                   | 36                     | 6                 | 62 700           | 65 000         |
| Not computed -----  | 19              | —                  | 3                    | —                    | 10                   | 6                    | —                    | —                    | —                    | —                      | —                 | 38 300           | 36 700         |
| <b>Median</b> -----   | <b>22.8</b>     | <b>17.5</b>        | <b>32.0</b>          | <b>28.2</b>          | <b>19.8</b>          | <b>22.8</b>          | <b>21.9</b>          | <b>23.3</b>          | <b>21.0</b>          | <b>25.0</b>            | <b>25.6</b>       | <b>...</b>       | <b>...</b>     |
| <b>Not mortgaged</b> -----  | <b>191</b>      | <b>8</b>           | <b>18</b>            | <b>50</b>            | <b>24</b>            | <b>17</b>            | <b>43</b>            | <b>8</b>             | <b>11</b>            | <b>12</b>              | <b>—</b>          | <b>38 100</b>    | <b>44 800</b>  |
| Less than 10 percent -----  | 66              | —                  | —                    | 11                   | 12                   | 6                    | 37                   | —                    | —                    | —                      | —                 | 51 400           | 45 900         |
| 10 to 14 percent -----  | 33              | —                  | 6                    | —                    | —                    | —                    | 6                    | —                    | 5                    | 5                      | —                 | 27 400           | 52 400         |
| 15 to 19 percent -----  | 32              | —                  | 5                    | 7                    | 6                    | —                    | —                    | 8                    | 6                    | —                      | —                 | 33 300           | 47 800         |
| 20 to 24 percent -----  | 25              | —                  | 7                    | 5                    | —                    | 6                    | —                    | —                    | —                    | 7                      | —                 | 40 400           | 58 600         |
| 25 to 29 percent -----  | 24              | 8                  | —                    | 16                   | —                    | —                    | —                    | —                    | —                    | —                      | —                 | 20 600           | 16 700         |
| 30 to 34 percent -----  | 6               | —                  | —                    | —                    | 6                    | —                    | —                    | —                    | —                    | —                      | —                 | 32 500           | 32 500         |
| 35 percent or more -----  | 5               | —                  | —                    | —                    | —                    | 5                    | —                    | —                    | —                    | —                      | —                 | 42 500           | 42 500         |
| Not computed -----  | —               | —                  | —                    | —                    | —                    | —                    | —                    | —                    | —                    | —                      | —                 | —                | —              |
| <b>Median</b> -----   | <b>14.5</b>     | <b>27.5</b>        | <b>18.0</b>          | <b>17.1</b>          | <b>12.0</b>          | <b>22.1</b>          | <b>10—</b>           | <b>17.5</b>          | <b>15.4</b>          | <b>20.7</b>            | <b>—</b>          | <b>...</b>       | <b>...</b>     |
| <b>SELECTED CHARACTERISTICS</b>   |                 |                    |                      |                      |                      |                      |                      |                      |                      |                        |                   |                  |                |
| <b>Complete plumbing for exclusive use</b> -----  | <b>1 619</b>    | <b>11</b>          | <b>47</b>            | <b>95</b>            | <b>134</b>           | <b>204</b>           | <b>307</b>           | <b>527</b>           | <b>146</b>           | <b>120</b>             | <b>28</b>         | <b>60 400</b>    | <b>63 100</b>  |
| 1.01 or more persons per room -----   | 48              | —                  | 7                    | 15                   | 8                    | 6                    | 8                    | 4                    | —                    | —                      | —                 | 36 300           | 36 600         |
| <b>Lacking complete plumbing for exclusive use</b> -----  | <b>13</b>       | <b>—</b>           | <b>—</b>             | <b>—</b>             | <b>13</b>            | <b>—</b>             | <b>—</b>             | <b>—</b>             | <b>—</b>             | <b>—</b>               | <b>—</b>          | <b>37 500</b>    | <b>37 500</b>  |
| 1.01 or more persons per room -----   | —               | —                  | —                    | —                    | —                    | —                    | —                    | —                    | —                    | —                      | —                 | —                | —              |
| <b>Heating equipment</b> -----  | <b>1 632</b>    | <b>11</b>          | <b>47</b>            | <b>95</b>            | <b>147</b>           | <b>204</b>           | <b>307</b>           | <b>527</b>           | <b>146</b>           | <b>120</b>             | <b>28</b>         | <b>60 200</b>    | <b>62 900</b>  |
| Central heating system -----  | 1 534           | 8                  | 31                   | 72                   | 134                  | 196                  |                      |                      |                      |                        |                   |                  |                |

Table B-37. **Gross Rent of Renter-Occupied Housing Units With an American Indian, Eskimo, or Aleut Householder: 1980**

[Data are estimates based on a sample, see Introduction. For meaning of symbols, see Introduction. For definitions of terms, see appendixes A and B.]

| Inside SMSA's   | Total | Less than \$100 | \$100 to \$149 | \$150 to \$199 | \$200 to \$249 | \$250 to \$299 | \$300 to \$349 | \$350 to \$399 | \$400 to \$499 | \$500 or more | No cash rent | Median (dollars) |
|---|-------|-----------------|----------------|----------------|----------------|----------------|----------------|----------------|----------------|---------------|--------------|------------------|
| <b>Specified renter-occupied housing units</b> .....                      | 2 598 | 211             | 193            | 335            | 513            | 468            | 285            | 172            | 238            | 138           | 45           | 253              |
| <b>HOUSEHOLD TYPE AND AGE OF HOUSEHOLDER</b>                              |       |                 |                |                |                |                |                |                |                |               |              |                  |
| <b>Married-couple families</b> .....                                      | 997   | 14              | 49             | 112            | 195            | 164            | 152            | 53             | 147            | 73            | 38           | 285              |
| 15 to 24 years.....   | 219   | —               | 14             | 29             | 50             | 43             | 44             | 5              | 26             | 1             | 7            | 280              |
| 25 to 34 years.....   | 437   | 14              | 15             | 32             | 102            | 88             | 70             | 22             | 49             | 28            | 17           | 277              |
| 35 to 44 years.....   | 166   | —               | 13             | 28             | 14             | 12             | 16             | 26             | 49             | 8             | —            | 350              |
| 45 to 64 years.....   | 168   | —               | 7              | 23             | 29             | 21             | 15             | —              | 23             | 36            | 14           | 271              |
| 65 years and over.....  | 7     | —               | —              | —              | —              | —              | 7              | —              | —              | —             | —            | 325              |
| <b>Male householder, no wife present</b> .....                            | 749   | 77              | 85             | 96             | 176            | 122            | 68             | 49             | 34             | 35            | 7            | 230              |
| 15 to 24 years.....   | 244   | 3               | 7              | 44             | 71             | 57             | 23             | 23             | 11             | 5             | —            | 248              |
| 25 to 34 years.....   | 263   | 17              | 41             | 18             | 57             | 45             | 25             | 19             | 23             | 13            | 5            | 242              |
| 35 to 44 years.....   | 98    | 11              | 3              | 11             | 29             | 13             | 16             | 7              | —              | 6             | 2            | 231              |
| 45 to 64 years.....   | 104   | 21              | 28             | 18             | 19             | 7              | 4              | —              | —              | 7             | —            | 166              |
| 65 years and over.....  | 40    | 25              | 6              | 5              | —              | —              | —              | —              | —              | 4             | —            | 73               |
| <b>Female householder, no husband present</b> .....                       | 852   | 120             | 59             | 127            | 142            | 182            | 65             | 70             | 57             | 30            | —            | 238              |
| 15 to 24 years.....   | 190   | 10              | 17             | 34             | 38             | 35             | 10             | 24             | 7              | 15            | —            | 240              |
| 25 to 34 years.....   | 315   | 27              | 15             | 60             | 69             | 67             | 42             | 13             | 22             | —             | —            | 238              |
| 35 to 44 years.....   | 168   | 12              | 3              | 7              | 25             | 48             | 13             | 17             | 28             | 15            | —            | 288              |
| 45 to 64 years.....   | 120   | 54              | 2              | 6              | 10             | 32             | —              | 16             | —              | —             | —            | 177              |
| 65 years and over.....  | 59    | 17              | 22             | 20             | —              | —              | —              | —              | —              | —             | —            | 126              |
| <b>Median age</b> .....   | 30.7  | 48.8            | 33.7           | 28.0           | 28.9           | 28.8           | 29.2           | 30.8           | 33.0           | 40.8          | 33.3         | ...              |
| <b>YEAR HOUSEHOLDER MOVED INTO UNIT</b>                                   |       |                 |                |                |                |                |                |                |                |               |              |                  |
| 1979 to March 1980.....   | 1 871 | 128             | 151            | 228            | 350            | 350            | 223            | 113            | 184            | 111           | 33           | 259              |
| 1975 to 1978.....   | 558   | 55              | 11             | 83             | 142            | 96             | 46             | 52             | 54             | 19            | —            | 243              |
| 1970 to 1974.....   | 114   | 17              | 31             | 11             | 21             | 16             | 8              | —              | —              | 4             | 6            | 185              |
| 1960 to 1969.....   | 34    | —               | —              | 13             | —              | 6              | 8              | 7              | —              | —             | —            | 267              |
| 1959 or earlier.....  | 21    | 11              | —              | —              | —              | —              | —              | —              | —              | 4             | 6            | 94               |
| <b>ROOMS</b>  |       |                 |                |                |                |                |                |                |                |               |              |                  |
| 1 room.....   | 177   | 42              | 49             | 56             | 11             | 5              | 14             | —              | —              | —             | —            | 147              |
| 2 rooms.....  | 284   | 26              | 43             | 84             | 55             | 8              | 36             | 7              | 15             | 6             | 4            | 194              |
| 3 rooms.....  | 558   | 57              | 65             | 83             | 212            | 103            | 19             | —              | 16             | —             | 3            | 212              |
| 4 rooms.....  | 647   | 37              | 22             | 66             | 128            | 163            | 117            | 80             | 19             | —             | 15           | 271              |
| 5 rooms.....  | 449   | 23              | 10             | 32             | 68             | 125            | 60             | 43             | 55             | 18            | 15           | 288              |
| 6 rooms.....  | 208   | 10              | —              | 8              | 21             | 40             | 27             | 26             | 62             | 6             | 8            | 339              |
| 7 or more rooms.....  | 275   | 16              | 4              | 6              | 18             | 24             | 12             | 16             | 71             | 108           | —            | 458              |
| <b>Median</b> .....   | 3.9   | 3.2             | 2.6            | 2.8            | 3.4            | 4.2            | 4.1            | 4.5            | 5.7            | 7.6           | 4.5          | ...              |
| <b>PLUMBING FACILITIES BY PERSONS PER ROOM AND POVERTY STATUS IN 1979</b> |       |                 |                |                |                |                |                |                |                |               |              |                  |
| <b>All income levels in 1979</b> .....                                    | 2 598 | 211             | 193            | 335            | 513            | 468            | 285            | 172            | 238            | 138           | 45           | 253              |
| <b>Complete plumbing for exclusive use</b> .....                          | 2 530 | 188             | 179            | 329            | 500            | 462            | 285            | 172            | 238            | 134           | 43           | 255              |
| 0.50 or less.....   | 1 042 | 89              | 53             | 142            | 218            | 180            | 80             | 89             | 91             | 84            | 16           | 254              |
| 0.51 to 1.00.....   | 1 150 | 83              | 75             | 101            | 229            | 227            | 153            | 77             | 128            | 50            | 27           | 267              |
| 1.01 to 1.50.....   | 210   | 4               | 33             | 51             | 18             | 48             | 31             | 6              | 19             | —             | —            | 248              |
| 1.51 or more.....   | 128   | 12              | 18             | 35             | 35             | 7              | 21             | —              | —              | —             | —            | 199              |
| <b>Locking complete plumbing for exclusive use</b> .....                  | 68    | 23              | 14             | 6              | 13             | 6              | —              | —              | —              | 4             | 2            | 129              |
| 0.50 or less.....   | 23    | 8               | 11             | —              | —              | —              | —              | —              | —              | 4             | —            | 123              |
| 0.51 to 1.00.....   | 45    | 15              | 3              | 6              | 13             | 6              | —              | —              | —              | —             | 2            | 186              |
| 1.01 to 1.50.....   | —     | —               | —              | —              | —              | —              | —              | —              | —              | —             | —            | —                |
| 1.51 or more.....   | —     | —               | —              | —              | —              | —              | —              | —              | —              | —             | —            | —                |
| <b>Income in 1979 below poverty level</b> .....                           | 776   | 154             | 91             | 105            | 130            | 139            | 48             | 55             | 35             | 8             | 11           | 212              |
| <b>Complete plumbing for exclusive use</b> .....                          | 754   | 142             | 88             | 105            | 125            | 139            | 48             | 55             | 35             | 8             | 9            | 215              |
| 1.01 or more persons per room.....  | 140   | 12              | 34             | 34             | 21             | 6              | 15             | 6              | 12             | —             | —            | 159              |
| <b>Locking complete plumbing for exclusive use</b> .....                  | 22    | 12              | 3              | —              | 5              | —              | —              | —              | —              | —             | 2            | 77               |
| 1.01 or more persons per room.....  | —     | —               | —              | —              | —              | —              | —              | —              | —              | —             | —            | —                |
| <b>BEDROOMS</b>   |       |                 |                |                |                |                |                |                |                |               |              |                  |
| None.....   | 252   | 50              | 92             | 58             | 14             | 5              | 21             | —              | 12             | —             | —            | 141              |
| 1.....  | 814   | 75              | 65             | 164            | 264            | 130            | 48             | 36             | 19             | 6             | 7            | 213              |
| 2.....  | 899   | 43              | 25             | 99             | 160            | 250            | 143            | 82             | 61             | 6             | 30           | 273              |
| 3.....  | 456   | 27              | 11             | 8              | 57             | 72             | 68             | 48             | 107            | 58            | —            | 339              |
| 4.....  | 132   | 6               | —              | 6              | 18             | 4              | 5              | 6              | 35             | 44            | 8            | 449              |
| 5 or more.....  | 45    | 10              | —              | —              | —              | 7              | —              | —              | 4              | 24            | —            | 500+             |
| <b>UNITS IN STRUCTURE</b>   |       |                 |                |                |                |                |                |                |                |               |              |                  |
| 1, detached or attached.....  | 791   | 42              | 36             | 46             | 49             | 83             | 88             | 103            | 208            | 123           | 13           | 372              |
| 2.....  | 214   | —               | 7              | 35             | 58             | 43             | 22             | 22             | 19             | —             | 8            | 253              |
| 3 and 4.....  | 209   | 11              | 43             | 38             | 45             | 23             | 37             | 6              | 6              | —             | —            | 207              |
| 5 to 9.....   | 255   | 34              | 22             | 33             | 115            | 28             | 18             | —              | —              | 5             | —            | 212              |
| 10 to 49.....   | 824   | 87              | 48             | 155            | 205            | 185            | 83             | 27             | —              | 10            | 24           | 222              |
| 50 or more.....   | 229   | 37              | 30             | 21             | 25             | 69             | 33             | 14             | —              | —             | —            | 252              |
| Mobile home or trailer, etc.....  | 76    | —               | 7              | 7              | 16             | 37             | 4              | —              | 5              | —             | —            | 259              |
| <b>YEAR STRUCTURE BUILT</b>   |       |                 |                |                |                |                |                |                |                |               |              |                  |
| 1975 to March 1980.....   | 158   | 6               | 6              | —              | 21             | 20             | 37             | 14             | 30             | 16            | 8            | 330              |
| 1970 to 1974.....   | 508   | 33              | 19             | 64             | 111            | 133            | 39             | 24             | 38             | 34            | 13           | 257              |
| 1960 to 1969.....   | 579   | 21              | 21             | 57             | 178            | 100            | 76             | 26             | 47             | 46            | 7            | 255              |
| 1950 to 1959.....   | 494   | 35              | 38             | 54             | 46             | 94             | 76             | 54             | 63             | 26            | 8            | 290              |
| 1940 to 1949.....   | 370   | 45              | 19             | 93             | 69             | 64             | 25             | 20             | 25             | 6             | 4            | 220              |
| 1939 or earlier.....  | 489   | 71              | 90             | 67             | 88             | 57             | 32             | 34             | 35             | 10            | 5            | 204              |
| <b>STORIES IN STRUCTURE</b>   |       |                 |                |                |                |                |                |                |                |               |              |                  |
| 1 to 3.....   | 2 379 | 180             | 169            | 298            | 490            | 414            | 266            | 158            | 238            | 132           | 34           | 254              |
| 4 or more.....  | 219   | 31              | 24             | 37             | 23             | 54             | 19             | 14             | —              | 6             | 11           | 219              |
| With elevator.....  | 143   | 20              | 12             | 29             | —              | 36             | 19             | 14             | —              | 6             | 7            | 276              |
| <b>GROSS RENT AS PERCENTAGE OF HOUSEHOLD INCOME IN 1979</b>               |       |                 |                |                |                |                |                |                |                |               |              |                  |
| Less than 15 percent.....   | 361   | 41              | 30             | 50             | 88             | 63             | 43             | 18             | 11             | 17            | ...          | 223              |
| 15 to 19 percent.....   | 344   | 63              | 26             | 59             | 69             | 50             | 17             | 17             | 25             | 18            | ...          | 211              |
| 20 to 24 percent.....   | 391   | 38              | 32             | 51             | 75             | 64             | 43             | 14             | 54             | 20            | ...          | 249              |
| 25 to 29 percent.....   | 331   | 21              | 22             | 33             | 74             | 61             | 49             | 16             | 40             | 15            | ...          | 259              |
| 30 to 34 percent.....   | 170   | —               | —              | 51             | 16             | 26             | 35             | 10             | 24             | 8             | ...          | 275              |
| 35 to 49 percent.....   | 288   | 15              | 42             | 12             | 53             | 74             | 26             | 14             | 30             | 22            | ...          | 278              |
| 50 percent or more.....   | 646   | 33              | 38             | 79             | 125            | 124            | 72             | 83             | 54             | 38            | ...          | 274              |
| Not computed.....   | 67    | —               | 3              | —              | 13             | 6              | —              | —              | —              | —             | 45           | 215              |
| <b>Median</b> .....   | 27.6  | 20.2            | 26.6           | 26.1           | 26.2           | 29.4           | 29.0           | 47.9           | 28.6           | 29.7          | ...          | ...              |
| <b>SELECTED CHARACTERISTICS</b>   |       |                 |                |                |                |                |                |                |                |               |              |                  |
| <b>Heating equipment</b> .....  | 2 577 | 211             | 193            | 329            | 513            | 461            | 285            | 168            | 238            | 134           | 45           | 252              |
| Central heating system.....   | 2 402 | 206             | 157            | 295            | 497            | 428            | 274            | 143            | 233            | 134           | 35           | 254              |
| <b>Air conditioning</b> .....   | 750   | 17              | 6              | 92             | 170            | 206            | 121            | 62             | 49             | 12            | 15           | 271              |
| Central system.....   | 300   | 17              | —              | 27             | 48             | 54             | 60             | 45             | 37             | 6             | 6            | 301              |

Table B—38. **Income and Poverty Status in 1979 of Owner-Occupied Housing Units With an American Indian, Eskimo, or Aleut Householder: 1980**

[Data are estimates based on a sample, see Introduction. For meaning of symbols, see Introduction. For definitions of terms, see appendixes A and B]

| Inside SMSA's   | Household income in 1979 |                   |                    |                      |                      |                      |                      |                      |                      |                  |                  | Income in 1979 below poverty level |                |
|---|--------------------------|-------------------|--------------------|----------------------|----------------------|----------------------|----------------------|----------------------|----------------------|------------------|------------------|------------------------------------|----------------|
|   | Total                    | Less than \$5,000 | \$5,000 to \$9,999 | \$10,000 to \$12,499 | \$12,500 to \$14,999 | \$15,000 to \$19,999 | \$20,000 to \$24,999 | \$25,000 to \$34,999 | \$35,000 to \$49,999 | \$50,000 or more | Median (dollars) |                                    | Mean (dollars) |
| <b>Owner-occupied housing units</b> .....   | <b>2 100</b>             | <b>96</b>         | <b>289</b>         | <b>162</b>           | <b>136</b>           | <b>306</b>           | <b>355</b>           | <b>464</b>           | <b>209</b>           | <b>83</b>        | <b>20 675</b>    | <b>22 199</b>                      | <b>190</b>     |
| <b>HOUSEHOLD TYPE AND AGE OF HOUSEHOLDER</b>  |                          |                   |                    |                      |                      |                      |                      |                      |                      |                  |                  |                                    |                |
| <b>Married-couple families</b> .....  | <b>1 569</b>             | <b>35</b>         | <b>138</b>         | <b>92</b>            | <b>101</b>           | <b>258</b>           | <b>307</b>           | <b>404</b>           | <b>166</b>           | <b>68</b>        | <b>22 068</b>    | <b>24 119</b>                      | <b>119</b>     |
| 15 to 24 years .....  | 42                       | —                 | 7                  | 7                    | 14                   | —                    | 7                    | —                    | 7                    | —                | 13 750           | 17 457                             | —              |
| 25 to 34 years .....  | 481                      | 8                 | 56                 | 32                   | 20                   | 96                   | 101                  | 126                  | 37                   | 5                | 21 080           | 21 620                             | 36             |
| 35 to 44 years .....  | 411                      | 11                | 24                 | 9                    | 12                   | 79                   | 112                  | 106                  | 46                   | 12               | 22 149           | 24 136                             | 28             |
| 45 to 64 years .....  | 556                      | 8                 | 37                 | 21                   | 46                   | 77                   | 81                   | 159                  | 76                   | 51               | 25 714           | 28 092                             | 35             |
| 65 years and over .....   | 79                       | 8                 | 14                 | 23                   | 9                    | 6                    | 6                    | 13                   | —                    | —                | 11 902           | 14 826                             | 20             |
| <b>Male householder, no wife present</b> .....  | <b>213</b>               | <b>20</b>         | <b>30</b>          | <b>16</b>            | <b>22</b>            | <b>20</b>            | <b>17</b>            | <b>39</b>            | <b>43</b>            | <b>6</b>         | <b>19 688</b>    | <b>22 187</b>                      | <b>20</b>      |
| 15 to 24 years .....  | 41                       | 5                 | 9                  | 6                    | 6                    | 2                    | —                    | 13                   | —                    | —                | 12 708           | 15 412                             | 5              |
| 25 to 34 years .....  | 68                       | 5                 | —                  | 10                   | —                    | 10                   | 11                   | 18                   | 14                   | —                | 24 167           | 25 502                             | 5              |
| 35 to 44 years .....  | 48                       | 10                | —                  | —                    | 16                   | —                    | 6                    | 2                    | 8                    | 6                | 14 688           | 22 268                             | 10             |
| 45 to 64 years .....  | 32                       | —                 | 5                  | —                    | —                    | —                    | —                    | 6                    | 21                   | —                | 36 342           | 32 722                             | —              |
| 65 years and over .....   | 24                       | —                 | 16                 | —                    | —                    | 8                    | —                    | —                    | —                    | —                | 8 333            | 10 160                             | —              |
| <b>Female householder, no husband present</b> .....   | <b>318</b>               | <b>41</b>         | <b>121</b>         | <b>54</b>            | <b>13</b>            | <b>28</b>            | <b>31</b>            | <b>21</b>            | <b>—</b>             | <b>9</b>         | <b>9 879</b>     | <b>12 731</b>                      | <b>51</b>      |
| 15 to 24 years .....  | 13                       | —                 | —                  | 6                    | —                    | —                    | —                    | 7                    | —                    | —                | 27 679           | 19 808                             | —              |
| 25 to 34 years .....  | 61                       | 7                 | 22                 | 7                    | 10                   | 11                   | —                    | 4                    | —                    | —                | 10 536           | 11 933                             | 7              |
| 35 to 44 years .....  | 86                       | 10                | 17                 | 22                   | —                    | 13                   | 5                    | 10                   | —                    | 9                | 11 818           | 17 624                             | 16             |
| 45 to 64 years .....  | 94                       | 8                 | 50                 | 7                    | 3                    | 4                    | 22                   | —                    | —                    | —                | 9 052            | 11 166                             | 8              |
| 65 years and over .....   | 64                       | 16                | 32                 | 12                   | —                    | —                    | 4                    | —                    | —                    | —                | 6 538            | 7 780                              | 20             |
| <b>Median age</b> .....   | <b>41.3</b>              | <b>41.4</b>       | <b>49.0</b>        | <b>39.6</b>          | <b>42.6</b>          | <b>39.4</b>          | <b>40.0</b>          | <b>39.4</b>          | <b>43.3</b>          | <b>46.8</b>      | <b>...</b>       | <b>...</b>                         | <b>41.5</b>    |
| <b>YEAR HOUSEHOLDER MOVED INTO UNIT</b>   |                          |                   |                    |                      |                      |                      |                      |                      |                      |                  |                  |                                    |                |
| 1979 to March 1980 .....  | 521                      | 5                 | 92                 | 54                   | 47                   | 80                   | 86                   | 95                   | 34                   | 28               | 18 983           | 20 866                             | 39             |
| 1975 to 1978 .....  | 711                      | 28                | 62                 | 42                   | 32                   | 110                  | 125                  | 179                  | 102                  | 31               | 22 315           | 24 553                             | 55             |
| 1970 to 1974 .....  | 418                      | 31                | 23                 | 44                   | 20                   | 60                   | 95                   | 93                   | 44                   | 8                | 21 250           | 22 486                             | 54             |
| 1960 to 1969 .....  | 318                      | 8                 | 61                 | 22                   | 23                   | 42                   | 38                   | 79                   | 29                   | 16               | 20 341           | 22 807                             | 13             |
| 1959 or earlier .....   | 132                      | 24                | 51                 | —                    | 14                   | 14                   | 11                   | 18                   | —                    | —                | 8 676            | 12 404                             | 29             |
| <b>SELECTED CHARACTERISTICS</b>   |                          |                   |                    |                      |                      |                      |                      |                      |                      |                  |                  |                                    |                |
| <b>Complete plumbing for exclusive use</b> .....  | <b>2 076</b>             | <b>91</b>         | <b>283</b>         | <b>162</b>           | <b>136</b>           | <b>293</b>           | <b>355</b>           | <b>464</b>           | <b>209</b>           | <b>83</b>        | <b>20 808</b>    | <b>22 314</b>                      | <b>185</b>     |
| 1.01 or more persons per room .....   | 77                       | —                 | 17                 | 19                   | 10                   | 6                    | 4                    | 8                    | 8                    | 5                | 13 125           | 18 376                             | 30             |
| <b>Lacking complete plumbing for exclusive use</b> .....  | <b>24</b>                | <b>5</b>          | <b>6</b>           | <b>—</b>             | <b>—</b>             | <b>13</b>            | <b>—</b>             | <b>—</b>             | <b>—</b>             | <b>—</b>         | <b>17 692</b>    | <b>12 190</b>                      | <b>5</b>       |
| 1.01 or more persons per room .....   | 6                        | —                 | 6                  | —                    | —                    | —                    | —                    | —                    | —                    | —                | 8 750            | 9 510                              | —              |
| <b>Heating equipment</b> .....  | <b>2 100</b>             | <b>96</b>         | <b>289</b>         | <b>162</b>           | <b>136</b>           | <b>306</b>           | <b>355</b>           | <b>464</b>           | <b>209</b>           | <b>83</b>        | <b>20 675</b>    | <b>22 199</b>                      | <b>190</b>     |
| Central heating system .....  | 1 969                    | 96                | 222                | 162                  | 125                  | 276                  | 343                  | 453                  | 209                  | 83               | 21 209           | 22 787                             | 185            |
| <b>Air conditioning</b> .....   | <b>456</b>               | <b>18</b>         | <b>55</b>          | <b>53</b>            | <b>19</b>            | <b>62</b>            | <b>90</b>            | <b>92</b>            | <b>40</b>            | <b>27</b>        | <b>21 010</b>    | <b>22 763</b>                      | <b>39</b>      |
| Central system .....  | 227                      | 5                 | 15                 | 29                   | —                    | 47                   | 47                   | 47                   | 26                   | 11               | 22 831           | 24 078                             | 11             |
| <b>Vehicles available</b> .....   | <b>2 050</b>             | <b>82</b>         | <b>277</b>         | <b>162</b>           | <b>126</b>           | <b>302</b>           | <b>345</b>           | <b>464</b>           | <b>209</b>           | <b>83</b>        | <b>20 864</b>    | <b>22 465</b>                      | <b>172</b>     |
| 1 .....   | 465                      | 40                | 134                | 69                   | 48                   | 77                   | 38                   | 37                   | 22                   | —                | 12 120           | 14 175                             | 63             |
| 2 or more .....   | 1 585                    | 42                | 143                | 93                   | 78                   | 225                  | 307                  | 427                  | 187                  | 83               | 22 977           | 24 897                             | 109            |
| <b>House heating fuel</b> .....   | <b>2 100</b>             | <b>96</b>         | <b>289</b>         | <b>162</b>           | <b>136</b>           | <b>306</b>           | <b>355</b>           | <b>464</b>           | <b>209</b>           | <b>83</b>        | <b>20 675</b>    | <b>22 199</b>                      | <b>190</b>     |
| Utility gas .....   | 1 840                    | 76                | 248                | 143                  | 134                  | 289                  | 312                  | 398                  | 157                  | 83               | 20 397           | 22 159                             | 159            |
| Battled, tank, or LP gas .....  | 99                       | 5                 | 25                 | —                    | 2                    | 14                   | 19                   | 15                   | 19                   | —                | 20 486           | 21 579                             | 5              |
| Electricity .....   | 131                      | 15                | —                  | 19                   | —                    | —                    | 15                   | 49                   | 33                   | —                | 26 375           | 25 020                             | 21             |
| Fuel oil, kerosene, etc. ....   | 5                        | —                 | 5                  | —                    | —                    | —                    | —                    | —                    | —                    | —                | 8 750            | 9 460                              | —              |
| Other .....   | 25                       | —                 | 11                 | —                    | —                    | 3                    | 9                    | 2                    | —                    | —                | 16 250           | 15 342                             | 5              |
| <b>Median rooms</b> .....   | <b>6.1</b>               | <b>5.1</b>        | <b>5.2</b>         | <b>5.5</b>           | <b>5.4</b>           | <b>5.9</b>           | <b>5.8</b>           | <b>6.9</b>           | <b>7.6</b>           | <b>7.3</b>       | <b>...</b>       | <b>...</b>                         | <b>5.5</b>     |
| <b>Specified owner-occupied housing units</b> .....   | <b>1 632</b>             | <b>61</b>         | <b>218</b>         | <b>82</b>            | <b>102</b>           | <b>247</b>           | <b>284</b>           | <b>375</b>           | <b>190</b>           | <b>73</b>        | <b>21 472</b>    | <b>23 399</b>                      | <b>143</b>     |
| <b>MORTGAGE STATUS AND SELECTED MONTHLY OWNER COSTS</b>   |                          |                   |                    |                      |                      |                      |                      |                      |                      |                  |                  |                                    |                |
| <b>With a mortgage</b> .....  | <b>1 441</b>             | <b>42</b>         | <b>165</b>         | <b>69</b>            | <b>90</b>            | <b>227</b>           | <b>242</b>           | <b>343</b>           | <b>190</b>           | <b>73</b>        | <b>22 097</b>    | <b>24 406</b>                      | <b>117</b>     |
| Less than \$200 .....   | 55                       | 18                | 19                 | —                    | 5                    | —                    | 11                   | 2                    | —                    | —                | 6 250            | 9 203                              | 24             |
| \$200 to \$249 .....  | 151                      | —                 | 35                 | 14                   | —                    | 30                   | 33                   | 25                   | 14                   | —                | 19 327           | 19 830                             | 4              |
| \$250 to \$299 .....  | 204                      | 20                | 21                 | —                    | 29                   | 43                   | 29                   | 29                   | 24                   | 9                | 19 257           | 21 673                             | 25             |
| \$300 to \$349 .....  | 152                      | 4                 | 7                  | 18                   | 12                   | 27                   | 35                   | 42                   | 7                    | —                | 20 909           | 21 217                             | 9              |
| \$350 to \$399 .....  | 156                      | —                 | 11                 | 6                    | 15                   | 17                   | 33                   | 57                   | 17                   | —                | 24 565           | 23 432                             | 9              |
| \$400 to \$499 .....  | 216                      | —                 | 28                 | 19                   | 13                   | 38                   | 29                   | 48                   | 26                   | 15               | 20 417           | 25 108                             | 22             |
| \$500 to \$599 .....  | 195                      | —                 | 6                  | 5                    | 11                   | 38                   | 46                   | 54                   | 24                   | 11               | 23 068           | 26 823                             | —              |
| \$600 to \$749 .....  | 224                      | —                 | 26                 | —                    | 5                    | 34                   | 10                   | 64                   | 62                   | 23               | 30 940           | 30 001                             | 12             |
| \$750 or more .....   | 88                       | —                 | 12                 | 7                    | —                    | 16                   | 22                   | 16                   | 15                   | 24 844           | 34 013           | 12                                 |                |
| <b>Median</b> .....   | <b>\$401</b>             | <b>\$257</b>      | <b>\$352</b>       | <b>\$371</b>         | <b>\$346</b>         | <b>\$390</b>         | <b>\$370</b>         | <b>\$454</b>         | <b>\$529</b>         | <b>\$610</b>     | <b>...</b>       | <b>...</b>                         | <b>\$331</b>   |
| <b>Not mortgaged</b> .....  | <b>191</b>               | <b>19</b>         | <b>53</b>          | <b>13</b>            | <b>12</b>            | <b>20</b>            | <b>42</b>            | <b>32</b>            | <b>—</b>             | <b>—</b>         | <b>14 688</b>    | <b>15 799</b>                      | <b>26</b>      |
| Less than \$50 .....  | —                        | —                 | —                  | —                    | —                    | —                    | —                    | —                    | —                    | —                | —                | —                                  | —              |
| \$50 to \$74 .....  | 8                        | 6                 | 2                  | —                    | —                    | —                    | —                    | —                    | —                    | —                | 4 167            | 3 813                              | 6              |
| \$75 to \$99 .....  | 22                       | 13                | —                  | —                    | —                    | —                    | —                    | 9                    | —                    | —                | 4 375            | 14 079                             | 13             |
| \$100 to \$124 .....  | 46                       | —                 | 44                 | —                    | 2                    | —                    | —                    | —                    | —                    | —                | 7 300            | 7 586                              | —              |
| \$125 to \$149 .....  | 26                       | —                 | —                  | —                    | 3                    | 6                    | 11                   | 6                    | —                    | —                | 21 667           | 21 224                             | —              |
| \$150 to \$199 .....  | 74                       | —                 | 7                  | 13                   | —                    | 6                    | 31                   | 17                   | —                    | —                | 21 250           | 20 632                             | 7              |
| \$200 to \$249 .....  | 7                        | —                 | —                  | —                    | 7                    | —                    | —                    | —                    | —                    | —                | 13 750           | 14 305                             | —              |
| \$250 or more .....   | 8                        | —                 | —                  | —                    | —                    | 8                    | —                    | —                    | —                    | —                | 18 750           | 18 710                             | —              |
| <b>Median</b> .....   | <b>\$144</b>             | <b>\$82</b>       | <b>\$114</b>       | <b>\$175</b>         | <b>\$207</b>         | <b>\$183</b>         | <b>\$166</b>         | <b>\$153</b>         | <b>—</b>             | <b>—</b>         | <b>...</b>       | <b>...</b>                         | <b>\$88</b>    |
| <b>MORTGAGE STATUS AND SELECTED MONTHLY OWNER COSTS AS PERCENTAGE OF HOUSEHOLD INCOME IN 1979</b> |                          |                   |                    |                      |                      |                      |                      |                      |                      |                  |                  |                                    |                |
| <b>With a mortgage</b> .....  | <b>1 441</b>             | <b>42</b>         | <b>165</b>         | <b>69</b>            | <b>90</b>            | <b>227</b>           | <b>242</b>           | <b>343</b>           | <b>190</b>           | <b>73</b>        | <b>22 097</b>    | <b>24 406</b>                      | <b>117</b>     |
| Less than 15 percent .....  | 276                      | —                 | —                  | —                    | 5                    | —                    | 44                   | 76                   | 87                   | 64               | 37 202           | 40 170                             | 4              |
| 15 to 19 percent .....  | 328                      | —                 | —                  | —                    | —                    | 74                   | 87                   | 119                  | 43                   | 5                | 25 136           | 26 759                             | —              |
| 20 to 24 percent .....  | 189                      | —                 | —                  | 7                    | 19                   | 27                   | 23                   | 65                   | 44                   | 4                | 28 419           | 27 686                             | —              |
| 25 to 29 percent .....  | 151                      | —                 | 8                  | 7                    | 22                   | 16                   | 28                   | 60                   | 10                   | —                | 24 018           | 23 724                             | —              |
| 30 to 34 percent .....  | 140                      | —                 | 34                 | 12                   | 10                   | 43                   | 29                   | 12                   | —                    | —                | 16 094           | 16 158                             | 5              |
| 35 percent or more .....  | 338                      | 23                | 123                | 43                   | 34                   | 67                   | 31                   | 11                   | 6                    | —                | 11 337           | 12 530                             | 89             |
| Not computed .....  | 19                       | —                 | —                  | —                    | —                    | —                    | —                    | —                    | —                    | —                | 2500—            | —350                               | 19             |
| <b>Median</b> .....   | <b>22.8</b>              | <b>50+</b>        | <b>50+</b>         | <b>42.1</b>          | <b>29.8</b>          | <b>28.9</b>          | <b>19.4</b>          | <b>19.0</b>          | <b>15.9</b>          | <b>12.1</b>      | <b>...</b>       | <b>...</b>                         | <b>50+</b>     |
| <b>Not mortgaged</b> .....  | <b>191</b>               | <b>19</b>         | <b>53</b>          | <b>13</b>            | <b>12</b>            | <b>20</b>            | <b>42</b>            | <b>32</b>            | <b>—</b>             | <b>—</b>         | <b>14 688</b>    | <b>15 799</b>                      | <b>26</b>      |
| Less than 10 percent .....  | 66                       | —                 | —                  | —                    | 2                    | —                    | 32                   | 32                   | —                    | —                | 24 821           | 26 256                             | —              |
| 10 to 14 percent .....  | 33                       | —                 | 8                  | —                    | 3                    | 12                   | 10                   | —                    | —                    | —                | 16 146           | 15 445                             | —              |
| 15 to 19 percent .....  | 32                       | —                 | 18                 | 6                    | —                    | 8                    | —                    | —                    | —                    | —                | 9 722            | 11 826                             | —              |
| 20 to 24 percent .....  | 25                       | —                 | 11                 | 7                    | —                    | —                    | —                    | —                    | —                    | —                | 10 536           | 9 789                              | 7              |
| 25 to 29 percent .....  | 24                       | 8                 | 16                 | —                    | —                    | —                    | —                    | —                    | —                    | —                | 5 625            | 5 168                              | 8              |
| 3   |                          |                   |                    |                      |                      |                      |                      |                      |                      |                  |                  |                                    |                |



**Table B — 39. Income and Poverty Status in 1979 of Renter-Occupied Housing Units With an American Indian, Eskimo, or Aleut Householder: 1980**

[Data are estimates based on a sample, see introduction. For meaning of symbols, see introduction. For definitions of terms, see appendixes A and B]

| Inside SMSA's   | Household income in 1979 |                   |                    |                      |                      |                      |                      |                      |                      |                  |                  | Income in 1979 below poverty level |                |
|---|--------------------------|-------------------|--------------------|----------------------|----------------------|----------------------|----------------------|----------------------|----------------------|------------------|------------------|------------------------------------|----------------|
|   | Total                    | Less than \$5,000 | \$5,000 to \$9,999 | \$10,000 to \$12,499 | \$12,500 to \$14,999 | \$15,000 to \$19,999 | \$20,000 to \$24,999 | \$25,000 to \$34,999 | \$35,000 to \$49,999 | \$50,000 or more | Median (dollars) |                                    | Mean (dollars) |
| <b>Renter-occupied housing units</b>                        | <b>2 649</b>             | <b>689</b>        | <b>575</b>         | <b>297</b>           | <b>231</b>           | <b>376</b>           | <b>200</b>           | <b>176</b>           | <b>73</b>            | <b>32</b>        | <b>10 509</b>    | <b>12 792</b>                      | <b>791</b>     |
| <b>HOUSEHOLD TYPE AND AGE OF HOUSEHOLDER</b>                |                          |                   |                    |                      |                      |                      |                      |                      |                      |                  |                  |                                    |                |
| <b>Married-couple families</b>                              | <b>1 036</b>             | <b>120</b>        | <b>182</b>         | <b>158</b>           | <b>119</b>           | <b>165</b>           | <b>141</b>           | <b>100</b>           | <b>30</b>            | <b>21</b>        | <b>13 718</b>    | <b>15 904</b>                      | <b>177</b>     |
| 15 to 24 years  | 229                      | 18                | 80                 | 37                   | 24                   | 32                   | 31                   | —                    | 7                    | —                | 11 115           | 12 709                             | 34             |
| 25 to 34 years  | 448                      | 49                | 60                 | 109                  | 65                   | 86                   | 27                   | 42                   | 4                    | 6                | 12 731           | 14 713                             | 73             |
| 35 to 44 years  | 172                      | 28                | 15                 | 3                    | 20                   | 18                   | 27                   | 38                   | 13                   | 10               | 20 357           | 21 135                             | 34             |
| 45 to 64 years  | 180                      | 25                | 27                 | 9                    | 10                   | 29                   | 49                   | 20                   | 6                    | 5                | 17 065           | 17 706                             | 36             |
| 65 years and over   | 7                        | —                 | —                  | —                    | —                    | —                    | 7                    | —                    | —                    | —                | 21 250           | 21 820                             | —              |
| <b>Male householder, no wife present</b>                    | <b>755</b>               | <b>216</b>        | <b>166</b>         | <b>87</b>            | <b>66</b>            | <b>90</b>            | <b>50</b>            | <b>55</b>            | <b>21</b>            | <b>4</b>         | <b>9 878</b>     | <b>12 383</b>                      | <b>213</b>     |
| 15 to 24 years  | 244                      | 62                | 78                 | 26                   | 25                   | 29                   | 3                    | 9                    | 12                   | —                | 8 816            | 10 850                             | 66             |
| 25 to 34 years  | 263                      | 43                | 53                 | 58                   | 35                   | 34                   | 23                   | 14                   | 3                    | —                | 11 530           | 12 311                             | 52             |
| 35 to 44 years  | 98                       | 27                | 16                 | 3                    | 6                    | 21                   | 11                   | 8                    | 6                    | —                | 13 750           | 14 307                             | 24             |
| 45 to 64 years  | 110                      | 53                | 14                 | —                    | —                    | 6                    | —                    | 13                   | 24                   | —                | 6 000            | 12 420                             | 50             |
| 65 years and over   | 40                       | 31                | 5                  | —                    | —                    | —                    | —                    | —                    | —                    | 4                | 3 854            | 17 383                             | 21             |
| <b>Female householder, no husband present</b>               | <b>858</b>               | <b>353</b>        | <b>227</b>         | <b>52</b>            | <b>46</b>            | <b>121</b>           | <b>9</b>             | <b>21</b>            | <b>22</b>            | <b>7</b>         | <b>6 329</b>     | <b>9 396</b>                       | <b>401</b>     |
| 15 to 24 years  | 190                      | 94                | 45                 | 10                   | 13                   | 12                   | 3                    | 13                   | —                    | —                | 5 078            | 8 182                              | 112            |
| 25 to 34 years  | 321                      | 114               | 88                 | 11                   | 19                   | 76                   | —                    | —                    | 6                    | 7                | 6 816            | 10 066                             | 123            |
| 35 to 44 years  | 168                      | 68                | 49                 | 11                   | 2                    | 23                   | 6                    | 2                    | 7                    | —                | 6 212            | 9 262                              | 67             |
| 45 to 64 years  | 120                      | 47                | 30                 | 20                   | —                    | 10                   | —                    | 6                    | 7                    | —                | 7 321            | 10 536                             | 68             |
| 65 years and over   | 59                       | 30                | 15                 | —                    | 12                   | —                    | —                    | —                    | 2                    | —                | 4 946            | 7 720                              | 31             |
| <b>Median age</b>   | <b>30.7</b>              | <b>32.4</b>       | <b>30.1</b>        | <b>29.4</b>          | <b>28.3</b>          | <b>29.3</b>          | <b>38.6</b>          | <b>36.3</b>          | <b>39.5</b>          | <b>36.5</b>      | <b>...</b>       | <b>...</b>                         | <b>30.8</b>    |
| <b>YEAR HOUSEHOLDER MOVED INTO UNIT</b>                     |                          |                   |                    |                      |                      |                      |                      |                      |                      |                  |                  |                                    |                |
| 1979 to March 1980  | 1 895                    | 508               | 435                | 219                  | 151                  | 256                  | 156                  | 121                  | 46                   | 3                | 10 051           | 11 910                             | 575            |
| 1975 to 1978  | 569                      | 146               | 122                | 42                   | 42                   | 82                   | 43                   | 40                   | 27                   | 25               | 10 982           | 15 119                             | 170            |
| 1970 to 1974  | 130                      | 23                | 6                  | 36                   | 38                   | 26                   | 1                    | —                    | —                    | —                | 12 500           | 10 704                             | 30             |
| 1960 to 1969  | 34                       | 7                 | 12                 | —                    | —                    | —                    | —                    | 15                   | —                    | —                | 9 583            | 15 779                             | 11             |
| 1959 or earlier   | 21                       | 5                 | —                  | —                    | —                    | 12                   | —                    | —                    | —                    | 4                | 17 292           | 37 437                             | 5              |
| <b>PLUMBING FACILITIES BY PERSONS PER ROOM</b>              |                          |                   |                    |                      |                      |                      |                      |                      |                      |                  |                  |                                    |                |
| <b>Complete plumbing for exclusive use</b>                  | <b>2 581</b>             | <b>667</b>        | <b>559</b>         | <b>286</b>           | <b>231</b>           | <b>370</b>           | <b>197</b>           | <b>176</b>           | <b>67</b>            | <b>28</b>        | <b>10 564</b>    | <b>12 657</b>                      | <b>769</b>     |
| 0.50 or less  | 1 062                    | 273               | 252                | 83                   | 91                   | 138                  | 99                   | 86                   | 27                   | 13               | 10 181           | 12 821                             | 250            |
| 0.51 to 1.00  | 1 181                    | 297               | 231                | 187                  | 98                   | 196                  | 84                   | 49                   | 24                   | 15               | 10 836           | 12 478                             | 379            |
| 1.01 to 1.50  | 210                      | 93                | 30                 | 1                    | 35                   | 9                    | 6                    | 30                   | 6                    | —                | 7 143            | 11 184                             | 120            |
| 1.51 or more  | 128                      | 4                 | 46                 | 15                   | 7                    | 27                   | 8                    | 11                   | 10                   | —                | 12 333           | 15 361                             | 20             |
| <b>Lacking complete plumbing for exclusive use</b>          | <b>68</b>                | <b>22</b>         | <b>16</b>          | <b>11</b>            | <b>—</b>             | <b>6</b>             | <b>3</b>             | <b>—</b>             | <b>6</b>             | <b>4</b>         | <b>6 875</b>     | <b>17 935</b>                      | <b>22</b>      |
| 0.50 or less  | 23                       | —                 | 8                  | 11                   | —                    | —                    | —                    | —                    | —                    | 4                | 10 795           | 31 680                             | —              |
| 0.51 to 1.00  | 45                       | 22                | 8                  | —                    | —                    | 6                    | 3                    | —                    | 6                    | —                | 5 156            | 10 910                             | 22             |
| 1.01 to 1.50  | —                        | —                 | —                  | —                    | —                    | —                    | —                    | —                    | —                    | —                | —                | —                                  | —              |
| 1.51 or more  | —                        | —                 | —                  | —                    | —                    | —                    | —                    | —                    | —                    | —                | —                | —                                  | —              |
| <b>SELECTED CHARACTERISTICS</b>                             |                          |                   |                    |                      |                      |                      |                      |                      |                      |                  |                  |                                    |                |
| <b>Heating equipment</b>                                    | <b>2 628</b>             | <b>689</b>        | <b>575</b>         | <b>297</b>           | <b>214</b>           | <b>376</b>           | <b>200</b>           | <b>176</b>           | <b>73</b>            | <b>28</b>        | <b>10 421</b>    | <b>12 588</b>                      | <b>791</b>     |
| Central heating system                                      | 2 431                    | 635               | 537                | 267                  | 205                  | 325                  | 185                  | 176                  | 73                   | 28               | 10 407           | 12 749                             | 729            |
| Air conditioning  | 750                      | 127               | 187                | 91                   | 80                   | 108                  | 69                   | 50                   | 38                   | —                | 11 676           | 13 621                             | 161            |
| Central system  | 300                      | 55                | 36                 | 48                   | 24                   | 49                   | 35                   | 27                   | 26                   | —                | 13 646           | 15 509                             | 77             |
| <b>Vehicles available</b>                                   | <b>1 977</b>             | <b>319</b>        | <b>412</b>         | <b>251</b>           | <b>209</b>           | <b>358</b>           | <b>167</b>           | <b>172</b>           | <b>61</b>            | <b>28</b>        | <b>12 578</b>    | <b>14 510</b>                      | <b>411</b>     |
| 1   | 1 162                    | 264               | 291                | 176                  | 109                  | 217                  | 58                   | 22                   | 20                   | 5                | 10 369           | 11 527                             | 304            |
| 2 or more   | 815                      | 55                | 121                | 75                   | 100                  | 141                  | 109                  | 150                  | 41                   | 23               | 16 788           | 18 763                             | 107            |
| <b>House heating fuel</b>                                   | <b>2 628</b>             | <b>689</b>        | <b>575</b>         | <b>297</b>           | <b>214</b>           | <b>376</b>           | <b>200</b>           | <b>176</b>           | <b>73</b>            | <b>28</b>        | <b>10 421</b>    | <b>12 588</b>                      | <b>791</b>     |
| Utility gas   | 2 077                    | 539               | 435                | 225                  | 192                  | 297                  | 166                  | 135                  | 66                   | 22               | 10 717           | 12 779                             | 628            |
| Bottled, tank, or LP gas                                    | 54                       | 24                | 12                 | 3                    | —                    | 15                   | —                    | —                    | —                    | —                | 8 125            | 8 353                              | 24             |
| Electricity   | 425                      | 112               | 113                | 62                   | 20                   | 30                   | 34                   | 41                   | 7                    | 6                | 9 442            | 12 374                             | 121            |
| Fuel oil, kerosene, etc.                                    | 8                        | —                 | 6                  | —                    | 2                    | —                    | —                    | —                    | —                    | —                | 9 167            | 9 456                              | —              |
| Other   | 64                       | 14                | 9                  | 7                    | —                    | 34                   | —                    | —                    | —                    | —                | 15 455           | 11 783                             | 18             |
| <b>Median rooms</b>   | <b>4.0</b>               | <b>3.4</b>        | <b>3.7</b>         | <b>4.1</b>           | <b>4.2</b>           | <b>4.1</b>           | <b>4.1</b>           | <b>4.9</b>           | <b>4.4</b>           | <b>7.2</b>       | <b>...</b>       | <b>...</b>                         | <b>3.8</b>     |
| <b>Specified renter-occupied housing units</b>              | <b>2 598</b>             | <b>679</b>        | <b>558</b>         | <b>297</b>           | <b>223</b>           | <b>366</b>           | <b>200</b>           | <b>170</b>           | <b>73</b>            | <b>32</b>        | <b>10 522</b>    | <b>12 844</b>                      | <b>776</b>     |
| <b>CONTRACT RENT</b>  |                          |                   |                    |                      |                      |                      |                      |                      |                      |                  |                  |                                    |                |
| Less than \$100   | 273                      | 181               | 52                 | 14                   | 13                   | 6                    | 7                    | —                    | —                    | —                | 3 940            | 5 184                              | 193            |
| \$100 to \$149  | 249                      | 93                | 61                 | 13                   | 20                   | 32                   | 14                   | 7                    | 9                    | —                | 7 019            | 10 260                             | 100            |
| \$150 to \$199  | 517                      | 132               | 132                | 76                   | 61                   | 62                   | 20                   | 34                   | —                    | —                | 9 792            | 10 538                             | 146            |
| \$200 to \$249  | 525                      | 135               | 112                | 66                   | 54                   | 82                   | 37                   | 10                   | 23                   | 6                | 10 587           | 12 467                             | 142            |
| \$250 to \$299  | 522                      | 88                | 107                | 76                   | 62                   | 90                   | 37                   | 48                   | 7                    | 7                | 12 171           | 13 914                             | 114            |
| \$300 to \$349  | 195                      | 26                | 50                 | 17                   | 6                    | 41                   | 39                   | 9                    | 7                    | —                | 14 375           | 14 525                             | 53             |
| \$350 to \$399  | 131                      | 9                 | 21                 | 6                    | 7                    | 18                   | 27                   | 20                   | 16                   | 7                | 20 417           | 21 672                             | 9              |
| \$400 to \$499  | 109                      | 8                 | 9                  | 21                   | —                    | 19                   | 12                   | 35                   | 5                    | —                | 19 479           | 20 696                             | 8              |
| \$500 or more   | 32                       | —                 | —                  | —                    | —                    | —                    | 7                    | 7                    | 6                    | 12               | 42 679           | 54 540                             | —              |
| No cash rent  | 45                       | 7                 | 14                 | 8                    | —                    | 16                   | —                    | —                    | —                    | —                | 10 469           | 10 470                             | 11             |
| <b>Median</b>   | <b>\$218</b>             | <b>\$169</b>      | <b>\$211</b>       | <b>\$222</b>         | <b>\$211</b>         | <b>\$240</b>         | <b>\$290</b>         | <b>\$289</b>         | <b>\$291</b>         | <b>\$371</b>     | <b>...</b>       | <b>...</b>                         | <b>\$173</b>   |
| <b>GROSS RENT</b>   |                          |                   |                    |                      |                      |                      |                      |                      |                      |                  |                  |                                    |                |
| Less than \$100   | 211                      | 138               | 40                 | 7                    | 13                   | 6                    | 7                    | —                    | —                    | —                | 3 822            | 5 072                              | 154            |
| \$100 to \$149  | 193                      | 105               | 40                 | 18                   | 7                    | 14                   | —                    | 7                    | 2                    | —                | 4 717            | 7 803                              | 91             |
| \$150 to \$199  | 335                      | 86                | 114                | 31                   | 44                   | 41                   | 10                   | 9                    | —                    | —                | 8 467            | 9 404                              | 105            |
| \$200 to \$249  | 513                      | 130               | 94                 | 88                   | 56                   | 75                   | 43                   | 10                   | 11                   | 6                | 10 923           | 11 967                             | 130            |
| \$250 to \$299  | 468                      | 121               | 93                 | 71                   | 29                   | 79                   | 30                   | 33                   | 12                   | —                | 10 704           | 12 354                             | 139            |
| \$300 to \$349  | 285                      | 37                | 61                 | 25                   | 51                   | 51                   | 13                   | 26                   | 14                   | 7                | 13 456           | 15 570                             | 48             |
| \$350 to \$399  | 172                      | 22                | 70                 | 5                    | 10                   | 23                   | 7                    | 21                   | 14                   | —                | 9 483            | 14 560                             | 55             |
| \$400 to \$499  | 238                      | 25                | 23                 | 23                   | 13                   | 42                   | 67                   | 29                   | 9                    | 7                | 19 327           | 18 737                             | 35             |
| \$500 or more   | 138                      | 8                 | 9                  | 21                   | —                    | 19                   | 23                   | 35                   | 11                   | 12               | 21 875           | 27 899                             | 8              |
| No cash rent  | 45                       | 7                 | 14                 | 8                    | —                    | 16                   | —                    | —                    | —                    | —                | 10 469           | 10 470                             | 11             |
| <b>Median</b>   | <b>\$253</b>             | <b>\$203</b>      | <b>\$236</b>       | <b>\$250</b>         | <b>\$234</b>         | <b>\$280</b>         | <b>\$338</b>         | <b>\$350</b>         | <b>\$341</b>         | <b>\$443</b>     | <b>...</b>       | <b>...</b>                         | <b>\$212</b>   |
| <b>GROSS RENT AS PERCENTAGE OF HOUSEHOLD INCOME IN 1979</b> |                          |                   |                    |                      |                      |                      |                      |                      |                      |                  |                  |                                    |                |
| Less than 15 percent  | 361                      | 8                 | —                  | 7                    | 26                   | 63                   | 78                   | 85                   | 62                   | 32               | 24 906           | 29 673                             | 31             |
| 15 to 19 percent  | 344                      | 23                | 48                 | 23                   | 50                   | 111                  | 25                   | 53                   | 11                   | —                | 16 000           | 16 689                             | 46             |
| 20 to 24 percent  | 391                      | 38                | 57                 | 57                   | 67                   | 91                   | 52                   | 59                   | —                    | —                | 14 123           | 14 245                             | 45             |
| 25 to 29 percent  | 331                      | 43                | 50                 | 112                  | 47                   | 42                   | 34                   | 3                    | —                    | —                | 11 618           | 12 224                             | 51             |
| 30 to 34 percent  | 170                      | —                 | 85                 | 33                   | 20                   | 28                   | 4                    | —                    | —                    | —                | 10 000           | 10 669                             | 24             |
| 35 to 49 percent  | 288                      | 64                | 159                | 30                   | 13                   | 15                   | 7                    | —                    | —                    | —                | 7 730            | 8 204                              | 70             |
| 50 percent or more  | 646                      | 474               | 145                | 27                   | —                    | —                    | —                    | —                    | —                    | —                | 3 647            | 4 107                              | 476            |
| Not computed  | 67                       | 29                | 14                 | 8                    | —                    | 16                   | —                    | —                    | —                    | —                | 6 607            | 7 032                              | 33             |
| <b>Median</b>   | <b>27.6</b>              | <b>50+</b>        | <b>37.3</b>        | <b>27.6</b>          | <b>22.6</b>          | <b>20.1</b>          | <b>19.4</b>          | <b>15.0</b>          | <b>11.6</b>          | <b>10-</b>       | <b>...</b>       | <b>...</b>                         | <b>50+</b>     |

Table B—40. Selected Monthly Owner Costs for Mortgaged Housing Units With an American Indian, Eskimo, or Aleut Householder: 1980

[Data are estimates based on a sample, see Introduction. For meaning of symbols, see Introduction. For definitions of terms, see appendixes A and B]

| Inside SMSA's   | Total        | Less than \$200 | \$200 to \$249 | \$250 to \$299 | \$300 to \$349 | \$350 to \$399 | \$400 to \$499 | \$500 to \$599 | \$600 to \$749 | \$750 or more | Median (dollars) |
|---|--------------|-----------------|----------------|----------------|----------------|----------------|----------------|----------------|----------------|---------------|------------------|
| <b>Specified owner-occupied housing units</b> -----                           | <b>1 441</b> | <b>55</b>       | <b>151</b>     | <b>204</b>     | <b>152</b>     | <b>156</b>     | <b>216</b>     | <b>195</b>     | <b>224</b>     | <b>88</b>     | <b>401</b>       |
| <b>PERSONS IN UNIT</b>  |              |                 |                |                |                |                |                |                |                |               |                  |
| 1 person -----  | 117          | 23              | 35             | 6              | 12             | 2              | 8              | 12             | 8              | 11            | 254              |
| 2 persons -----   | 326          | 8               | 51             | 54             | 44             | 35             | 44             | 37             | 42             | 11            | 359              |
| 3 persons -----   | 285          | 9               | 10             | 49             | 23             | 33             | 51             | 35             | 56             | 19            | 437              |
| 4 persons -----   | 368          | 15              | 35             | 49             | 37             | 27             | 43             | 69             | 56             | 37            | 446              |
| 5 persons -----   | 197          | —               | 20             | 41             | 24             | 17             | 42             | 24             | 24             | 5             | 390              |
| 6 persons -----   | 91           | —               | —              | 5              | 12             | 29             | 19             | 13             | 13             | —             | 399              |
| 7 persons -----   | 39           | —               | —              | —              | —              | 13             | 9              | —              | 12             | 5             | 486              |
| 8 or more persons -----   | 18           | —               | —              | —              | —              | —              | —              | 5              | 13             | —             | 646              |
| Median -----  | 3.47         | 2.06            | 2.29           | 3.36           | 3.37           | 3.80           | 3.62           | 3.70           | 3.61           | 3.58          | ...              |
| <b>HOUSEHOLD TYPE AND AGE OF HOUSEHOLDER</b>                                  |              |                 |                |                |                |                |                |                |                |               |                  |
| <b>Married-couple families</b> -----  | <b>1 143</b> | <b>30</b>       | <b>104</b>     | <b>170</b>     | <b>115</b>     | <b>120</b>     | <b>180</b>     | <b>158</b>     | <b>189</b>     | <b>77</b>     | <b>419</b>       |
| 15 to 24 years -----  | 22           | 7               | —              | —              | —              | 8              | —              | —              | 7              | —             | 375              |
| 25 to 34 years -----  | 381          | —               | 7              | 71             | 9              | 50             | 81             | 75             | 69             | 19            | 467              |
| 35 to 44 years -----  | 294          | 4               | 16             | 36             | 40             | 29             | 35             | 43             | 74             | 17            | 462              |
| 45 to 64 years -----  | 434          | 19              | 77             | 55             | 66             | 33             | 64             | 40             | 39             | 41            | 350              |
| 65 years and over -----   | 12           | —               | 4              | 8              | —              | —              | —              | —              | —              | —             | 263              |
| <b>Male householder, no wife present</b> -----                                | <b>116</b>   | <b>12</b>       | <b>8</b>       | <b>6</b>       | <b>9</b>       | <b>19</b>      | <b>12</b>      | <b>11</b>      | <b>28</b>      | <b>11</b>     | <b>460</b>       |
| 15 to 24 years -----  | 13           | —               | —              | —              | —              | 13             | —              | —              | —              | —             | 375              |
| 25 to 34 years -----  | 49           | 2               | —              | —              | 3              | 6              | 4              | 5              | 18             | 11            | 638              |
| 35 to 44 years -----  | 38           | 10              | —              | 6              | 6              | —              | —              | 6              | 10             | —             | 325              |
| 45 to 64 years -----  | 16           | —               | 8              | —              | —              | —              | 8              | —              | —              | —             | 350              |
| 65 years and over -----   | —            | —               | —              | —              | —              | —              | —              | —              | —              | —             | —                |
| <b>Female householder, no husband present</b> -----                           | <b>182</b>   | <b>13</b>       | <b>39</b>      | <b>28</b>      | <b>28</b>      | <b>17</b>      | <b>24</b>      | <b>26</b>      | <b>7</b>       | <b>—</b>      | <b>320</b>       |
| 15 to 24 years -----  | 13           | —               | —              | —              | —              | —              | 6              | 7              | —              | —             | 507              |
| 25 to 34 years -----  | 61           | —               | 8              | 14             | 19             | 9              | —              | 4              | 7              | —             | 322              |
| 35 to 44 years -----  | 43           | —               | —              | 14             | 6              | —              | 18             | 5              | —              | —             | 406              |
| 45 to 64 years -----  | 51           | 5               | 27             | —              | 3              | 6              | —              | 10             | —              | —             | 238              |
| 65 years and over -----   | 14           | 8               | 4              | —              | —              | 2              | —              | —              | —              | —             | 194              |
| Median age -----  | 39.9         | 49.5            | 53.6           | 39.7           | 43.5           | 34.1           | 39.5           | 36.4           | 36.3           | 42.0          | ...              |
| <b>YEAR HOUSEHOLDER MOVED INTO UNIT</b>                                       |              |                 |                |                |                |                |                |                |                |               |                  |
| 1979 to March 1980 -----  | 356          | 12              | 29             | 6              | 9              | 19             | 71             | 49             | 104            | 57            | 565              |
| 1975 to 1978 -----  | 544          | 12              | 23             | 56             | 43             | 85             | 62             | 132            | 100            | 31            | 485              |
| 1970 to 1974 -----  | 293          | 18              | 39             | 84             | 54             | 32             | 57             | 3              | 6              | —             | 305              |
| 1960 to 1969 -----  | 227          | —               | 60             | 55             | 43             | 18             | 26             | 11             | 14             | —             | 299              |
| 1959 or earlier -----   | 21           | 13              | —              | 3              | 3              | 2              | —              | —              | —              | —             | 190              |
| <b>ROOMS</b>  |              |                 |                |                |                |                |                |                |                |               |                  |
| 1 to 3 rooms -----  | 10           | —               | —              | —              | —              | —              | 8              | 2              | —              | —             | 442              |
| 4 rooms -----   | 135          | 21              | 50             | 25             | 11             | 8              | 9              | —              | 11             | —             | 246              |
| 5 rooms -----   | 298          | 13              | 31             | 54             | 46             | 46             | 44             | 38             | 26             | —             | 355              |
| 6 rooms -----   | 234          | 13              | 28             | 17             | 32             | 37             | 41             | 39             | 22             | 5             | 386              |
| 7 rooms -----   | 284          | 8               | 18             | 41             | 36             | 29             | 64             | 14             | 65             | 9             | 414              |
| 8 or more rooms -----   | 480          | —               | 24             | 67             | 27             | 36             | 50             | 102            | 100            | 74            | 535              |
| Median -----  | 6.7          | 5.0             | 5.3            | 6.6            | 6.1            | 6.1            | 6.6            | 7.6            | 7.3            | 8.2           | ...              |
| <b>YEAR STRUCTURE BUILT</b>   |              |                 |                |                |                |                |                |                |                |               |                  |
| 1975 to March 1980 -----  | 269          | 15              | 6              | 6              | —              | —              | 40             | 54             | 87             | 61            | 623              |
| 1970 to 1974 -----  | 295          | 16              | 29             | 52             | 35             | 30             | 53             | 48             | 27             | 5             | 376              |
| 1960 to 1969 -----  | 321          | 7               | 47             | 65             | 39             | 38             | 33             | 36             | 34             | 22            | 353              |
| 1950 to 1959 -----  | 338          | 9               | 31             | 45             | 56             | 67             | 44             | 35             | 51             | —             | 371              |
| 1940 to 1949 -----  | 60           | —               | 24             | 6              | 3              | —              | 14             | 7              | 6              | —             | 300              |
| 1939 or earlier -----   | 158          | 8               | 14             | 30             | 19             | 21             | 32             | 15             | 19             | —             | 369              |
| <b>VALUE</b>  |              |                 |                |                |                |                |                |                |                |               |                  |
| Less than \$10,000 -----  | 3            | —               | 3              | —              | —              | —              | —              | —              | —              | —             | 225              |
| \$10,000 to \$19,999 -----  | 29           | 15              | 8              | 3              | 3              | —              | —              | —              | —              | —             | 198              |
| \$20,000 to \$29,999 -----  | 45           | —               | 12             | 25             | 8              | —              | —              | —              | —              | —             | 271              |
| \$30,000 to \$39,999 -----  | 123          | 16              | 46             | 6              | 14             | 31             | 10             | —              | —              | —             | 249              |
| \$40,000 to \$49,999 -----  | 187          | 24              | 16             | 38             | 25             | 11             | 50             | 9              | 14             | —             | 331              |
| \$50,000 to \$59,999 -----  | 264          | —               | 21             | 48             | 46             | 50             | 37             | 14             | 43             | 5             | 367              |
| \$60,000 to \$79,999 -----  | 519          | —               | 37             | 54             | 41             | 46             | 91             | 125            | 107            | 18            | 490              |
| \$80,000 to \$99,999 -----  | 135          | —               | 8              | 12             | 8              | 12             | 16             | 16             | 45             | 18            | 572              |
| \$100,000 to \$149,999 -----  | 108          | —               | —              | 18             | —              | 6              | 12             | 31             | 15             | 26            | 558              |
| \$150,000 or more -----   | 28           | —               | —              | —              | 7              | —              | —              | —              | —              | 21            | 750+             |
| Median -----  | \$62 200     | \$38 900        | \$44 600       | \$54 800       | \$54 800       | \$54 600       | \$62 100       | \$72 100       | \$69 200       | \$103 400     | ...              |
| <b>SELECTED MONTHLY OWNER COSTS AS PERCENTAGE OF HOUSEHOLD INCOME IN 1979</b> |              |                 |                |                |                |                |                |                |                |               |                  |
| Less than 15 percent -----  | 276          | 18              | 72             | 62             | 21             | 23             | 36             | 15             | 23             | 6             | 289              |
| 15 to 19 percent -----  | 328          | —               | 30             | 66             | 70             | 74             | 45             | 20             | 18             | 5             | 349              |
| 20 to 24 percent -----  | 189          | —               | 7              | 25             | 8              | 23             | 21             | 51             | 50             | 4             | 521              |
| 25 to 29 percent -----  | 151          | 8               | 7              | 10             | 24             | 4              | 16             | 15             | 46             | 21            | 543              |
| 30 to 34 percent -----  | 140          | —               | 22             | 12             | 12             | 10             | 38             | 29             | 17             | —             | 430              |
| 35 percent or more -----  | 338          | 19              | 13             | 23             | 14             | 22             | 60             | 65             | 70             | 52            | 528              |
| Not computed -----  | 19           | 10              | —              | 6              | 3              | —              | —              | —              | —              | —             | 100—             |
| Median -----  | 22.8         | 27.8            | 15.6           | 17.8           | 18.8           | 18.7           | 26.9           | 28.8           | 27.3           | 37.4          | ...              |
| <b>SELECTED CHARACTERISTICS</b>   |              |                 |                |                |                |                |                |                |                |               |                  |
| <b>Heating equipment</b> -----  | <b>1 441</b> | <b>55</b>       | <b>151</b>     | <b>204</b>     | <b>152</b>     | <b>156</b>     | <b>216</b>     | <b>195</b>     | <b>224</b>     | <b>88</b>     | <b>401</b>       |
| Steam or hot water system -----   | 116          | —               | 14             | 7              | 2              | 17             | 24             | 20             | 12             | 20            | 475              |
| Central warm-air furnace or electric heat pump -----                          | 1 212        | 41              | 106            | 194            | 146            | 134            | 190            | 152            | 193            | 56            | 394              |
| Other built-in electric units -----   | 41           | 10              | —              | —              | —              | —              | —              | 6              | 19             | 6             | 636              |
| Floor, wall, or pipeless furnace -----  | 26           | 4               | 7              | —              | 4              | 5              | —              | —              | —              | 6             | 325              |
| Other means -----   | 46           | —               | 24             | 3              | —              | —              | 2              | 17             | —              | —             | 248              |
| <b>Air conditioning</b> -----   | <b>268</b>   | <b>15</b>       | <b>33</b>      | <b>64</b>      | <b>28</b>      | <b>20</b>      | <b>21</b>      | <b>23</b>      | <b>50</b>      | <b>14</b>     | <b>339</b>       |
| Central system -----  | 126          | 6               | 6              | 20             | 10             | 6              | 6              | 16             | 42             | 14            | 556              |
| 1 or more individual room units -----   | 142          | 9               | 27             | 44             | 18             | 14             | 15             | 7              | 8              | —             | 290              |
| <b>House heating fuel</b> -----   | <b>1 441</b> | <b>55</b>       | <b>151</b>     | <b>204</b>     | <b>152</b>     | <b>156</b>     | <b>216</b>     | <b>195</b>     | <b>224</b>     | <b>88</b>     | <b>401</b>       |
| Utility gas -----   | 1 311        | 45              | 140            | 201            | 145            | 138            | 181            | 181            | 200            | 80            | 395              |
| Bottled, tank, or LP gas -----  | 38           | —               | 8              | 3              | 7              | 7              | 6              | 2              | 5              | —             | 357              |
| Electricity -----   | 81           | 10              | —              | —              | —              | 11             | 27             | 6              | 19             | 8             | 482              |
| Fuel oil, kerosene, etc. -----  | —            | —               | —              | —              | —              | —              | —              | —              | —              | —             | —                |
| Other -----   | 11           | —               | 3              | —              | —              | —              | 2              | 6              | —              | —             | 508              |

Table B-41. Selected Monthly Owner Costs for Not Mortgaged Housing Units With an American Indian, Eskimo, or Aleut Householder: 1980

[Data are estimates based on a sample, see Introduction. For meaning of symbols, see Introduction. For definitions of terms, see appendixes A and B]

Inside SMSA's

|   | Total      | Less than \$50 | \$50 to \$74 | \$75 to \$99 | \$100 to \$124 | \$125 to \$149 | \$150 to \$199 | \$200 to \$249 | \$250 or more | Median (dollars) |
|---|------------|----------------|--------------|--------------|----------------|----------------|----------------|----------------|---------------|------------------|
| <b>Specified owner-occupied housing units</b> -----                           | <b>191</b> | —              | 8            | 22           | 46             | 26             | 74             | 7              | 8             | <b>144</b>       |
| <b>PERSONS IN UNIT</b>  |            |                |              |              |                |                |                |                |               |                  |
| 1 person -----  | 48         | —              | 8            | —            | 29             | 6              | 5              | —              | —             | 114              |
| 2 persons -----   | 47         | —              | —            | 17           | 5              | 6              | 12             | 7              | —             | 131              |
| 3 persons -----   | 46         | —              | —            | —            | 12             | 5              | 21             | —              | 8             | 164              |
| 4 persons -----   | 20         | —              | —            | —            | —              | 9              | 11             | —              | —             | 155              |
| 5 persons -----   | 11         | —              | —            | 5            | —              | —              | 6              | —              | —             | 154              |
| 6 persons -----   | 7          | —              | —            | —            | —              | —              | 7              | —              | —             | 175              |
| 7 persons -----   | 12         | —              | —            | —            | —              | —              | 12             | —              | —             | 175              |
| 8 or more persons -----   | —          | —              | —            | —            | —              | —              | —              | —              | —             | —                |
| Median -----  | 2.51       | —              | 1.00         | 2.15         | 1.29           | 2.70           | 3.45           | 2.00           | 3.00          | ...              |
| <b>HOUSEHOLD TYPE AND AGE OF HOUSEHOLDER</b>                                  |            |                |              |              |                |                |                |                |               |                  |
| <b>Married-couple families</b> -----  | <b>123</b> | —              | —            | 17           | 5              | 17             | 69             | 7              | 8             | <b>166</b>       |
| 15 to 24 years -----  | —          | —              | —            | —            | —              | —              | —              | —              | —             | —                |
| 25 to 34 years -----  | 6          | —              | —            | —            | —              | —              | 6              | —              | —             | 175              |
| 35 to 44 years -----  | 24         | —              | —            | —            | —              | 6              | 18             | —              | —             | 167              |
| 45 to 64 years -----  | 67         | —              | —            | 9            | 3              | 11             | 36             | —              | 8             | 165              |
| 65 years and over -----   | 26         | —              | —            | 8            | 2              | —              | 9              | 7              | —             | 167              |
| <b>Male householder, no wife present</b> -----                                | <b>13</b>  | —              | 2            | —            | 6              | —              | 5              | —              | —             | <b>119</b>       |
| 15 to 24 years -----  | —          | —              | —            | —            | —              | —              | —              | —              | —             | —                |
| 25 to 34 years -----  | —          | —              | —            | —            | —              | —              | —              | —              | —             | —                |
| 35 to 44 years -----  | —          | —              | —            | —            | —              | —              | —              | —              | —             | —                |
| 45 to 64 years -----  | 5          | —              | —            | —            | —              | —              | 5              | —              | —             | 175              |
| 65 years and over -----   | 8          | —              | 2            | —            | 6              | —              | —              | —              | —             | 108              |
| <b>Female householder, no husband present</b> -----                           | <b>55</b>  | —              | 6            | 5            | 35             | 9              | —              | —              | —             | <b>112</b>       |
| 15 to 24 years -----  | —          | —              | —            | —            | —              | —              | —              | —              | —             | —                |
| 25 to 34 years -----  | —          | —              | —            | —            | —              | —              | —              | —              | —             | —                |
| 35 to 44 years -----  | 5          | —              | —            | 5            | —              | —              | —              | —              | —             | 88               |
| 45 to 64 years -----  | 22         | —              | —            | —            | 13             | 9              | —              | —              | —             | 121              |
| 65 years and over -----   | 28         | —              | 6            | —            | 22             | —              | —              | —              | —             | 109              |
| Median age -----  | 60.3       | —              | 81.7         | 63.3         | 70.3           | 58.9           | 49.6           | 67.5           | 57.5          | ...              |
| <b>YEAR HOUSEHOLDER MOVED INTO UNIT</b>                                       |            |                |              |              |                |                |                |                |               |                  |
| 1979 to March 1980 -----  | 16         | —              | —            | —            | —              | —              | 16             | —              | —             | 175              |
| 1975 to 1978 -----  | 6          | —              | —            | —            | —              | 6              | —              | —              | —             | 138              |
| 1970 to 1974 -----  | 39         | —              | —            | 5            | —              | —              | 34             | —              | —             | 171              |
| 1960 to 1969 -----  | 39         | —              | 2            | —            | 13             | 3              | 13             | —              | 8             | 156              |
| 1959 or earlier -----   | 91         | —              | 6            | 17           | 33             | 17             | 11             | 7              | —             | 117              |
| <b>ROOMS</b>  |            |                |              |              |                |                |                |                |               |                  |
| 1 to 3 rooms -----  | 2          | —              | 2            | —            | —              | —              | —              | —              | —             | 63               |
| 4 rooms -----   | 53         | —              | 6            | 9            | 22             | 11             | 5              | —              | —             | 113              |
| 5 rooms -----   | 34         | —              | —            | 8            | 16             | 3              | 7              | —              | —             | 114              |
| 6 rooms -----   | 38         | —              | —            | 5            | 8              | 12             | 13             | —              | —             | 138              |
| 7 rooms -----   | 18         | —              | —            | —            | —              | —              | 18             | —              | —             | 175              |
| 8 or more rooms -----   | 46         | —              | —            | —            | —              | —              | 31             | 7              | 8             | 187              |
| Median -----  | 5.7        | —              | 3.8          | 4.8          | 4.6            | 5.2            | 7.2            | 8.0            | 8.5+          | ...              |
| <b>YEAR STRUCTURE BUILT</b>   |            |                |              |              |                |                |                |                |               |                  |
| 1975 to March 1980 -----  | 10         | —              | —            | —            | —              | —              | 10             | —              | —             | 175              |
| 1970 to 1974 -----  | 18         | —              | —            | —            | —              | —              | 18             | —              | —             | 175              |
| 1960 to 1969 -----  | 6          | —              | —            | —            | —              | —              | 6              | —              | —             | 175              |
| 1950 to 1959 -----  | 36         | —              | —            | 5            | —              | 15             | 16             | —              | —             | 147              |
| 1940 to 1949 -----  | 25         | —              | —            | —            | 13             | 5              | —              | 7              | —             | 124              |
| 1939 or earlier -----   | 96         | —              | 8            | 17           | 33             | 6              | 24             | —              | 8             | 117              |
| <b>VALUE</b>  |            |                |              |              |                |                |                |                |               |                  |
| Less than \$10,000 -----  | 8          | —              | —            | 8            | —              | —              | —              | —              | —             | 88               |
| \$10,000 to \$19,999 -----  | 18         | —              | —            | —            | 6              | —              | 12             | —              | —             | 163              |
| \$20,000 to \$29,999 -----  | 50         | —              | 2            | 9            | 28             | 9              | 2              | —              | —             | 113              |
| \$30,000 to \$39,999 -----  | 24         | —              | 6            | —            | 6              | 6              | 6              | —              | —             | 125              |
| \$40,000 to \$49,999 -----  | 17         | —              | —            | 5            | 6              | 6              | —              | —              | —             | 115              |
| \$50,000 to \$59,999 -----  | 43         | —              | —            | —            | —              | 5              | 38             | —              | —             | 172              |
| \$60,000 to \$79,999 -----  | 8          | —              | —            | —            | —              | —              | —              | —              | 8             | 250+             |
| \$80,000 to \$99,999 -----  | 11         | —              | —            | —            | —              | —              | 11             | —              | —             | 175              |
| \$100,000 to \$149,999 -----  | 12         | —              | —            | —            | —              | —              | 5              | 7              | —             | 207              |
| \$150,000 or more -----   | —          | —              | —            | —            | —              | —              | —              | —              | —             | —                |
| Median -----  | \$38 100   | —              | \$31 700     | \$20 800     | \$22 200       | \$38 300       | \$54 300       | \$137 500      | \$62 500      | ...              |
| <b>SELECTED MONTHLY OWNER COSTS AS PERCENTAGE OF HOUSEHOLD INCOME IN 1979</b> |            |                |              |              |                |                |                |                |               |                  |
| Less than 10 percent -----  | 66         | —              | —            | 9            | 2              | 17             | 38             | —              | —             | 157              |
| 10 to 14 percent -----  | 33         | —              | 2            | —            | 6              | 9              | 16             | —              | —             | 149              |
| 15 to 19 percent -----  | 32         | —              | —            | —            | 13             | —              | 11             | —              | 8             | 164              |
| 20 to 24 percent -----  | 25         | —              | —            | —            | 9              | —              | 9              | 7              | —             | 169              |
| 25 to 29 percent -----  | 24         | —              | —            | 8            | 16             | —              | —              | —              | —             | 106              |
| 30 to 34 percent -----  | 6          | —              | 6            | —            | —              | —              | —              | —              | —             | 63               |
| 35 percent or more -----  | 5          | —              | —            | 5            | —              | —              | —              | —              | —             | 88               |
| Not computed -----  | —          | —              | —            | —            | —              | —              | —              | —              | —             | —                |
| Median -----  | 14.5       | —              | 31.7         | 26.3         | 21.1           | 10—            | 10—            | 22.5           | 17.5          | ...              |
| <b>SELECTED CHARACTERISTICS</b>   |            |                |              |              |                |                |                |                |               |                  |
| <b>Heating equipment</b> -----  | <b>191</b> | —              | 8            | 22           | 46             | 26             | 74             | 7              | 8             | <b>144</b>       |
| Steam or hot water system -----   | 7          | —              | —            | —            | —              | —              | —              | 7              | —             | 225              |
| Central warm-air furnace or electric heat pump -----                          | 108        | —              | 6            | 22           | 15             | 26             | 31             | —              | 8             | 136              |
| Other built-in electric units -----   | 11         | —              | —            | —            | —              | —              | 11             | —              | —             | 175              |
| Floor, wall, or pipeless furnace -----  | 13         | —              | —            | —            | 6              | —              | 7              | —              | —             | 154              |
| Other means -----   | 52         | —              | 2            | —            | 25             | —              | 25             | —              | —             | 124              |
| <b>Air conditioning</b> -----   | <b>36</b>  | —              | —            | —            | 6              | 9              | 21             | —              | —             | <b>157</b>       |
| Central system -----  | 27         | —              | —            | —            | 6              | —              | 21             | —              | —             | 168              |
| 1 or more individual room units -----   | 9          | —              | —            | —            | —              | 9              | —              | —              | —             | 138              |
| <b>House heating fuel</b> -----   | <b>191</b> | —              | 8            | 22           | 46             | 26             | 74             | 7              | 8             | <b>144</b>       |
| Utility gas -----   | 149        | —              | 8            | 17           | 44             | 26             | 39             | 7              | 8             | 130              |
| Bottled, tank, or LP gas -----  | 16         | —              | —            | —            | 2              | —              | 14             | —              | —             | 171              |
| Electricity -----   | 21         | —              | —            | 5            | —              | —              | 16             | —              | —             | 167              |
| Fuel oil, kerosene, etc. -----  | 5          | —              | —            | —            | —              | —              | 5              | —              | —             | 175              |
| Other -----   | —          | —              | —            | —            | —              | —              | —              | —              | —             | —                |

Table B-42. Year Structure Built for Owner- and Renter-Occupied Housing Units With an American Indian, Eskimo, or Aleut Householder: 1980

[Data are estimates based on a sample, see Introduction. For meaning of symbols, see Introduction. For definitions of terms, see appendixes A and B]

| Inside SMSA's  | Owner-occupied housing units |                    |                 |                 |                 |                 | Renter-occupied housing units |                    |                 |                 |                 |                 |
|--|------------------------------|--------------------|-----------------|-----------------|-----------------|-----------------|-------------------------------|--------------------|-----------------|-----------------|-----------------|-----------------|
|  | Total                        | 1975 to March 1980 | 1970 to 1974    | 1960 to 1969    | 1940 to 1959    | 1939 or earlier | Total                         | 1975 to March 1980 | 1970 to 1974    | 1960 to 1969    | 1940 to 1959    | 1939 or earlier |
| <b>Occupied housing units</b> .....                      | <b>2 100</b>                 | <b>389</b>         | <b>466</b>      | <b>442</b>      | <b>504</b>      | <b>299</b>      | <b>2 649</b>                  | <b>158</b>         | <b>518</b>      | <b>590</b>      | <b>880</b>      | <b>503</b>      |
| <b>HOUSEHOLD TYPE AND AGE OF HOUSEHOLDER</b>             |                              |                    |                 |                 |                 |                 |                               |                    |                 |                 |                 |                 |
| <b>Married-couple families</b> .....                     | <b>1 569</b>                 | <b>282</b>         | <b>386</b>      | <b>321</b>      | <b>380</b>      | <b>200</b>      | <b>1 036</b>                  | <b>59</b>          | <b>217</b>      | <b>275</b>      | <b>359</b>      | <b>126</b>      |
| 15 to 24 years .....                                     | 42                           | 7                  | 13              | 7               | 15              | —               | 229                           | 18                 | 64              | 69              | 68              | 10              |
| 25 to 34 years .....                                     | 481                          | 114                | 112             | 60              | 117             | 78              | 448                           | 24                 | 108             | 116             | 174             | 26              |
| 35 to 44 years .....                                     | 411                          | 90                 | 129             | 69              | 84              | 39              | 172                           | 11                 | 11              | 33              | 64              | 53              |
| 45 to 64 years .....                                     | 556                          | 71                 | 104             | 163             | 157             | 61              | 180                           | 6                  | 34              | 50              | 53              | 37              |
| 65 years and over .....                                  | 79                           | —                  | 28              | 22              | 7               | 22              | 7                             | —                  | —               | 7               | —               | —               |
| <b>Male householder, no wife present</b> .....           | <b>213</b>                   | <b>79</b>          | <b>36</b>       | <b>41</b>       | <b>39</b>       | <b>18</b>       | <b>755</b>                    | <b>66</b>          | <b>109</b>      | <b>167</b>      | <b>211</b>      | <b>202</b>      |
| 15 to 24 years .....                                     | 41                           | 8                  | 8               | 12              | 13              | —               | 244                           | 23                 | 51              | 61              | 69              | 40              |
| 25 to 34 years .....                                     | 68                           | 32                 | 14              | 5               | 15              | 2               | 263                           | 23                 | 22              | 51              | 95              | 72              |
| 35 to 44 years .....                                     | 48                           | 31                 | —               | 11              | 6               | —               | 98                            | 13                 | 30              | 18              | 19              | 18              |
| 45 to 64 years .....                                     | 32                           | 8                  | 14              | 5               | 5               | —               | 110                           | 7                  | —               | 20              | 28              | 55              |
| 65 years and over .....                                  | 24                           | —                  | —               | 8               | —               | 16              | 40                            | —                  | 6               | 17              | —               | 17              |
| <b>Female householder, no husband present</b> .....      | <b>318</b>                   | <b>28</b>          | <b>44</b>       | <b>80</b>       | <b>85</b>       | <b>81</b>       | <b>858</b>                    | <b>33</b>          | <b>192</b>      | <b>148</b>      | <b>310</b>      | <b>175</b>      |
| 15 to 24 years .....                                     | 13                           | —                  | —               | —               | —               | 13              | 190                           | 11                 | 47              | 26              | 73              | 33              |
| 25 to 34 years .....                                     | 61                           | 7                  | 12              | 18              | 12              | 12              | 321                           | 6                  | 60              | 62              | 107             | 86              |
| 35 to 44 years .....                                     | 86                           | 16                 | 11              | 33              | 22              | 4               | 168                           | —                  | 39              | 45              | 57              | 27              |
| 45 to 64 years .....                                     | 94                           | 5                  | 21              | 17              | 40              | 11              | 120                           | 10                 | 24              | 15              | 58              | 13              |
| 65 years and over .....                                  | 64                           | —                  | —               | 12              | 11              | 41              | 59                            | 6                  | 22              | —               | 15              | 16              |
| <b>Median age</b> .....                                  | <b>41.3</b>                  | <b>36.6</b>        | <b>40.3</b>     | <b>45.4</b>     | <b>42.2</b>     | <b>45.4</b>     | <b>30.7</b>                   | <b>29.1</b>        | <b>29.6</b>     | <b>29.8</b>     | <b>30.7</b>     | <b>34.0</b>     |
| <b>YEAR HOUSEHOLDER MOVED INTO UNIT</b>                  |                              |                    |                 |                 |                 |                 |                               |                    |                 |                 |                 |                 |
| 1979 to March 1980 .....                                 | 521                          | 200                | 99              | 104             | 95              | 23              | 1 895                         | 144                | 363             | 430             | 630             | 328             |
| 1975 to 1978 .....                                       | 711                          | 189                | 142             | 117             | 157             | 106             | 569                           | 14                 | 121             | 146             | 157             | 131             |
| 1970 to 1974 .....                                       | 418                          | —                  | 225             | 73              | 78              | 42              | 130                           | —                  | 34              | 14              | 53              | 29              |
| 1960 to 1969 .....                                       | 318                          | —                  | —               | 148             | 123             | 47              | 34                            | —                  | —               | —               | 23              | 11              |
| 1959 or earlier .....                                    | 132                          | —                  | —               | —               | 51              | 81              | 21                            | —                  | —               | —               | 17              | 4               |
| <b>ROOMS</b>   |                              |                    |                 |                 |                 |                 |                               |                    |                 |                 |                 |                 |
| 1 room .....   | 6                            | —                  | —               | —               | 6               | —               | 177                           | 14                 | 10              | 25              | 69              | 59              |
| 2 rooms .....  | 5                            | 5                  | —               | —               | —               | —               | 284                           | 17                 | 54              | 66              | 53              | 94              |
| 3 rooms .....  | 55                           | 7                  | 16              | 13              | 6               | 13              | 568                           | 22                 | 118             | 159             | 141             | 128             |
| 4 rooms .....  | 243                          | 28                 | 18              | 35              | 105             | 57              | 653                           | 58                 | 122             | 132             | 280             | 61              |
| 5 rooms .....  | 541                          | 75                 | 165             | 90              | 127             | 84              | 454                           | 11                 | 102             | 124             | 134             | 83              |
| 6 rooms .....  | 339                          | 40                 | 96              | 50              | 104             | 49              | 214                           | 14                 | 33              | 33              | 114             | 20              |
| 7 or more rooms .....                                    | 911                          | 234                | 171             | 254             | 156             | 96              | 299                           | 22                 | 79              | 51              | 89              | 58              |
| <b>Median</b> .....                                      | <b>6.1</b>                   | <b>7.0</b>         | <b>5.9</b>      | <b>7.1</b>      | <b>5.6</b>      | <b>5.4</b>      | <b>4.0</b>                    | <b>3.9</b>         | <b>4.1</b>      | <b>3.8</b>      | <b>4.1</b>      | <b>3.3</b>      |
| <b>PLUMBING FACILITIES BY PERSONS PER ROOM</b>           |                              |                    |                 |                 |                 |                 |                               |                    |                 |                 |                 |                 |
| <b>Complete plumbing for exclusive use</b> .....         | <b>2 076</b>                 | <b>384</b>         | <b>466</b>      | <b>442</b>      | <b>485</b>      | <b>299</b>      | <b>2 581</b>                  | <b>158</b>         | <b>510</b>      | <b>587</b>      | <b>868</b>      | <b>458</b>      |
| 0.50 or less .....                                       | 1 248                        | 248                | 280             | 293             | 257             | 170             | 1 062                         | 73                 | 223             | 274             | 324             | 168             |
| 0.51 to 1.00 .....                                       | 751                          | 136                | 154             | 139             | 210             | 112             | 1 181                         | 55                 | 246             | 261             | 403             | 216             |
| 1.01 to 1.50 .....                                       | 72                           | —                  | 32              | 10              | 18              | 12              | 210                           | 16                 | 41              | 17              | 103             | 33              |
| 1.51 or more .....                                       | 5                            | —                  | —               | —               | —               | 5               | 128                           | 14                 | —               | 35              | 38              | 41              |
| <b>Lacking complete plumbing for exclusive use</b> ..... | <b>24</b>                    | <b>5</b>           | <b>—</b>        | <b>—</b>        | <b>19</b>       | <b>—</b>        | <b>68</b>                     | <b>—</b>           | <b>8</b>        | <b>3</b>        | <b>12</b>       | <b>45</b>       |
| 0.50 or less .....                                       | 5                            | 5                  | —               | —               | —               | —               | 23                            | —                  | —               | —               | —               | 23              |
| 0.51 to 1.00 .....                                       | 13                           | —                  | —               | —               | 13              | —               | 45                            | —                  | 8               | 3               | 12              | 22              |
| 1.01 to 1.50 .....                                       | —                            | —                  | —               | —               | —               | —               | —                             | —                  | —               | —               | —               | —               |
| 1.51 or more .....                                       | 6                            | —                  | —               | —               | 6               | —               | —                             | —                  | —               | —               | —               | —               |
| <b>PERSONS IN UNIT</b>                                   |                              |                    |                 |                 |                 |                 |                               |                    |                 |                 |                 |                 |
| 1 person .....   | 266                          | 57                 | 45              | 48              | 67              | 49              | 674                           | 35                 | 121             | 180             | 168             | 170             |
| 2 persons .....  | 511                          | 83                 | 131             | 117             | 123             | 57              | 631                           | 46                 | 121             | 143             | 209             | 112             |
| 3 persons .....  | 389                          | 61                 | 99              | 74              | 65              | 90              | 537                           | 27                 | 114             | 108             | 178             | 110             |
| 4 persons .....  | 453                          | 123                | 68              | 96              | 104             | 62              | 438                           | 27                 | 77              | 88              | 171             | 75              |
| 5 persons .....  | 286                          | 45                 | 72              | 61              | 89              | 19              | 201                           | 10                 | 65              | 43              | 70              | 13              |
| 6 or more persons .....                                  | 195                          | 20                 | 51              | 46              | 56              | 22              | 168                           | 13                 | 20              | 28              | 84              | 23              |
| <b>Median</b> .....                                      | <b>3.20</b>                  | <b>3.39</b>        | <b>3.08</b>     | <b>3.26</b>     | <b>3.45</b>     | <b>2.98</b>     | <b>2.54</b>                   | <b>2.46</b>        | <b>2.65</b>     | <b>2.30</b>     | <b>2.85</b>     | <b>2.23</b>     |
| <b>Total persons</b> .....                               | <b>7 141</b>                 | <b>1 278</b>       | <b>1 578</b>    | <b>1 564</b>    | <b>1 797</b>    | <b>924</b>      | <b>7 497</b>                  | <b>454</b>         | <b>1 379</b>    | <b>1 601</b>    | <b>2 639</b>    | <b>1 424</b>    |
| <b>UNITS IN STRUCTURE</b>                                |                              |                    |                 |                 |                 |                 |                               |                    |                 |                 |                 |                 |
| 1, detached or attached .....                            | 1 803                        | 325                | 331             | 378             | 486             | 283             | 842                           | 33                 | 104             | 169             | 383             | 153             |
| 2 .....  | 26                           | —                  | —               | 11              | 8               | 7               | 214                           | 21                 | 21              | 39              | 108             | 25              |
| 3 and 4 .....  | 19                           | —                  | 10              | 5               | 4               | —               | 209                           | 12                 | 21              | 18              | 82              | 76              |
| 5 to 9 .....   | 15                           | —                  | —               | 15              | —               | —               | 255                           | —                  | 46              | 81              | 61              | 67              |
| 10 to 49 .....   | 15                           | —                  | —               | 6               | —               | 9               | 824                           | 58                 | 224             | 192             | 209             | 141             |
| 50 or more .....   | 6                            | —                  | —               | 6               | —               | —               | 229                           | 23                 | 88              | 64              | 20              | 34              |
| Mobile home or trailer, etc. ....                        | 216                          | 64                 | 125             | 21              | 6               | —               | 76                            | 11                 | 14              | 27              | 17              | 7               |
| <b>SELECTED CHARACTERISTICS</b>                          |                              |                    |                 |                 |                 |                 |                               |                    |                 |                 |                 |                 |
| <b>Heating equipment</b> .....                           | <b>2 100</b>                 | <b>389</b>         | <b>466</b>      | <b>442</b>      | <b>504</b>      | <b>299</b>      | <b>2 628</b>                  | <b>158</b>         | <b>511</b>      | <b>590</b>      | <b>880</b>      | <b>489</b>      |
| Steam or hot water system .....                          | 162                          | 19                 | 36              | 53              | 39              | 15              | 660                           | 40                 | 142             | 162             | 157             | 159             |
| Central warm-air furnace or electric heat pump .....     | 1 659                        | 292                | 403             | 350             | 408             | 206             | 1 469                         | 82                 | 280             | 358             | 529             | 220             |
| Other built-in electric units .....                      | 81                           | 66                 | 6               | 9               | 8               | —               | 212                           | 19                 | 89              | 32              | 58              | 14              |
| Floor, wall, or pipeless furnace .....                   | 67                           | 12                 | 7               | 16              | 8               | 24              | 90                            | —                  | —               | 17              | 49              | 24              |
| Other means .....  | 131                          | —                  | 14              | 14              | 49              | 54              | 197                           | 17                 | —               | 21              | 87              | 72              |
| <b>Air conditioning</b> .....                            | <b>456</b>                   | <b>94</b>          | <b>172</b>      | <b>74</b>       | <b>84</b>       | <b>32</b>       | <b>750</b>                    | <b>98</b>          | <b>277</b>      | <b>242</b>      | <b>115</b>      | <b>18</b>       |
| Central system .....                                     | 227                          | 68                 | 83              | 29              | 33              | 14              | 300                           | 54                 | 106             | 83              | 39              | 18              |
| 1 or more individual room units .....                    | 229                          | 26                 | 89              | 45              | 51              | 18              | 450                           | 44                 | 171             | 159             | 76              | —               |
| <b>House heating fuel</b> .....                          | <b>2 100</b>                 | <b>389</b>         | <b>466</b>      | <b>442</b>      | <b>504</b>      | <b>299</b>      | <b>2 628</b>                  | <b>158</b>         | <b>511</b>      | <b>590</b>      | <b>880</b>      | <b>489</b>      |
| Utility gas .....  | 1 840                        | 305                | 403             | 413             | 452             | 267             | 2 077                         | 98                 | 348             | 450             | 753             | 428             |
| Bottled, tank, or LP gas .....                           | 99                           | 14                 | 34              | 14              | 18              | 19              | 54                            | 13                 | 4               | 15              | 13              | 9               |
| Electricity .....  | 131                          | 70                 | 18              | 15              | 23              | 5               | 425                           | 36                 | 159             | 101             | 89              | 40              |
| Fuel oil, kerosene, etc. ....                            | 5                            | —                  | —               | —               | 5               | —               | 8                             | —                  | —               | 6               | —               | 2               |
| Other .....  | 25                           | —                  | 11              | —               | 6               | 8               | 64                            | 11                 | —               | 18              | 25              | 10              |
| <b>Income in 1979 below poverty level</b> .....          | <b>190</b>                   | <b>26</b>          | <b>55</b>       | <b>40</b>       | <b>17</b>       | <b>52</b>       | <b>791</b>                    | <b>50</b>          | <b>155</b>      | <b>97</b>       | <b>295</b>      | <b>194</b>      |
| Percent below poverty level .....                        | 9.0                          | 6.7                | 11.8            | 9.0             | 3.4             | 17.4            | 29.9                          | 31.6               | 29.9            | 16.4            | 33.5            | 38.6            |
| <b>HOUSEHOLD INCOME IN 1979</b>                          |                              |                    |                 |                 |                 |                 |                               |                    |                 |                 |                 |                 |
| Less than \$5,000 .....                                  | 96                           | 20                 | 20              | 13              | 22              | 21              | 689                           | 34                 | 117             | 121             | 249             | 168             |
| \$5,000 to \$9,999 .....                                 | 289                          | 35                 | 57              | 54              | 50              | 93              | 575                           | 28                 | 137             | 119             | 178             | 113             |
| \$10,000 to \$12,499 .....                               | 162                          | 23                 | 41              | 46              | 27              | 25              | 297                           | 30                 | 84              | 84              | 64              | 35              |
| \$12,500 to \$14,999 .....                               | 136                          | 14                 | 13              | 29              | 71              | 9               | 231                           | 6                  | 49              | 46              | 92              | 38              |
| \$15,000 to \$19,999 .....                               | 306                          | 31                 | 85              | 72              | 62              | 56              | 376                           | 35                 | 33              | 94              | 149             | 65              |
| \$20,000 to \$24,999 .....                               | 355                          | 74                 | 106             | 43              | 92              | 40              | 200                           | 5                  | 37              | 60              | 69              | 29              |
| \$25,000 to \$34,999 .....                               | 464                          | 108                | 89              | 104             | 129             | 34              | 176                           | 20                 | 39              | 33              | 60              | 24              |
| \$35,000 to \$49,999 .....                               | 209                          | 71                 | 45              | 34              | 43              | 16              | 73                            | —                  | 14              | 20              | 19              | 20              |
| \$50,000 or more .....                                   | 83                           | 13                 | 10              | 47              | 8               | 5               | 32                            | —                  | 8               | 13              | —               | 11              |
| <b>Median</b> .....                                      | <b>\$20 675</b>              | <b>\$24 798</b>    | <b>\$20 616</b> | <b>\$20 461</b> | <b>\$20 862</b> | <b>\$15 163</b> | <b>\$10 509</b>               | <b>\$11 417</b>    | <b>\$10 149</b> | <b>\$11 637</b> | <b>\$10 508</b> | <b>\$8 007</b>  |
| <b>Mean</b> .....  | <b>\$22 199</b>              | <b>\$25 024</b>    | <b>\$22 064</b> | <b>\$24 969</b> | <b>\$21 130</b> | <b>\$16 438</b> | <b>\$12 792</b>               | <b>\$12 858</b>    | <b>\$12 501</b> | <b>\$14 318</b> | <b>\$11 972</b> | <b>\$12 718</b> |

Table B—43. Units in Structure for Owner- and Renter-Occupied Housing Units With an American Indian, Eskimo, or Aleut Householder: 1980

[Data are estimates based on a sample, see Introduction. For meaning of symbols, see Introduction. For definitions of terms, see appendixes A and B]

| Inside SMSA's  | Owner-occupied housing units |                              |                 |                              | Renter-occupied housing units |                              |          |               |              |                |                  |                              |
|--|------------------------------|------------------------------|-----------------|------------------------------|-------------------------------|------------------------------|----------|---------------|--------------|----------------|------------------|------------------------------|
|  | Total                        | 1 unit, detached or attached | 2 or more units | Mobile home or trailer, etc. | Total                         | 1 unit, detached or attached | 2 units  | 3 and 4 units | 5 to 9 units | 10 to 49 units | 50 or more units | Mobile home or trailer, etc. |
| <b>Occupied housing units</b> .....                      | 2 100                        | 1 803                        | 81              | 216                          | 2 649                         | 842                          | 214      | 209           | 255          | 824            | 229              | 76                           |
| Condominium housing units.....                           | 51                           | 33                           | 18              | —                            | 33                            | 13                           | —        | —             | —            | 13             | 7                | —                            |
| <b>HOUSEHOLD TYPE AND AGE OF HOUSEHOLDER</b>             |                              |                              |                 |                              |                               |                              |          |               |              |                |                  |                              |
| <b>Married-couple families</b> .....                     | 1 569                        | 1 371                        | 55              | 143                          | 1 036                         | 442                          | 105      | 54            | 81           | 276            | 37               | 41                           |
| 15 to 24 years.....                                      | 42                           | 22                           | —               | 20                           | 229                           | 94                           | —        | 9             | 22           | 71             | 22               | 11                           |
| 25 to 34 years.....                                      | 481                          | 425                          | 14              | 42                           | 448                           | 165                          | 81       | 24            | 16           | 148            | —                | 14                           |
| 35 to 44 years.....                                      | 411                          | 360                          | 10              | 41                           | 172                           | 103                          | 18       | 15            | 12           | 14             | 8                | 2                            |
| 45 to 64 years.....                                      | 556                          | 519                          | 19              | 18                           | 180                           | 80                           | 6        | 6             | 31           | 43             | —                | 14                           |
| 65 years and over.....                                   | 79                           | 45                           | 12              | 22                           | 7                             | —                            | —        | —             | —            | —              | 7                | —                            |
| <b>Male householder, no wife present</b> .....           | 213                          | 151                          | 12              | 50                           | 755                           | 160                          | 34       | 97            | 70           | 315            | 75               | 4                            |
| 15 to 24 years.....                                      | 41                           | 22                           | —               | 19                           | 244                           | 40                           | 7        | 16            | 35           | 118            | 28               | —                            |
| 25 to 34 years.....                                      | 68                           | 49                           | 7               | 12                           | 263                           | 85                           | 19       | 44            | 17           | 74             | 24               | —                            |
| 35 to 44 years.....                                      | 48                           | 38                           | 5               | 5                            | 98                            | 8                            | 8        | 15            | —            | 67             | —                | —                            |
| 45 to 64 years.....                                      | 32                           | 26                           | —               | 6                            | 110                           | 20                           | —        | 22            | 12           | 44             | 8                | 4                            |
| 65 years and over.....                                   | 24                           | 16                           | —               | 8                            | 40                            | 7                            | —        | —             | 6            | 12             | 15               | —                            |
| <b>Female householder, no husband present</b> .....      | 318                          | 281                          | 14              | 23                           | 858                           | 240                          | 75       | 58            | 104          | 233            | 117              | 31                           |
| 15 to 24 years.....                                      | 13                           | 13                           | —               | —                            | 190                           | 34                           | 52       | —             | 20           | 41             | 43               | 7                            |
| 25 to 34 years.....                                      | 61                           | 61                           | —               | —                            | 321                           | 83                           | 7        | 52            | 59           | 78             | 35               | 7                            |
| 35 to 44 years.....                                      | 86                           | 57                           | 6               | 23                           | 168                           | 67                           | 5        | 6             | 16           | 52             | 13               | 9                            |
| 45 to 64 years.....                                      | 94                           | 89                           | 5               | —                            | 120                           | 37                           | —        | —             | 9            | 52             | 14               | 8                            |
| 65 years and over.....                                   | 64                           | 61                           | 3               | —                            | 59                            | 19                           | 11       | —             | —            | 10             | 12               | 7                            |
| <b>Median age</b> .....                                  | 41.3                         | 41.8                         | 44.3            | 37.1                         | 30.7                          | 32.7                         | 28.8     | 32.6          | 29.5         | 29.1           | 27.6             | 39.3                         |
| <b>YEAR HOUSEHOLDER MOVED INTO UNIT</b>                  |                              |                              |                 |                              |                               |                              |          |               |              |                |                  |                              |
| 1979 to March 1980.....                                  | 521                          | 444                          | 6               | 71                           | 1 895                         | 583                          | 142      | 129           | 195          | 607            | 172              | 67                           |
| 1975 to 1978.....  | 711                          | 589                          | 38              | 84                           | 569                           | 185                          | 59       | 60            | 54           | 159            | 52               | —                            |
| 1970 to 1974.....  | 418                          | 356                          | 14              | 48                           | 130                           | 37                           | 13       | 11            | 6            | 54             | —                | 9                            |
| 1960 to 1969.....  | 318                          | 282                          | 23              | 13                           | 34                            | 25                           | —        | 9             | —            | —              | —                | —                            |
| 1959 or earlier.....                                     | 132                          | 132                          | —               | —                            | 21                            | 12                           | —        | —             | —            | 4              | 5                | —                            |
| <b>ROOMS</b>   |                              |                              |                 |                              |                               |                              |          |               |              |                |                  |                              |
| 1 room.....  | 6                            | —                            | —               | 6                            | 177                           | 7                            | 4        | 28            | 6            | 77             | 48               | 7                            |
| 2 rooms.....   | 5                            | —                            | —               | 5                            | 284                           | 34                           | 14       | 40            | 14           | 160            | 15               | 7                            |
| 3 rooms.....   | 55                           | 18                           | 10              | 27                           | 568                           | 78                           | 24       | 36            | 92           | 273            | 52               | 13                           |
| 4 rooms.....   | 243                          | 205                          | 20              | 18                           | 653                           | 176                          | 67       | 59            | 74           | 192            | 65               | 20                           |
| 5 rooms.....   | 541                          | 382                          | 39              | 120                          | 454                           | 164                          | 63       | 34            | 33           | 88             | 45               | 27                           |
| 6 rooms.....   | 339                          | 302                          | 4               | 33                           | 214                           | 122                          | 30       | 6             | 31           | 23             | —                | 2                            |
| 7 or more rooms.....                                     | 911                          | 896                          | 8               | 7                            | 299                           | 261                          | 12       | 6             | 5            | 11             | 4                | —                            |
| <b>Median</b> .....                                      | 6.1                          | 6.5                          | 4.8             | 4.9                          | 4.0                           | 5.3                          | 4.5      | 3.5           | 3.7          | 3.1            | 3.5              | 4.0                          |
| <b>PLUMBING FACILITIES BY PERSONS PER ROOM</b>           |                              |                              |                 |                              |                               |                              |          |               |              |                |                  |                              |
| <b>Complete plumbing for exclusive use</b> .....         | 2 076                        | 1 790                        | 81              | 205                          | 2 581                         | 840                          | 209      | 192           | 247          | 799            | 218              | 76                           |
| 0.50 or less.....  | 1 248                        | 1 101                        | 48              | 99                           | 1 062                         | 356                          | 59       | 66            | 120          | 342            | 99               | 20                           |
| 0.51 to 1.00.....  | 751                          | 637                          | 22              | 92                           | 1 181                         | 412                          | 114      | 95            | 110          | 316            | 92               | 42                           |
| 1.01 to 1.50.....  | 72                           | 52                           | 6               | 14                           | 210                           | 58                           | 22       | 27            | 9            | 80             | 8                | 6                            |
| 1.51 or more.....  | 5                            | —                            | 5               | —                            | 128                           | 14                           | 14       | 4             | 8            | 61             | 19               | 8                            |
| <b>Lacking complete plumbing for exclusive use</b> ..... | 24                           | 13                           | —               | 11                           | 68                            | 2                            | 5        | 17            | 8            | 25             | 11               | —                            |
| 0.50 or less.....  | 5                            | —                            | —               | 5                            | 23                            | —                            | —        | 11            | 8            | 4              | —                | —                            |
| 0.51 to 1.00.....  | 13                           | 13                           | —               | —                            | 45                            | 2                            | 5        | 6             | —            | 21             | 11               | —                            |
| 1.01 to 1.50.....  | —                            | —                            | —               | —                            | —                             | —                            | —        | —             | —            | —              | —                | —                            |
| 1.51 or more.....  | 6                            | —                            | —               | 6                            | —                             | —                            | —        | —             | —            | —              | —                | —                            |
| <b>BEDROOMS</b>  |                              |                              |                 |                              |                               |                              |          |               |              |                |                  |                              |
| None.....  | 6                            | —                            | —               | 6                            | 252                           | 29                           | 4        | 39            | 14           | 108            | 51               | 7                            |
| 1.....   | 74                           | 55                           | 6               | 13                           | 824                           | 114                          | 39       | 73            | 100          | 394            | 91               | 13                           |
| 2.....   | 554                          | 452                          | 31              | 71                           | 910                           | 253                          | 120      | 70            | 96           | 278            | 66               | 27                           |
| 3.....   | 833                          | 677                          | 30              | 126                          | 462                           | 275                          | 43       | 21            | 40           | 33             | 21               | 29                           |
| 4.....   | 477                          | 463                          | 14              | —                            | 146                           | 127                          | 8        | 6             | 5            | —              | —                | —                            |
| 5 or more.....   | 156                          | 156                          | —               | —                            | 55                            | 44                           | —        | —             | —            | 11             | —                | —                            |
| <b>HOUSEHOLD INCOME IN 1979</b>                          |                              |                              |                 |                              |                               |                              |          |               |              |                |                  |                              |
| Less than \$5,000.....                                   | 96                           | 68                           | 13              | 15                           | 689                           | 176                          | 50       | 50            | 106          | 220            | 72               | 15                           |
| \$5,000 to \$9,999.....                                  | 289                          | 238                          | 5               | 46                           | 575                           | 151                          | 23       | 75            | 40           | 212            | 65               | 9                            |
| \$10,000 to \$12,499.....                                | 162                          | 111                          | —               | 51                           | 297                           | 67                           | 41       | 18            | 29           | 112            | 16               | 14                           |
| \$12,500 to \$14,999.....                                | 136                          | 112                          | 5               | 19                           | 231                           | 76                           | 13       | 5             | 27           | 87             | 14               | 9                            |
| \$15,000 to \$19,999.....                                | 306                          | 269                          | 20              | 17                           | 376                           | 150                          | 53       | 14            | 19           | 92             | 29               | 19                           |
| \$20,000 to \$24,999.....                                | 355                          | 306                          | —               | 49                           | 200                           | 97                           | 10       | 7             | 29           | 45             | 12               | —                            |
| \$25,000 to \$34,999.....                                | 464                          | 421                          | 25              | 18                           | 176                           | 87                           | 16       | 28            | —            | 34             | 7                | 4                            |
| \$35,000 to \$49,999.....                                | 209                          | 205                          | 4               | —                            | 73                            | 16                           | 8        | 6             | 5            | 18             | 14               | 6                            |
| \$50,000 or more.....                                    | 83                           | 73                           | 9               | 1                            | 32                            | 22                           | —        | 6             | —            | 4              | —                | —                            |
| <b>Median</b> .....                                      | \$20 675                     | \$21 341                     | \$19 219        | \$12 304                     | \$10 509                      | \$13 388                     | \$12 073 | \$8 686       | \$6 581      | \$9 565        | \$8 060          | \$12 500                     |
| <b>Mean</b> .....  | \$22 199                     | \$23 062                     | \$22 596        | \$14 840                     | \$12 792                      | \$15 030                     | \$13 372 | \$13 480      | \$9 558      | \$11 486       | \$11 477         | \$13 458                     |
| <b>SELECTED CHARACTERISTICS</b>                          |                              |                              |                 |                              |                               |                              |          |               |              |                |                  |                              |
| <b>Heating equipment</b> .....                           | 2 100                        | 1 803                        | 81              | 216                          | 2 628                         | 838                          | 214      | 209           | 249          | 813            | 229              | 76                           |
| Steam or hot water system.....                           | 162                          | 150                          | 12              | —                            | 660                           | 31                           | 13       | 31            | 61           | 439            | 85               | —                            |
| Central warm-air furnace or electric heat pump.....      | 1 659                        | 1 420                        | 49              | 190                          | 1 469                         | 611                          | 185      | 149           | 148          | 193            | 114              | 69                           |
| Other built-in electric units.....                       | 81                           | 72                           | 9               | —                            | 212                           | 33                           | 10       | 7             | 9            | 123            | 30               | —                            |
| Floor, wall, or pipeless furnace.....                    | 67                           | 50                           | 5               | 12                           | 90                            | 59                           | 6        | —             | 15           | 10             | —                | —                            |
| Other means.....   | 131                          | 111                          | 6               | 14                           | 197                           | 104                          | —        | 22            | 16           | 48             | —                | 7                            |
| <b>Air conditioning</b> .....                            | 456                          | 353                          | 22              | 81                           | 750                           | 83                           | 29       | 15            | 50           | 395            | 149              | 29                           |
| Central system.....                                      | 227                          | 177                          | 10              | 40                           | 300                           | 54                           | 12       | 6             | 23           | 109            | 86               | 10                           |
| <b>Vehicles available</b> .....                          | 2 050                        | 1 759                        | 81              | 210                          | 1 977                         | 726                          | 131      | 156           | 185          | 571            | 139              | 69                           |
| 1.....   | 465                          | 365                          | 19              | 81                           | 1 162                         | 302                          | 71       | 100           | 136          | 418            | 90               | 45                           |
| 2 or more.....   | 1 585                        | 1 394                        | 62              | 129                          | 815                           | 424                          | 60       | 56            | 49           | 153            | 49               | 24                           |
| <b>House heating fuel</b> .....                          | 2 100                        | 1 803                        | 81              | 216                          | 2 628                         | 838                          | 214      | 209           | 249          | 813            | 229              | 76                           |
| Utility gas.....   | 1 840                        | 1 589                        | 68              | 183                          | 2 077                         | 672                          | 193      | 186           | 211          | 625            | 136              | 54                           |
| Bottled, tank, or LP gas.....                            | 99                           | 62                           | 4               | 33                           | 54                            | 28                           | —        | —             | —            | —              | 11               | 15                           |
| Electricity.....   | 131                          | 122                          | 9               | —                            | 425                           | 100                          | 21       | 23            | 38           | 162            | 74               | 7                            |
| Fuel oil, kerosene, etc.....                             | 5                            | 5                            | —               | —                            | 8                             | 2                            | —        | —             | —            | 6              | —                | —                            |
| Other.....   | 25                           | 25                           | —               | —                            | 64                            | 36                           | —        | —             | —            | 20             | 8                | —                            |
| <b>Water heating fuel</b> .....                          | 2 100                        | 1 803                        | 81              | 216                          | 2 638                         | 840                          | 214      | 209           | 255          | 815            | 229              | 76                           |
| Utility gas.....   | 1 761                        | 1 532                        | 63              | 166                          | 2 083                         | 692                          | 183      | 184           | 226          | 597            | 140              | 61                           |
| Bottled, tank, or LP gas.....                            | 90                           | 59                           | 4               | 27                           | 100                           | 50                           | 10       | —             | 12           | 9              | 11               | 8                            |
| Electricity.....   | 249                          | 212                          | 14              | 23                           | 444                           | 98                           | 21       | 25            | 17           | 198            | 78               | 7                            |
| Fuel oil, kerosene, etc.....                             | —                            | —                            | —               | —                            | —                             | —                            | —        | —             | —            | —              | —                | —                            |
| Other.....   | —                            | —                            | —               | —                            | 11                            | —                            | —        | —             | —            | 11             | —                | —                            |
| <b>Family householder</b> .....                          | 1 760                        | 1 532                        | 60              | 168                          | 1 606                         | 659                          | 152      | 122           | 157          | 391            | 74               | 51                           |
| With own children under 18 years.....                    | 1 148                        | 1 012                        | 33              | 103                          | 1 188                         | 484                          | 139      | 84            | 112          | 277            | 57               | 35                           |
| With own children under 6 years.....                     | 467                          | 402                          | 14              | 51                           | 704                           | 231                          | 96       | 43            | 67           | 197            | 45               | 25                           |
| <b>Female householder, no husband present</b> .....      | 155                          | 132                          | —               | 23                           | 443                           | 168                          | 47       | 41            | 70           | 75             | 32               | 10                           |
| With own children under 18 years.....                    | 129                          | 106                          | —               | 23                           | 379                           | 146                          | 47       | 28            | 61           | 63             | 32               | 2                            |
| With own children under 6 years.....                     | 44                           | 44                           | —               | —                            | 185                           | 48                           | 35       | 16            | 36           | 30             | 20               | —                            |
| <b>Nonfamily householder</b> .....                       | 340                          | 271                          | 21              | 48                           | 1 043                         | 183                          | 62       | 87            | 98           | 433            | 155              | 25                           |
| <b>Income in 1979 below poverty level</b> .....          | 190                          | 155                          | 8               | 27                           | 791                           | 228                          | 73       | 57            | 101          | 254            | 63               | 15                           |
| Percent below poverty level.....                         | 9.0                          | 8.6                          | 9.9             | 12.5                         | 29.9                          | 27.1                         | 34.1     | 27.3          | 39.6         | 30.8           | 27.5             | 19.7                         |

Table B — 44. Owner- and Renter-Occupied Housing Units With an American Indian, Eskimo, or Aleut Householder, by Size of Household: 1980

[Data are estimates based on a sample, see Introduction. For meaning of symbols, see Introduction. For definitions of terms, see appendixes A and B]

| Inside SMSA's   | Total        | 1 person   | 2 persons  | 3 persons  | 4 persons  | 5 persons  | 6 persons  | 7 persons | 8 or more persons | Median      | Total persons |
|---|--------------|------------|------------|------------|------------|------------|------------|-----------|-------------------|-------------|---------------|
| <b>Owner-occupied housing units</b>                                   | <b>2 100</b> | <b>266</b> | <b>511</b> | <b>389</b> | <b>453</b> | <b>286</b> | <b>116</b> | <b>57</b> | <b>22</b>         | <b>3.20</b> | <b>7 141</b>  |
| Nonrelatives present  | 131          | —          | 61         | 24         | 24         | 12         | 6          | —         | 4                 | 2.69        | 456           |
| <b>ROOMS</b>  |              |            |            |            |            |            |            |           |                   |             |               |
| 1 to 3 rooms  | 66           | 34         | 21         | —          | 6          | 5          | —          | —         | —                 | 1.47        | 146           |
| 4 rooms   | 243          | 90         | 70         | 31         | 37         | 10         | 5          | —         | —                 | 1.95        | 533           |
| 5 rooms   | 541          | 56         | 188        | 98         | 101        | 59         | 33         | 6         | —                 | 2.77        | 1 724         |
| 6 rooms   | 339          | 41         | 97         | 56         | 73         | 42         | 20         | 6         | 4                 | 3.06        | 1 169         |
| 7 rooms   | 331          | 8          | 67         | 67         | 71         | 70         | 21         | 19        | 8                 | 3.83        | 1 337         |
| 8 or more rooms   | 580          | 37         | 68         | 137        | 165        | 100        | 37         | 26        | 10                | 3.79        | 2 232         |
| Median  | 6.1          | 4.7        | 5.4        | 6.6        | 6.6        | 6.9        | 6.5        | 7.4       | 7.4               | ...         | ...           |
| <b>PLUMBING FACILITIES BY PERSONS PER ROOM</b>                        |              |            |            |            |            |            |            |           |                   |             |               |
| <b>Complete plumbing for exclusive use</b>                            | <b>2 076</b> | <b>261</b> | <b>511</b> | <b>389</b> | <b>434</b> | <b>286</b> | <b>116</b> | <b>57</b> | <b>22</b>         | <b>3.18</b> | <b>7 071</b>  |
| 1.00 or less  | 1 999        | 261        | 511        | 389        | 434        | 271        | 78         | 45        | 10                | 3.08        | 6 600         |
| 1.01 to 1.50  | 72           | —          | —          | —          | —          | 10         | 38         | 12        | 12                | 6.18        | 435           |
| 1.51 or more  | 5            | —          | —          | —          | —          | 5          | —          | —         | —                 | 5.00        | 36            |
| <b>Lacking complete plumbing for exclusive use</b>                    | <b>24</b>    | <b>5</b>   | <b>—</b>   | <b>—</b>   | <b>19</b>  | <b>—</b>   | <b>—</b>   | <b>—</b>  | <b>—</b>          | <b>3.87</b> | <b>70</b>     |
| 1.00 or less  | 18           | 5          | —          | —          | 13         | —          | —          | —         | —                 | 3.81        | 40            |
| 1.01 to 1.50  | —            | —          | —          | —          | —          | —          | —          | —         | —                 | —           | —             |
| 1.51 or more  | 6            | —          | —          | —          | 6          | —          | —          | —         | —                 | 4.00        | 30            |
| <b>UNITS IN STRUCTURE</b>   |              |            |            |            |            |            |            |           |                   |             |               |
| 1, detached or attached   | 1 803        | 205        | 422        | 353        | 404        | 248        | 98         | 51        | 22                | 3.28        | 6 082         |
| 2 or more   | 81           | 21         | 28         | —          | 13         | 9          | 4          | 6         | —                 | 2.20        | 336           |
| Mobile home or trailer, etc.  | 216          | 40         | 61         | 36         | 36         | 29         | 14         | —         | —                 | 2.69        | 723           |
| <b>VALUE</b>  |              |            |            |            |            |            |            |           |                   |             |               |
| <b>Specified owner-occupied housing units</b>                         | <b>1 632</b> | <b>165</b> | <b>373</b> | <b>331</b> | <b>388</b> | <b>208</b> | <b>98</b>  | <b>51</b> | <b>18</b>         | <b>3.34</b> | <b>5 558</b>  |
| Less than \$10,000  | 11           | —          | 8          | 3          | —          | —          | —          | —         | —                 | 2.19        | 22            |
| \$10,000 to \$19,999  | 47           | 21         | 11         | 8          | —          | —          | 7          | —         | —                 | 1.73        | 100           |
| \$20,000 to \$29,999  | 95           | 33         | 22         | —          | 18         | 17         | 5          | —         | —                 | 2.16        | 243           |
| \$30,000 to \$39,999  | 147          | 37         | 21         | 10         | 35         | 17         | 27         | —         | —                 | 3.66        | 462           |
| \$40,000 to \$49,999  | 204          | 12         | 53         | 58         | 39         | 26         | 7          | 9         | —                 | 3.14        | 670           |
| \$50,000 to \$59,999  | 307          | 15         | 55         | 79         | 54         | 47         | 13         | 36        | 8                 | 3.58        | 1 285         |
| \$60,000 to \$79,999  | 527          | 22         | 137        | 88         | 168        | 65         | 31         | 6         | 10                | 3.60        | 1 841         |
| \$80,000 to \$99,999  | 146          | 14         | 29         | 60         | 35         | —          | 8          | —         | —                 | 3.00        | 439           |
| \$100,000 to \$149,999  | 120          | 11         | 30         | 18         | 25         | 36         | —          | —         | —                 | 3.54        | 399           |
| \$150,000 or more   | 28           | 7          | 7          | 7          | 14         | —          | —          | —         | —                 | 3.50        | 97            |
| Median  | \$60 200     | \$35 800   | \$61 400   | \$61 600   | \$67 200   | \$59 200   | \$52 100   | \$54 600  | \$71 000          | ...         | ...           |
| <b>SELECTED CHARACTERISTICS</b>                                       |              |            |            |            |            |            |            |           |                   |             |               |
| <b>All income levels in 1979</b>                                      | <b>2 100</b> | <b>266</b> | <b>511</b> | <b>389</b> | <b>453</b> | <b>286</b> | <b>116</b> | <b>57</b> | <b>22</b>         | <b>3.20</b> | <b>7 141</b>  |
| Median income   | \$20 675     | \$9 694    | \$22 109   | \$21 066   | \$21 231   | \$23 088   | \$17 222   | \$20 521  | \$36 250          | ...         | ...           |
| Median selected monthly owner costs as percentage of household income | 21.7         | 27.6       | 18.1       | 21.7       | 22.6       | 24.6       | 23.8       | 25.4      | 22.5              | ...         | ...           |
| With a mortgage   | 22.8         | 30.0       | 18.3       | 23.7       | 23.4       | 24.8       | 24.4       | 41.7      | 22.5              | ...         | ...           |
| Not mortgaged   | 14.5         | 19.4       | 11.5       | 13.8       | 11.4       | 10—        | 22.5       | 10—       | —                 | ...         | ...           |
| <b>Income in 1979 below poverty level</b>                             | <b>190</b>   | <b>39</b>  | <b>20</b>  | <b>21</b>  | <b>29</b>  | <b>16</b>  | <b>48</b>  | <b>17</b> | <b>—</b>          | <b>4.02</b> | <b>...</b>    |
| Median income   | \$5 169      | \$2500—    | \$4 063    | \$2500—    | \$5 990    | \$2500—    | \$7 500    | \$8 958   | —                 | ...         | ...           |
| Median selected monthly owner costs as percentage of household income | 50+          | 32.5       | 28.8       | 50+        | 50+        | 45.0       | 50+        | 50+       | —                 | ...         | ...           |
| With a mortgage   | 50+          | —          | 50+        | 50+        | 50+        | —          | 50+        | 50+       | —                 | ...         | ...           |
| Not mortgaged   | 28.8         | 32.5       | 27.5       | —          | —          | 45.0       | 22.5       | —         | —                 | ...         | ...           |
| <b>Renter-occupied housing units</b>                                  | <b>2 649</b> | <b>674</b> | <b>631</b> | <b>537</b> | <b>438</b> | <b>201</b> | <b>100</b> | <b>31</b> | <b>37</b>         | <b>2.54</b> | <b>7 497</b>  |
| Nonrelatives present  | 538          | —          | 273        | 154        | 75         | 16         | 10         | —         | 10                | 2.49        | 1 661         |
| <b>ROOMS</b>  |              |            |            |            |            |            |            |           |                   |             |               |
| 1 room  | 177          | 110        | 64         | —          | 3          | —          | —          | —         | —                 | 1.30        | 303           |
| 2 rooms   | 284          | 146        | 67         | 56         | 15         | —          | —          | —         | —                 | 1.47        | 523           |
| 3 rooms   | 568          | 270        | 136        | 99         | 44         | 12         | 7          | —         | —                 | 1.60        | 1 176         |
| 4 rooms   | 653          | 44         | 231        | 182        | 108        | 54         | 26         | 8         | —                 | 2.78        | 1 895         |
| 5 rooms   | 454          | 66         | 67         | 97         | 140        | 48         | 10         | 7         | 19                | 3.47        | 1 498         |
| 6 rooms   | 214          | 18         | 29         | 43         | 68         | 20         | 30         | 6         | —                 | 3.75        | 857           |
| 7 or more rooms   | 299          | 20         | 37         | 60         | 60         | 67         | 27         | 10        | 18                | 4.04        | 1 245         |
| Median  | 4.0          | 2.8        | 3.7        | 4.1        | 4.8        | 5.2        | 5.7        | 5.6       | 5.5               | ...         | ...           |
| <b>PLUMBING FACILITIES BY PERSONS PER ROOM</b>                        |              |            |            |            |            |            |            |           |                   |             |               |
| <b>Complete plumbing for exclusive use</b>                            | <b>2 581</b> | <b>631</b> | <b>612</b> | <b>537</b> | <b>438</b> | <b>201</b> | <b>94</b>  | <b>31</b> | <b>37</b>         | <b>2.59</b> | <b>7 336</b>  |
| 1.00 or less  | 2 243        | 631        | 548        | 481        | 376        | 135        | 51         | 10        | 11                | 2.40        | 5 862         |
| 1.01 to 1.50  | 210          | —          | —          | 56         | 44         | 54         | 36         | 13        | 7                 | 4.59        | 927           |
| 1.51 or more  | 128          | —          | 64         | —          | 18         | 12         | 7          | 8         | 19                | 3.00        | 547           |
| <b>Lacking complete plumbing for exclusive use</b>                    | <b>68</b>    | <b>43</b>  | <b>19</b>  | <b>—</b>   | <b>—</b>   | <b>—</b>   | <b>6</b>   | <b>—</b>  | <b>—</b>          | <b>1.29</b> | <b>161</b>    |
| 1.00 or less  | 68           | 43         | 19         | —          | —          | —          | 6          | —         | —                 | 1.29        | 161           |
| 1.01 to 1.50  | —            | —          | —          | —          | —          | —          | —          | —         | —                 | —           | —             |
| 1.51 or more  | —            | —          | —          | —          | —          | —          | —          | —         | —                 | —           | —             |
| <b>UNITS IN STRUCTURE</b>   |              |            |            |            |            |            |            |           |                   |             |               |
| 1, detached or attached   | 842          | 115        | 164        | 165        | 209        | 110        | 45         | 23        | 11                | 3.36        | 2 856         |
| 2   | 214          | 23         | 39         | 51         | 63         | —          | 31         | —         | 7                 | 3.38        | 700           |
| 3 and 4   | 209          | 64         | 58         | 54         | 12         | 6          | 15         | —         | —                 | 2.20        | 540           |
| 5 to 9  | 255          | 73         | 53         | 93         | 15         | 21         | —          | —         | —                 | 2.52        | 637           |
| 10 to 49  | 824          | 271        | 246        | 152        | 99         | 40         | 9          | —         | 7                 | 2.07        | 2 089         |
| 50 or more  | 229          | 107        | 65         | 14         | 23         | 8          | —          | —         | 12                | 1.62        | 463           |
| Mobile home or trailer, etc.  | 76           | 21         | 6          | 8          | 17         | 16         | —          | 8         | —                 | 3.68        | 212           |
| <b>GROSS RENT</b>   |              |            |            |            |            |            |            |           |                   |             |               |
| <b>Specified renter-occupied housing units</b>                        | <b>2 598</b> | <b>668</b> | <b>621</b> | <b>531</b> | <b>424</b> | <b>196</b> | <b>90</b>  | <b>31</b> | <b>37</b>         | <b>2.52</b> | <b>7 294</b>  |
| Less than \$100   | 211          | 121        | 25         | 23         | 7          | 4          | 9          | 10        | 12                | 1.37        | 413           |
| \$100 to \$149  | 193          | 98         | 35         | 31         | 5          | 17         | —          | —         | —                 | 1.48        | 427           |
| \$150 to \$199  | 335          | 141        | 66         | 77         | 21         | 8          | 22         | —         | —                 | 1.90        | 679           |
| \$200 to \$249  | 513          | 139        | 170        | 97         | 42         | 46         | 10         | 9         | —                 | 2.19        | 1 369         |
| \$250 to \$299  | 468          | 82         | 101        | 100        | 125        | 30         | 10         | 6         | 14                | 3.01        | 1 478         |
| \$300 to \$349  | 285          | 16         | 86         | 94         | 73         | 10         | 6          | —         | —                 | 2.93        | 882           |
| \$350 to \$399  | 172          | 32         | 46         | 31         | 48         | 9          | —          | 6         | —                 | 2.76        | 524           |
| \$400 to \$499  | 238          | 15         | 58         | 47         | 78         | 35         | 5          | —         | —                 | 3.48        | 790           |
| \$500 or more   | 138          | 21         | 17         | 27         | 18         | 31         | 13         | —         | 11                | 3.72        | 568           |
| No cash rent  | 45           | 3          | 17         | 4          | 7          | 6          | 8          | —         | —                 | 3.13        | 164           |
| Median  | \$253        | \$195      | \$253      | \$264      | \$306      | \$277      | \$232      | \$217     | \$287             | ...         | ...           |
| <b>SELECTED CHARACTERISTICS</b>                                       |              |            |            |            |            |            |            |           |                   |             |               |
| <b>All income levels in 1979</b>                                      | <b>2 649</b> | <b>674</b> | <b>631</b> | <b>537</b> | <b>438</b> | <b>201</b> | <b>100</b> | <b>31</b> | <b>37</b>         | <b>2.54</b> | <b>7 497</b>  |
| Median income   | \$10 509     | \$7 434    | \$12 726   | \$9 406    | \$11 754   | \$12 865   | \$12 167   | \$7 375   | \$14 821          | ...         | ...           |
| Median gross rent as percentage of household income                   | 27.6         | 27.4       | 24.8       | 33.0       | 31.7       | 27.3       | 27.3       | 17.6      | 20.8              | ...         | ...           |
| <b>Income in 1979 below poverty level</b>                             | <b>791</b>   | <b>190</b> | <b>125</b> | <b>220</b> | <b>135</b> | <b>56</b>  | <b>37</b>  | <b>16</b> | <b>12</b>         | <b>2.87</b> | <b>...</b>    |
| Median income   | \$3 439      | \$2500—    | \$3 343    | \$3 429    | \$4 157    | \$5 000    | \$3 512    | \$5 500   | \$6 250           | ...         | ...           |
| Median gross rent as percentage of household income                   | 50+          | 50+        | 50+        | 50+        | 50+        | 31.7       | 50+        | 19.0      | 17.5              | ...         | ...           |

Table B — 45. Household Composition and Age of Householder for Owner- and Renter-Occupied Housing Units With an American Indian, Eskimo, or Aleut Householder: 1980

[Data are estimates based on a sample, see Introduction. For meaning of symbols, see Introduction. For definitions of terms, see appendices A and B]

|   | Married-couple families |                |                |                |                   |                | Male householder, no wife present |                |                   |                   |                |                | Female householder, no husband present |                |                   |                |                |                | Median age |                   |                   |  |
|---|-------------------------|----------------|----------------|----------------|-------------------|----------------|-----------------------------------|----------------|-------------------|-------------------|----------------|----------------|--|----------------|-------------------|----------------|----------------|----------------|------------|-------------------|-------------------|--|
|   | 15 to 24 years          |                | 25 to 34 years |                | 35 to 44 years    |                | 45 to 64 years                    |                | 65 years and over |                   | 15 to 24 years |                | 25 to 34 years                         |                | 35 to 44 years    |                | 45 to 64 years |                |            | 65 years and over |                   |  |
|   | Total                   | 25 to 34 years | 35 to 44 years | 45 to 64 years | 65 years and over | 15 to 24 years | 25 to 34 years                    | 35 to 44 years | 45 to 64 years    | 65 years and over | 15 to 24 years | 25 to 34 years | 35 to 44 years                         | 45 to 64 years | 65 years and over | 15 to 24 years | 25 to 34 years | 35 to 44 years |            | 45 to 64 years    | 65 years and over |  |
| <b>Owner-occupied housing units</b>   | 2 100                   | 42             | 481            | 411            | 556               | 79             | 41                                | 68             | 48                | 32                | 24             | 13             | 61                                     | 86             | 94                | 13             | 61             | 86             | 94         | 64                | 41.3              |  |
| <b>INSIDE SMSA's</b>  |                         |                |                |                |                   |                |                                   |                |                   |                   |                |                |  |                |                   |                |                |                |            |                   |                   |  |
| <b>PERSONS IN UNIT</b>  |                         |                |                |                |                   |                |                                   |                |                   |                   |                |                |  |                |                   |                |                |                |            |                   |                   |  |
| 1 person  | 266                     | —              | 94             | 36             | 173               | —              | 20                                | 39             | 29                | 27                | 18             | —              | —                                      | 6              | 67                | —              | 28             | 16             | 6          | 60                | 53.2              |  |
| 2 persons   | 511                     | 21             | 99             | 55             | 143               | 63             | 21                                | 19             | 17                | 5                 | 6              | 6              | 26                                     | 32             | 13                | 6              | 26             | 32             | 8          | 4                 | 44.7              |  |
| 3 persons   | 389                     | 13             | 170            | 124            | 112               | —              | —                                 | 4              | —                 | —                 | —              | —              | 7                                      | 11             | 8                 | —              | 7              | 11             | 8          | —                 | 41.5              |  |
| 4 persons   | 453                     | 8              | 67             | 106            | 94                | —              | —                                 | 6              | —                 | —                 | —              | —              | —                                      | 15             | —                 | —              | —              | 15             | —          | —                 | 40.3              |  |
| 5 persons   | 286                     | —              | 51             | 90             | 34                | 12             | —                                 | —              | 2                 | —                 | —              | —              | —                                      | 6              | —                 | —              | —              | 6              | —          | —                 | 40.3              |  |
| 6 or more persons   | 195                     | 2.50           | 3.78           | 4.42           | 3.23              | 2.13           | 1.52                              | 1.37           | 1.33              | 1.09              | 1.17           | 3.57           | 2.60                                   | 3.16           | 1.20              | 3.57           | 2.60           | 3.16           | 1.20       | 1.03              | —                 |  |
| Median  | 3.20                    | 112            | 1 903          | 1 926          | 1 880             | 245            | 55                                | 120            | 79                | 48                | 38             | 36             | 158                                    | 335            | 140               | 36             | 158            | 335            | 140        | 66                | —                 |  |
| Total persons   | 7 141                   |                |                |                |                   |                |                                   |                |                   |                   |                |                |  |                |                   |                |                |                |            |                   | —                 |  |
| <b>PLUMBING FACILITIES BY PERSONS PER ROOM</b>  |                         |                |                |                |                   |                |                                   |                |                   |                   |                |                |  |                |                   |                |                |                |            |                   |                   |  |
| Complete plumbing for exclusive use   | 2 076                   | 42             | 475            | 411            | 543               | 79             | 36                                | 68             | 48                | 32                | 24             | 13             | 61                                     | 86             | 94                | 13             | 61             | 86             | 94         | 64                | 41.3              |  |
| 1.01 or more persons per room   | 77                      | —              | 37             | 22             | 5                 | 7              | 5                                 | —              | —                 | —                 | —              | —              | —                                      | 6              | —                 | —              | —              | 6              | —          | —                 | 35.6              |  |
| Lacking complete plumbing for exclusive use   | 24                      | —              | 6              | —              | 13                | —              | —                                 | —              | —                 | —                 | —              | —              | —                                      | —              | —                 | —              | —              | —              | —          | —                 | 50.4              |  |
| 1.01 or more persons per room   | 6                       | —              | —              | —              | —                 | —              | —                                 | —              | —                 | —                 | —              | —              | —                                      | —              | —                 | —              | —              | —              | —          | —                 | 27.5              |  |
| <b>MORTGAGE STATUS AND SELECTED MONTHLY OWNER COSTS AS PERCENTAGE OF HOUSEHOLD INCOME IN 1979</b> |                         |                |                |                |                   |                |                                   |                |                   |                   |                |                |  |                |                   |                |                |                |            |                   |                   |  |
| <b>Specified owner-occupied housing units</b>   |                         |                |                |                |                   |                |                                   |                |                   |                   |                |                |  |                |                   |                |                |                |            |                   |                   |  |
| With a mortgage   | 1 632                   | 22             | 387            | 318            | 501               | 38             | 13                                | 49             | 38                | 21                | 8              | 13             | 61                                     | 48             | 73                | 13             | 61             | 48             | 73         | 42                | 42.0              |  |
| Less than 1.5 percent   | 1 441                   | 22             | 381            | 294            | 434               | 12             | 13                                | 49             | 38                | 16                | —              | 13             | 61                                     | 43             | 51                | 13             | 61             | 43             | 51         | 14                | 39.9              |  |
| 1.5 to 19 percent   | 328                     | 7              | 21             | 30             | 166               | 7              | 6                                 | 4              | 6                 | 6                 | —              | 6              | 7                                      | 9              | 6                 | 6              | 7              | 9              | 6          | 4                 | 37.6              |  |
| 20 to 24 percent  | 189                     | 7              | 72             | 37             | 50                | —              | —                                 | 19             | 12                | —                 | —              | —              | 4                                      | 5              | —                 | —              | 4              | 5              | —          | —                 | 35.1              |  |
| 25 to 29 percent  | 151                     | 8              | 45             | 13             | 60                | —              | —                                 | 14             | 8                 | —                 | —              | —              | 9                                      | —              | —                 | —              | 9              | —              | —          | —                 | 40.3              |  |
| 30 to 34 percent  | 140                     | 8              | 35             | 32             | 15                | 5              | —                                 | 6              | 2                 | —                 | —              | —              | 14                                     | 7              | —                 | —              | 14             | 7              | —          | —                 | 41.2              |  |
| 35 percent or more  | 338                     | —              | 114            | 64             | 77                | —              | —                                 | 6              | 10                | —                 | —              | 6              | 27                                     | 22             | —                 | —              | 27             | 22             | —          | —                 | 36.7              |  |
| Not computed  | 19                      | —              | —              | —              | —                 | —              | —                                 | —              | —                 | —                 | —              | —              | —                                      | —              | —                 | —              | —              | —              | —          | —                 | 39.7              |  |
| Median  | 22.8                    | 22.9           | 25.4           | 20.3           | 18.9              | 13.8           | 15.4                              | 21.9           | 18.3              | 10.0              | —              | 24.6           | 33.8                                   | 35.4           | 34.1              | 24.6           | 33.8           | 35.4           | 34.1       | 26.9              | —                 |  |
| <b>Not mortgaged</b>  |                         |                |                |                |                   |                |                                   |                |                   |                   |                |                |  |                |                   |                |                |                |            |                   |                   |  |
| Less than 10 percent  | 66                      | —              | 6              | 24             | 67                | 26             | —                                 | —              | —                 | 5                 | 8              | —              | —                                      | —              | —                 | —              | —              | —              | —          | —                 | 60.3              |  |
| 10 to 14 percent  | 33                      | —              | —              | 18             | 40                | 2              | —                                 | —              | —                 | —                 | —              | —              | —                                      | —              | —                 | —              | —              | —              | —          | —                 | 52.7              |  |
| 15 to 19 percent  | 32                      | —              | 6              | 6              | 16                | —              | —                                 | —              | —                 | 5                 | 8              | —              | —                                      | —              | —                 | —              | —              | —              | —          | —                 | 54.6              |  |
| 20 to 24 percent  | 25                      | —              | —              | —              | 8                 | —              | —                                 | —              | —                 | —                 | —              | —              | —                                      | —              | —                 | —              | —              | —              | —          | —                 | 58.8              |  |
| 25 to 29 percent  | 24                      | —              | —              | —              | 3                 | 16             | —                                 | —              | —                 | —                 | —              | —              | —                                      | —              | —                 | —              | —              | —              | —          | —                 | 67.5              |  |
| 30 to 34 percent  | 6                       | —              | —              | —              | —                 | —              | —                                 | —              | —                 | —                 | —              | —              | —                                      | —              | —                 | —              | —              | —              | —          | —                 | 73.8              |  |
| 35 percent or more  | 5                       | —              | —              | —              | —                 | —              | —                                 | —              | —                 | —                 | —              | —              | —                                      | —              | —                 | —              | —              | —              | —          | —                 | 82.5              |  |
| Not computed  | —                       | —              | —              | —              | —                 | —              | —                                 | —              | —                 | —                 | —              | —              | —                                      | —              | —                 | —              | —              | —              | —          | —                 | 42.5              |  |
| Median  | 14.5                    | —              | 17.5           | 10             | 10                | 23.4           | —                                 | —              | —                 | 17.5              | 12.5           | —              | —                                      | 45.0           | 16.4              | —              | —              | 45.0           | 16.4       | 27.5              | —                 |  |
| <b>Renter-occupied housing units</b>  | 2 649                   | 229            | 448            | 172            | 180               | 7              | 244                               | 263            | 98                | 110               | 40             | 190            | 321                                    | 168            | 120               | 190            | 321            | 168            | 120        | 59                | 30.7              |  |
| <b>PERSONS IN UNIT</b>  |                         |                |                |                |                   |                |                                   |                |                   |                   |                |                |  |                |                   |                |                |                |            |                   |                   |  |
| 1 person  | 674                     | —              | 61             | 28             | 64                | —              | 69                                | 130            | 52                | 60                | 36             | 67             | 112                                    | 52             | 41                | 67             | 112            | 52             | 41         | 55                | 32.9              |  |
| 2 persons   | 631                     | 78             | 91             | 31             | 23                | 7              | 131                               | 55             | 32                | 26                | 4              | 37             | 69                                     | 9              | 30                | 37             | 69             | 9              | 30         | 4                 | 28.6              |  |
| 3 persons   | 537                     | 84             | 151            | 29             | 39                | —              | 44                                | 53             | 6                 | 19                | —              | 40             | 94                                     | 40             | 8                 | 40             | 94             | 40             | 8          | 4                 | 28.1              |  |
| 4 persons   | 438                     | 56             | 67             | 11             | 28                | —              | —                                 | 21             | 5                 | 5                 | —              | 39             | 18                                     | 55             | 25                | 39             | 18             | 55             | 25         | —                 | 31.1              |  |
| 5 persons   | 201                     | 11             | 84             | 50             | 26                | —              | —                                 | 4              | 8                 | —                 | —              | —              | 6                                      | 12             | —                 | —              | 6              | 12             | —          | —                 | 34.5              |  |
| 6 or more persons   | 168                     | —              | 61             | 34             | 28                | —              | —                                 | —              | —                 | —                 | —              | —              | —                                      | —              | —                 | —              | —              | —              | —          | —                 | 34.2              |  |
| Median  | 2.54                    | 2.93           | 3.98           | 4.43           | 3.58              | 2.00           | 1.90                              | 1.53           | 1.44              | 1.42              | 1.06           | 2.26           | 2.20                                   | 3.07           | 2.13              | 2.26           | 2.20           | 3.07           | 2.13       | 1.04              | —                 |  |
| Total persons   | 7 497                   | 658            | 1 794          | 773            | 644               | 14             | 456                               | 554            | 201               | 218               | 52             | 437            | 813                                    | 491            | 329               | 437            | 813            | 491            | 329        | 63                | —                 |  |
| <b>PLUMBING FACILITIES BY PERSONS PER ROOM</b>  |                         |                |                |                |                   |                |                                   |                |                   |                   |                |                |  |                |                   |                |                |                |            |                   |                   |  |
| Complete plumbing for exclusive use   | 2 581                   | 229            | 448            | 172            | 178               | 7              | 233                               | 245            | 93                | 96                | 36             | 190            | 315                                    | 160            | 120               | 190            | 315            | 160            | 120        | 59                | 30.5              |  |
| 1.01 or more persons per room   | 338                     | 42             | 91             | 40             | 46                | —              | 30                                | 7              | 8                 | 14                | —              | 7              | 29                                     | 16             | 8                 | 7              | 29             | 16             | 8          | —                 | 31.9              |  |
| Lacking complete plumbing for exclusive use   | 68                      | —              | —              | —              | 2                 | —              | 11                                | 18             | 5                 | 14                | 4              | —              | 6                                      | —              | —                 | —              | 6              | —              | —          | —                 | 34.7              |  |
| 1.01 or more persons per room   | —                       | —              | —              | —              | —                 | —              | —                                 | —              | —                 | —                 | —              | —              | —                                      | —              | —                 | —              | —              | —              | —          | —                 | —                 |  |
| <b>GROSS RENT AS PERCENTAGE OF HOUSEHOLD INCOME IN 1979</b>                                       |                         |                |                |                |                   |                |                                   |                |                   |                   |                |                |  |                |                   |                |                |                |            |                   |                   |  |
| <b>Specified renter-occupied housing units</b>  |                         |                |                |                |                   |                |                                   |                |                   |                   |                |                |  |                |                   |                |                |                |            |                   |                   |  |
| Less than 1.5 percent   | 2 598                   | 219            | 437            | 166            | 168               | 7              | 244                               | 263            | 98                | 104               | 40             | 190            | 315                                    | 168            | 120               | 190            | 315            | 168            | 120        | 59                | 30.7              |  |
| 1.5 to 19 percent   | 361                     | 21             | 73             | 31             | 35                | —              | 24                                | 38             | 16                | 32                | 4              | 3              | 34                                     | 7              | 26                | 3              | 34             | 7              | 26         | 17                | 33.5              |  |
| 20 to 24 percent  | 344                     | 20             | 51             | 29             | 20                | 7              | 9                                 | 38             | 29                | 9                 | 8              | 18             | 62                                     | 10             | 14                | 18             | 62             | 10             | 14         | 8                 | 31.9              |  |
| 25 to 29 percent  | 391                     | 23             | 77             | 29             | 41                | —              | 44                                | 52             | 4                 | 15                | 15             | 20             | 20                                     | 12             | 24                | 20             | 20             | 12             | 24         | 17                | 31.5              |  |
| 30 to 34 percent  | 331                     | 45             | 67             | 11             | 170               | —              | 21                                | 34             | 16                | 14                | —              | 31             | 13                                     | 37             | 15                | 31             | 13             | 37             | 15         | 4                 | 30.9              |  |
| 35 to 49 percent  | 288                     | 28             | 48             | 16             | 14                | —              | 40                                | 7              | —                 | —                 | —              | 7              | 6                                      | 7              | 7                 | 7              | 6              | 7              | 7          | 6                 | 27.2              |  |
| 50 percent or more  | 288                     | 47             | 34             | 28             | 11                | —              | 35                                | 52             | —                 | —                 | —              | 7              | 55                                     | 25             | 13                | 7              | 55             | 25             | 13         | 6                 | 29.5              |  |
| Not computed  | 67                      | 28             | 70             | 28             | 22                | —              | 64                                | 37             | 31                | 34                | 13             | 111            | 119                                    | 6              | 21                | 111            | 119            | 6              | 21         | 7                 | 29.8              |  |
| Median  | 27.6                    | 29.7           | 25.7           | 22.2           | 22.7              | 17.5           | 32.6                              | 25.1           | 23.8              | 23.7              | 22.7           | 50+            | 40.7                                   | 36.6           | 24.2              | 50+            | 40.7           | 36.6           | 24.2       | 21.3              | —                 |  |

Table B — 46. Age and Sex of Householder in One-Person Households for Owner- and Renter-Occupied Housing Units With an American Indian, Eskimo, or Aleut Householder: 1980

[Data are estimates based on a sample, see Introduction. For meaning of symbols, see Introduction. For definitions of terms, see appendixes A and B.]

| Inside SMSA's   | Male householder |                |                |                |                |                   | Female householder |                |                |                |                |                   |           |
|---|------------------|----------------|----------------|----------------|----------------|-------------------|--------------------|----------------|----------------|----------------|----------------|-------------------|-----------|
|   | Total            | 15 to 24 years | 25 to 34 years | 35 to 44 years | 45 to 64 years | 65 years and over | Total              | 15 to 24 years | 25 to 34 years | 35 to 44 years | 45 to 64 years | 65 years and over |           |
| <b>Owner-occupied housing units</b> .....   | <b>266</b>       | <b>133</b>     | <b>20</b>      | <b>39</b>      | <b>29</b>      | <b>27</b>         | <b>18</b>          | <b>133</b>     | —              | —              | <b>6</b>       | <b>67</b>         | <b>60</b> |
| <b>PLUMBING FACILITIES</b>  |                  |                |                |                |                |                   |                    |                |                |                |                |                   |           |
| Complete plumbing for exclusive use .....   | 261              | 128            | 15             | 39             | 29             | 27                | 18                 | 133            | —              | —              | 6              | 67                | 60        |
| Lacking complete plumbing for exclusive use .....                                   | 5                | 5              | 5              | —              | —              | —                 | —                  | —              | —              | —              | —              | —                 | —         |
| <b>UNITS IN STRUCTURE</b>   |                  |                |                |                |                |                   |                    |                |                |                |                |                   |           |
| 1, detached or attached .....   | 205              | 86             | 9              | 22             | 24             | 21                | 10                 | 119            | —              | —              | —              | 62                | 57        |
| 2 or more .....   | 21               | 7              | —              | 7              | —              | —                 | —                  | 14             | —              | —              | 6              | 5                 | 3         |
| Mobile home or trailer, etc. ....   | 40               | 40             | 11             | 10             | 5              | 6                 | 8                  | —              | —              | —              | —              | —                 | —         |
| <b>HOUSEHOLD INCOME IN 1979</b>   |                  |                |                |                |                |                   |                    |                |                |                |                |                   |           |
| Less than \$5,000 .....   | 44               | 20             | 5              | 5              | 10             | —                 | —                  | 24             | —              | —              | —              | 8                 | 16        |
| \$5,000 to \$9,999 .....  | 95               | 24             | 9              | —              | —              | 5                 | 10                 | 71             | —              | —              | —              | 39                | 32        |
| \$10,000 to \$12,499 .....  | 28               | 16             | 6              | 10             | —              | —                 | —                  | 12             | —              | —              | —              | —                 | 12        |
| \$12,500 to \$14,999 .....  | 11               | 11             | —              | —              | 11             | —                 | —                  | —              | —              | —              | —              | —                 | —         |
| \$15,000 to \$19,999 .....  | 20               | 16             | —              | 8              | —              | —                 | 8                  | 4              | —              | —              | —              | 4                 | —         |
| \$20,000 to \$24,999 .....  | 27               | 11             | —              | 5              | 6              | —                 | —                  | 16             | —              | —              | —              | 16                | —         |
| \$25,000 to \$34,999 .....  | 25               | 19             | —              | 11             | 2              | 6                 | —                  | 6              | —              | —              | 6              | —                 | —         |
| \$35,000 to \$49,999 .....  | 16               | 16             | —              | —              | —              | 16                | —                  | —              | —              | —              | —              | —                 | —         |
| \$50,000 or more .....  | —                | —              | —              | —              | —              | —                 | —                  | —              | —              | —              | —              | —                 | —         |
| Median .....  | \$9 694          | \$13 977       | \$8 889        | \$18 906       | \$13 523       | \$36 563          | \$7 250            | \$7 964        | —              | —              | \$26 250       | \$8 836           | \$6 346   |
| Mean .....  | \$13 283         | \$16 968       | \$7 397        | \$19 171       | \$11 126       | \$31 626          | \$10 254           | \$9 598        | —              | —              | \$26 765       | \$10 657          | \$6 698   |
| <b>MORTGAGE STATUS AND SELECTED MONTHLY OWNER COSTS</b>                             |                  |                |                |                |                |                   |                    |                |                |                |                |                   |           |
| <b>Specified owner-occupied housing units</b> .....                                 | <b>165</b>       | <b>69</b>      | —              | <b>22</b>      | <b>24</b>      | <b>21</b>         | <b>2</b>           | <b>96</b>      | —              | —              | —              | <b>58</b>         | <b>38</b> |
| <b>With a mortgage</b> .....  | <b>117</b>       | <b>62</b>      | —              | <b>22</b>      | <b>24</b>      | <b>16</b>         | —                  | <b>55</b>      | —              | —              | —              | <b>45</b>         | <b>10</b> |
| Less than \$200 .....   | 23               | 10             | —              | —              | 10             | —                 | —                  | 13             | —              | —              | —              | 5                 | 8         |
| \$200 to \$249 .....  | 35               | 8              | —              | —              | —              | 8                 | —                  | 27             | —              | —              | —              | 27                | —         |
| \$250 to \$299 .....  | 6                | 6              | —              | —              | 6              | —                 | —                  | —              | —              | —              | —              | —                 | —         |
| \$300 to \$349 .....  | 12               | 9              | —              | 3              | 6              | —                 | —                  | 3              | —              | —              | —              | 3                 | —         |
| \$350 to \$399 .....  | 2                | —              | —              | —              | —              | —                 | —                  | 2              | —              | —              | —              | —                 | 2         |
| \$400 to \$499 .....  | 8                | 8              | —              | —              | —              | 8                 | —                  | —              | —              | —              | —              | —                 | —         |
| \$500 to \$599 .....  | 12               | 2              | —              | 2              | —              | —                 | —                  | 10             | —              | —              | —              | 10                | —         |
| \$600 to \$749 .....  | 8                | 8              | —              | 6              | 2              | —                 | —                  | —              | —              | —              | —              | —                 | —         |
| \$750 or more .....   | 11               | 11             | —              | 11             | —              | —                 | —                  | —              | —              | —              | —              | —                 | —         |
| Median .....  | \$254            | \$339          | —              | \$750          | \$267          | \$350             | —                  | \$227          | —              | —              | —              | \$232             | \$181     |
| <b>Not mortgaged</b> .....  | <b>48</b>        | <b>7</b>       | —              | —              | —              | <b>5</b>          | <b>2</b>           | <b>41</b>      | —              | —              | —              | <b>13</b>         | <b>28</b> |
| Less than \$50 .....  | —                | —              | —              | —              | —              | —                 | —                  | —              | —              | —              | —              | —                 | —         |
| \$50 to \$74 .....  | 8                | 2              | —              | —              | —              | —                 | 2                  | 6              | —              | —              | —              | —                 | 6         |
| \$75 to \$99 .....  | —                | —              | —              | —              | —              | —                 | —                  | —              | —              | —              | —              | —                 | —         |
| \$100 to \$124 .....  | 29               | —              | —              | —              | —              | —                 | —                  | 29             | —              | —              | —              | 7                 | 22        |
| \$125 to \$149 .....  | 6                | —              | —              | —              | —              | —                 | —                  | 6              | —              | —              | —              | 6                 | —         |
| \$150 to \$199 .....  | 5                | 5              | —              | —              | —              | 5                 | —                  | —              | —              | —              | —              | —                 | —         |
| \$200 to \$249 .....  | —                | —              | —              | —              | —              | —                 | —                  | —              | —              | —              | —              | —                 | —         |
| \$250 or more .....   | —                | —              | —              | —              | —              | —                 | —                  | —              | —              | —              | —              | —                 | —         |
| Median .....  | \$114            | \$165          | —              | —              | —              | \$175             | \$63               | \$113          | —              | —              | —              | \$123             | \$109     |
| <b>SELECTED CHARACTERISTICS</b>   |                  |                |                |                |                |                   |                    |                |                |                |                |                   |           |
| Median selected monthly owner costs as percentage of household income in 1979 ..... | 27.6             | 19.1           | —              | 28.6           | 20.8           | 11.6              | 12.5               | 30.6           | —              | —              | —              | 33.3              | 27.7      |
| With a mortgage .....   | 30.0             | 20.8           | —              | 28.6           | 20.8           | 10.0              | —                  | 34.1           | —              | —              | —              | 34.8              | 28.1      |
| Not mortgaged .....   | 19.4             | 16.5           | —              | —              | —              | 17.5              | 12.5               | 25.5           | —              | —              | —              | 15.4              | 27.5      |
| Income in 1979 below poverty level .....  | 39               | 20             | 5              | 5              | 10             | —                 | —                  | 19             | —              | —              | —              | 3                 | 16        |
| Percent below poverty level .....   | 14.7             | 15.0           | 25.0           | 12.8           | 34.5           | —                 | —                  | 14.3           | —              | —              | —              | 4.5               | 26.7      |
| <b>Renter-occupied housing units</b> .....  | <b>674</b>       | <b>347</b>     | <b>69</b>      | <b>130</b>     | <b>52</b>      | <b>60</b>         | <b>36</b>          | <b>327</b>     | <b>67</b>      | <b>112</b>     | <b>52</b>      | <b>41</b>         | <b>55</b> |
| <b>PLUMBING FACILITIES</b>  |                  |                |                |                |                |                   |                    |                |                |                |                |                   |           |
| Complete plumbing for exclusive use .....   | 631              | 312            | 66             | 112            | 52             | 46                | 36                 | 319            | 67             | 112            | 44             | 41                | 55        |
| Lacking complete plumbing for exclusive use .....                                   | 43               | 35             | 3              | 18             | —              | 14                | —                  | 8              | —              | 8              | —              | —                 | —         |
| <b>UNITS IN STRUCTURE</b>   |                  |                |                |                |                |                   |                    |                |                |                |                |                   |           |
| 1, detached or attached .....   | 115              | 64             | 9              | 34             | 8              | 6                 | 7                  | 51             | 17             | 19             | —              | —                 | 15        |
| 2 .....   | 23               | 12             | —              | 9              | 3              | —                 | —                  | 11             | —              | —              | —              | —                 | 11        |
| 3 and 4 .....   | 64               | 57             | —              | 31             | 11             | 15                | —                  | 7              | —              | 7              | —              | —                 | —         |
| 5 to 9 .....  | 73               | 39             | 16             | 5              | —              | 12                | 6                  | 34             | —              | 26             | 8              | —                 | —         |
| 10 to 49 .....  | 271              | 134            | 38             | 34             | 30             | 24                | 8                  | 137            | 30             | 41             | 29             | 27                | 10        |
| 50 or more .....  | 107              | 41             | 6              | 17             | —              | 3                 | 15                 | 66             | 20             | 12             | 8              | 14                | 12        |
| Mobile home or trailer, etc. ....   | 21               | —              | —              | —              | —              | —                 | —                  | 21             | —              | 7              | 7              | —                 | 7         |
| <b>HOUSEHOLD INCOME IN 1979</b>   |                  |                |                |                |                |                   |                    |                |                |                |                |                   |           |
| Less than \$5,000 .....   | 263              | 132            | 23             | 17             | 22             | 39                | 31                 | 131            | 33             | 27             | 24             | 17                | 30        |
| \$5,000 to \$9,999 .....  | 179              | 77             | 30             | 26             | 7              | 9                 | 5                  | 102            | 20             | 36             | 28             | 7                 | 11        |
| \$10,000 to \$12,499 .....  | 64               | 48             | —              | 45             | 3              | —                 | —                  | 16             | 4              | 6              | —              | 6                 | —         |
| \$12,500 to \$14,999 .....  | 31               | 6              | —              | —              | 6              | —                 | —                  | 25             | 7              | 6              | —              | —                 | 12        |
| \$15,000 to \$19,999 .....  | 98               | 57             | 13             | 30             | 8              | 6                 | —                  | 41             | —              | 37             | —              | 4                 | —         |
| \$20,000 to \$24,999 .....  | 24               | 21             | 3              | 12             | —              | 6                 | —                  | 3              | 3              | —              | —              | —                 | —         |
| \$25,000 to \$34,999 .....  | —                | —              | —              | —              | —              | —                 | —                  | —              | —              | —              | —              | —                 | —         |
| \$35,000 to \$49,999 .....  | 15               | 6              | —              | —              | 6              | —                 | —                  | 9              | —              | —              | —              | 7                 | 2         |
| \$50,000 or more .....  | —                | —              | —              | —              | —              | —                 | —                  | —              | —              | —              | —              | —                 | —         |
| Median .....  | \$7 434          | \$8 569        | \$8 150        | \$11 222       | \$8 929        | \$3 816           | \$3 646            | \$6 332        | \$5 125        | \$7 500        | \$5 227        | \$8 750           | \$4 728   |
| Mean .....  | \$8 967          | \$9 464        | \$8 733        | \$11 632       | \$11 824       | \$7 125           | \$3 528            | \$8 440        | \$6 601        | \$9 775        | \$4 892        | \$13 323          | \$7 678   |
| <b>GROSS RENT</b>   |                  |                |                |                |                |                   |                    |                |                |                |                |                   |           |
| <b>Specified renter-occupied housing units</b> .....                                | <b>668</b>       | <b>341</b>     | <b>69</b>      | <b>130</b>     | <b>52</b>      | <b>54</b>         | <b>36</b>          | <b>327</b>     | <b>67</b>      | <b>112</b>     | <b>52</b>      | <b>41</b>         | <b>55</b> |
| Less than \$100 .....   | 121              | 72             | 3              | 17             | 11             | 16                | 25                 | 49             | 3              | —              | 12             | 17                | 17        |
| \$100 to \$149 .....  | 98               | 60             | 7              | 30             | 3              | 14                | 6                  | 38             | 13             | —              | 3              | —                 | 22        |
| \$150 to \$199 .....  | 141              | 62             | 21             | 7              | 11             | 18                | 5                  | 79             | 19             | 31             | 7              | 6                 | 16        |
| \$200 to \$249 .....  | 139              | 61             | 21             | 19             | 15             | 6                 | —                  | 78             | 18             | 43             | 13             | 4                 | —         |
| \$250 to \$299 .....  | 82               | 32             | 6              | 26             | —              | —                 | —                  | 50             | 5              | 26             | 12             | 7                 | —         |
| \$300 to \$349 .....  | 16               | 11             | —              | 5              | 6              | —                 | —                  | 5              | —              | —              | 5              | —                 | —         |
| \$350 to \$399 .....  | 32               | 18             | 7              | 11             | —              | —                 | —                  | 14             | —              | 7              | —              | 7                 | —         |
| \$400 to \$499 .....  | 15               | 10             | 4              | 6              | —              | —                 | —                  | 5              | —              | 5              | —              | —                 | —         |
| \$500 or more .....   | 21               | 12             | —              | 6              | 6              | —                 | —                  | 9              | 9              | —              | —              | —                 | —         |
| No cash rent .....  | 3                | 3              | —              | 3              | —              | —                 | —                  | —              | —              | —              | —              | —                 | —         |
| Median .....  | \$195            | \$181          | \$217          | \$213          | \$204          | \$140             | \$70               | \$199          | \$199          | \$218          | \$208          | \$176             | \$123     |
| <b>SELECTED CHARACTERISTICS</b>   |                  |                |                |                |                |                   |                    |                |                |                |                |                   |           |
| Median gross rent as percentage of household income in 1979 .....                   | 27.4             | 27.2           | 36.6           | 22.9           | 27.8           | 29.3              | 23.3               | 27.6           | 50+            | 28.6           | 32.5           | 23.2              | 20.7      |
| Income in 1979 below poverty level .....  | 190              | 85             | 7              | 7              | 19             | 31                | 21                 | 105            | 28             | 20             | 13             | 17                | 27        |
| Percent below poverty level .....   | 28.2             | 24.5           | 10.1           | 5.4            | 36.5           | 51.7              | 58.3               | 32.1           | 41.8           | 17.9           | 25.0           | 41.5              | 49.1      |



Table B-47. Value of Owner-Occupied Housing Units With an Asian or Pacific Islander Householder: 1980

[Data are estimates based on a sample, see Introduction. For meaning of symbols, see Introduction. For definitions of terms, see appendixes A and B]

Inside SMSA's

|   | Total    | Less than \$10,000 | \$10,000 to \$19,999 | \$20,000 to \$29,999 | \$30,000 to \$39,999 | \$40,000 to \$49,999 | \$50,000 to \$59,999 | \$60,000 to \$79,999 | \$80,000 to \$99,999 | \$100,000 to \$149,999 | \$150,000 or more | Median (dollars) | Mean (dollars) |
|---|----------|--------------------|----------------------|----------------------|----------------------|----------------------|----------------------|----------------------|----------------------|------------------------|-------------------|------------------|----------------|
| <b>Specified owner-occupied housing units</b> .....   | 4 090    | 9                  | 15                   | 37                   | 175                  | 392                  | 697                  | 1 490                | 757                  | 454                    | 64                | 69 400           | 73 700         |
| <b>HOUSEHOLD TYPE AND AGE OF HOUSEHOLDER</b>  |          |                    |                      |                      |                      |                      |                      |                      |                      |                        |                   |                  |                |
| <b>Married-couple families</b> .....  | 3 159    | 5                  | 7                    | 18                   | 84                   | 211                  | 524                  | 1 207                | 651                  | 388                    | 64                | 72 000           | 77 100         |
| 15 to 24 years .....  | 65       | —                  | —                    | 2                    | —                    | —                    | 27                   | 16                   | 5                    | 15                     | —                 | 62 900           | 77 900         |
| 25 to 34 years .....  | 846      | —                  | —                    | 11                   | 6                    | 79                   | 109                  | 358                  | 166                  | 110                    | 7                 | 72 700           | 75 700         |
| 35 to 44 years .....  | 839      | —                  | —                    | —                    | 19                   | 18                   | 80                   | 287                  | 252                  | 155                    | 28                | 81 100           | 86 900         |
| 45 to 64 years .....  | 1 253    | 5                  | 7                    | 5                    | 47                   | 88                   | 269                  | 515                  | 198                  | 90                     | 29                | 68 000           | 72 600         |
| 65 years and over .....   | 156      | —                  | —                    | —                    | 12                   | 26                   | 39                   | 31                   | 30                   | 18                     | —                 | 60 300           | 67 800         |
| <b>Male householder, no wife present</b> .....  | 355      | 4                  | —                    | 14                   | 23                   | 44                   | 81                   | 108                  | 41                   | 40                     | —                 | 65 700           | 66 100         |
| 15 to 24 years .....  | 30       | —                  | —                    | —                    | —                    | —                    | 17                   | 7                    | —                    | 6                      | —                 | 54 400           | 74 200         |
| 25 to 34 years .....  | 131      | —                  | —                    | 7                    | 11                   | 12                   | 12                   | 45                   | 31                   | 13                     | —                 | 73 200           | 71 100         |
| 35 to 44 years .....  | 50       | —                  | —                    | —                    | 6                    | 6                    | 22                   | 7                    | 4                    | 5                      | —                 | 54 300           | 61 600         |
| 45 to 64 years .....  | 117      | 4                  | —                    | 7                    | 6                    | 18                   | 30                   | 30                   | 6                    | 16                     | —                 | 57 800           | 61 500         |
| 65 years and over .....   | 27       | —                  | —                    | —                    | —                    | 8                    | —                    | 19                   | —                    | —                      | —                 | 66 400           | 61 600         |
| <b>Female householder, no husband present</b> .....   | 576      | —                  | 8                    | 5                    | 68                   | 137                  | 92                   | 175                  | 65                   | 26                     | —                 | 57 700           | 59 700         |
| 15 to 24 years .....  | 6        | —                  | —                    | —                    | —                    | 6                    | —                    | —                    | —                    | —                      | —                 | 57 500           | 57 500         |
| 25 to 34 years .....  | 131      | —                  | —                    | —                    | 7                    | 39                   | 16                   | 57                   | 12                   | —                      | —                 | 60 800           | 60 300         |
| 35 to 44 years .....  | 106      | —                  | —                    | —                    | —                    | 60                   | 10                   | 15                   | 15                   | 6                      | —                 | 49 200           | 59 600         |
| 45 to 64 years .....  | 254      | —                  | 8                    | —                    | 46                   | 23                   | 55                   | 71                   | 38                   | 13                     | —                 | 59 100           | 60 400         |
| 65 years and over .....   | 79       | —                  | —                    | 5                    | 15                   | 15                   | 5                    | 32                   | —                    | 7                      | —                 | 54 500           | 56 500         |
| <b>Median age</b> .....   | 43.5     | 55.5               | 57.1                 | 34.3                 | 51.9                 | 43.0                 | 48.9                 | 43.7                 | 40.5                 | 40.7                   | 43.6              | ...              | ...            |
| <b>YEAR HOUSEHOLDER MOVED INTO UNIT</b>   |          |                    |                      |                      |                      |                      |                      |                      |                      |                        |                   |                  |                |
| 1979 to March 1980 .....  | 1 089    | 5                  | —                    | 2                    | 25                   | 81                   | 219                  | 373                  | 237                  | 128                    | 19                | 72 300           | 76 700         |
| 1975 to 1978 .....  | 1 378    | —                  | —                    | 13                   | 29                   | 130                  | 169                  | 510                  | 302                  | 183                    | 42                | 73 400           | 78 800         |
| 1970 to 1974 .....  | 577      | —                  | —                    | 12                   | 16                   | 45                   | 129                  | 218                  | 93                   | 61                     | 3                 | 68 800           | 72 000         |
| 1960 to 1969 .....  | 746      | —                  | 8                    | —                    | 61                   | 93                   | 119                  | 288                  | 108                  | 69                     | —                 | 65 500           | 68 200         |
| 1959 or earlier .....   | 300      | 4                  | 7                    | 10                   | 44                   | 43                   | 61                   | 101                  | 17                   | 13                     | —                 | 56 300           | 56 700         |
| <b>ROOMS</b>  |          |                    |                      |                      |                      |                      |                      |                      |                      |                        |                   |                  |                |
| 1 to 3 rooms .....  | 246      | —                  | —                    | 5                    | 16                   | 57                   | 64                   | 65                   | 29                   | 10                     | —                 | 57 600           | 63 100         |
| 4 rooms .....   | 279      | 5                  | 2                    | 15                   | 41                   | 34                   | 66                   | 97                   | 11                   | 8                      | —                 | 56 500           | 55 300         |
| 5 rooms .....   | 578      | 4                  | —                    | 5                    | 82                   | 92                   | 164                  | 159                  | 38                   | 28                     | 6                 | 57 400           | 61 100         |
| 6 rooms .....   | 796      | —                  | 6                    | 7                    | 17                   | 93                   | 159                  | 385                  | 79                   | 44                     | 6                 | 65 400           | 67 600         |
| 7 rooms .....   | 745      | —                  | 7                    | —                    | 13                   | 67                   | 141                  | 253                  | 186                  | 70                     | 8                 | 73 300           | 75 100         |
| 8 or more rooms .....   | 1 446    | —                  | —                    | 5                    | 6                    | 49                   | 103                  | 531                  | 414                  | 294                    | 44                | 81 300           | 86 800         |
| <b>Median</b> .....   | 6.7      | 4.4                | 6.4                  | 4.4                  | 4.9                  | 5.6                  | 5.8                  | 6.7                  | 7.7                  | 8.2                    | 8.5+              | ...              | ...            |
| <b>BEDROOMS</b>   |          |                    |                      |                      |                      |                      |                      |                      |                      |                        |                   |                  |                |
| None .....  | 10       | —                  | —                    | —                    | —                    | 5                    | —                    | —                    | —                    | 5                      | —                 | 75 000           | 80 000         |
| 1 .....   | 154      | —                  | —                    | 7                    | 16                   | 35                   | 24                   | 43                   | 24                   | 5                      | —                 | 58 100           | 62 100         |
| 2 .....   | 653      | —                  | 2                    | 13                   | 102                  | 106                  | 179                  | 202                  | 21                   | 28                     | —                 | 54 800           | 57 700         |
| 3 .....   | 1 717    | 9                  | 13                   | 12                   | 38                   | 163                  | 315                  | 684                  | 328                  | 136                    | 19                | 68 400           | 71 700         |
| 4 .....   | 1 143    | —                  | —                    | 5                    | 19                   | 68                   | 139                  | 368                  | 299                  | 230                    | 15                | 78 300           | 82 600         |
| 5 or more .....   | 413      | —                  | —                    | —                    | —                    | 15                   | 40                   | 193                  | 85                   | 50                     | 30                | 73 900           | 86 900         |
| <b>YEAR STRUCTURE BUILT</b>   |          |                    |                      |                      |                      |                      |                      |                      |                      |                        |                   |                  |                |
| 1975 to March 1980 .....  | 1 080    | —                  | —                    | —                    | 13                   | 45                   | 87                   | 385                  | 317                  | 201                    | 32                | 80 500           | 86 100         |
| 1970 to 1974 .....  | 694      | —                  | —                    | 5                    | —                    | 74                   | 122                  | 225                  | 179                  | 82                     | 7                 | 72 600           | 75 700         |
| 1960 to 1969 .....  | 1 046    | 5                  | —                    | —                    | 68                   | 79                   | 205                  | 420                  | 178                  | 73                     | 18                | 68 300           | 71 400         |
| 1950 to 1959 .....  | 769      | —                  | 7                    | 5                    | 31                   | 116                  | 167                  | 344                  | 40                   | 59                     | —                 | 62 700           | 64 600         |
| 1940 to 1949 .....  | 225      | —                  | 2                    | 13                   | 38                   | 33                   | 70                   | 36                   | 17                   | 16                     | —                 | 52 700           | 57 300         |
| 1939 or earlier .....   | 276      | 4                  | 6                    | 14                   | 25                   | 45                   | 46                   | 80                   | 26                   | 23                     | 7                 | 59 600           | 67 900         |
| <b>HOUSEHOLD INCOME IN 1979</b>   |          |                    |                      |                      |                      |                      |                      |                      |                      |                        |                   |                  |                |
| Less than \$5,000 .....   | 145      | —                  | —                    | —                    | 21                   | 43                   | 15                   | 43                   | 17                   | 6                      | —                 | 55 900           | 59 600         |
| \$5,000 to \$9,999 .....  | 271      | —                  | 6                    | 5                    | 52                   | 45                   | 61                   | 75                   | 12                   | 15                     | —                 | 54 600           | 57 200         |
| \$10,000 to \$12,499 .....  | 208      | —                  | 7                    | —                    | 13                   | 48                   | 31                   | 85                   | 17                   | 7                      | —                 | 61 400           | 60 900         |
| \$12,500 to \$14,999 .....  | 152      | —                  | —                    | 2                    | 6                    | 12                   | 38                   | 57                   | 24                   | 13                     | —                 | 64 700           | 68 600         |
| \$15,000 to \$19,999 .....  | 517      | 5                  | 2                    | 18                   | 21                   | 88                   | 146                  | 172                  | 35                   | 30                     | —                 | 58 700           | 62 100         |
| \$20,000 to \$24,999 .....  | 711      | 4                  | —                    | 7                    | 24                   | 81                   | 176                  | 288                  | 105                  | 26                     | —                 | 64 800           | 65 700         |
| \$25,000 to \$34,999 .....  | 1 072    | —                  | —                    | 5                    | 18                   | 68                   | 130                  | 439                  | 291                  | 101                    | 20                | 73 800           | 77 300         |
| \$35,000 to \$49,999 .....  | 705      | —                  | —                    | —                    | 11                   | 7                    | 74                   | 242                  | 195                  | 164                    | 12                | 82 000           | 87 500         |
| \$50,000 or more .....  | 309      | —                  | —                    | —                    | 9                    | —                    | 26                   | 89                   | 61                   | 92                     | 32                | 92 400           | 100 000        |
| <b>Median</b> .....   | \$25 327 | \$17 250           | \$10 536             | \$17 212             | \$13 125             | \$17 561             | \$21 969             | \$25 450             | \$30 408             | \$37 564               | \$45 000          | ...              | ...            |
| <b>Mean</b> .....   | \$27 563 | \$19 544           | \$10 716             | \$17 511             | \$19 929             | \$17 183             | \$23 241             | \$27 104             | \$31 556             | \$39 939               | \$45 631          | ...              | ...            |
| <b>MORTGAGE STATUS AND SELECTED MONTHLY OWNER COSTS AS PERCENTAGE OF HOUSEHOLD INCOME IN 1979</b> |          |                    |                      |                      |                      |                      |                      |                      |                      |                        |                   |                  |                |
| <b>With a mortgage</b> .....  | 3 662    | 9                  | 13                   | 32                   | 141                  | 338                  | 588                  | 1 352                | 725                  | 406                    | 58                | 70 500           | 74 400         |
| Less than 15 percent .....  | 1 014    | 4                  | —                    | 7                    | 56                   | 95                   | 190                  | 412                  | 147                  | 100                    | 3                 | 66 400           | 70 100         |
| 15 to 19 percent .....  | 576      | 5                  | —                    | 16                   | 6                    | 7                    | 104                  | 223                  | 121                  | 82                     | 12                | 73 500           | 78 000         |
| 20 to 24 percent .....  | 504      | —                  | 7                    | —                    | 12                   | 35                   | 31                   | 191                  | 162                  | 54                     | 12                | 77 400           | 80 600         |
| 25 to 29 percent .....  | 469      | —                  | —                    | 9                    | 13                   | 54                   | 65                   | 172                  | 112                  | 44                     | —                 | 71 500           | 72 600         |
| 30 to 34 percent .....  | 335      | —                  | 6                    | —                    | —                    | 23                   | 56                   | 109                  | 78                   | 52                     | 11                | 72 500           | 82 100         |
| 35 percent or more .....  | 764      | —                  | —                    | —                    | 54                   | 124                  | 142                  | 245                  | 105                  | 74                     | 20                | 67 100           | 71 100         |
| Not computed .....  | —        | —                  | —                    | —                    | —                    | —                    | —                    | —                    | —                    | —                      | —                 | —                | —              |
| <b>Median</b> .....   | 22.4     | 15.5               | 24.6                 | 17.8                 | 23.5                 | 28.0                 | 20.0                 | 21.1                 | 22.9                 | 21.9                   | 30.9              | ...              | ...            |
| <b>Not mortgaged</b> .....  | 428      | —                  | 2                    | 5                    | 34                   | 54                   | 109                  | 138                  | 32                   | 48                     | 6                 | 61 600           | 67 800         |
| Less than 10 percent .....  | 215      | —                  | 2                    | —                    | 15                   | 29                   | 65                   | 47                   | 21                   | 36                     | —                 | 59 600           | 70 200         |
| 10 to 14 percent .....  | 80       | —                  | —                    | 5                    | 8                    | 5                    | 12                   | 41                   | 5                    | 4                      | —                 | 66 500           | 62 100         |
| 15 to 19 percent .....  | 41       | —                  | —                    | —                    | 11                   | 4                    | 6                    | 8                    | 6                    | —                      | 6                 | 54 600           | 74 100         |
| 20 to 24 percent .....  | 20       | —                  | —                    | —                    | —                    | —                    | 8                    | 12                   | —                    | —                      | —                 | 66 400           | 66 000         |
| 25 to 29 percent .....  | 30       | —                  | —                    | —                    | —                    | 16                   | 6                    | —                    | —                    | 8                      | —                 | 49 400           | 65 500         |
| 30 to 34 percent .....  | 11       | —                  | —                    | —                    | —                    | —                    | —                    | 11                   | —                    | —                      | —                 | 72 500           | 72 500         |
| 35 percent or more .....  | 31       | —                  | —                    | —                    | —                    | —                    | 12                   | 19                   | —                    | —                      | —                 | 60 900           | 58 600         |
| Not computed .....  | —        | —                  | —                    | —                    | —                    | —                    | —                    | —                    | —                    | —                      | —                 | —                | —              |
| <b>Median</b> .....   | 10.0     | —                  | 10—                  | 12.5                 | 11.3                 | 10—                  | 10—                  | 12.7                 | 10—                  | 10—                    | 17.5              | ...              | ...            |
| <b>SELECTED CHARACTERISTICS</b>   |          |                    |                      |                      |                      |                      |                      |                      |                      |                        |                   |                  |                |
| <b>Complete plumbing for exclusive use</b> .....  | 4 090    | 9                  | 15                   | 37                   | 175                  | 392                  | 697                  | 1 490                | 757                  | 454                    | 64                | 69 400           | 73 700         |
| 1.01 or more persons per room .....   | 322      | 5                  | —                    | 5                    | 21                   | 65                   | 100                  | 108                  | 13                   | 5                      | —                 | 57 100           | 58 000         |
| <b>Lacking complete plumbing for exclusive use</b> .....  | —        | —                  | —                    | —                    | —                    | —                    | —                    | —                    | —                    | —                      | —                 | —                | —              |
| 1.01 or more persons per room .....   | —        | —                  | —                    | —                    | —                    | —                    | —                    | —                    | —                    | —                      | —                 | —                | —              |
| <b>Heating equipment</b> .....  | 4 084    | 9                  | 15                   | 37                   | 175                  | 392                  | 697                  | 1 490                | 757                  | 454                    | 58                | 69 400           | 73 600         |
| Central heating system .....  | 3 973    | 9                  | 15                   | 37                   | 169                  | 372                  | 678                  | 1 424                | 757                  | 454                    | 58                | 69 600           | 73 900         |
| <b>Air conditioning</b> .....   | 1 022    | —                  | 2                    | 7                    | 23                   | 91                   | 157                  | 373                  | 102                  | 34                     | 34                | 71 700           | 77 500         |
| Central system .....  | 645      | —                  | —                    | —                    | —                    | 33                   | 63                   | 247                  | 181                  | 91                     | 30                | 78 500           | 85 200         |
| <b>Income in 1979 below poverty level</b> .....   | 177      | —                  | —                    | —                    | 21                   | 43                   | 31                   | 58                   | 11                   | 13                     | —                 | 58 300           | 60 700         |
| Percent below poverty level .....   | 4.3      | —                  | —                    | —                    | 12.0                 | 11.0                 | 4.4                  | 3.9                  | 1.5                  | 2.9                    | —                 | ...              | ...            |

Table B — 48. **Gross Rent of Renter-Occupied Housing Units With an Asian or Pacific Islander Householder: 1980**

[Data are estimates based on a sample, see Introduction. For meaning of symbols, see Introduction. For definitions of terms, see appendixes A and B]

| Inside SMSA's   | Total        | Less than \$100 | \$100 to \$149 | \$150 to \$199 | \$200 to \$249 | \$250 to \$299 | \$300 to \$349 | \$350 to \$399 | \$400 to \$499 | \$500 or more | No cash rent | Median (dollars) |
|---|--------------|-----------------|----------------|----------------|----------------|----------------|----------------|----------------|----------------|---------------|--------------|------------------|
| <b>Specified renter-occupied housing units</b> .....                      | <b>3 905</b> | <b>236</b>      | <b>248</b>     | <b>651</b>     | <b>1 017</b>   | <b>685</b>     | <b>367</b>     | <b>224</b>     | <b>251</b>     | <b>122</b>    | <b>104</b>   | <b>239</b>       |
| <b>HOUSEHOLD TYPE AND AGE OF HOUSEHOLDER</b>                              |              |                 |                |                |                |                |                |                |                |               |              |                  |
| <b>Married-couple families</b> .....                                      | <b>1 579</b> | <b>76</b>       | <b>38</b>      | <b>323</b>     | <b>369</b>     | <b>251</b>     | <b>161</b>     | <b>94</b>      | <b>129</b>     | <b>78</b>     | <b>60</b>    | <b>245</b>       |
| 15 to 24 years.....   | 193          | 9               | —              | 36             | 76             | 32             | 15             | 8              | 7              | 10            | —            | 232              |
| 25 to 34 years.....   | 748          | 25              | 23             | 165            | 130            | 151            | 92             | 43             | 61             | 18            | 40           | 254              |
| 35 to 44 years.....   | 348          | 13              | 5              | 75             | 95             | 38             | 20             | 25             | 51             | 26            | —            | 244              |
| 45 to 64 years.....   | 228          | 12              | 10             | 25             | 61             | 21             | 34             | 18             | 10             | 24            | 13           | 250              |
| 65 years and over.....  | 62           | 17              | —              | 22             | 7              | 9              | —              | —              | —              | —             | 7            | 182              |
| <b>Male householder, no wife present</b> .....                            | <b>1 236</b> | <b>66</b>       | <b>75</b>      | <b>180</b>     | <b>353</b>     | <b>257</b>     | <b>120</b>     | <b>77</b>      | <b>57</b>      | <b>20</b>     | <b>31</b>    | <b>239</b>       |
| 15 to 24 years.....   | 391          | 20              | 23             | 34             | 94             | 110            | 35             | 25             | 37             | 4             | 9            | 259              |
| 25 to 34 years.....   | 474          | 13              | 16             | 79             | 142            | 106            | 45             | 47             | 13             | 9             | 4            | 243              |
| 35 to 44 years.....   | 157          | 8               | 5              | 38             | 39             | 35             | 8              | 5              | —              | 7             | 12           | 236              |
| 45 to 64 years.....   | 175          | 19              | 23             | 25             | 63             | —              | 32             | —              | 7              | —             | 6            | 213              |
| 65 years and over.....  | 39           | 6               | 8              | 4              | 15             | 6              | —              | —              | —              | —             | —            | 205              |
| <b>Female householder, no husband present</b> .....                       | <b>1 090</b> | <b>94</b>       | <b>135</b>     | <b>148</b>     | <b>295</b>     | <b>177</b>     | <b>86</b>      | <b>53</b>      | <b>65</b>      | <b>24</b>     | <b>13</b>    | <b>229</b>       |
| 15 to 24 years.....   | 191          | —               | —              | 29             | 64             | 24             | 32             | 7              | 24             | 5             | 6            | 250              |
| 25 to 34 years.....   | 359          | 11              | 24             | 55             | 99             | 76             | 39             | 24             | 23             | 8             | —            | 246              |
| 35 to 44 years.....   | 160          | 6               | 17             | 25             | 61             | 22             | 5              | —              | 18             | 6             | —            | 229              |
| 45 to 64 years.....   | 176          | 26              | 13             | 25             | 38             | 50             | 4              | 15             | —              | 5             | —            | 219              |
| 65 years and over.....  | 204          | 51              | 81             | 14             | 33             | 5              | 6              | 7              | —              | —             | 7            | 134              |
| <b>Median age</b> .....   | <b>32.3</b>  | <b>50.6</b>     | <b>47.9</b>    | <b>32.9</b>    | <b>32.3</b>    | <b>28.6</b>    | <b>31.1</b>    | <b>31.6</b>    | <b>28.7</b>    | <b>36.1</b>   | <b>34.0</b>  | <b>...</b>       |
| <b>YEAR HOUSEHOLDER MOVED INTO UNIT</b>                                   |              |                 |                |                |                |                |                |                |                |               |              |                  |
| 1979 to March 1980.....   | 2 620        | 132             | 128            | 440            | 678            | 519            | 283            | 160            | 157            | 81            | 42           | 244              |
| 1975 to 1978.....   | 928          | 52              | 62             | 140            | 248            | 139            | 78             | 58             | 82             | 34            | 35           | 240              |
| 1970 to 1974.....   | 201          | 37              | 44             | 28             | 51             | 16             | —              | —              | 12             | 7             | 6            | 179              |
| 1960 to 1969.....   | 105          | 15              | 10             | 43             | 18             | 6              | 6              | —              | —              | —             | 7            | 190              |
| 1959 or earlier.....  | 51           | —               | 4              | —              | 22             | 5              | —              | 6              | —              | —             | 14           | 223              |
| <b>ROOMS</b>  |              |                 |                |                |                |                |                |                |                |               |              |                  |
| 1 room.....   | 392          | 32              | 52             | 159            | 92             | 44             | 3              | 6              | —              | —             | 4            | 186              |
| 2 rooms.....  | 534          | 40              | 30             | 131            | 134            | 114            | 58             | 21             | 6              | —             | —            | 221              |
| 3 rooms.....  | 1 051        | 59              | 85             | 151            | 434            | 195            | 58             | 25             | 27             | 5             | 12           | 229              |
| 4 rooms.....  | 1 079        | 86              | 38             | 158            | 263            | 262            | 113            | 67             | 57             | 13            | 22           | 248              |
| 5 rooms.....  | 441          | 13              | 21             | 35             | 61             | 42             | 98             | 65             | 41             | 27            | 38           | 315              |
| 6 rooms.....  | 134          | —               | —              | —              | 18             | 11             | 19             | 21             | 41             | 24            | —            | 395              |
| 7 or more rooms.....  | 274          | 6               | 22             | 17             | 15             | 17             | 18             | 19             | 79             | 53            | 28           | 411              |
| <b>Median</b> .....   | <b>3.5</b>   | <b>3.3</b>      | <b>3.0</b>     | <b>2.7</b>     | <b>3.2</b>     | <b>3.4</b>     | <b>4.1</b>     | <b>4.4</b>     | <b>5.4</b>     | <b>6.2</b>    | <b>4.9</b>   | <b>...</b>       |
| <b>PLUMBING FACILITIES BY PERSONS PER ROOM AND POVERTY STATUS IN 1979</b> |              |                 |                |                |                |                |                |                |                |               |              |                  |
| <b>All income levels in 1979</b> .....                                    | <b>3 905</b> | <b>236</b>      | <b>248</b>     | <b>651</b>     | <b>1 017</b>   | <b>685</b>     | <b>367</b>     | <b>224</b>     | <b>251</b>     | <b>122</b>    | <b>104</b>   | <b>239</b>       |
| Complete plumbing for exclusive use.....                                  | 3 680        | 183             | 215            | 604            | 987            | 662            | 353            | 224            | 238            | 110           | 104          | 241              |
| 0.50 or less.....   | 1 667        | 113             | 111            | 167            | 444            | 306            | 199            | 104            | 110            | 60            | 53           | 247              |
| 0.51 to 1.00.....   | 1 329        | 29              | 84             | 265            | 389            | 238            | 105            | 61             | 66             | 47            | 45           | 236              |
| 1.01 to 1.50.....   | 293          | 22              | 12             | 48             | 77             | 34             | 20             | 36             | 38             | —             | 6            | 243              |
| 1.51 or more.....   | 391          | 19              | 8              | 124            | 77             | 84             | 29             | 23             | 24             | 3             | —            | 226              |
| Locking complete plumbing for exclusive use.....                          | 225          | 53              | 33             | 47             | 30             | 23             | 14             | —              | 13             | 12            | —            | 173              |
| 0.50 or less.....   | 71           | 20              | 10             | 5              | —              | 23             | 6              | —              | —              | 7             | —            | 251              |
| 0.51 to 1.00.....   | 65           | 14              | 17             | 14             | 15             | —              | —              | —              | —              | 5             | —            | 152              |
| 1.01 to 1.50.....   | 43           | 19              | —              | 10             | 7              | —              | —              | —              | 7              | —             | —            | 193              |
| 1.51 or more.....   | 46           | —               | 6              | 18             | 8              | —              | 8              | —              | 6              | —             | —            | 168              |
| <b>Income in 1979 below poverty level</b> .....                           | <b>1 098</b> | <b>144</b>      | <b>91</b>      | <b>197</b>     | <b>273</b>     | <b>123</b>     | <b>90</b>      | <b>85</b>      | <b>76</b>      | <b>5</b>      | <b>14</b>    | <b>218</b>       |
| Complete plumbing for exclusive use.....                                  | 994          | 110             | 82             | 174            | 265            | 106            | 90             | 85             | 63             | 5             | 14           | 222              |
| 1.01 or more persons per room.....  | 332          | 35              | 20             | 61             | 54             | 45             | 37             | 45             | 35             | —             | —            | 247              |
| Locking complete plumbing for exclusive use.....                          | 104          | 34              | 9              | 23             | 8              | 17             | —              | —              | 13             | —             | —            | 158              |
| 1.01 or more persons per room.....  | 39           | —               | —              | 18             | 8              | —              | —              | —              | 13             | —             | —            | 205              |
| <b>BEDROOMS</b>   |              |                 |                |                |                |                |                |                |                |               |              |                  |
| None.....   | 450          | 37              | 67             | 168            | 106            | 44             | 18             | 6              | —              | —             | 4            | 186              |
| 1.....  | 1 602        | 113             | 112            | 275            | 583            | 328            | 113            | 46             | 12             | 12            | 8            | 228              |
| 2.....  | 1 217        | 47              | 38             | 174            | 278            | 279            | 156            | 103            | 81             | 23            | 38           | 259              |
| 3.....  | 436          | 26              | 16             | 26             | 42             | 29             | 65             | 50             | 94             | 50            | 38           | 346              |
| 4.....  | 168          | 13              | 15             | 8              | 8              | 5              | 8              | 19             | 53             | 32            | 7            | 408              |
| 5 or more.....  | 32           | —               | —              | —              | —              | —              | 7              | —              | 11             | 5             | 9            | 441              |
| <b>UNITS IN STRUCTURE</b>   |              |                 |                |                |                |                |                |                |                |               |              |                  |
| 1, detached or attached.....  | 783          | 18              | 34             | 68             | 118            | 71             | 87             | 88             | 138            | 102           | 59           | 330              |
| 2.....  | 120          | 14              | 8              | 14             | 17             | 12             | 31             | 5              | —              | —             | 19           | 244              |
| 3 and 4.....  | 365          | —               | 38             | 48             | 112            | 59             | 40             | 13             | 34             | 13            | 8            | 233              |
| 5 to 9.....   | 353          | 60              | 16             | 67             | 69             | 76             | 34             | 8              | 23             | —             | —            | 232              |
| 10 to 49.....   | 1 564        | 64              | 90             | 321            | 518            | 332            | 109            | 78             | 31             | 7             | 14           | 232              |
| 50 or more.....   | 697          | 80              | 62             | 133            | 183            | 126            | 66             | 24             | 19             | —             | 4            | 223              |
| Mobile home or trailer, etc.....  | 23           | —               | —              | —              | —              | 9              | —              | 8              | 6              | —             | —            | 366              |
| <b>YEAR STRUCTURE BUILT</b>   |              |                 |                |                |                |                |                |                |                |               |              |                  |
| 1975 to March 1980.....   | 426          | 5               | 5              | 27             | 106            | 102            | 54             | 36             | 54             | 37            | —            | 286              |
| 1970 to 1974.....   | 1 137        | 92              | 86             | 217            | 312            | 198            | 132            | 50             | 24             | 26            | —            | 231              |
| 1960 to 1969.....   | 1 115        | 37              | 28             | 154            | 338            | 252            | 108            | 43             | 79             | 29            | 47           | 247              |
| 1950 to 1959.....   | 483          | 34              | 20             | 77             | 126            | 65             | 32             | 46             | 69             | 8             | 6            | 242              |
| 1940 to 1949.....   | 307          | 27              | 35             | 63             | 72             | 33             | 13             | 28             | —              | 7             | 29           | 207              |
| 1939 or earlier.....  | 437          | 41              | 74             | 113            | 63             | 35             | 28             | 21             | 25             | 15            | 22           | 180              |
| <b>STORIES IN STRUCTURE</b>   |              |                 |                |                |                |                |                |                |                |               |              |                  |
| 1 to 3.....   | 3 426        | 182             | 184            | 571            | 890            | 592            | 334            | 206            | 241            | 122           | 104          | 242              |
| 4 or more.....  | 479          | 54              | 64             | 80             | 127            | 93             | 33             | 18             | 10             | —             | —            | 215              |
| With elevator.....  | 392          | 41              | 56             | 57             | 111            | 74             | 32             | 18             | 3              | —             | —            | 219              |
| <b>GROSS RENT AS PERCENTAGE OF HOUSEHOLD INCOME IN 1979</b>               |              |                 |                |                |                |                |                |                |                |               |              |                  |
| Less than 15 percent.....   | 688          | 84              | 96             | 147            | 144            | 112            | 52             | 16             | 12             | 25            | ...          | 205              |
| 15 to 19 percent.....   | 522          | 29              | 6              | 73             | 158            | 113            | 79             | 28             | 23             | 13            | ...          | 249              |
| 20 to 24 percent.....   | 441          | 37              | 19             | 85             | 141            | 40             | 45             | 20             | 41             | 13            | ...          | 229              |
| 25 to 29 percent.....   | 428          | 8               | 22             | 76             | 131            | 90             | 23             | 6              | 30             | 42            | ...          | 241              |
| 30 to 34 percent.....   | 214          | 9               | 17             | 45             | 37             | 37             | 22             | 21             | 26             | —             | ...          | 249              |
| 35 to 49 percent.....   | 463          | 10              | 42             | 44             | 123            | 104            | 43             | 29             | 62             | 6             | ...          | 255              |
| 50 percent or more.....   | 823          | 36              | 36             | 111            | 220            | 179            | 82             | 88             | 48             | 23            | ...          | 253              |
| Not computed.....   | 326          | 23              | 10             | 70             | 63             | 10             | 21             | 16             | 9              | —             | 104          | 204              |
| <b>Median</b> .....   | <b>26.6</b>  | <b>18.9</b>     | <b>24.5</b>    | <b>24.1</b>    | <b>26.3</b>    | <b>29.0</b>    | <b>24.7</b>    | <b>39.6</b>    | <b>32.9</b>    | <b>26.2</b>   | <b>...</b>   | <b>...</b>       |
| <b>SELECTED CHARACTERISTICS</b>   |              |                 |                |                |                |                |                |                |                |               |              |                  |
| <b>Heating equipment</b> .....  | <b>3 895</b> | <b>236</b>      | <b>248</b>     | <b>651</b>     | <b>1 017</b>   | <b>675</b>     | <b>367</b>     | <b>224</b>     | <b>251</b>     | <b>122</b>    | <b>104</b>   | <b>238</b>       |
| Central heating system.....   | 3 734        | 208             | 240            | 622            | 978            | 656            | 367            | 208            | 243            | 117           | 95           | 239              |
| <b>Air conditioning</b> .....   | <b>1 700</b> | <b>66</b>       | <b>63</b>      | <b>160</b>     | <b>550</b>     | <b>426</b>     | <b>194</b>     | <b>113</b>     | <b>58</b>      | <b>26</b>     | <b>44</b>    | <b>249</b>       |
| Central system.....   | 763          | 44              | 59             | 46             | 187            | 175            | 93             | 77             | 35             | 26            | 21           | 258              |

Table B—49. **Income and Poverty Status in 1979 of Owner-Occupied Housing Units With an Asian or Pacific Islander Householder: 1980**

[Data are estimates based on a sample, see Introduction. For meaning of symbols, see Introduction. For definitions of terms, see appendixes A and B]

| Inside SMSA's   | Household income in 1979 |                   |                    |                      |                      |                      |                      |                      |                      |                  |                  | Income in 1979 below poverty level |                |
|---|--------------------------|-------------------|--------------------|----------------------|----------------------|----------------------|----------------------|----------------------|----------------------|------------------|------------------|------------------------------------|----------------|
|   | Total                    | Less than \$5,000 | \$5,000 to \$9,999 | \$10,000 to \$12,499 | \$12,500 to \$14,999 | \$15,000 to \$19,999 | \$20,000 to \$24,999 | \$25,000 to \$34,999 | \$35,000 to \$49,999 | \$50,000 or more | Median (dollars) |                                    | Mean (dollars) |
| <b>Owner-occupied housing units</b> .....   | <b>4 986</b>             | <b>229</b>        | <b>389</b>         | <b>302</b>           | <b>206</b>           | <b>644</b>           | <b>845</b>           | <b>1 229</b>         | <b>792</b>           | <b>350</b>       | <b>24 232</b>    | <b>26 427</b>                      | <b>262</b>     |
| <b>HOUSEHOLD TYPE AND AGE OF HOUSEHOLDER</b>  | <b>3 655</b>             | <b>53</b>         | <b>201</b>         | <b>151</b>           | <b>107</b>           | <b>405</b>           | <b>657</b>           | <b>1 056</b>         | <b>710</b>           | <b>315</b>       | <b>27 044</b>    | <b>29 379</b>                      | <b>91</b>      |
| <b>Married-couple families</b> .....  | <b>75</b>                | <b>—</b>          | <b>—</b>           | <b>2</b>             | <b>10</b>            | <b>8</b>             | <b>18</b>            | <b>27</b>            | <b>10</b>            | <b>—</b>         | <b>24 750</b>    | <b>24 610</b>                      | <b>—</b>       |
| 15 to 24 years .....  | 921                      | 17                | 49                 | 44                   | 7                    | 140                  | 168                  | 331                  | 141                  | 24               | 25 829           | 25 987                             | 23             |
| 25 to 34 years .....  | 926                      | 6                 | 20                 | 29                   | 19                   | 77                   | 150                  | 284                  | 251                  | 90               | 30 903           | 32 724                             | 6              |
| 35 to 44 years .....  | 1 510                    | 19                | 73                 | 59                   | 71                   | 154                  | 276                  | 374                  | 296                  | 188              | 27 823           | 30 830                             | 51             |
| 45 to 64 years .....  | 223                      | 11                | 59                 | 17                   | —                    | 26                   | 45                   | 40                   | 12                   | 13               | 19 659           | 21 270                             | 11             |
| 65 years and over .....   | <b>512</b>               | <b>40</b>         | <b>35</b>          | <b>18</b>            | <b>22</b>            | <b>106</b>           | <b>92</b>            | <b>102</b>           | <b>62</b>            | <b>35</b>        | <b>21 823</b>    | <b>25 220</b>                      | <b>31</b>      |
| <b>Male householder, no wife present</b> .....  | <b>47</b>                | <b>6</b>          | <b>6</b>           | <b>—</b>             | <b>—</b>             | <b>29</b>            | <b>—</b>             | <b>6</b>             | <b>—</b>             | <b>—</b>         | <b>16 250</b>    | <b>15 611</b>                      | <b>6</b>       |
| 15 to 24 years .....  | 204                      | 14                | 6                  | 10                   | 16                   | 40                   | 18                   | 66                   | 18                   | 16               | 22 222           | 25 964                             | 6              |
| 25 to 34 years .....  | 86                       | 6                 | 6                  | 8                    | 6                    | 16                   | 13                   | 7                    | 24                   | —                | 20 313           | 24 466                             | 5              |
| 35 to 44 years .....  | 148                      | 14                | 9                  | —                    | —                    | 21                   | 42                   | 23                   | 20                   | 19               | 23 500           | 29 024                             | 14             |
| 45 to 64 years .....  | 27                       | —                 | 8                  | —                    | —                    | —                    | 19                   | —                    | —                    | —                | 23 224           | 17 870                             | —              |
| 65 years and over .....   | <b>819</b>               | <b>136</b>        | <b>153</b>         | <b>133</b>           | <b>77</b>            | <b>133</b>           | <b>96</b>            | <b>71</b>            | <b>20</b>            | <b>—</b>         | <b>12 265</b>    | <b>14 007</b>                      | <b>140</b>     |
| <b>Female householder, no husband present</b> .....   | <b>25</b>                | <b>—</b>          | <b>—</b>           | <b>—</b>             | <b>8</b>             | <b>—</b>             | <b>6</b>             | <b>11</b>            | <b>—</b>             | <b>—</b>         | <b>24 375</b>    | <b>23 520</b>                      | <b>—</b>       |
| 15 to 24 years .....  | 239                      | 28                | 39                 | 52                   | 28                   | 44                   | 32                   | 16                   | —                    | —                | 12 545           | 13 842                             | 24             |
| 25 to 34 years .....  | 126                      | 27                | 6                  | —                    | —                    | 32                   | 28                   | 13                   | —                    | —                | 16 471           | 15 423                             | 32             |
| 35 to 44 years .....  | 309                      | 50                | 69                 | 41                   | 34                   | 51                   | 23                   | 29                   | 12                   | —                | 12 165           | 13 798                             | 63             |
| 45 to 64 years .....  | 120                      | 31                | 39                 | 20                   | 7                    | 6                    | 7                    | 2                    | 8                    | —                | 9 038            | 11 410                             | 21             |
| 65 years and over .....   | <b>43.6</b>              | <b>50.2</b>       | <b>55.2</b>        | <b>42.2</b>          | <b>45.9</b>          | <b>39.8</b>          | <b>44.5</b>          | <b>39.2</b>          | <b>43.5</b>          | <b>48.4</b>      | <b>...</b>       | <b>...</b>                         | <b>50.3</b>    |
| <b>Median age</b> .....   |                          |                   |                    |                      |                      |                      |                      |                      |                      |                  |                  |                                    |                |
| <b>YEAR HOUSEHOLDER MOVED INTO UNIT</b>   |                          |                   |                    |                      |                      |                      |                      |                      |                      |                  |                  |                                    |                |
| 1979 to March 1980 .....  | 1 389                    | 48                | 115                | 72                   | 78                   | 243                  | 255                  | 331                  | 193                  | 54               | 22 651           | 24 292                             | 74             |
| 1975 to 1978 .....  | 1 608                    | 51                | 83                 | 89                   | 38                   | 182                  | 261                  | 484                  | 300                  | 120              | 26 786           | 28 707                             | 90             |
| 1970 to 1974 .....  | 744                      | 51                | 31                 | 46                   | 39                   | 70                   | 155                  | 174                  | 130                  | 48               | 24 286           | 26 718                             | 30             |
| 1960 to 1969 .....  | 823                      | 45                | 61                 | 58                   | 33                   | 115                  | 132                  | 158                  | 146                  | 75               | 22 862           | 26 726                             | 45             |
| 1959 or earlier .....   | 422                      | 34                | 99                 | 37                   | 18                   | 34                   | 42                   | 82                   | 23                   | 53               | 18 553           | 23 664                             | 23             |
| <b>SELECTED CHARACTERISTICS</b>   |                          |                   |                    |                      |                      |                      |                      |                      |                      |                  |                  |                                    |                |
| <b>Complete plumbing for exclusive use</b> .....  | <b>4 981</b>             | <b>229</b>        | <b>389</b>         | <b>302</b>           | <b>206</b>           | <b>639</b>           | <b>845</b>           | <b>1 229</b>         | <b>792</b>           | <b>350</b>       | <b>24 247</b>    | <b>26 437</b>                      | <b>262</b>     |
| 1.01 or more persons per room .....   | 363                      | 3                 | 30                 | 20                   | 29                   | 58                   | 65                   | 62                   | 68                   | 28               | 22 740           | 27 213                             | 30             |
| <b>Lacking complete plumbing for exclusive use</b> .....  | <b>5</b>                 | <b>—</b>          | <b>—</b>           | <b>—</b>             | <b>—</b>             | <b>5</b>             | <b>—</b>             | <b>—</b>             | <b>—</b>             | <b>—</b>         | <b>16 250</b>    | <b>16 665</b>                      | <b>—</b>       |
| 1.01 or more persons per room .....   | —                        | —                 | —                  | —                    | —                    | —                    | —                    | —                    | —                    | —                | —                | —                                  | —              |
| <b>Heating equipment</b> .....  | <b>4 980</b>             | <b>229</b>        | <b>389</b>         | <b>302</b>           | <b>206</b>           | <b>644</b>           | <b>845</b>           | <b>1 229</b>         | <b>786</b>           | <b>350</b>       | <b>24 213</b>    | <b>26 414</b>                      | <b>262</b>     |
| Central heating system .....  | 4 804                    | 229               | 371                | 266                  | 189                  | 617                  | 811                  | 1 205                | 774                  | 342              | 24 475           | 26 597                             | 249            |
| <b>Air conditioning</b> .....   | <b>1 416</b>             | <b>75</b>         | <b>98</b>          | <b>57</b>            | <b>77</b>            | <b>176</b>           | <b>227</b>           | <b>339</b>           | <b>248</b>           | <b>119</b>       | <b>24 954</b>    | <b>27 445</b>                      | <b>81</b>      |
| Central system .....  | 916                      | 53                | 55                 | 33                   | 49                   | 112                  | 117                  | 212                  | 188                  | 97               | 26 598           | 29 150                             | 50             |
| <b>Vehicles available</b> .....   | <b>4 882</b>             | <b>183</b>        | <b>370</b>         | <b>282</b>           | <b>206</b>           | <b>638</b>           | <b>832</b>           | <b>1 229</b>         | <b>792</b>           | <b>350</b>       | <b>24 544</b>    | <b>26 806</b>                      | <b>221</b>     |
| 1 .....   | 1 287                    | 115               | 214                | 146                  | 87                   | 233                  | 222                  | 158                  | 85                   | 27               | 16 592           | 18 278                             | 116            |
| 2 or more .....   | 3 595                    | 68                | 156                | 136                  | 119                  | 405                  | 610                  | 1 071                | 707                  | 323              | 27 488           | 29 859                             | 105            |
| <b>House heating fuel</b> .....   | <b>4 980</b>             | <b>229</b>        | <b>389</b>         | <b>302</b>           | <b>206</b>           | <b>644</b>           | <b>845</b>           | <b>1 229</b>         | <b>786</b>           | <b>350</b>       | <b>24 213</b>    | <b>26 414</b>                      | <b>262</b>     |
| Utility gas .....   | 4 475                    | 188               | 351                | 272                  | 165                  | 581                  | 754                  | 1 120                | 713                  | 331              | 24 481           | 26 737                             | 217            |
| Bottled, tank, or LP gas .....  | 88                       | 25                | —                  | 6                    | 6                    | 14                   | 4                    | 24                   | 9                    | —                | 18 056           | 18 286                             | 17             |
| Electricity .....   | 379                      | 16                | 26                 | 24                   | 35                   | 49                   | 75                   | 79                   | 64                   | 11               | 22 936           | 24 311                             | 28             |
| Fuel oil, kerosene, etc. ....   | 26                       | —                 | 12                 | —                    | —                    | —                    | 6                    | —                    | —                    | 8                | 20 417           | 30 135                             | —              |
| Other .....   | 12                       | —                 | —                  | —                    | —                    | —                    | 6                    | 6                    | —                    | —                | 25 000           | 23 978                             | —              |
| Median .....  | <b>6.4</b>               | <b>5.9</b>        | <b>5.1</b>         | <b>5.9</b>           | <b>6.7</b>           | <b>5.8</b>           | <b>6.0</b>           | <b>6.8</b>           | <b>7.4</b>           | <b>8.0</b>       | <b>...</b>       | <b>...</b>                         | <b>6.0</b>     |
| <b>Specified owner-occupied housing units</b> .....   | <b>4 090</b>             | <b>145</b>        | <b>271</b>         | <b>208</b>           | <b>152</b>           | <b>517</b>           | <b>711</b>           | <b>1 072</b>         | <b>705</b>           | <b>309</b>       | <b>25 327</b>    | <b>27 563</b>                      | <b>177</b>     |
| <b>MORTGAGE STATUS AND SELECTED MONTHLY OWNER COSTS</b>   |                          |                   |                    |                      |                      |                      |                      |                      |                      |                  |                  |                                    |                |
| <b>With a mortgage</b> .....  | <b>3 662</b>             | <b>121</b>        | <b>167</b>         | <b>181</b>           | <b>141</b>           | <b>468</b>           | <b>626</b>           | <b>1 029</b>         | <b>648</b>           | <b>281</b>       | <b>26 051</b>    | <b>28 170</b>                      | <b>158</b>     |
| Less than \$200 .....   | 136                      | 28                | 25                 | —                    | 5                    | 47                   | 12                   | 19                   | —                    | —                | 16 190           | 14 405                             | 28             |
| \$200 to \$249 .....  | 322                      | —                 | 19                 | 31                   | 14                   | 34                   | 73                   | 123                  | 13                   | 15               | 23 958           | 24 228                             | —              |
| \$250 to \$299 .....  | 341                      | —                 | 7                  | 13                   | 31                   | 40                   | 94                   | 52                   | 77                   | 27               | 23 398           | 29 124                             | —              |
| \$300 to \$349 .....  | 358                      | 24                | 14                 | 35                   | 14                   | 20                   | 62                   | 89                   | 73                   | 27               | 24 211           | 29 027                             | 29             |
| \$350 to \$399 .....  | 271                      | 14                | 5                  | 17                   | 7                    | 74                   | 25                   | 83                   | 39                   | 7                | 24 145           | 24 350                             | 14             |
| \$400 to \$499 .....  | 673                      | 36                | 30                 | 24                   | 26                   | 72                   | 123                  | 180                  | 99                   | 83               | 25 707           | 28 691                             | 35             |
| \$500 to \$599 .....  | 524                      | 6                 | 37                 | 30                   | 20                   | 77                   | 128                  | 113                  | 93                   | 20               | 23 319           | 26 041                             | 19             |
| \$600 to \$749 .....  | 666                      | 13                | 30                 | 24                   | 24                   | 91                   | 85                   | 255                  | 129                  | 15               | 28 247           | 27 268                             | 33             |
| \$750 or more .....   | 371                      | —                 | —                  | 7                    | —                    | 13                   | 24                   | 115                  | 125                  | 87               | 35 085           | 41 404                             | —              |
| Median .....  | <b>\$456</b>             | <b>\$380</b>      | <b>\$472</b>       | <b>\$384</b>         | <b>\$396</b>         | <b>\$423</b>         | <b>\$426</b>         | <b>\$481</b>         | <b>\$525</b>         | <b>\$471</b>     | <b>...</b>       | <b>...</b>                         | <b>\$436</b>   |
| <b>Not mortgaged</b> .....  | <b>428</b>               | <b>24</b>         | <b>104</b>         | <b>27</b>            | <b>11</b>            | <b>49</b>            | <b>85</b>            | <b>43</b>            | <b>57</b>            | <b>28</b>        | <b>19 861</b>    | <b>22 371</b>                      | <b>19</b>      |
| Less than \$50 .....  | 4                        | —                 | —                  | —                    | —                    | —                    | —                    | 4                    | —                    | —                | 30 468           | 31 000                             | —              |
| \$50 to \$74 .....  | 45                       | —                 | 8                  | —                    | —                    | 20                   | 8                    | —                    | 9                    | —                | 18 036           | 21 613                             | —              |
| \$75 to \$99 .....  | 91                       | 5                 | 36                 | 15                   | 5                    | 2                    | 22                   | 6                    | —                    | —                | 10 750           | 14 127                             | —              |
| \$100 to \$124 .....  | 95                       | 6                 | 14                 | —                    | 6                    | 18                   | 20                   | 14                   | 3                    | 3                | 20 437           | 21 272                             | 6              |
| \$125 to \$149 .....  | 111                      | 5                 | 35                 | 12                   | —                    | 9                    | 28                   | 6                    | 10                   | 6                | 16 750           | 20 584                             | 5              |
| \$150 to \$199 .....  | 52                       | 8                 | 5                  | —                    | —                    | —                    | 7                    | 7                    | 19                   | 6                | 34 153           | 30 635                             | 8              |
| \$200 to \$249 .....  | 30                       | —                 | 6                  | —                    | —                    | —                    | —                    | 6                    | 5                    | 13               | 45 327           | 43 131                             | —              |
| \$250 or more .....   | <b>\$144</b>             | <b>\$160</b>      | <b>\$139</b>       | <b>\$122</b>         | <b>\$127</b>         | <b>\$128</b>         | <b>\$141</b>         | <b>\$146</b>         | <b>\$177</b>         | <b>\$242</b>     | <b>...</b>       | <b>...</b>                         | <b>\$185</b>   |
| Median .....  |                          |                   |                    |                      |                      |                      |                      |                      |                      |                  |                  |                                    |                |
| <b>MORTGAGE STATUS AND SELECTED MONTHLY OWNER COSTS AS PERCENTAGE OF HOUSEHOLD INCOME IN 1979</b> |                          |                   |                    |                      |                      |                      |                      |                      |                      |                  |                  |                                    |                |
| <b>With a mortgage</b> .....  | <b>3 662</b>             | <b>121</b>        | <b>167</b>         | <b>181</b>           | <b>141</b>           | <b>468</b>           | <b>626</b>           | <b>1 029</b>         | <b>648</b>           | <b>281</b>       | <b>26 051</b>    | <b>28 170</b>                      | <b>158</b>     |
| Less than 15 percent .....  | 1 014                    | —                 | —                  | —                    | 5                    | 54                   | 140                  | 292                  | 303                  | 220              | 35 481           | 39 614                             | 5              |
| 15 to 19 percent .....  | 576                      | —                 | —                  | —                    | 6                    | 53                   | 114                  | 219                  | 152                  | 32               | 29 278           | 32 372                             | —              |
| 20 to 24 percent .....  | 504                      | —                 | 5                  | 7                    | 39                   | 47                   | 103                  | 167                  | 118                  | 18               | 27 125           | 28 715                             | —              |
| 25 to 29 percent .....  | 469                      | —                 | 6                  | 42                   | 14                   | 70                   | 95                   | 197                  | 45                   | —                | 25 781           | 24 822                             | —              |
| 30 to 34 percent .....  | 335                      | —                 | 6                  | 16                   | 13                   | 71                   | 100                  | 100                  | 18                   | 11               | 22 861           | 24 288                             | —              |
| 35 percent or more .....  | 764                      | 121               | 150                | 116                  | 64                   | 173                  | 74                   | 54                   | 12                   | —                | 12 392           | 13 210                             | 153            |
| Not computed .....  | —                        | —                 | —                  | —                    | —                    | —                    | —                    | —                    | —                    | —                | —                | —                                  | —              |
| Median .....  | <b>22.4</b>              | <b>50+</b>        | <b>50+</b>         | <b>40.3</b>          | <b>32.5</b>          | <b>30.7</b>          | <b>22.9</b>          | <b>20.1</b>          | <b>15.7</b>          | <b>10—</b>       | <b>...</b>       | <b>...</b>                         | <b>50+</b>     |
| <b>Not mortgaged</b> .....  | <b>428</b>               | <b>24</b>         | <b>104</b>         | <b>27</b>            | <b>11</b>            | <b>49</b>            | <b>85</b>            | <b>43</b>            | <b>57</b>            | <b>28</b>        | <b>19 861</b>    | <b>22 371</b>                      | <b>19</b>      |
| Less than 10 percent .....  | 215                      | —                 | —                  | —                    | —                    | 34                   | 59                   | 37                   | 57                   | 28               | 30 090           | 33 533                             | —              |
| 10 to 14 percent .....  | 80                       |                   |                    |                      |                      |                      |                      |                      |                      |                  |                  |                                    |                |

Table B — 50. **Income and Poverty Status in 1979 of Renter-Occupied Housing Units With an Asian or Pacific Islander Householder: 1980**

[Data are estimates based on a sample, see Introduction. For meaning of symbols, see Introduction. For definitions of terms, see appendixes A and B.]

| Inside SMSA's   | Household income in 1979 |                   |                    |                      |                      |                      |                      |                      |                      |                  |                  | Income in 1979 below poverty level |                |
|---|--------------------------|-------------------|--------------------|----------------------|----------------------|----------------------|----------------------|----------------------|----------------------|------------------|------------------|------------------------------------|----------------|
|   | Total                    | Less than \$5,000 | \$5,000 to \$9,999 | \$10,000 to \$12,499 | \$12,500 to \$14,999 | \$15,000 to \$19,999 | \$20,000 to \$24,999 | \$25,000 to \$34,999 | \$35,000 to \$49,999 | \$50,000 or more | Median (dollars) |                                    | Mean (dollars) |
| <b>Renter-occupied housing units</b> .....                  | <b>3 968</b>             | <b>957</b>        | <b>981</b>         | <b>448</b>           | <b>270</b>           | <b>532</b>           | <b>367</b>           | <b>275</b>           | <b>82</b>            | <b>56</b>        | <b>10 257</b>    | <b>12 453</b>                      | <b>1 123</b>   |
| <b>HOUSEHOLD TYPE AND AGE OF HOUSEHOLDER</b>                |                          |                   |                    |                      |                      |                      |                      |                      |                      |                  |                  |                                    |                |
| <b>Married-couple families</b> .....                        | <b>1 599</b>             | <b>279</b>        | <b>299</b>         | <b>215</b>           | <b>120</b>           | <b>293</b>           | <b>186</b>           | <b>103</b>           | <b>60</b>            | <b>44</b>        | <b>12 635</b>    | <b>15 010</b>                      | <b>409</b>     |
| 15 to 24 years .....  | 202                      | 49                | 58                 | 19                   | 10                   | 28                   | 18                   | 15                   | 5                    | —                | 9 651            | 11 717                             | 49             |
| 25 to 34 years .....  | 748                      | 135               | 120                | 132                  | 51                   | 143                  | 100                  | 36                   | 22                   | 9                | 12 254           | 13 905                             | 156            |
| 35 to 44 years .....  | 353                      | 62                | 58                 | 25                   | 6                    | 98                   | 35                   | 32                   | 25                   | 12               | 16 250           | 16 916                             | 97             |
| 45 to 64 years .....  | 234                      | 33                | 39                 | 25                   | 46                   | 14                   | 33                   | 13                   | 8                    | 23               | 13 587           | 18 712                             | 107            |
| 65 years and over .....                                     | 62                       | —                 | 24                 | 14                   | 7                    | 10                   | —                    | 7                    | —                    | —                | 11 250           | 14 253                             | —              |
| <b>Male householder, no wife present</b> .....              | <b>1 250</b>             | <b>277</b>        | <b>322</b>         | <b>125</b>           | <b>103</b>           | <b>161</b>           | <b>115</b>           | <b>128</b>           | <b>12</b>            | <b>7</b>         | <b>10 520</b>    | <b>12 377</b>                      | <b>274</b>     |
| 15 to 24 years .....  | 391                      | 134               | 102                | 39                   | 39                   | 26                   | 24                   | 22                   | 5                    | —                | 6 898            | 9 236                              | 151            |
| 25 to 34 years .....  | 474                      | 49                | 137                | 46                   | 54                   | 80                   | 47                   | 61                   | —                    | —                | 12 731           | 13 661                             | 81             |
| 35 to 44 years .....  | 157                      | 28                | 48                 | 16                   | 3                    | 22                   | 8                    | 32                   | —                    | —                | 10 391           | 12 734                             | 15             |
| 45 to 64 years .....  | 179                      | 30                | 22                 | 24                   | 7                    | 33                   | 36                   | 13                   | 7                    | 7                | 16 161           | 17 509                             | 21             |
| 65 years and over .....                                     | 49                       | 36                | 13                 | —                    | —                    | —                    | —                    | —                    | —                    | —                | 4 201            | 5 141                              | 6              |
| <b>Female householder, no husband present</b> .....         | <b>1 119</b>             | <b>401</b>        | <b>360</b>         | <b>108</b>           | <b>47</b>            | <b>78</b>            | <b>66</b>            | <b>44</b>            | <b>10</b>            | <b>5</b>         | <b>6 651</b>     | <b>8 883</b>                       | <b>440</b>     |
| 15 to 24 years .....  | 191                      | 66                | 83                 | 23                   | 6                    | 13                   | —                    | —                    | —                    | —                | 6 993            | 6 649                              | 91             |
| 25 to 34 years .....  | 384                      | 85                | 106                | 48                   | 35                   | 53                   | 20                   | 28                   | 4                    | 5                | 10 052           | 11 765                             | 103            |
| 35 to 44 years .....  | 160                      | 53                | 69                 | 6                    | —                    | 7                    | 19                   | —                    | 6                    | —                | 6 570            | 9 023                              | 74             |
| 45 to 64 years .....  | 176                      | 50                | 60                 | 31                   | 6                    | —                    | 22                   | 7                    | —                    | —                | 7 209            | 9 088                              | 57             |
| 65 years and over .....                                     | 208                      | 147               | 42                 | —                    | —                    | 5                    | 5                    | 9                    | —                    | —                | 4 014            | 5 332                              | 115            |
| <b>Median age</b> .....                                     | <b>32.3</b>              | <b>33.3</b>       | <b>31.7</b>        | <b>31.3</b>          | <b>29.7</b>          | <b>32.4</b>          | <b>33.3</b>          | <b>33.0</b>          | <b>35.8</b>          | <b>46.7</b>      | <b>...</b>       | <b>...</b>                         | <b>32.6</b>    |
| <b>YEAR HOUSEHOLDER MOVED INTO UNIT</b>                     |                          |                   |                    |                      |                      |                      |                      |                      |                      |                  |                  |                                    |                |
| 1979 to March 1980 .....                                    | 2 649                    | 694               | 665                | 328                  | 168                  | 349                  | 222                  | 162                  | 26                   | 35               | 9 702            | 11 619                             | 844            |
| 1975 to 1978 .....  | 948                      | 124               | 282                | 76                   | 75                   | 139                  | 104                  | 83                   | 51                   | 14               | 12 237           | 14 809                             | 177            |
| 1970 to 1974 .....  | 211                      | 78                | 22                 | 22                   | 7                    | 32                   | 21                   | 17                   | 5                    | 7                | 10 625           | 13 146                             | 60             |
| 1960 to 1969 .....  | 105                      | 36                | 7                  | 8                    | 13                   | 12                   | 16                   | 13                   | —                    | —                | 12 788           | 13 051                             | 27             |
| 1959 or earlier .....                                       | 55                       | 25                | 5                  | 14                   | 7                    | —                    | 4                    | —                    | —                    | —                | 8 750            | 8 221                              | 15             |
| <b>PLUMBING FACILITIES BY PERSONS PER ROOM</b>              |                          |                   |                    |                      |                      |                      |                      |                      |                      |                  |                  |                                    |                |
| <b>Complete plumbing for exclusive use</b> .....            | <b>3 743</b>             | <b>859</b>        | <b>963</b>         | <b>413</b>           | <b>270</b>           | <b>488</b>           | <b>350</b>           | <b>275</b>           | <b>82</b>            | <b>43</b>        | <b>10 300</b>    | <b>12 501</b>                      | <b>1 019</b>   |
| 0.50 or less .....  | 1 700                    | 337               | 495                | 135                  | 135                  | 246                  | 167                  | 136                  | 21                   | 28               | 10 333           | 12 882                             | 302            |
| 0.51 to 1.00 .....  | 1 359                    | 333               | 320                | 172                  | 77                   | 170                  | 127                  | 87                   | 61                   | 12               | 10 385           | 12 655                             | 385            |
| 1.01 to 1.50 .....  | 293                      | 84                | 72                 | 32                   | 20                   | 15                   | 31                   | 39                   | —                    | —                | 8 681            | 11 476                             | 138            |
| 1.51 or more .....  | 391                      | 105               | 76                 | 74                   | 38                   | 57                   | 25                   | 13                   | —                    | 3                | 10 490           | 11 081                             | 194            |
| <b>Lacking complete plumbing for exclusive use</b> .....    | <b>225</b>               | <b>98</b>         | <b>18</b>          | <b>35</b>            | <b>—</b>             | <b>44</b>            | <b>17</b>            | <b>—</b>             | <b>—</b>             | <b>13</b>        | <b>9 271</b>     | <b>11 652</b>                      | <b>104</b>     |
| 0.50 or less .....  | 71                       | 42                | 6                  | —                    | —                    | 6                    | 10                   | —                    | —                    | 7                | 4 350            | 11 024                             | 42             |
| 0.51 to 1.00 .....  | 65                       | 30                | 12                 | —                    | —                    | 14                   | —                    | —                    | —                    | —                | 8 021            | 8 064                              | 23             |
| 1.01 to 1.50 .....  | 43                       | —                 | —                  | 26                   | —                    | 10                   | 7                    | —                    | —                    | —                | 12 067           | 14 812                             | 7              |
| 1.51 or more .....  | 46                       | 26                | —                  | —                    | —                    | 14                   | —                    | —                    | —                    | 6                | 4 375            | 14 739                             | 32             |
| <b>SELECTED CHARACTERISTICS</b>                             |                          |                   |                    |                      |                      |                      |                      |                      |                      |                  |                  |                                    |                |
| <b>Heating equipment</b> .....                              | <b>3 958</b>             | <b>947</b>        | <b>981</b>         | <b>448</b>           | <b>270</b>           | <b>532</b>           | <b>367</b>           | <b>275</b>           | <b>82</b>            | <b>56</b>        | <b>10 285</b>    | <b>12 483</b>                      | <b>1 113</b>   |
| Central heating system .....                                | 3 783                    | 893               | 960                | 436                  | 242                  | 515                  | 337                  | 262                  | 82                   | 56               | 10 221           | 12 489                             | 1 073          |
| <b>Air conditioning</b> .....                               | <b>1 729</b>             | <b>306</b>        | <b>486</b>         | <b>185</b>           | <b>111</b>           | <b>300</b>           | <b>146</b>           | <b>131</b>           | <b>30</b>            | <b>34</b>        | <b>10 980</b>    | <b>13 268</b>                      | <b>345</b>     |
| Central system .....  | 767                      | 149               | 203                | 69                   | 41                   | 142                  | 70                   | 57                   | 20                   | 16               | 11 141           | 13 598                             | 152            |
| <b>Vehicles available</b> .....                             | <b>3 125</b>             | <b>463</b>        | <b>790</b>         | <b>410</b>           | <b>254</b>           | <b>483</b>           | <b>346</b>           | <b>247</b>           | <b>82</b>            | <b>50</b>        | <b>11 887</b>    | <b>14 136</b>                      | <b>645</b>     |
| 1 .....   | 2 069                    | 377               | 656                | 264                  | 132                  | 300                  | 189                  | 113                  | 16                   | 22               | 10 014           | 12 034                             | 461            |
| 2 or more .....   | 1 056                    | 86                | 134                | 146                  | 122                  | 183                  | 157                  | 134                  | 66                   | 28               | 16 299           | 18 255                             | 184            |
| <b>House heating fuel</b> .....                             | <b>3 958</b>             | <b>947</b>        | <b>981</b>         | <b>448</b>           | <b>270</b>           | <b>532</b>           | <b>367</b>           | <b>275</b>           | <b>82</b>            | <b>56</b>        | <b>10 285</b>    | <b>12 483</b>                      | <b>1 113</b>   |
| Utility gas .....   | 3 063                    | 659               | 758                | 373                  | 196                  | 405                  | 326                  | 234                  | 68                   | 44               | 10 767           | 13 042                             | 789            |
| Bottled, tank, or LP gas .....                              | 72                       | 28                | 15                 | 10                   | 9                    | —                    | 3                    | 7                    | —                    | —                | 8 833            | 9 299                              | 24             |
| Electricity .....   | 725                      | 203               | 186                | 55                   | 65                   | 127                  | 38                   | 25                   | 14                   | 12               | 9 151            | 11 109                             | 245            |
| Fuel oil, kerosene, etc. ....                               | 44                       | 22                | 7                  | 6                    | —                    | —                    | —                    | 9                    | —                    | —                | 5 000            | 9 875                              | 29             |
| Other .....   | 54                       | 35                | 15                 | 4                    | —                    | —                    | —                    | —                    | —                    | —                | 4 429            | 5 614                              | 26             |
| <b>Median rooms</b> .....                                   | <b>3.5</b>               | <b>3.1</b>        | <b>3.4</b>         | <b>3.5</b>           | <b>3.7</b>           | <b>3.6</b>           | <b>3.7</b>           | <b>4.1</b>           | <b>4.7</b>           | <b>4.3</b>       | <b>...</b>       | <b>...</b>                         | <b>3.5</b>     |
| <b>Specified renter-occupied housing units</b> .....        |                          |                   |                    |                      |                      |                      |                      |                      |                      |                  |                  |                                    |                |
| <b>3 905</b>  | <b>934</b>               | <b>963</b>        | <b>442</b>         | <b>270</b>           | <b>532</b>           | <b>367</b>           | <b>259</b>           | <b>82</b>            | <b>56</b>            | <b>10 314</b>    | <b>12 472</b>    | <b>1 098</b>                       |                |
| <b>CONTRACT RENT</b>  |                          |                   |                    |                      |                      |                      |                      |                      |                      |                  |                  |                                    |                |
| Less than \$100 .....                                       | 303                      | 164               | 53                 | 37                   | —                    | 23                   | 15                   | 11                   | —                    | —                | 4 641            | 6 924                              | 173            |
| \$100 to \$149 .....  | 349                      | 97                | 100                | 40                   | 30                   | 40                   | 20                   | 16                   | 6                    | —                | 8 520            | 10 688                             | 109            |
| \$150 to \$199 .....  | 841                      | 295               | 200                | 120                  | 50                   | 95                   | 36                   | 40                   | 5                    | —                | 8 019            | 9 412                              | 279            |
| \$200 to \$249 .....  | 999                      | 199               | 251                | 115                  | 81                   | 201                  | 107                  | 35                   | 5                    | 5                | 11 076           | 11 805                             | 225            |
| \$250 to \$299 .....  | 683                      | 113               | 181                | 76                   | 42                   | 90                   | 89                   | 76                   | 16                   | —                | 11 563           | 13 382                             | 149            |
| \$300 to \$349 .....  | 290                      | 32                | 97                 | 12                   | 20                   | 47                   | 27                   | 28                   | 20                   | 7                | 13 000           | 15 937                             | 87             |
| \$350 to \$399 .....  | 195                      | 20                | 22                 | 17                   | —                    | 36                   | 38                   | 31                   | 25                   | 6                | 20 521           | 20 517                             | 43             |
| \$400 to \$499 .....  | 118                      | —                 | 16                 | 7                    | 27                   | —                    | 29                   | 22                   | 5                    | 12               | 22 500           | 24 725                             | 19             |
| \$500 or more .....   | 23                       | —                 | 5                  | 5                    | —                    | —                    | —                    | —                    | —                    | 13               | 50 394           | 38 255                             | —              |
| No cash rent .....  | 104                      | 14                | 38                 | 13                   | 20                   | —                    | 6                    | —                    | —                    | 13               | 10 000           | 15 448                             | 14             |
| <b>Median</b> .....   | <b>\$220</b>             | <b>\$185</b>      | <b>\$218</b>       | <b>\$207</b>         | <b>\$232</b>         | <b>\$231</b>         | <b>\$251</b>         | <b>\$268</b>         | <b>\$322</b>         | <b>\$429</b>     | <b>...</b>       | <b>...</b>                         | <b>\$197</b>   |
| <b>GROSS RENT</b>   |                          |                   |                    |                      |                      |                      |                      |                      |                      |                  |                  |                                    |                |
| Less than \$100 .....                                       | 236                      | 134               | 46                 | 29                   | —                    | 10                   | 11                   | 6                    | —                    | —                | 4 355            | 6 059                              | 144            |
| \$100 to \$149 .....  | 248                      | 100               | 52                 | 9                    | 22                   | 32                   | 19                   | 14                   | —                    | —                | 6 304            | 9 755                              | 91             |
| \$150 to \$199 .....  | 651                      | 196               | 202                | 76                   | 37                   | 82                   | 25                   | 28                   | 5                    | —                | 8 187            | 9 612                              | 197            |
| \$200 to \$249 .....  | 1 017                    | 252               | 233                | 152                  | 91                   | 164                  | 85                   | 35                   | —                    | 5                | 10 387           | 10 789                             | 273            |
| \$250 to \$299 .....  | 685                      | 105               | 199                | 89                   | 33                   | 103                  | 78                   | 56                   | 22                   | —                | 11 081           | 13 168                             | 123            |
| \$300 to \$349 .....  | 367                      | 62                | 70                 | 27                   | 21                   | 69                   | 45                   | 47                   | 19                   | 7                | 15 265           | 16 192                             | 90             |
| \$350 to \$399 .....  | 224                      | 49                | 70                 | 8                    | 19                   | 14                   | 31                   | 25                   | 8                    | —                | 9 485            | 12 934                             | 85             |
| \$400 to \$499 .....  | 251                      | 22                | 35                 | 34                   | 21                   | 58                   | 33                   | 19                   | 23                   | 6                | 16 350           | 17 763                             | 76             |
| \$500 or more .....   | 122                      | —                 | 18                 | 5                    | 6                    | —                    | 34                   | 29                   | 5                    | 25               | 24 750           | 30 324                             | 5              |
| No cash rent .....  | 104                      | 14                | 38                 | 13                   | 20                   | —                    | 6                    | —                    | —                    | 13               | 10 000           | 15 448                             | 14             |
| <b>Median</b> .....   | <b>\$239</b>             | <b>\$205</b>      | <b>\$237</b>       | <b>\$228</b>         | <b>\$239</b>         | <b>\$246</b>         | <b>\$271</b>         | <b>\$294</b>         | <b>\$337</b>         | <b>\$500+</b>    | <b>...</b>       | <b>...</b>                         | <b>\$218</b>   |
| <b>GROSS RENT AS PERCENTAGE OF HOUSEHOLD INCOME IN 1979</b> |                          |                   |                    |                      |                      |                      |                      |                      |                      |                  |                  |                                    |                |
| Less than 15 percent .....                                  | 688                      | —                 | 28                 | 38                   | 29                   | 143                  | 174                  | 173                  | 60                   | 43               | 23 132           | 25 270                             | 22             |
| 15 to 19 percent .....                                      | 522                      | 11                | 24                 | 43                   | 43                   | 227                  | 100                  | 52                   | 22                   | —                | 18 389           | 18 596                             | 23             |
| 20 to 24 percent .....                                      | 441                      | 37                | 71                 | 96                   | 84                   | 79                   | 48                   | 26                   | —                    | —                | 12 991           | 13 684                             | 44             |
| 25 to 29 percent .....                                      | 428                      | 8                 | 140                | 152                  | 39                   | 42                   | 39                   | 8                    | —                    | —                | 11 086           | 12 062                             | 34             |
| 30 to 34 percent .....                                      | 214                      | 21                | 98                 | 39                   | 22                   | 34                   | —                    | —                    | —                    | —                | 9 375            | 9 696                              | 61             |
| 35 to 49 percent .....                                      | 463                      | 67                | 300                | 56                   | 33                   | 7                    | —                    | —                    | —                    | —                | 7 492            | 7 973                              | 114            |
| 50 percent or more .....                                    | 823                      | 554               | 264                | 5                    | —                    | —                    | —                    | —                    | —                    | —                | 3 855            | 3 751                              | 564            |
| Not computed .....  | 326                      | 236               | 38                 | 13                   | 20                   | —                    | 6                    | —                    | —                    | 13               | 2500—            | 4 784                              | 236            |
| <b>Median</b> .....   | <b>26.6</b>              | <b>50+</b>        | <b>39.6</b>        | <b>26.2</b>          | <b>23.2</b>          | <b>17.7</b>          | <b>15.3</b>          | <b>12.8</b>          | <b>11.3</b>          | <b>10.1</b>      | <b>...</b>       | <b>...</b>                         |                |

**Table B-51. Selected Monthly Owner Costs for Mortgaged Housing Units With an Asian or Pacific Islander Householder: 1980**

(Data are estimates based on a sample, see Introduction. For meaning of symbols, see Introduction. For definitions of terms, see appendixes A and B)

| Inside SMSA's   | Total        | Less than \$200 | \$200 to \$249 | \$250 to \$299 | \$300 to \$349 | \$350 to \$399 | \$400 to \$499 | \$500 to \$599 | \$600 to \$749 | \$750 or more | Median (dollars) |
|---|--------------|-----------------|----------------|----------------|----------------|----------------|----------------|----------------|----------------|---------------|------------------|
| <b>Specified owner-occupied housing units</b> -----                           | <b>3 662</b> | <b>136</b>      | <b>322</b>     | <b>341</b>     | <b>358</b>     | <b>271</b>     | <b>673</b>     | <b>524</b>     | <b>666</b>     | <b>371</b>    | <b>456</b>       |
| <b>PERSONS IN UNIT</b>  |              |                 |                |                |                |                |                |                |                |               |                  |
| 1 person -----  | 281          | 21              | 37             | 30             | 29             | 30             | 48             | 27             | 39             | 20            | 389              |
| 2 persons -----   | 867          | 70              | 85             | 74             | 89             | 92             | 146            | 92             | 154            | 65            | 412              |
| 3 persons -----   | 747          | 18              | 69             | 104            | 47             | 19             | 148            | 115            | 150            | 77            | 482              |
| 4 persons -----   | 938          | 20              | 81             | 66             | 112            | 81             | 187            | 151            | 156            | 84            | 460              |
| 5 persons -----   | 464          | 7               | 31             | 26             | 43             | 26             | 96             | 85             | 98             | 52            | 504              |
| 6 persons -----   | 186          | --              | 19             | 26             | 16             | 23             | 31             | 19             | 12             | 40            | 417              |
| 7 persons -----   | 107          | --              | --             | 15             | 15             | --             | 7              | 29             | 19             | 22            | 557              |
| 8 or more persons -----   | 72           | --              | --             | --             | 7              | --             | 10             | 6              | 38             | 11            | 651              |
| Median -----  | 3.41         | 2.17            | 3.07           | 3.14           | 3.63           | 3.21           | 3.46           | 3.69           | 3.43           | 3.78          | ...              |
| <b>HOUSEHOLD TYPE AND AGE OF HOUSEHOLDER</b>                                  |              |                 |                |                |                |                |                |                |                |               |                  |
| <b>Married-couple families</b> -----  | <b>2 878</b> | <b>77</b>       | <b>231</b>     | <b>250</b>     | <b>273</b>     | <b>184</b>     | <b>529</b>     | <b>422</b>     | <b>575</b>     | <b>337</b>    | <b>478</b>       |
| 15 to 24 years -----  | 55           | --              | 7              | --             | 2              | --             | 13             | 10             | 8              | 15            | 555              |
| 25 to 34 years -----  | 820          | 13              | 17             | 27             | 65             | 35             | 139            | 158            | 273            | 93            | 572              |
| 35 to 44 years -----  | 827          | 7               | 33             | 35             | 18             | 70             | 171            | 148            | 169            | 176           | 554              |
| 45 to 64 years -----  | 1 100        | 52              | 146            | 175            | 172            | 74             | 206            | 99             | 123            | 53            | 353              |
| 65 years and over -----   | 76           | 5               | 28             | 13             | 16             | 5              | --             | 7              | 2              | --            | 269              |
| <b>Male householder, no wife present</b> -----                                | <b>288</b>   | <b>24</b>       | <b>17</b>      | <b>22</b>      | <b>19</b>      | <b>83</b>      | <b>46</b>      | <b>49</b>      | <b>28</b>      | <b>469</b>    | <b>632</b>       |
| 15 to 24 years -----  | 30           | --              | --             | --             | 5              | 6              | --             | 19             | --             | --            | 632              |
| 25 to 34 years -----  | 115          | --              | 6              | --             | 7              | 42             | 19             | 23             | 16             | 503           |                  |
| 35 to 44 years -----  | 50           | --              | --             | 6              | 7              | 15             | 10             | --             | 12             | 440           |                  |
| 45 to 64 years -----  | 93           | --              | 18             | 11             | 15             | 20             | 17             | 7              | --             | 375           |                  |
| 65 years and over -----   | --           | --              | --             | --             | --             | --             | --             | --             | --             | --            |                  |
| <b>Female householder, no husband present</b> -----                           | <b>496</b>   | <b>59</b>       | <b>67</b>      | <b>74</b>      | <b>63</b>      | <b>68</b>      | <b>61</b>      | <b>56</b>      | <b>42</b>      | <b>6</b>      | <b>338</b>       |
| 15 to 24 years -----  | 6            | --              | 6              | --             | --             | --             | --             | --             | --             | --            | 225              |
| 25 to 34 years -----  | 131          | --              | 7              | 6              | 13             | 22             | 20             | 26             | 37             | --            | 492              |
| 35 to 44 years -----  | 106          | --              | 15             | 9              | 24             | 34             | 12             | 6              | --             | 6             | 357              |
| 45 to 64 years -----  | 231          | 59              | 39             | 59             | 19             | 8              | 29             | 13             | 5              | --            | 265              |
| 65 years and over -----   | 22           | --              | --             | --             | 7              | 4              | --             | 11             | --             | --            | 450              |
| Median age -----  | 42.0         | 52.2            | 50.8           | 52.5           | 48.0           | 41.9           | 41.0           | 39.0           | 34.3           | 37.8          | ...              |
| <b>YEAR HOUSEHOLDER MOVED INTO UNIT</b>                                       |              |                 |                |                |                |                |                |                |                |               |                  |
| 1979 to March 1980 -----  | 1 052        | 7               | 18             | 13             | 2              | 5              | 154            | 233            | 422            | 198           | 633              |
| 1975 to 1978 -----  | 1 315        | 13              | 48             | 30             | 109            | 146            | 349            | 234            | 227            | 159           | 489              |
| 1970 to 1974 -----  | 518          | 12              | 42             | 75             | 149            | 94             | 105            | 23             | 4              | 14            | 344              |
| 1960 to 1969 -----  | 631          | 65              | 196            | 192            | 80             | 23             | 48             | 21             | 6              | --            | 264              |
| 1959 or earlier -----   | 146          | 39              | 18             | 31             | 18             | 3              | 17             | 13             | 7              | --            | 276              |
| <b>ROOMS</b>  |              |                 |                |                |                |                |                |                |                |               |                  |
| 1 to 3 rooms -----  | 229          | --              | 7              | --             | 24             | 20             | 57             | 45             | 63             | 13            | 514              |
| 4 rooms -----   | 222          | 15              | 25             | 25             | 26             | 13             | 25             | 39             | 49             | 5             | 429              |
| 5 rooms -----   | 465          | 51              | 38             | 46             | 39             | 31             | 88             | 75             | 80             | 17            | 436              |
| 6 rooms -----   | 674          | 39              | 53             | 96             | 80             | 47             | 143            | 71             | 86             | 59            | 415              |
| 7 rooms -----   | 711          | 19              | 76             | 47             | 42             | 64             | 114            | 132            | 130            | 87            | 494              |
| 8 or more rooms -----   | 1 361        | 12              | 123            | 127            | 147            | 96             | 246            | 162            | 258            | 190           | 460              |
| Median -----  | 6.8          | 5.6             | 7.0            | 6.6            | 6.7            | 6.9            | 6.7            | 6.7            | 6.9            | 7.6           | ...              |
| <b>YEAR STRUCTURE BUILT</b>   |              |                 |                |                |                |                |                |                |                |               |                  |
| 1975 to March 1980 -----  | 1 043        | 7               | 11             | --             | 11             | 47             | 187            | 185            | 389            | 206           | 628              |
| 1970 to 1974 -----  | 637          | 7               | 6              | 19             | 120            | 66             | 165            | 97             | 82             | 75            | 450              |
| 1960 to 1969 -----  | 966          | 32              | 159            | 184            | 96             | 73             | 137            | 113            | 108            | 64            | 358              |
| 1950 to 1959 -----  | 658          | 45              | 93             | 99             | 70             | 46             | 127            | 97             | 67             | 14            | 374              |
| 1940 to 1949 -----  | 168          | 39              | 27             | 17             | 19             | 6              | 25             | 24             | 6              | 5             | 303              |
| 1939 or earlier -----   | 190          | 6               | 26             | 22             | 42             | 33             | 32             | 8              | 14             | 7             | 349              |
| <b>VALUE</b>  |              |                 |                |                |                |                |                |                |                |               |                  |
| Less than \$10,000 -----  | 9            | --              | 5              | 4              | --             | --             | --             | --             | --             | --            | 245              |
| \$10,000 to \$19,999 -----  | 13           | 6               | 7              | --             | --             | --             | --             | --             | --             | --            | 204              |
| \$20,000 to \$29,999 -----  | 32           | 6               | 12             | --             | 14             | --             | --             | --             | --             | --            | 242              |
| \$30,000 to \$39,999 -----  | 141          | 44              | 37             | 16             | 23             | 8              | 7              | --             | 6              | --            | 236              |
| \$40,000 to \$49,999 -----  | 338          | 25              | 61             | 27             | 26             | 69             | 58             | 62             | 10             | --            | 372              |
| \$50,000 to \$59,999 -----  | 588          | 24              | 98             | 52             | 65             | 34             | 146            | 83             | 86             | --            | 413              |
| \$60,000 to \$79,999 -----  | 1 352        | 24              | 93             | 163            | 186            | 99             | 247            | 197            | 292            | 51            | 437              |
| \$80,000 to \$99,999 -----  | 725          | 7               | 9              | 69             | 26             | 42             | 155            | 110            | 201            | 106           | 550              |
| \$100,000 to \$149,999 -----  | 406          | --              | --             | 10             | 18             | 19             | 54             | 69             | 71             | 165           | 670              |
| \$150,000 or more -----   | 58           | --              | --             | --             | --             | --             | 6              | 3              | --             | 49            | 750+             |
| Median -----  | \$70 500     | \$46 200        | \$54 000       | \$69 200       | \$64 400       | \$65 800       | \$71 400       | \$70 400       | \$76 200       | \$106 500     | ...              |
| <b>SELECTED MONTHLY OWNER COSTS AS PERCENTAGE OF HOUSEHOLD INCOME IN 1979</b> |              |                 |                |                |                |                |                |                |                |               |                  |
| Less than 15 percent -----  | 1 014        | 77              | 237            | 211            | 159            | 77             | 174            | 38             | 15             | 26            | 296              |
| 15 to 19 percent -----  | 576          | 6               | 27             | 65             | 92             | 65             | 136            | 86             | 67             | 32            | 424              |
| 20 to 24 percent -----  | 504          | 5               | 15             | 45             | 9              | 36             | 143            | 87             | 96             | 68            | 499              |
| 25 to 29 percent -----  | 469          | --              | 30             | 5              | 38             | 45             | 46             | 78             | 167            | 60            | 590              |
| 30 to 34 percent -----  | 335          | 6               | --             | 8              | 8              | 5              | 60             | 84             | 89             | 75            | 596              |
| 35 percent or more -----  | 764          | 42              | 13             | 7              | 52             | 43             | 114            | 151            | 232            | 110           | 574              |
| Not computed -----  | --           | --              | --             | --             | --             | --             | --             | --             | --             | --            | --               |
| Median -----  | 22.4         | 14.1            | 12.6           | 13.2           | 16.1           | 19.5           | 20.9           | 28.3           | 29.6           | 30.0          | ...              |
| <b>SELECTED CHARACTERISTICS</b>   |              |                 |                |                |                |                |                |                |                |               |                  |
| <b>Heating equipment</b> -----  | <b>3 656</b> | <b>136</b>      | <b>322</b>     | <b>341</b>     | <b>358</b>     | <b>271</b>     | <b>667</b>     | <b>524</b>     | <b>666</b>     | <b>371</b>    | <b>456</b>       |
| Steam or hot water system -----   | 340          | 9               | 7              | 26             | 43             | 31             | 45             | 36             | 77             | 66            | 525              |
| Central warm-air furnace or electric heat pump -----                          | 3 110        | 127             | 302            | 298            | 296            | 216            | 595            | 434            | 542            | 300           | 452              |
| Other built-in electric units -----   | 81           | --              | --             | --             | 6              | 12             | 14             | 11             | 33             | 5             | 577              |
| Floor, wall, or pipeless furnace -----  | 26           | --              | 7              | --             | --             | --             | 7              | 12             | --             | --            | 443              |
| Other means -----   | 99           | --              | 6              | 17             | 13             | 12             | 6              | 31             | 14             | --            | 413              |
| <b>Air conditioning</b> -----   | <b>879</b>   | <b>29</b>       | <b>67</b>      | <b>91</b>      | <b>57</b>      | <b>59</b>      | <b>238</b>     | <b>118</b>     | <b>137</b>     | <b>83</b>     | <b>454</b>       |
| Central system -----  | 558          | --              | 22             | 70             | 40             | 34             | 145            | 67             | 107            | 73            | 480              |
| 1 or more individual room units -----   | 321          | 29              | 45             | 21             | 17             | 25             | 93             | 51             | 30             | 10            | 419              |
| <b>House heating fuel</b> -----   | <b>3 656</b> | <b>136</b>      | <b>322</b>     | <b>341</b>     | <b>358</b>     | <b>271</b>     | <b>667</b>     | <b>524</b>     | <b>666</b>     | <b>371</b>    | <b>456</b>       |
| Utility gas -----   | 3 399        | 136             | 322            | 341            | 348            | 237            | 624            | 471            | 582            | 338           | 447              |
| Bottled, tank, or LP gas -----  | 23           | --              | --             | --             | 4              | --             | 7              | 12             | --             | --            | 504              |
| Electricity -----   | 220          | --              | --             | --             | 6              | 28             | 36             | 41             | 84             | 25            | 598              |
| Fuel oil, kerosene, etc. -----  | 8            | --              | --             | --             | --             | --             | --             | --             | --             | 8             | 750+             |
| Other -----   | 6            | --              | --             | --             | --             | 6              | --             | --             | --             | --            | 375              |

Table B — 50. **Income and Poverty Status in 1979 of Renter-Occupied Housing Units With an Asian or Pacific Islander Householder: 1980**

[Data are estimates based on a sample, see Introduction. For meaning of symbols, see Introduction. For definitions of terms, see appendixes A and B.]

| Inside SMSA's   | Household income in 1979 |                   |                    |                      |                      |                      |                      |                      |                      |                  |                  | Income in 1979 below poverty level |                |
|---|--------------------------|-------------------|--------------------|----------------------|----------------------|----------------------|----------------------|----------------------|----------------------|------------------|------------------|------------------------------------|----------------|
|   | Total                    | Less than \$5,000 | \$5,000 to \$9,999 | \$10,000 to \$12,499 | \$12,500 to \$14,999 | \$15,000 to \$19,999 | \$20,000 to \$24,999 | \$25,000 to \$34,999 | \$35,000 to \$49,999 | \$50,000 or more | Median (dollars) |                                    | Mean (dollars) |
| <b>Renter-occupied housing units</b> .....                  | <b>3 968</b>             | <b>957</b>        | <b>981</b>         | <b>448</b>           | <b>270</b>           | <b>532</b>           | <b>367</b>           | <b>275</b>           | <b>82</b>            | <b>56</b>        | <b>10 257</b>    | <b>12 453</b>                      | <b>1 123</b>   |
| <b>HOUSEHOLD TYPE AND AGE OF HOUSEHOLDER</b>                |                          |                   |                    |                      |                      |                      |                      |                      |                      |                  |                  |                                    |                |
| <b>Married-couple families</b> .....                        | <b>1 599</b>             | <b>279</b>        | <b>299</b>         | <b>215</b>           | <b>120</b>           | <b>293</b>           | <b>186</b>           | <b>103</b>           | <b>60</b>            | <b>44</b>        | <b>12 635</b>    | <b>15 010</b>                      | <b>409</b>     |
| 15 to 24 years .....  | 202                      | 49                | 58                 | 19                   | 10                   | 28                   | 18                   | 15                   | 5                    | —                | 9 651            | 11 717                             | 49             |
| 25 to 34 years .....  | 748                      | 135               | 120                | 132                  | 51                   | 143                  | 100                  | 36                   | 22                   | 9                | 12 254           | 13 905                             | 156            |
| 35 to 44 years .....  | 353                      | 62                | 58                 | 25                   | 6                    | 98                   | 35                   | 32                   | 25                   | 12               | 16 250           | 16 916                             | 97             |
| 45 to 64 years .....  | 234                      | 33                | 39                 | 25                   | 46                   | 14                   | 33                   | 13                   | 8                    | 23               | 13 587           | 18 712                             | 107            |
| 65 years and over .....                                     | 62                       | —                 | 24                 | 14                   | 7                    | 10                   | —                    | 7                    | —                    | —                | 11 250           | 14 253                             | —              |
| <b>Male householder, no wife present</b> .....              | <b>1 250</b>             | <b>277</b>        | <b>322</b>         | <b>125</b>           | <b>103</b>           | <b>161</b>           | <b>115</b>           | <b>128</b>           | <b>12</b>            | <b>7</b>         | <b>10 520</b>    | <b>12 377</b>                      | <b>274</b>     |
| 15 to 24 years .....  | 391                      | 134               | 102                | 39                   | 39                   | 26                   | 24                   | 22                   | 5                    | —                | 6 898            | 9 236                              | 151            |
| 25 to 34 years .....  | 474                      | 49                | 137                | 46                   | 54                   | 80                   | 47                   | 61                   | —                    | —                | 12 731           | 13 661                             | 81             |
| 35 to 44 years .....  | 157                      | 28                | 48                 | 16                   | 3                    | 22                   | 8                    | 32                   | —                    | —                | 10 391           | 12 734                             | 15             |
| 45 to 64 years .....  | 179                      | 30                | 22                 | 24                   | 7                    | 33                   | 36                   | 13                   | 7                    | 7                | 16 161           | 17 509                             | 21             |
| 65 years and over .....                                     | 49                       | 36                | 13                 | —                    | —                    | —                    | —                    | —                    | —                    | —                | 4 201            | 5 141                              | 6              |
| <b>Female householder, no husband present</b> .....         | <b>1 119</b>             | <b>401</b>        | <b>360</b>         | <b>108</b>           | <b>47</b>            | <b>78</b>            | <b>66</b>            | <b>44</b>            | <b>10</b>            | <b>5</b>         | <b>6 651</b>     | <b>8 883</b>                       | <b>440</b>     |
| 15 to 24 years .....  | 191                      | 66                | 83                 | 23                   | 6                    | 13                   | —                    | —                    | —                    | —                | 6 993            | 6 649                              | 91             |
| 25 to 34 years .....  | 384                      | 85                | 106                | 48                   | 35                   | 53                   | 20                   | 28                   | 4                    | 5                | 10 052           | 11 765                             | 103            |
| 35 to 44 years .....  | 160                      | 53                | 69                 | 6                    | —                    | 7                    | 19                   | —                    | 6                    | —                | 6 570            | 9 023                              | 74             |
| 45 to 64 years .....  | 176                      | 50                | 60                 | 31                   | 6                    | —                    | 22                   | 7                    | —                    | —                | 7 209            | 9 088                              | 57             |
| 65 years and over .....                                     | 208                      | 147               | 42                 | —                    | —                    | 5                    | 5                    | 9                    | —                    | —                | 4 014            | 5 332                              | 115            |
| <b>Median age</b> .....                                     | <b>32.3</b>              | <b>33.3</b>       | <b>31.7</b>        | <b>31.3</b>          | <b>29.7</b>          | <b>32.4</b>          | <b>33.3</b>          | <b>33.0</b>          | <b>35.8</b>          | <b>46.7</b>      | <b>...</b>       | <b>...</b>                         | <b>32.6</b>    |
| <b>YEAR HOUSEHOLDER MOVED INTO UNIT</b>                     |                          |                   |                    |                      |                      |                      |                      |                      |                      |                  |                  |                                    |                |
| 1979 to March 1980 .....                                    | 2 649                    | 694               | 665                | 328                  | 168                  | 349                  | 222                  | 162                  | 26                   | 35               | 9 702            | 11 619                             | 844            |
| 1975 to 1978 .....  | 948                      | 124               | 282                | 76                   | 75                   | 139                  | 104                  | 83                   | 51                   | 14               | 12 237           | 14 809                             | 177            |
| 1970 to 1974 .....  | 211                      | 78                | 22                 | 22                   | 7                    | 32                   | 21                   | 17                   | 5                    | 7                | 10 625           | 13 146                             | 60             |
| 1960 to 1969 .....  | 105                      | 36                | 7                  | 8                    | 13                   | 12                   | 16                   | 13                   | —                    | —                | 12 788           | 13 051                             | 27             |
| 1959 or earlier .....                                       | 55                       | 25                | 5                  | 14                   | 7                    | —                    | 4                    | —                    | —                    | —                | 8 750            | 8 221                              | 15             |
| <b>PLUMBING FACILITIES BY PERSONS PER ROOM</b>              |                          |                   |                    |                      |                      |                      |                      |                      |                      |                  |                  |                                    |                |
| <b>Complete plumbing for exclusive use</b> .....            | <b>3 743</b>             | <b>859</b>        | <b>963</b>         | <b>413</b>           | <b>270</b>           | <b>488</b>           | <b>350</b>           | <b>275</b>           | <b>82</b>            | <b>43</b>        | <b>10 300</b>    | <b>12 501</b>                      | <b>1 019</b>   |
| 0.50 or less .....  | 1 700                    | 337               | 495                | 135                  | 135                  | 246                  | 167                  | 136                  | 21                   | 28               | 10 333           | 12 882                             | 302            |
| 0.51 to 1.00 .....  | 1 359                    | 333               | 320                | 172                  | 77                   | 170                  | 127                  | 87                   | 61                   | 12               | 10 385           | 12 655                             | 385            |
| 1.01 to 1.50 .....  | 293                      | 84                | 72                 | 32                   | 20                   | 15                   | 31                   | 39                   | —                    | —                | 8 681            | 11 476                             | 138            |
| 1.51 or more .....  | 391                      | 105               | 76                 | 74                   | 38                   | 57                   | 25                   | 13                   | —                    | 3                | 10 490           | 11 081                             | 194            |
| <b>Lacking complete plumbing for exclusive use</b> .....    | <b>225</b>               | <b>98</b>         | <b>18</b>          | <b>35</b>            | <b>—</b>             | <b>44</b>            | <b>17</b>            | <b>—</b>             | <b>—</b>             | <b>13</b>        | <b>9 271</b>     | <b>11 652</b>                      | <b>104</b>     |
| 0.50 or less .....  | 71                       | 42                | 6                  | —                    | —                    | 6                    | 10                   | —                    | —                    | 7                | 4 350            | 11 024                             | 42             |
| 0.51 to 1.00 .....  | 65                       | 30                | 12                 | 9                    | —                    | 14                   | —                    | —                    | —                    | —                | 8 021            | 8 064                              | 23             |
| 1.01 to 1.50 .....  | 43                       | —                 | —                  | 26                   | —                    | 10                   | 7                    | —                    | —                    | —                | 12 067           | 14 812                             | 7              |
| 1.51 or more .....  | 46                       | 26                | —                  | —                    | —                    | 14                   | —                    | —                    | —                    | 6                | 4 375            | 14 739                             | 32             |
| <b>SELECTED CHARACTERISTICS</b>                             |                          |                   |                    |                      |                      |                      |                      |                      |                      |                  |                  |                                    |                |
| <b>Heating equipment</b> .....                              | <b>3 958</b>             | <b>947</b>        | <b>981</b>         | <b>448</b>           | <b>270</b>           | <b>532</b>           | <b>367</b>           | <b>275</b>           | <b>82</b>            | <b>56</b>        | <b>10 285</b>    | <b>12 483</b>                      | <b>1 113</b>   |
| Central heating system .....                                | 3 783                    | 893               | 960                | 436                  | 242                  | 515                  | 337                  | 262                  | 82                   | 56               | 10 221           | 12 489                             | 1 073          |
| <b>Air conditioning</b> .....                               | <b>1 729</b>             | <b>306</b>        | <b>486</b>         | <b>185</b>           | <b>111</b>           | <b>300</b>           | <b>146</b>           | <b>131</b>           | <b>30</b>            | <b>34</b>        | <b>10 980</b>    | <b>13 268</b>                      | <b>345</b>     |
| Central system .....  | 767                      | 149               | 203                | 69                   | 41                   | 142                  | 70                   | 57                   | 20                   | 16               | 11 141           | 13 598                             | 152            |
| <b>Vehicles available</b> .....                             | <b>3 125</b>             | <b>463</b>        | <b>790</b>         | <b>410</b>           | <b>254</b>           | <b>483</b>           | <b>346</b>           | <b>247</b>           | <b>82</b>            | <b>50</b>        | <b>11 887</b>    | <b>14 136</b>                      | <b>645</b>     |
| 1 .....   | 2 069                    | 377               | 656                | 264                  | 132                  | 300                  | 189                  | 113                  | 16                   | 22               | 10 014           | 12 034                             | 461            |
| 2 or more .....   | 1 056                    | 86                | 134                | 146                  | 122                  | 183                  | 157                  | 134                  | 66                   | 28               | 16 299           | 18 255                             | 184            |
| <b>House heating fuel</b> .....                             | <b>3 958</b>             | <b>947</b>        | <b>981</b>         | <b>448</b>           | <b>270</b>           | <b>532</b>           | <b>367</b>           | <b>275</b>           | <b>82</b>            | <b>56</b>        | <b>10 285</b>    | <b>12 483</b>                      | <b>1 113</b>   |
| Utility gas .....   | 3 063                    | 659               | 758                | 373                  | 196                  | 405                  | 326                  | 234                  | 68                   | 44               | 10 767           | 13 042                             | 789            |
| Bottled, tank, or LP gas .....                              | 72                       | 28                | 15                 | 10                   | 9                    | —                    | 3                    | 7                    | —                    | —                | 8 833            | 9 299                              | 24             |
| Electricity .....   | 725                      | 203               | 186                | 55                   | 65                   | 127                  | 38                   | 25                   | 14                   | 12               | 9 151            | 11 109                             | 245            |
| Fuel oil, kerosene, etc. .....                              | 44                       | 22                | 7                  | 6                    | —                    | —                    | —                    | 9                    | —                    | —                | 5 000            | 9 875                              | 29             |
| Other .....   | 54                       | 35                | 15                 | 4                    | —                    | —                    | —                    | —                    | —                    | —                | 4 429            | 5 614                              | 26             |
| <b>Median rooms</b> .....                                   | <b>3.5</b>               | <b>3.1</b>        | <b>3.4</b>         | <b>3.5</b>           | <b>3.7</b>           | <b>3.6</b>           | <b>3.7</b>           | <b>4.1</b>           | <b>4.7</b>           | <b>4.3</b>       | <b>...</b>       | <b>...</b>                         | <b>3.5</b>     |
| <b>Specified renter-occupied housing units</b> .....        | <b>3 905</b>             | <b>934</b>        | <b>963</b>         | <b>442</b>           | <b>270</b>           | <b>532</b>           | <b>367</b>           | <b>259</b>           | <b>82</b>            | <b>56</b>        | <b>10 314</b>    | <b>12 472</b>                      | <b>1 098</b>   |
| <b>CONTRACT RENT</b>  |                          |                   |                    |                      |                      |                      |                      |                      |                      |                  |                  |                                    |                |
| Less than \$100 .....                                       | 303                      | 164               | 53                 | 37                   | —                    | 23                   | 15                   | 11                   | —                    | —                | 4 641            | 6 924                              | 173            |
| \$100 to \$149 .....  | 349                      | 97                | 100                | 40                   | 30                   | 40                   | 20                   | 16                   | 6                    | —                | 8 520            | 10 688                             | 109            |
| \$150 to \$199 .....  | 841                      | 295               | 200                | 120                  | 50                   | 95                   | 36                   | 40                   | 5                    | —                | 8 019            | 9 412                              | 279            |
| \$200 to \$249 .....  | 999                      | 199               | 251                | 115                  | 81                   | 201                  | 107                  | 35                   | 5                    | 5                | 11 076           | 11 805                             | 225            |
| \$250 to \$299 .....  | 683                      | 113               | 181                | 76                   | 42                   | 90                   | 89                   | 76                   | 16                   | —                | 11 563           | 13 382                             | 149            |
| \$300 to \$349 .....  | 290                      | 32                | 97                 | 12                   | 20                   | 47                   | 27                   | 28                   | 20                   | 7                | 13 000           | 15 937                             | 87             |
| \$350 to \$399 .....  | 195                      | 20                | 22                 | 17                   | —                    | 36                   | 38                   | 31                   | 25                   | 6                | 20 521           | 20 517                             | 43             |
| \$400 to \$499 .....  | 118                      | —                 | 16                 | 7                    | 27                   | —                    | 29                   | 22                   | 5                    | 12               | 22 500           | 24 725                             | 19             |
| \$500 or more .....   | 23                       | —                 | 5                  | 5                    | —                    | —                    | —                    | —                    | —                    | 13               | 50 394           | 38 255                             | —              |
| No cash rent .....  | 104                      | 14                | 38                 | 13                   | 20                   | —                    | 6                    | —                    | —                    | 13               | 10 000           | 15 448                             | 14             |
| <b>Median</b> .....   | <b>\$220</b>             | <b>\$185</b>      | <b>\$218</b>       | <b>\$207</b>         | <b>\$232</b>         | <b>\$231</b>         | <b>\$251</b>         | <b>\$268</b>         | <b>\$322</b>         | <b>\$429</b>     | <b>...</b>       | <b>...</b>                         | <b>\$197</b>   |
| <b>GROSS RENT</b>   |                          |                   |                    |                      |                      |                      |                      |                      |                      |                  |                  |                                    |                |
| Less than \$100 .....                                       | 236                      | 134               | 46                 | 29                   | —                    | 10                   | 11                   | 6                    | —                    | —                | 4 355            | 6 059                              | 144            |
| \$100 to \$149 .....  | 248                      | 100               | 52                 | 9                    | 22                   | 32                   | 19                   | 14                   | —                    | —                | 6 304            | 9 755                              | 91             |
| \$150 to \$199 .....  | 651                      | 196               | 202                | 76                   | 37                   | 82                   | 25                   | 28                   | 5                    | —                | 8 187            | 9 612                              | 197            |
| \$200 to \$249 .....  | 1 017                    | 252               | 233                | 152                  | 91                   | 164                  | 85                   | 35                   | —                    | 5                | 10 387           | 10 789                             | 273            |
| \$250 to \$299 .....  | 685                      | 105               | 199                | 89                   | 33                   | 103                  | 78                   | 56                   | 22                   | —                | 11 081           | 13 168                             | 123            |
| \$300 to \$349 .....  | 367                      | 62                | 70                 | 27                   | 21                   | 69                   | 45                   | 47                   | 19                   | 7                | 15 265           | 16 192                             | 90             |
| \$350 to \$399 .....  | 224                      | 49                | 70                 | 8                    | 19                   | 14                   | 31                   | 25                   | 8                    | —                | 9 485            | 12 934                             | 85             |
| \$400 to \$499 .....  | 251                      | 22                | 35                 | 34                   | 21                   | 58                   | 33                   | 19                   | 23                   | 6                | 16 350           | 17 763                             | 76             |
| \$500 or more .....   | 122                      | —                 | 18                 | 5                    | 6                    | —                    | 34                   | 29                   | 5                    | 25               | 24 750           | 30 324                             | 5              |
| No cash rent .....  | 104                      | 14                | 38                 | 13                   | 20                   | —                    | 6                    | —                    | —                    | 13               | 10 000           | 15 448                             | 14             |
| <b>Median</b> .....   | <b>\$239</b>             | <b>\$205</b>      | <b>\$237</b>       | <b>\$228</b>         | <b>\$239</b>         | <b>\$246</b>         | <b>\$271</b>         | <b>\$294</b>         | <b>\$337</b>         | <b>\$500+</b>    | <b>...</b>       | <b>...</b>                         | <b>\$218</b>   |
| <b>GROSS RENT AS PERCENTAGE OF HOUSEHOLD INCOME IN 1979</b> |                          |                   |                    |                      |                      |                      |                      |                      |                      |                  |                  |                                    |                |
| Less than 15 percent .....                                  | 688                      | —                 | 28                 | 38                   | 29                   | 143                  | 174                  | 173                  | 60                   | 43               | 23 132           | 25 270                             | 22             |
| 15 to 19 percent .....                                      | 522                      | 11                | 24                 | 43                   | 43                   | 227                  | 100                  | 52                   | 22                   | —                | 18 389           | 18 596                             | 23             |
| 20 to 24 percent .....                                      | 441                      | 37                | 71                 | 96                   | 84                   | 79                   | 48                   | 26                   | —                    | —                | 12 991           | 13 684                             | 44             |
| 25 to 29 percent .....                                      | 428                      | 8                 | 140                | 152                  | 39                   | 42                   | 39                   | 8                    | —                    | —                | 11 086           | 12 062                             | 34             |
| 30 to 34 percent .....                                      | 214                      | 21                | 98                 | 39                   | 22                   | 34                   | —                    | —                    | —                    | —                | 9 375            | 9 696                              | 61             |
| 35 to 49 percent .....                                      | 463                      | 67                | 300                | 56                   | 33                   | 7                    | —                    | —                    | —                    | —                | 7 492            | 7 973                              | 114            |
| 50 percent or   |                          |                   |                    |                      |                      |                      |                      |                      |                      |                  |                  |                                    |                |

**Table B—51. Selected Monthly Owner Costs for Mortgaged Housing Units With an Asian or Pacific Islander Householder: 1980**

[Data are estimates based on a sample, see Introduction. For meaning of symbols, see Introduction. For definitions of terms, see appendixes A and B]

| Inside SMSA's   | Total        | Less than \$200 | \$200 to \$249 | \$250 to \$299 | \$300 to \$349 | \$350 to \$399 | \$400 to \$499 | \$500 to \$599 | \$600 to \$749 | \$750 or more | Median (dollars) |
|---|--------------|-----------------|----------------|----------------|----------------|----------------|----------------|----------------|----------------|---------------|------------------|
| <b>Specified owner-occupied housing units</b> -----                           | <b>3 662</b> | <b>136</b>      | <b>322</b>     | <b>341</b>     | <b>358</b>     | <b>271</b>     | <b>673</b>     | <b>524</b>     | <b>666</b>     | <b>371</b>    | <b>456</b>       |
| <b>PERSONS IN UNIT</b>  |              |                 |                |                |                |                |                |                |                |               |                  |
| 1 person -----  | 281          | 21              | 37             | 30             | 29             | 30             | 48             | 27             | 39             | 20            | 389              |
| 2 persons -----   | 867          | 70              | 85             | 74             | 89             | 92             | 146            | 92             | 154            | 65            | 412              |
| 3 persons -----   | 747          | 18              | 69             | 104            | 47             | 19             | 148            | 115            | 150            | 77            | 482              |
| 4 persons -----   | 938          | 20              | 81             | 66             | 112            | 81             | 187            | 151            | 156            | 84            | 460              |
| 5 persons -----   | 464          | 7               | 31             | 26             | 43             | 26             | 96             | 85             | 98             | 52            | 504              |
| 6 persons -----   | 186          | —               | 19             | 26             | 16             | 23             | 31             | 19             | 12             | 40            | 417              |
| 7 persons -----   | 107          | —               | —              | 15             | 15             | —              | 7              | 29             | 19             | 22            | 557              |
| 8 or more persons -----   | 72           | —               | —              | —              | 7              | —              | 10             | 6              | 38             | 11            | 651              |
| Median -----  | 3.41         | 2.17            | 3.07           | 3.14           | 3.63           | 3.21           | 3.46           | 3.69           | 3.43           | 3.78          | ...              |
| <b>HOUSEHOLD TYPE AND AGE OF HOUSEHOLDER</b>                                  |              |                 |                |                |                |                |                |                |                |               |                  |
| <b>Married-couple families</b> -----  | <b>2 878</b> | <b>77</b>       | <b>231</b>     | <b>250</b>     | <b>273</b>     | <b>184</b>     | <b>529</b>     | <b>422</b>     | <b>575</b>     | <b>337</b>    | <b>478</b>       |
| 15 to 24 years -----  | 55           | —               | 7              | —              | 2              | —              | 13             | 10             | 8              | 15            | 555              |
| 25 to 34 years -----  | 820          | 13              | 17             | 27             | 65             | 35             | 139            | 158            | 273            | 93            | 572              |
| 35 to 44 years -----  | 827          | 7               | 33             | 35             | 18             | 70             | 171            | 148            | 169            | 176           | 554              |
| 45 to 64 years -----  | 1 100        | 52              | 146            | 175            | 172            | 74             | 206            | 99             | 123            | 53            | 353              |
| 65 years and over -----   | 76           | 5               | 28             | 13             | 16             | 5              | —              | 7              | 2              | —             | 269              |
| <b>Male householder, no wife present</b> -----                                | <b>288</b>   | <b>—</b>        | <b>24</b>      | <b>17</b>      | <b>22</b>      | <b>19</b>      | <b>83</b>      | <b>46</b>      | <b>49</b>      | <b>28</b>     | <b>469</b>       |
| 15 to 24 years -----  | 30           | —               | —              | —              | —              | 5              | 6              | —              | 19             | —             | 632              |
| 25 to 34 years -----  | 115          | —               | 6              | —              | 7              | 2              | 42             | 19             | 23             | 16            | 503              |
| 35 to 44 years -----  | 50           | —               | —              | 6              | —              | 7              | 15             | 10             | —              | 12            | 440              |
| 45 to 64 years -----  | 93           | —               | 18             | 11             | 15             | 5              | 20             | 17             | 7              | —             | 375              |
| 65 years and over -----   | —            | —               | —              | —              | —              | —              | —              | —              | —              | —             | —                |
| <b>Female householder, no husband present</b> -----                           | <b>496</b>   | <b>59</b>       | <b>67</b>      | <b>74</b>      | <b>63</b>      | <b>68</b>      | <b>61</b>      | <b>56</b>      | <b>42</b>      | <b>6</b>      | <b>338</b>       |
| 15 to 24 years -----  | 6            | —               | 6              | —              | —              | —              | —              | —              | —              | —             | 225              |
| 25 to 34 years -----  | 131          | —               | 7              | 6              | 13             | 22             | 20             | 26             | 37             | —             | 492              |
| 35 to 44 years -----  | 106          | —               | 15             | 9              | 24             | 34             | 12             | 6              | —              | 6             | 357              |
| 45 to 64 years -----  | 231          | 59              | 39             | 59             | 19             | 8              | 29             | 13             | 5              | —             | 265              |
| 65 years and over -----   | 22           | —               | —              | —              | 7              | 4              | —              | 11             | —              | —             | 450              |
| Median age -----  | 42.0         | 52.2            | 50.8           | 52.5           | 48.0           | 41.9           | 41.0           | 39.0           | 34.3           | 37.8          | ...              |
| <b>YEAR HOUSEHOLDER MOVED INTO UNIT</b>                                       |              |                 |                |                |                |                |                |                |                |               |                  |
| 1979 to March 1980 -----  | 1 052        | 7               | 18             | 13             | 2              | 5              | 154            | 233            | 422            | 198           | 633              |
| 1975 to 1978 -----  | 1 315        | 13              | 48             | 30             | 109            | 146            | 349            | 234            | 227            | 159           | 489              |
| 1970 to 1974 -----  | 518          | 12              | 42             | 75             | 149            | 94             | 105            | 23             | 4              | 14            | 344              |
| 1960 to 1969 -----  | 631          | 65              | 196            | 192            | 80             | 23             | 48             | 21             | 6              | —             | 264              |
| 1959 or earlier -----   | 146          | 39              | 18             | 31             | 18             | 3              | 17             | 13             | 7              | —             | 276              |
| <b>ROOMS</b>  |              |                 |                |                |                |                |                |                |                |               |                  |
| 1 to 3 rooms -----  | 229          | —               | 7              | —              | 24             | 20             | 57             | 45             | 63             | 13            | 514              |
| 4 rooms -----   | 222          | 15              | 25             | 25             | 26             | 13             | 25             | 39             | 49             | 5             | 429              |
| 5 rooms -----   | 465          | 51              | 38             | 46             | 39             | 31             | 88             | 75             | 80             | 17            | 436              |
| 6 rooms -----   | 674          | 39              | 53             | 96             | 80             | 47             | 143            | 71             | 86             | 59            | 415              |
| 7 rooms -----   | 711          | 19              | 76             | 47             | 42             | 64             | 114            | 132            | 130            | 87            | 494              |
| 8 or more rooms -----   | 1 361        | 12              | 123            | 127            | 147            | 96             | 246            | 162            | 258            | 190           | 460              |
| Median -----  | 6.8          | 5.6             | 7.0            | 6.6            | 6.7            | 6.9            | 6.7            | 6.7            | 6.9            | 7.6           | ...              |
| <b>YEAR STRUCTURE BUILT</b>   |              |                 |                |                |                |                |                |                |                |               |                  |
| 1975 to March 1980 -----  | 1 043        | 7               | 11             | —              | 11             | 47             | 187            | 185            | 389            | 206           | 628              |
| 1970 to 1974 -----  | 637          | 7               | 6              | 19             | 120            | 66             | 165            | 97             | 82             | 75            | 450              |
| 1960 to 1969 -----  | 966          | 32              | 159            | 184            | 96             | 73             | 137            | 113            | 108            | 64            | 358              |
| 1950 to 1959 -----  | 658          | 45              | 93             | 99             | 70             | 46             | 127            | 97             | 67             | 14            | 374              |
| 1940 to 1949 -----  | 168          | 39              | 27             | 17             | 19             | 6              | 25             | 24             | 6              | 5             | 303              |
| 1939 or earlier -----   | 190          | 6               | 26             | 22             | 42             | 33             | 32             | 8              | 14             | 7             | 349              |
| <b>VALUE</b>  |              |                 |                |                |                |                |                |                |                |               |                  |
| Less than \$10,000 -----  | 9            | —               | 5              | 4              | —              | —              | —              | —              | —              | —             | 245              |
| \$10,000 to \$19,999 -----  | 13           | 6               | 7              | —              | —              | —              | —              | —              | —              | —             | 204              |
| \$20,000 to \$29,999 -----  | 32           | 6               | 12             | —              | 14             | —              | —              | —              | —              | —             | 242              |
| \$30,000 to \$39,999 -----  | 141          | 44              | 37             | 16             | 23             | 8              | 7              | —              | 6              | —             | 236              |
| \$40,000 to \$49,999 -----  | 338          | 25              | 61             | 27             | 26             | 69             | 58             | 62             | 10             | —             | 372              |
| \$50,000 to \$59,999 -----  | 588          | 24              | 98             | 52             | 65             | 34             | 146            | 83             | 86             | —             | 413              |
| \$60,000 to \$79,999 -----  | 1 352        | 24              | 93             | 163            | 186            | 99             | 247            | 197            | 292            | 51            | 437              |
| \$80,000 to \$99,999 -----  | 725          | 7               | 9              | 69             | 42             | 155            | 110            | 201            | 201            | 106           | 550              |
| \$100,000 to \$149,999 -----  | 406          | —               | —              | 10             | 18             | 19             | 54             | 69             | 71             | 165           | 670              |
| \$150,000 or more -----   | 58           | —               | —              | —              | —              | —              | 6              | 3              | —              | 49            | 750+             |
| Median -----  | \$70 500     | \$46 200        | \$54 000       | \$69 200       | \$64 400       | \$65 800       | \$71 400       | \$70 400       | \$76 200       | \$106 500     | ...              |
| <b>SELECTED MONTHLY OWNER COSTS AS PERCENTAGE OF HOUSEHOLD INCOME IN 1979</b> |              |                 |                |                |                |                |                |                |                |               |                  |
| Less than 15 percent -----  | 1 014        | 77              | 237            | 211            | 159            | 77             | 174            | 38             | 15             | 26            | 296              |
| 15 to 19 percent -----  | 576          | 6               | 27             | 65             | 92             | 65             | 136            | 86             | 67             | 32            | 424              |
| 20 to 24 percent -----  | 504          | 5               | 15             | 45             | 9              | 36             | 143            | 87             | 96             | 68            | 499              |
| 25 to 29 percent -----  | 469          | —               | 30             | 5              | 38             | 45             | 46             | 78             | 167            | 60            | 590              |
| 30 to 34 percent -----  | 335          | 6               | —              | 8              | 8              | 5              | 60             | 84             | 89             | 75            | 596              |
| 35 percent or more -----  | 764          | 42              | 13             | 7              | 52             | 43             | 114            | 151            | 232            | 110           | 574              |
| Not computed -----  | —            | —               | —              | —              | —              | —              | —              | —              | —              | —             | —                |
| Median -----  | 22.4         | 14.1            | 12.6           | 13.2           | 16.1           | 19.5           | 20.9           | 28.3           | 29.6           | 30.0          | ...              |
| <b>SELECTED CHARACTERISTICS</b>   |              |                 |                |                |                |                |                |                |                |               |                  |
| <b>Heating equipment</b> -----  | <b>3 656</b> | <b>136</b>      | <b>322</b>     | <b>341</b>     | <b>358</b>     | <b>271</b>     | <b>667</b>     | <b>524</b>     | <b>666</b>     | <b>371</b>    | <b>456</b>       |
| Steam or hot water system -----   | 340          | 9               | 7              | 26             | 43             | 31             | 45             | 36             | 77             | 66            | 525              |
| Central warm-air furnace or electric heat pump -----                          | 3 110        | 127             | 302            | 298            | 296            | 216            | 595            | 434            | 542            | 300           | 452              |
| Other built-in electric units -----   | 81           | —               | —              | —              | 6              | 12             | 14             | 11             | 33             | 5             | 577              |
| Floor, wall, or pipeless furnace -----  | 26           | —               | 7              | —              | —              | —              | 7              | 12             | —              | —             | 443              |
| Other means -----   | 99           | —               | 6              | 17             | 13             | 12             | 6              | 31             | 14             | —             | 413              |
| <b>Air conditioning</b> -----   | <b>879</b>   | <b>29</b>       | <b>67</b>      | <b>91</b>      | <b>57</b>      | <b>59</b>      | <b>238</b>     | <b>118</b>     | <b>137</b>     | <b>83</b>     | <b>454</b>       |
| Central system -----  | 558          | —               | 22             | 70             | 40             | 34             | 145            | 67             | 107            | 73            | 480              |
| 1 or more individual room units -----   | 321          | 29              | 45             | 21             | 17             | 25             | 93             | 51             | 30             | 10            | 419              |
| <b>House heating fuel</b> -----   | <b>3 656</b> | <b>136</b>      | <b>322</b>     | <b>341</b>     | <b>358</b>     | <b>271</b>     | <b>667</b>     | <b>524</b>     | <b>666</b>     | <b>371</b>    | <b>456</b>       |
| Utility gas -----   | 3 399        | 136             | 322            | 341            | 348            | 237            | 624            | 471            | 582            | 338           | 447              |
| Bottled, tank, or LP gas -----  | 23           | —               | —              | —              | 4              | —              | 7              | 12             | —              | —             | 504              |
| Electricity -----   | 220          | —               | —              | —              | 6              | 28             | 36             | 41             | 84             | 25            | 598              |
| Fuel oil, kerosene, etc. -----  | 8            | —               | —              | —              | —              | —              | —              | —              | —              | 8             | 750+             |
| Other -----   | 6            | —               | —              | —              | —              | 6              | —              | —              | —              | —             | 375              |

Table B—52. Selected Monthly Owner Costs for Not Mortgaged Housing Units With an Asian or Pacific Islander Householder: 1980

[Data are estimates based on a sample, see Introduction. For meaning of symbols, see Introduction. For definitions of terms, see appendixes A and B]

| Inside SMSA's   | Total      | Less than \$50 | \$50 to \$74 | \$75 to \$99 | \$100 to \$124 | \$125 to \$149 | \$150 to \$199 | \$200 to \$249 | \$250 or more | Median (dollars) |
|---|------------|----------------|--------------|--------------|----------------|----------------|----------------|----------------|---------------|------------------|
| <b>Specified owner-occupied housing units</b> .....                           | <b>428</b> | —              | 4            | 45           | 91             | 95             | 111            | 52             | 30            | 144              |
| <b>PERSONS IN UNIT</b>  |            |                |              |              |                |                |                |                |               |                  |
| 1 person .....  | 88         | —              | —            | 9            | 37             | 14             | 15             | 13             | —             | 124              |
| 2 persons .....   | 175        | —              | 4            | 15           | 31             | 45             | 42             | 26             | 12            | 146              |
| 3 persons .....   | 108        | —              | —            | 14           | 18             | 26             | 39             | —              | 11            | 146              |
| 4 persons .....   | 35         | —              | —            | —            | 5              | 10             | 6              | 7              | 7             | 171              |
| 5 persons .....   | —          | —              | —            | —            | —              | —              | —              | —              | —             | —                |
| 6 persons .....   | 7          | —              | —            | 7            | —              | —              | —              | —              | —             | 88               |
| 7 persons .....   | —          | —              | —            | —            | —              | —              | —              | —              | —             | —                |
| 8 or more persons .....   | 15         | —              | —            | —            | —              | —              | 9              | 6              | —             | 192              |
| Median .....  | 2.22       | —              | 2.00         | 2.40         | 1.77           | 2.24           | 2.46           | 2.00           | 2.77          | ...              |
| <b>HOUSEHOLD TYPE AND AGE OF HOUSEHOLDER</b>                                  |            |                |              |              |                |                |                |                |               |                  |
| <b>Married-couple families</b> .....  | <b>281</b> | —              | 4            | 27           | 38             | 74             | 69             | 39             | 30            | 149              |
| 15 to 24 years .....  | 10         | —              | —            | —            | —              | —              | 10             | —              | —             | 175              |
| 25 to 34 years .....  | 26         | —              | —            | 7            | —              | —              | 8              | 11             | —             | 188              |
| 35 to 44 years .....  | 12         | —              | —            | —            | 5              | —              | —              | 7              | —             | 207              |
| 45 to 64 years .....  | 153        | —              | 4            | 14           | 29             | 44             | 38             | 7              | 17            | 142              |
| 65 years and over .....   | 80         | —              | —            | 6            | 4              | 30             | 13             | 14             | 13            | 150              |
| <b>Male householder, no wife present</b> .....                                | <b>67</b>  | —              | —            | 10           | 21             | 13             | 23             | —              | —             | 130              |
| 15 to 24 years .....  | —          | —              | —            | —            | —              | —              | —              | —              | —             | —                |
| 25 to 34 years .....  | 16         | —              | —            | 3            | —              | 13             | —              | —              | —             | 135              |
| 35 to 44 years .....  | —          | —              | —            | —            | —              | —              | —              | —              | —             | —                |
| 45 to 64 years .....  | 24         | —              | —            | 7            | 13             | —              | 4              | —              | —             | 110              |
| 65 years and over .....   | 27         | —              | —            | —            | 8              | —              | 19             | —              | —             | 164              |
| <b>Female householder, no husband present</b> .....                           | <b>80</b>  | —              | —            | 8            | 32             | 8              | 19             | 13             | —             | 125              |
| 15 to 24 years .....  | —          | —              | —            | —            | —              | —              | —              | —              | —             | —                |
| 25 to 34 years .....  | —          | —              | —            | —            | —              | —              | —              | —              | —             | —                |
| 35 to 44 years .....  | —          | —              | —            | —            | —              | —              | —              | —              | —             | —                |
| 45 to 64 years .....  | 23         | —              | —            | —            | 9              | —              | 14             | —              | —             | 159              |
| 65 years and over .....   | 57         | —              | —            | 8            | 23             | 8              | 5              | 13             | —             | 122              |
| Median age .....  | 61.7       | —              | 62.5         | 53.4         | 63.5           | 61.8           | 59.6           | 65.7           | 63.0          | ...              |
| <b>YEAR HOUSEHOLDER MOVED INTO UNIT</b>                                       |            |                |              |              |                |                |                |                |               |                  |
| 1979 to March 1980 .....  | 37         | —              | —            | 13           | —              | —              | 24             | —              | —             | 161              |
| 1975 to 1978 .....  | 63         | —              | —            | —            | 5              | 14             | 14             | 18             | 12            | 195              |
| 1970 to 1974 .....  | 59         | —              | —            | —            | —              | 19             | 33             | 7              | —             | 166              |
| 1960 to 1969 .....  | 115        | —              | —            | 15           | 27             | 19             | 34             | 15             | 5             | 145              |
| 1959 or earlier .....   | 154        | —              | 4            | 17           | 59             | 43             | 6              | 12             | 13            | 124              |
| <b>ROOMS</b>  |            |                |              |              |                |                |                |                |               |                  |
| 1 to 3 rooms .....  | 17         | —              | —            | 7            | 10             | —              | —              | —              | —             | 104              |
| 4 rooms .....   | 57         | —              | —            | 15           | 19             | 5              | 5              | 13             | —             | 118              |
| 5 rooms .....   | 113        | —              | —            | 23           | 18             | 27             | 32             | 7              | 6             | 139              |
| 6 rooms .....   | 122        | —              | 4            | —            | 14             | 24             | 44             | 25             | 11            | 172              |
| 7 rooms .....   | 34         | —              | —            | —            | 4              | 20             | 4              | —              | 6             | 141              |
| 8 or more rooms .....   | 85         | —              | —            | —            | 26             | 19             | 26             | 7              | 7             | 147              |
| Median .....  | 5.7        | —              | 6.0          | 4.5          | 5.4            | 6.1            | 5.9            | 5.7            | 6.3           | ...              |
| <b>YEAR STRUCTURE BUILT</b>   |            |                |              |              |                |                |                |                |               |                  |
| 1975 to March 1980 .....  | 37         | —              | —            | —            | —              | 7              | 24             | 6              | —             | 174              |
| 1970 to 1974 .....  | 57         | —              | —            | —            | —              | 26             | 19             | 12             | —             | 157              |
| 1960 to 1969 .....  | 80         | —              | —            | 7            | 2              | 19             | 20             | 15             | 17            | 180              |
| 1950 to 1959 .....  | 111        | —              | —            | 18           | 27             | 22             | 37             | 7              | —             | 137              |
| 1940 to 1949 .....  | 57         | —              | —            | 6            | 34             | —              | 6              | 5              | 6             | 117              |
| 1939 or earlier .....   | 86         | —              | 4            | 14           | 28             | 21             | 5              | 7              | 7             | 122              |
| <b>VALUE</b>  |            |                |              |              |                |                |                |                |               |                  |
| Less than \$10,000 .....  | —          | —              | —            | —            | —              | —              | —              | —              | —             | —                |
| \$10,000 to \$19,999 .....  | 2          | —              | —            | —            | 2              | —              | —              | —              | —             | 113              |
| \$20,000 to \$29,999 .....  | 5          | —              | —            | —            | 5              | —              | —              | —              | —             | 113              |
| \$30,000 to \$39,999 .....  | 34         | —              | —            | 23           | 11             | —              | —              | —              | —             | 93               |
| \$40,000 to \$49,999 .....  | 54         | —              | 4            | 7            | 24             | 10             | 9              | —              | —             | 117              |
| \$50,000 to \$59,999 .....  | 109        | —              | —            | 7            | 15             | 45             | 21             | 10             | 11            | 143              |
| \$60,000 to \$79,999 .....  | 138        | —              | —            | 8            | 34             | 26             | 36             | 28             | 6             | 151              |
| \$80,000 to \$99,999 .....  | 32         | —              | —            | —            | —              | 14             | 11             | 7              | —             | 159              |
| \$100,000 to \$149,999 .....  | 48         | —              | —            | —            | —              | —              | 34             | 7              | 7             | 185              |
| \$150,000 or more .....   | 6          | —              | —            | —            | —              | —              | —              | —              | 6             | 250+             |
| Median .....  | \$61 600   | —              | \$47 500     | \$39 200     | \$52 500       | \$58 800       | \$68 900       | \$70 700       | \$73 300      | ...              |
| <b>SELECTED MONTHLY OWNER COSTS AS PERCENTAGE OF HOUSEHOLD INCOME IN 1979</b> |            |                |              |              |                |                |                |                |               |                  |
| Less than 10 percent .....  | 215        | —              | 4            | 37           | 30             | 63             | 31             | 32             | 18            | 139              |
| 10 to 14 percent .....  | 80         | —              | —            | 8            | 25             | 12             | 28             | 7              | —             | 140              |
| 15 to 19 percent .....  | 41         | —              | —            | —            | 23             | —              | 12             | —              | 6             | 122              |
| 20 to 24 percent .....  | 20         | —              | —            | —            | —              | —              | 20             | —              | —             | 175              |
| 25 to 29 percent .....  | 30         | —              | —            | —            | 8              | 14             | 8              | —              | —             | 138              |
| 30 to 34 percent .....  | 11         | —              | —            | —            | 5              | —              | —              | —              | 6             | 250+             |
| 35 percent or more .....  | 31         | —              | —            | —            | —              | 6              | 12             | 13             | —             | 190              |
| Not computed .....  | —          | —              | —            | —            | —              | —              | —              | —              | —             | —                |
| Median .....  | 10.0       | —              | 10—          | 10—          | 13.1           | 10—            | 14.4           | 10—            | 10—           | ...              |
| <b>SELECTED CHARACTERISTICS</b>   |            |                |              |              |                |                |                |                |               |                  |
| <b>Heating equipment</b> .....  | <b>428</b> | —              | 4            | 45           | 91             | 95             | 111            | 52             | 30            | 144              |
| Steam or hot water system .....   | 49         | —              | —            | —            | —              | 2              | 22             | 14             | 11            | 202              |
| Central warm-air furnace or electric heat pump .....                          | 340        | —              | 4            | 17           | 86             | 93             | 89             | 32             | 19            | 142              |
| Other built-in electric units .....   | 14         | —              | —            | 8            | —              | —              | —              | 6              | —             | 97               |
| Floor, wall, or pipeless furnace .....  | 13         | —              | —            | 13           | —              | —              | —              | —              | —             | 88               |
| Other means .....   | 12         | —              | —            | 7            | 5              | —              | —              | —              | —             | 96               |
| <b>Air conditioning</b> .....   | <b>143</b> | —              | —            | 9            | 30             | 14             | 65             | 14             | 11            | 164              |
| Central system .....  | 87         | —              | —            | —            | —              | 7              | 55             | 14             | 11            | 183              |
| 1 or more individual room units .....   | 56         | —              | —            | 9            | 30             | 7              | 10             | —              | —             | 116              |
| <b>House heating fuel</b> .....   | <b>428</b> | —              | 4            | 45           | 91             | 95             | 111            | 52             | 30            | 144              |
| Utility gas .....   | 354        | —              | 4            | 37           | 91             | 82             | 77             | 33             | 30            | 139              |
| Bottled, tank, or LP gas .....  | 8          | —              | —            | —            | —              | —              | —              | 8              | —             | 225              |
| Electricity .....   | 54         | —              | —            | 8            | —              | 13             | 27             | 6              | —             | 161              |
| Fuel oil, kerosene, etc. ....   | 12         | —              | —            | —            | —              | —              | 7              | 5              | —             | 193              |
| Other .....   | —          | —              | —            | —            | —              | —              | —              | —              | —             | —                |



Table B—53. Year Structure Built for Owner- and Renter-Occupied Housing Units With an Asian or Pacific Islander Householder: 1980

[Data are estimates based on a sample, see Introduction. For meaning of symbols, see Introduction. For definitions of terms, see appendixes A and B]

| Inside SMSA's                                  | Owner-occupied housing units |                    |              |              |              |                 | Renter-occupied housing units |                    |              |              |              |                 |
|--|------------------------------|--------------------|--------------|--------------|--------------|-----------------|-------------------------------|--------------------|--------------|--------------|--------------|-----------------|
|  | Total                        | 1975 to March 1980 | 1970 to 1974 | 1960 to 1969 | 1940 to 1959 | 1939 or earlier | Total                         | 1975 to March 1980 | 1970 to 1974 | 1960 to 1969 | 1940 to 1959 | 1939 or earlier |
| Occupied housing units                         | 4 986                        | 1 293              | 938          | 1 206        | 1 137        | 412             | 3 968                         | 431                | 1 146        | 1 115        | 819          | 457             |
| <b>HOUSEHOLD TYPE AND AGE OF HOUSEHOLDER</b>   |                              |                    |              |              |              |                 |                               |                    |              |              |              |                 |
| Married-couple families                        | 3 655                        | 986                | 662          | 922          | 828          | 257             | 1 599                         | 172                | 409          | 507          | 356          | 155             |
| 15 to 24 years                                 | 75                           | 21                 | —            | 40           | 12           | 2               | 202                           | 36                 | 93           | 26           | 41           | 6               |
| 25 to 34 years                                 | 921                          | 390                | 197          | 110          | 164          | 60              | 748                           | 79                 | 174          | 250          | 163          | 82              |
| 35 to 44 years                                 | 926                          | 386                | 185          | 196          | 144          | 15              | 353                           | 57                 | 55           | 132          | 65           | 44              |
| 45 to 64 years                                 | 1 510                        | 167                | 268          | 523          | 429          | 123             | 234                           | —                  | 72           | 83           | 66           | 13              |
| 65 years and over                              | 223                          | 22                 | 12           | 53           | 79           | 57              | 62                            | —                  | 15           | 16           | 21           | 10              |
| Male householder, no wife present              | 512                          | 178                | 69           | 82           | 122          | 61              | 1 250                         | 128                | 412          | 333          | 212          | 165             |
| 15 to 24 years                                 | 47                           | 13                 | 6            | 6            | 17           | 5               | 391                           | 53                 | 134          | 106          | 73           | 25              |
| 25 to 34 years                                 | 204                          | 102                | 18           | 32           | 33           | 19              | 474                           | 64                 | 151          | 134          | 76           | 49              |
| 35 to 44 years                                 | 86                           | 19                 | 15           | 22           | 24           | 6               | 157                           | 5                  | 54           | 47           | 35           | 16              |
| 45 to 64 years                                 | 148                          | 25                 | 30           | 22           | 48           | 23              | 179                           | —                  | 73           | 39           | 16           | 51              |
| 65 years and over                              | 27                           | 19                 | —            | —            | —            | 8               | 49                            | 6                  | —            | 7            | 12           | 24              |
| Female householder, no husband present         | 819                          | 129                | 207          | 202          | 187          | 94              | 1 119                         | 131                | 325          | 275          | 251          | 137             |
| 15 to 24 years                                 | 25                           | —                  | 11           | 8            | —            | 6               | 191                           | 57                 | 29           | 55           | 44           | 6               |
| 25 to 34 years                                 | 239                          | 80                 | 78           | 24           | 47           | 10              | 384                           | 41                 | 130          | 112          | 66           | 35              |
| 35 to 44 years                                 | 126                          | 24                 | 36           | 41           | 19           | 6               | 160                           | 11                 | 31           | 45           | 59           | 14              |
| 45 to 64 years                                 | 309                          | 25                 | 72           | 104          | 75           | 33              | 176                           | 22                 | 35           | 31           | 57           | 31              |
| 65 years and over                              | 120                          | —                  | 10           | 25           | 46           | 39              | 208                           | —                  | 100          | 32           | 25           | 51              |
| Median age                                     | 43.6                         | 35.9               | 40.0         | 47.7         | 49.8         | 54.5            | 32.3                          | 28.5               | 31.7         | 32.4         | 33.1         | 39.7            |
| <b>YEAR HOUSEHOLDER MOVED INTO UNIT</b>        |                              |                    |              |              |              |                 |                               |                    |              |              |              |                 |
| 1979 to March 1980                             | 1 389                        | 714                | 216          | 258          | 158          | 43              | 2 649                         | 367                | 765          | 777          | 490          | 250             |
| 1975 to 1978                                   | 1 608                        | 579                | 360          | 317          | 276          | 76              | 948                           | 64                 | 318          | 274          | 219          | 73              |
| 1970 to 1974                                   | 744                          | —                  | 362          | 147          | 179          | 56              | 211                           | —                  | 63           | 41           | 37           | 70              |
| 1960 to 1969                                   | 823                          | —                  | —            | 484          | 287          | 52              | 105                           | —                  | —            | 23           | 46           | 36              |
| 1959 or earlier                                | 422                          | —                  | —            | —            | 237          | 185             | 55                            | —                  | —            | —            | 27           | 28              |
| <b>ROOMS</b>                                   |                              |                    |              |              |              |                 |                               |                    |              |              |              |                 |
| 1 room   | 11                           | —                  | 3            | —            | 8            | —               | 401                           | 7                  | 135          | 97           | 74           | 88              |
| 2 rooms  | 55                           | 12                 | 10           | 4            | 23           | 6               | 534                           | 73                 | 161          | 171          | 89           | 40              |
| 3 rooms  | 349                          | 124                | 44           | 79           | 85           | 17              | 1 051                         | 105                | 364          | 310          | 160          | 112             |
| 4 rooms  | 443                          | 111                | 75           | 97           | 113          | 47              | 1 097                         | 117                | 329          | 309          | 257          | 85              |
| 5 rooms  | 787                          | 186                | 125          | 187          | 200          | 89              | 441                           | 72                 | 90           | 85           | 111          | 83              |
| 6 rooms  | 941                          | 224                | 192          | 169          | 267          | 89              | 164                           | 44                 | 26           | 32           | 41           | 21              |
| 7 or more rooms                                | 2 400                        | 636                | 489          | 670          | 441          | 164             | 280                           | 13                 | 41           | 111          | 87           | 28              |
| Median   | 6.4                          | 6.5                | 6.6          | 6.8          | 6.0          | 6.0             | 3.5                           | 3.8                | 3.3          | 3.4          | 3.8          | 3.4             |
| <b>PLUMBING FACILITIES BY PERSONS PER ROOM</b> |                              |                    |              |              |              |                 |                               |                    |              |              |              |                 |
| Complete plumbing for exclusive use            | 4 981                        | 1 293              | 938          | 1 206        | 1 132        | 412             | 3 743                         | 431                | 1 061        | 1 087        | 772          | 392             |
| 0.50 or less                                   | 3 076                        | 726                | 639          | 713          | 671          | 327             | 1 700                         | 204                | 477          | 452          | 359          | 208             |
| 0.51 to 1.00                                   | 1 542                        | 501                | 242          | 371          | 350          | 78              | 1 359                         | 166                | 437          | 394          | 253          | 109             |
| 1.01 to 1.50                                   | 218                          | 52                 | 27           | 72           | 60           | 7               | 293                           | 39                 | 65           | 104          | 54           | 31              |
| 1.51 or more                                   | 145                          | 14                 | 30           | 50           | 51           | —               | 391                           | 22                 | 82           | 137          | 106          | 44              |
| Lacking complete plumbing for exclusive use    | 5                            | —                  | —            | —            | 5            | —               | 225                           | —                  | 85           | 28           | 47           | 65              |
| 0.50 or less                                   | 5                            | —                  | —            | —            | 5            | —               | 71                            | —                  | 18           | 6            | 21           | 26              |
| 0.51 to 1.00                                   | —                            | —                  | —            | —            | —            | —               | 65                            | —                  | 31           | 5            | 8            | 21              |
| 1.01 to 1.50                                   | —                            | —                  | —            | —            | —            | —               | 43                            | —                  | 14           | 17           | 12           | —               |
| 1.51 or more                                   | —                            | —                  | —            | —            | —            | —               | 46                            | —                  | 22           | —            | 6            | 18              |
| <b>PERSONS IN UNIT</b>                         |                              |                    |              |              |              |                 |                               |                    |              |              |              |                 |
| 1 person                                       | 608                          | 108                | 129          | 145          | 128          | 98              | 1 381                         | 110                | 419          | 393          | 241          | 218             |
| 2 persons                                      | 1 291                        | 306                | 240          | 238          | 369          | 138             | 949                           | 118                | 339          | 209          | 203          | 80              |
| 3 persons                                      | 1 027                        | 326                | 171          | 251          | 205          | 74              | 609                           | 124                | 167          | 164          | 99           | 55              |
| 4 persons                                      | 1 064                        | 338                | 221          | 245          | 188          | 72              | 451                           | 51                 | 116          | 151          | 96           | 37              |
| 5 persons                                      | 582                          | 156                | 99           | 179          | 125          | 23              | 209                           | 7                  | 40           | 87           | 62           | 13              |
| 6 or more persons                              | 414                          | 59                 | 78           | 148          | 122          | 7               | 369                           | 21                 | 65           | 111          | 118          | 54              |
| Median   | 3.08                         | 3.21               | 3.08         | 3.38         | 2.85         | 2.28            | 2.14                          | 2.39               | 1.95         | 2.29         | 2.33         | 1.63            |
| Total persons                                  | 16 447                       | 4 357              | 3 074        | 4 105        | 3 817        | 1 094           | 10 452                        | 1 129              | 2 682        | 3 002        | 2 551        | 1 088           |
| <b>UNITS IN STRUCTURE</b>                      |                              |                    |              |              |              |                 |                               |                    |              |              |              |                 |
| 1, detached or attached                        | 4 481                        | 1 175              | 772          | 1 110        | 1 077        | 347             | 846                           | 67                 | 72           | 199          | 345          | 163             |
| 2  | 75                           | —                  | 20           | 6            | 34           | 15              | 120                           | 6                  | 6            | 34           | 45           | 29              |
| 3 and 4  | 74                           | 11                 | 14           | 24           | 3            | 22              | 365                           | 26                 | 95           | 113          | 92           | 39              |
| 5 to 9   | 71                           | 20                 | 22           | 15           | 8            | 6               | 353                           | 65                 | 102          | 49           | 84           | 53              |
| 10 to 49                                       | 146                          | 43                 | 51           | 30           | —            | 22              | 1 564                         | 227                | 517          | 483          | 195          | 142             |
| 50 or more                                     | 32                           | —                  | 21           | 6            | 5            | —               | 697                           | 35                 | 350          | 229          | 52           | 31              |
| Mobile home or trailer, etc.                   | 107                          | 44                 | 38           | 15           | 10           | —               | 23                            | 5                  | 4            | 8            | 6            | —               |
| <b>SELECTED CHARACTERISTICS</b>                |                              |                    |              |              |              |                 |                               |                    |              |              |              |                 |
| Heating equipment                              | 4 980                        | 1 287              | 938          | 1 206        | 1 137        | 412             | 3 958                         | 431                | 1 146        | 1 115        | 809          | 457             |
| Steam or hot water system                      | 504                          | 70                 | 85           | 159          | 103          | 87              | 1 264                         | 168                | 417          | 278          | 189          | 212             |
| Central warm-air furnace or electric heat pump | 4 120                        | 1 097              | 803          | 964          | 982          | 274             | 2 137                         | 207                | 595          | 667          | 512          | 156             |
| Other built-in electric units                  | 137                          | 94                 | 10           | 19           | 8            | 6               | 283                           | 49                 | 99           | 103          | 20           | 12              |
| Floor, wall, or pipeless furnace               | 43                           | —                  | 6            | 10           | 20           | 7               | 99                            | 6                  | 22           | 18           | 27           | 26              |
| Other means                                    | 176                          | 26                 | 34           | 54           | 24           | 38              | 175                           | 1                  | 13           | 49           | 61           | 51              |
| Air conditioning                               | 1 416                        | 327                | 340          | 344          | 314          | 91              | 1 729                         | 254                | 746          | 507          | 167          | 55              |
| Central system                                 | 916                          | 286                | 244          | 230          | 124          | 32              | 767                           | 89                 | 402          | 188          | 63           | 25              |
| 1 or more individual room units                | 500                          | 41                 | 96           | 114          | 190          | 59              | 962                           | 165                | 344          | 319          | 104          | 30              |
| House heating fuel                             | 4 980                        | 1 287              | 938          | 1 206        | 1 137        | 412             | 3 958                         | 431                | 1 146        | 1 115        | 809          | 457             |
| Utility gas                                    | 4 475                        | 1 031              | 871          | 1 122        | 1 076        | 375             | 3 063                         | 294                | 883          | 824          | 669          | 393             |
| Bottled, tank, or LP gas                       | 88                           | 25                 | 17           | 18           | 9            | 19              | 72                            | 27                 | —            | 17           | 18           | 10              |
| Electricity                                    | 379                          | 231                | 44           | 66           | 26           | 12              | 725                           | 110                | 219          | 248          | 100          | 48              |
| Fuel oil, kerosene, etc.                       | 26                           | —                  | —            | —            | 20           | 6               | 44                            | —                  | 5            | 19           | 14           | 6               |
| Other  | 12                           | —                  | 6            | —            | 6            | —               | 54                            | —                  | 39           | 7            | 8            | —               |
| Income in 1979 below poverty level             | 262                          | 25                 | 101          | 71           | 43           | 22              | 1 123                         | 54                 | 341          | 320          | 266          | 142             |
| Percent below poverty level                    | 5.3                          | 1.9                | 10.8         | 5.9          | 3.8          | 5.3             | 28.3                          | 12.5               | 29.8         | 28.7         | 32.5         | 31.1            |
| <b>HOUSEHOLD INCOME IN 1979</b>                |                              |                    |              |              |              |                 |                               |                    |              |              |              |                 |
| Less than \$5,000                              | 229                          | 13                 | 105          | 50           | 33           | 28              | 957                           | 37                 | 269          | 261          | 216          | 174             |
| \$5,000 to \$9,999                             | 389                          | 56                 | 48           | 88           | 110          | 87              | 981                           | 79                 | 357          | 264          | 202          | 79              |
| \$10,000 to \$12,499                           | 302                          | 72                 | 51           | 67           | 92           | 20              | 448                           | 67                 | 111          | 142          | 86           | 42              |
| \$12,500 to \$14,999                           | 206                          | 35                 | 55           | 54           | 34           | 28              | 270                           | 46                 | 72           | 76           | 65           | 11              |
| \$15,000 to \$19,999                           | 644                          | 147                | 96           | 162          | 176          | 63              | 532                           | 90                 | 125          | 152          | 76           | 89              |
| \$20,000 to \$24,999                           | 845                          | 204                | 151          | 185          | 247          | 58              | 367                           | 68                 | 63           | 120          | 88           | 28              |
| \$25,000 to \$34,999                           | 1 229                        | 415                | 231          | 269          | 225          | 89              | 275                           | 28                 | 92           | 76           | 62           | 17              |
| \$35,000 to \$49,999                           | 792                          | 275                | 144          | 225          | 128          | 20              | 82                            | 10                 | 36           | 11           | 15           | 10              |
| \$50,000 or more                               | 350                          | 76                 | 57           | 106          | 92           | 19              | 56                            | 6                  | 21           | 13           | 9            | 7               |
| Median   | \$24 232                     | \$27 609           | \$23 844     | \$24 877     | \$22 550     | \$18 889        | \$10 257                      | \$14 266           | \$8 948      | \$10 572     | \$9 683      | \$7 129         |
| Mean   | \$26 427                     | \$28 829           | \$25 198     | \$27 516     | \$25 624     | \$20 715        | \$12 453                      | \$15 506           | \$12 339     | \$12 176     | \$12 186     | \$11 015        |

Table B—54. Units in Structure for Owner- and Renter-Occupied Housing Units With an Asian or Pacific Islander Householder: 1980

[Data are estimates based on a sample, see Introduction. For meaning of symbols, see Introduction. For definitions of terms, see appendixes A and B]

| Inside SMSA's  | Owner-occupied housing units |                              |                 |                              | Renter-occupied housing units |                              |            |               |              |                |                  |                              |
|--|------------------------------|------------------------------|-----------------|------------------------------|-------------------------------|------------------------------|------------|---------------|--------------|----------------|------------------|------------------------------|
|  | Total                        | 1 unit, detached or attached | 2 or more units | Mobile home or trailer, etc. | Total                         | 1 unit, detached or attached | 2 units    | 3 and 4 units | 5 to 9 units | 10 to 49 units | 50 or more units | Mobile home or trailer, etc. |
| <b>Occupied housing units</b> .....                      | <b>4 986</b>                 | <b>4 481</b>                 | <b>398</b>      | <b>107</b>                   | <b>3 968</b>                  | <b>846</b>                   | <b>120</b> | <b>365</b>    | <b>353</b>   | <b>1 564</b>   | <b>697</b>       | <b>23</b>                    |
| Condominium housing units.....                           | 263                          | 72                           | 191             | —                            | 134                           | 19                           | —          | 23            | 24           | 59             | 9                | —                            |
| <b>HOUSEHOLD TYPE AND AGE OF HOUSEHOLDER</b>             |                              |                              |                 |                              |                               |                              |            |               |              |                |                  |                              |
| <b>Married-couple families</b> .....                     | <b>3 655</b>                 | <b>3 411</b>                 | <b>168</b>      | <b>76</b>                    | <b>1 599</b>                  | <b>453</b>                   | <b>50</b>  | <b>145</b>    | <b>152</b>   | <b>536</b>     | <b>249</b>       | <b>14</b>                    |
| 15 to 24 years.....                                      | 75                           | 65                           | —               | 10                           | 202                           | 39                           | —          | 16            | 19           | 73             | 47               | 8                            |
| 25 to 34 years.....                                      | 921                          | 877                          | 23              | 21                           | 748                           | 215                          | 12         | 97            | 59           | 264            | 101              | —                            |
| 35 to 44 years.....                                      | 926                          | 872                          | 31              | 23                           | 353                           | 100                          | 15         | 27            | 62           | 128            | 15               | 6                            |
| 45 to 64 years.....                                      | 1 510                        | 1 406                        | 86              | 18                           | 234                           | 92                           | 6          | 5             | 12           | 55             | 64               | —                            |
| 65 years and over.....                                   | 223                          | 191                          | 28              | 4                            | 62                            | 7                            | —          | —             | —            | 16             | 22               | —                            |
| <b>Male householder, no wife present</b> .....           | <b>512</b>                   | <b>412</b>                   | <b>88</b>       | <b>12</b>                    | <b>1 250</b>                  | <b>150</b>                   | <b>16</b>  | <b>96</b>     | <b>95</b>    | <b>660</b>     | <b>228</b>       | <b>5</b>                     |
| 15 to 24 years.....                                      | 47                           | 30                           | 17              | —                            | 391                           | 40                           | 10         | 8             | 32           | 207            | 89               | 5                            |
| 25 to 34 years.....                                      | 204                          | 165                          | 35              | 4                            | 474                           | 37                           | 6          | 37            | 24           | 307            | 63               | —                            |
| 35 to 44 years.....                                      | 86                           | 50                           | 28              | 8                            | 157                           | 24                           | —          | 27            | 6            | 77             | 23               | —                            |
| 45 to 64 years.....                                      | 148                          | 140                          | 8               | —                            | 179                           | 35                           | —          | 16            | 27           | 48             | 53               | —                            |
| 65 years and over.....                                   | 27                           | 27                           | —               | —                            | 49                            | 14                           | —          | 8             | 6            | 21             | —                | —                            |
| <b>Female householder, no husband present</b> .....      | <b>819</b>                   | <b>658</b>                   | <b>142</b>      | <b>19</b>                    | <b>1 119</b>                  | <b>243</b>                   | <b>54</b>  | <b>124</b>    | <b>106</b>   | <b>368</b>     | <b>220</b>       | <b>4</b>                     |
| 15 to 24 years.....                                      | 25                           | 6                            | 19              | —                            | 191                           | 37                           | 20         | 11            | 17           | 83             | 23               | —                            |
| 25 to 34 years.....                                      | 239                          | 168                          | 61              | 10                           | 384                           | 93                           | 11         | 37            | 24           | 174            | 45               | —                            |
| 35 to 44 years.....                                      | 126                          | 126                          | —               | —                            | 160                           | 45                           | —          | 41            | 24           | 32             | 18               | —                            |
| 45 to 64 years.....                                      | 309                          | 279                          | 30              | —                            | 176                           | 57                           | 19         | 23            | 30           | 31             | 12               | 4                            |
| 65 years and over.....                                   | 120                          | 79                           | 32              | 9                            | 208                           | 11                           | 4          | 12            | 11           | 48             | 122              | —                            |
| Median age.....  | 43.6                         | 43.9                         | 39.8            | 36.8                         | 32.3                          | 33.9                         | 36.0       | 33.3          | 35.2         | 30.4           | 33.8             | 24.4                         |
| <b>YEAR HOUSEHOLDER MOVED INTO UNIT</b>                  |                              |                              |                 |                              |                               |                              |            |               |              |                |                  |                              |
| 1979 to March 1980.....                                  | 1 389                        | 1 178                        | 156             | 55                           | 2 649                         | 490                          | 72         | 204           | 250          | 1 144          | 466              | 23                           |
| 1975 to 1978.....  | 1 608                        | 1 474                        | 115             | 19                           | 948                           | 243                          | 31         | 111           | 70           | 324            | 169              | —                            |
| 1970 to 1974.....  | 744                          | 667                          | 51              | 26                           | 211                           | 55                           | 10         | 38            | 10           | 48             | 50               | —                            |
| 1960 to 1969.....  | 823                          | 790                          | 26              | 7                            | 105                           | 30                           | —          | 12            | 12           | 39             | 12               | —                            |
| 1959 or earlier.....                                     | 422                          | 372                          | 50              | —                            | 55                            | 28                           | 7          | —             | 11           | 9              | —                | —                            |
| <b>ROOMS</b>   |                              |                              |                 |                              |                               |                              |            |               |              |                |                  |                              |
| 1 room.....  | 11                           | 5                            | 3               | 3                            | 401                           | 22                           | 4          | 22            | 21           | 205            | 127              | —                            |
| 2 rooms.....   | 55                           | 32                           | 14              | 9                            | 534                           | 17                           | —          | 48            | 67           | 276            | 126              | —                            |
| 3 rooms.....   | 349                          | 263                          | 56              | 30                           | 1 051                         | 56                           | 37         | 80            | 77           | 558            | 243              | —                            |
| 4 rooms.....   | 443                          | 327                          | 102             | 14                           | 1 097                         | 194                          | 55         | 147           | 143          | 399            | 141              | 18                           |
| 5 rooms.....   | 787                          | 652                          | 105             | 30                           | 441                           | 226                          | 7          | 40            | 45           | 84             | 34               | 5                            |
| 6 rooms.....   | 941                          | 886                          | 37              | 18                           | 164                           | 120                          | 6          | 10            | —            | 17             | 11               | —                            |
| 7 or more rooms.....                                     | 2 400                        | 2 316                        | 81              | 3                            | 280                           | 211                          | 11         | 18            | —            | 25             | 15               | —                            |
| Median.....  | 6.4                          | 6.6                          | 4.7             | 4.3                          | 3.5                           | 5.1                          | 3.8        | 3.7           | 3.6          | 3.0            | 2.9              | 4.1                          |
| <b>PLUMBING FACILITIES BY PERSONS PER ROOM</b>           |                              |                              |                 |                              |                               |                              |            |               |              |                |                  |                              |
| <b>Complete plumbing for exclusive use</b> .....         | <b>4 981</b>                 | <b>4 481</b>                 | <b>393</b>      | <b>107</b>                   | <b>3 743</b>                  | <b>846</b>                   | <b>120</b> | <b>329</b>    | <b>321</b>   | <b>1 444</b>   | <b>666</b>       | <b>17</b>                    |
| 0.50 or less.....  | 3 076                        | 2 754                        | 290             | 32                           | 1 700                         | 375                          | 68         | 171           | 145          | 669            | 268              | 4                            |
| 0.51 to 1.00.....  | 1 542                        | 1 375                        | 95              | 72                           | 1 359                         | 291                          | 37         | 131           | 95           | 525            | 267              | 13                           |
| 1.01 to 1.50.....  | 218                          | 210                          | 8               | —                            | 293                           | 91                           | 5          | 11            | 32           | 93             | 61               | —                            |
| 1.51 or more.....  | 145                          | 142                          | —               | 3                            | 391                           | 89                           | 10         | 16            | 49           | 157            | 70               | —                            |
| <b>Lacking complete plumbing for exclusive use</b> ..... | <b>5</b>                     | <b>—</b>                     | <b>5</b>        | <b>—</b>                     | <b>225</b>                    | <b>—</b>                     | <b>—</b>   | <b>36</b>     | <b>32</b>    | <b>120</b>     | <b>31</b>        | <b>6</b>                     |
| 0.50 or less.....  | 5                            | —                            | 5               | —                            | 71                            | —                            | —          | 11            | 20           | 29             | 11               | —                            |
| 0.51 to 1.00.....  | —                            | —                            | —               | —                            | 65                            | —                            | —          | 5             | —            | 47             | 13               | —                            |
| 1.01 to 1.50.....  | —                            | —                            | —               | —                            | 43                            | —                            | —          | —             | 12           | 24             | 7                | —                            |
| 1.51 or more.....  | —                            | —                            | —               | —                            | 46                            | —                            | —          | 20            | —            | 20             | —                | 6                            |
| <b>BEDROOMS</b>  |                              |                              |                 |                              |                               |                              |            |               |              |                |                  |                              |
| None.....  | 22                           | 16                           | 3               | 3                            | 459                           | 22                           | 4          | 29            | 37           | 235            | 132              | —                            |
| 1.....   | 288                          | 196                          | 83              | 9                            | 1 602                         | 52                           | 47         | 139           | 147          | 862            | 355              | —                            |
| 2.....   | 982                          | 751                          | 172             | 59                           | 1 251                         | 359                          | 52         | 148           | 147          | 367            | 160              | 18                           |
| 3.....   | 1 960                        | 1 842                        | 82              | 36                           | 456                           | 260                          | 12         | 34            | 22           | 84             | 39               | 5                            |
| 4.....   | 1 276                        | 1 230                        | 46              | —                            | 168                           | 121                          | 5          | 15            | —            | 16             | 11               | —                            |
| 5 or more.....   | 458                          | 446                          | 12              | —                            | 32                            | 32                           | —          | —             | —            | —              | —                | —                            |
| <b>HOUSEHOLD INCOME IN 1979</b>                          |                              |                              |                 |                              |                               |                              |            |               |              |                |                  |                              |
| Less than \$5,000.....                                   | 229                          | 196                          | 30              | 3                            | 957                           | 181                          | 22         | 93            | 89           | 360            | 212              | —                            |
| \$5,000 to \$9,999.....                                  | 389                          | 339                          | 43              | 7                            | 981                           | 147                          | 54         | 74            | 92           | 386            | 216              | 12                           |
| \$10,000 to \$12,499.....                                | 302                          | 220                          | 55              | 27                           | 448                           | 87                           | 12         | 44            | 51           | 209            | 45               | —                            |
| \$12,500 to \$14,999.....                                | 206                          | 167                          | 39              | —                            | 270                           | 62                           | —          | 6             | 29           | 129            | 44               | —                            |
| \$15,000 to \$19,999.....                                | 644                          | 545                          | 81              | 18                           | 532                           | 86                           | 26         | 66            | 23           | 259            | 72               | —                            |
| \$20,000 to \$24,999.....                                | 845                          | 780                          | 30              | 35                           | 367                           | 133                          | —          | 36            | 43           | 110            | 45               | —                            |
| \$25,000 to \$34,999.....                                | 1 229                        | 1 145                        | 67              | 17                           | 275                           | 88                           | —          | 34            | 26           | 86             | 41               | —                            |
| \$35,000 to \$49,999.....                                | 792                          | 750                          | 42              | —                            | 82                            | 37                           | —          | 12            | —            | 13             | 15               | 5                            |
| \$50,000 or more.....                                    | 350                          | 339                          | 11              | —                            | 56                            | 25                           | 6          | —             | —            | 12             | 7                | 6                            |
| Median.....  | \$24 232                     | \$24 954                     | \$17 105        | \$17 292                     | \$10 257                      | \$12 823                     | \$7 209    | \$10 881      | \$9 625      | \$10 431       | \$7 992          | \$9 844                      |
| Mean.....  | \$26 427                     | \$27 139                     | \$20 597        | \$18 281                     | \$12 453                      | \$15 864                     | \$10 905   | \$12 888      | \$10 805     | \$11 476       | \$10 894         | \$27 122                     |
| <b>SELECTED CHARACTERISTICS</b>                          |                              |                              |                 |                              |                               |                              |            |               |              |                |                  |                              |
| <b>Heating equipment</b> .....                           | <b>4 980</b>                 | <b>4 475</b>                 | <b>398</b>      | <b>107</b>                   | <b>3 958</b>                  | <b>846</b>                   | <b>120</b> | <b>365</b>    | <b>353</b>   | <b>1 554</b>   | <b>697</b>       | <b>23</b>                    |
| Steam or hot water system.....                           | 504                          | 417                          | 87              | —                            | 1 264                         | 95                           | 7          | 107           | 135          | 626            | 294              | —                            |
| Central warm-air furnace or electric heat pump.....      | 4 120                        | 3 764                        | 265             | 91                           | 2 137                         | 604                          | 83         | 218           | 161          | 739            | 319              | 13                           |
| Other built-in electric units.....                       | 137                          | 108                          | 29              | —                            | 283                           | 29                           | —          | 23            | 24           | 133            | 70               | 4                            |
| Floor, wall, or pipeless furnace.....                    | 43                           | 39                           | 4               | —                            | 99                            | 24                           | 20         | 12            | 20           | 17             | —                | 6                            |
| Other means.....   | 176                          | 147                          | 13              | 16                           | 175                           | 94                           | 10         | 5             | 13           | 39             | 14               | —                            |
| <b>Air conditioning</b> .....                            | <b>1 416</b>                 | <b>1 134</b>                 | <b>226</b>      | <b>56</b>                    | <b>1 729</b>                  | <b>123</b>                   | <b>36</b>  | <b>108</b>    | <b>109</b>   | <b>952</b>     | <b>397</b>       | <b>4</b>                     |
| Central system.....                                      | 916                          | 737                          | 135             | 44                           | 767                           | 85                           | —          | 47            | 67           | 361            | 203              | 4                            |
| <b>Vehicles available</b> .....                          | <b>4 882</b>                 | <b>4 406</b>                 | <b>369</b>      | <b>107</b>                   | <b>3 125</b>                  | <b>717</b>                   | <b>82</b>  | <b>321</b>    | <b>244</b>   | <b>1 242</b>   | <b>496</b>       | <b>23</b>                    |
| 1.....   | 1 287                        | 1 042                        | 193             | 52                           | 2 069                         | 322                          | 49         | 214           | 169          | 948            | 359              | 8                            |
| 2 or more.....   | 3 595                        | 3 364                        | 176             | 55                           | 1 056                         | 395                          | 33         | 107           | 75           | 294            | 137              | 15                           |
| <b>House heating fuel</b> .....                          | <b>4 980</b>                 | <b>4 475</b>                 | <b>398</b>      | <b>107</b>                   | <b>3 958</b>                  | <b>846</b>                   | <b>120</b> | <b>365</b>    | <b>353</b>   | <b>1 554</b>   | <b>697</b>       | <b>23</b>                    |
| Utility gas.....   | 4 475                        | 4 056                        | 338             | 81                           | 3 063                         | 748                          | 108        | 292           | 273          | 1 138          | 490              | 14                           |
| Bottled, tank, or LP gas.....                            | 88                           | 75                           | —               | 13                           | 72                            | 24                           | 6          | —             | 28           | 14             | —                | —                            |
| Electricity.....   | 379                          | 312                          | 60              | 7                            | 725                           | 60                           | 6          | 62            | 52           | 386            | 150              | 9                            |
| Fuel oil, kerosene, etc.....                             | 26                           | 26                           | —               | —                            | 44                            | 6                            | —          | 7             | —            | 16             | 15               | —                            |
| Other.....   | 12                           | 6                            | —               | 6                            | 54                            | 8                            | —          | 4             | —            | —              | 42               | —                            |
| <b>Water heating fuel</b> .....                          | <b>4 986</b>                 | <b>4 481</b>                 | <b>398</b>      | <b>107</b>                   | <b>3 953</b>                  | <b>846</b>                   | <b>120</b> | <b>365</b>    | <b>353</b>   | <b>1 556</b>   | <b>690</b>       | <b>23</b>                    |
| Utility gas.....   | 4 436                        | 4 022                        | 342             | 72                           | 3 038                         | 773                          | 104        | 314           | 253          | 1 120          | 460              | 14                           |
| Bottled, tank, or LP gas.....                            | 105                          | 92                           | —               | 13                           | 54                            | 6                            | 6          | 6             | 15           | 14             | 7                | —                            |
| Electricity.....   | 437                          | 359                          | 56              | 22                           | 777                           | 67                           | 10         | 45            | 85           | 396            | 165              | 9                            |
| Fuel oil, kerosene, etc.....                             | 8                            | 8                            | —               | —                            | 31                            | —                            | —          | —             | —            | 16             | 15               | —                            |
| Other.....   | —                            | —                            | —               | —                            | 53                            | —                            | —          | —             | —            | 10             | 43               | —                            |
| <b>Family householder</b> .....                          | <b>4 230</b>                 | <b>3 944</b>                 | <b>198</b>      | <b>88</b>                    | <b>2 172</b>                  | <b>664</b>                   | <b>69</b>  | <b>207</b>    | <b>220</b>   | <b>687</b>     | <b>307</b>       | <b>18</b>                    |
| With own children under 18 years.....                    | 2 651                        | 2 501                        | 94              | 56                           | 1 489                         | 551                          | 32         | 134           | 158          | 442            | 158              | 14                           |
| With own children under 6 years.....                     | 1 218                        | 1 152                        | 36              | 30                           | 1 004                         | 340                          | 16         | 64            | 118          | 339            | 113              | 14                           |
| <b>Female householder, no husband present</b> .....      | <b>438</b>                   | <b>404</b>                   | <b>22</b>       | <b>12</b>                    | <b>402</b>                    | <b>157</b>                   | <b>13</b>  | <b>56</b>     | <b>49</b>    | <b>83</b>      | <b>40</b>        | <b>4</b>                     |
| With own children under 18 years.....                    | 284                          | 261                          | 13              | 10                           | 313                           | 145                          | 5          | 45            | 43           | 59             | 16               | —                            |

Table B—55. Owner- and Renter-Occupied Housing Units With an Asian or Pacific Islander Householder by Size of Household: 1980

[Data are estimates based on a sample, see Introduction. For meaning of symbols, see Introduction. For definitions of terms, see appendixes A and B]

| Inside SMSA's   | Total        | 1 person     | 2 persons    | 3 persons    | 4 persons    | 5 persons  | 6 persons  | 7 persons  | 8 or more persons | Median      | Total persons |
|---|--------------|--------------|--------------|--------------|--------------|------------|------------|------------|-------------------|-------------|---------------|
| <b>Owner-occupied housing units</b>                                   | <b>4 986</b> | <b>608</b>   | <b>1 291</b> | <b>1 027</b> | <b>1 064</b> | <b>582</b> | <b>206</b> | <b>117</b> | <b>91</b>         | <b>3.08</b> | <b>16 447</b> |
| Nonrelatives present  | 258          | —            | 119          | 49           | 21           | 34         | 11         | 7          | 17                | 2.70        | 875           |
| <b>ROOMS</b>  |              |              |              |              |              |            |            |            |                   |             |               |
| 1 to 3 rooms  | 415          | 78           | 88           | 91           | 60           | 69         | 18         | 11         | —                 | 2.96        | 1 358         |
| 4 rooms   | 443          | 128          | 122          | 62           | 43           | 52         | 13         | 10         | 13                | 2.27        | 1 301         |
| 5 rooms   | 787          | 150          | 231          | 210          | 82           | 71         | 17         | 22         | 4                 | 2.56        | 2 241         |
| 6 rooms   | 941          | 134          | 287          | 179          | 183          | 96         | 32         | 5          | 25                | 2.78        | 2 921         |
| 7 rooms   | 831          | 54           | 253          | 211          | 171          | 75         | 24         | 23         | 20                | 3.01        | 2 793         |
| 8 or more rooms   | 1 569        | 64           | 310          | 274          | 525          | 219        | 102        | 46         | 29                | 3.76        | 5 833         |
| Median  | 6.4          | 5.2          | 6.2          | 6.3          | 7.5          | 6.5        | 7.5        | 7.0        | 6.7               | ...         | ...           |
| <b>PLUMBING FACILITIES BY PERSONS PER ROOM</b>                        |              |              |              |              |              |            |            |            |                   |             |               |
| <b>Complete plumbing for exclusive use</b>                            | <b>4 981</b> | <b>608</b>   | <b>1 286</b> | <b>1 027</b> | <b>1 064</b> | <b>582</b> | <b>206</b> | <b>117</b> | <b>91</b>         | <b>3.08</b> | <b>16 436</b> |
| 1.00 or less  | 4 618        | 608          | 1 286        | 1 021        | 1 004        | 461        | 158        | 69         | 11                | 2.91        | 14 313        |
| 1.01 to 1.50  | 218          | —            | —            | 6            | 55           | 52         | 30         | 27         | 48                | 5.42        | 1 234         |
| 1.51 or more  | 145          | —            | —            | —            | 5            | 69         | 18         | 21         | 32                | 5.48        | 889           |
| <b>Lacking complete plumbing for exclusive use</b>                    | <b>5</b>     | <b>—</b>     | <b>5</b>     | <b>—</b>     | <b>—</b>     | <b>—</b>   | <b>—</b>   | <b>—</b>   | <b>—</b>          | <b>2.00</b> | <b>11</b>     |
| 1.00 or less  | 5            | —            | 5            | —            | —            | —          | —          | —          | —                 | 2.00        | 11            |
| 1.01 to 1.50  | —            | —            | —            | —            | —            | —          | —          | —          | —                 | —           | —             |
| 1.51 or more  | —            | —            | —            | —            | —            | —          | —          | —          | —                 | —           | —             |
| <b>UNITS IN STRUCTURE</b>   |              |              |              |              |              |            |            |            |                   |             |               |
| 1, detached or attached   | 4 481        | 438          | 1 137        | 940          | 1 033        | 527        | 201        | 114        | 91                | 3.21        | 15 065        |
| 2 or more   | 398          | 158          | 124          | 61           | 14           | 33         | 5          | 3          | —                 | 1.83        | 1 016         |
| Mobile home or trailer, etc.  | 107          | 12           | 30           | 26           | 17           | 22         | —          | —          | —                 | 2.94        | 366           |
| <b>VALUE</b>  |              |              |              |              |              |            |            |            |                   |             |               |
| <b>Specified owner-occupied housing units</b>                         | <b>4 090</b> | <b>369</b>   | <b>1 042</b> | <b>855</b>   | <b>973</b>   | <b>464</b> | <b>193</b> | <b>107</b> | <b>87</b>         | <b>3.24</b> | <b>13 779</b> |
| Less than \$10,000  | 9            | —            | 4            | —            | —            | 5          | —          | —          | —                 | 4.60        | 53            |
| \$10,000 to \$19,999  | 15           | —            | —            | 15           | —            | —          | —          | —          | —                 | 3.00        | 49            |
| \$20,000 to \$29,999  | 37           | 19           | 2            | 5            | 6            | —          | 5          | —          | —                 | 1.47        | 84            |
| \$30,000 to \$39,999  | 175          | 54           | 52           | 24           | 25           | 11         | —          | 9          | —                 | 2.14        | 433           |
| \$40,000 to \$49,999  | 392          | 56           | 105          | 72           | 71           | 58         | 14         | 9          | 9                 | 2.99        | 1 265         |
| \$50,000 to \$59,999  | 697          | 55           | 232          | 133          | 101          | 80         | 35         | 28         | 33                | 2.96        | 2 332         |
| \$60,000 to \$79,999  | 1 490        | 108          | 386          | 295          | 360          | 179        | 79         | 51         | 32                | 3.35        | 5 060         |
| \$80,000 to \$99,999  | 757          | 40           | 198          | 198          | 230          | 73         | 28         | 12         | 8                 | 3.36        | 2 520         |
| \$100,000 to \$149,999  | 454          | 37           | 81           | 84           | 169          | 51         | 32         | —          | —                 | 3.65        | 1 749         |
| \$150,000 or more   | 64           | —            | 12           | 29           | 11           | 7          | —          | —          | 5                 | 3.19        | 234           |
| Median  | \$69 400     | \$60 100     | \$65 400     | \$72 100     | \$76 200     | \$69 400   | \$72 400   | \$63 000   | \$60 800          | ...         | ...           |
| <b>SELECTED CHARACTERISTICS</b>                                       |              |              |              |              |              |            |            |            |                   |             |               |
| <b>All income levels in 1979</b>                                      | <b>4 986</b> | <b>608</b>   | <b>1 291</b> | <b>1 027</b> | <b>1 064</b> | <b>582</b> | <b>206</b> | <b>117</b> | <b>91</b>         | <b>3.08</b> | <b>16 447</b> |
| Median income   | \$24 232     | \$13 431     | \$23 763     | \$24 965     | \$27 047     | \$26 280   | \$27 125   | \$40 581   | \$22 596          | ...         | ...           |
| Median selected monthly owner costs as percentage of household income | 21.1         | 29.1         | 20.0         | 19.4         | 19.8         | 23.2       | 20.9       | 21.5       | 22.5              | ...         | ...           |
| With a mortgage   | 22.4         | 31.6         | 22.2         | 21.5         | 20.4         | 23.2       | 21.2       | 21.5       | 31.4              | ...         | ...           |
| Not mortgaged   | 10.0         | 19.0         | 10.5         | 10—          | 10—          | —          | 10—        | —          | 10—               | ...         | ...           |
| <b>Income in 1979 below poverty level</b>                             | <b>262</b>   | <b>79</b>    | <b>48</b>    | <b>58</b>    | <b>25</b>    | <b>21</b>  | <b>10</b>  | <b>11</b>  | <b>10</b>         | <b>2.57</b> | <b>...</b>    |
| Median income   | \$3 887      | \$3 101      | \$3 182      | \$4 000      | \$4 904      | \$5 313    | \$16 250   | \$8 750    | \$7 083           | ...         | ...           |
| Median selected monthly owner costs as percentage of household income | 50+          | 50+          | 50+          | 50+          | 50+          | 50+        | —          | 50+        | 50+               | ...         | ...           |
| With a mortgage   | 50+          | 50+          | 50+          | 50+          | 50+          | 50+        | —          | 50+        | 50+               | ...         | ...           |
| Not mortgaged   | 50+          | 50+          | 45.0         | —            | —            | —          | —          | —          | —                 | ...         | ...           |
| <b>Renter-occupied housing units</b>                                  | <b>3 968</b> | <b>1 381</b> | <b>949</b>   | <b>609</b>   | <b>451</b>   | <b>209</b> | <b>142</b> | <b>122</b> | <b>105</b>        | <b>2.14</b> | <b>10 452</b> |
| Nonrelatives present  | 561          | —            | 298          | 133          | 61           | 42         | 9          | 12         | 6                 | 2.44        | 1 561         |
| <b>ROOMS</b>  |              |              |              |              |              |            |            |            |                   |             |               |
| 1 room  | 401          | 258          | 59           | 53           | 16           | 15         | —          | —          | —                 | 1.28        | 641           |
| 2 rooms   | 534          | 216          | 98           | 93           | 49           | 27         | 34         | 11         | 6                 | 2.02        | 1 312         |
| 3 rooms   | 1 051        | 550          | 281          | 121          | 42           | 20         | 16         | 13         | 8                 | 1.46        | 2 008         |
| 4 rooms   | 1 097        | 242          | 313          | 146          | 185          | 92         | 38         | 42         | 39                | 2.48        | 3 352         |
| 5 rooms   | 441          | 80           | 113          | 90           | 94           | 12         | 27         | 13         | 12                | 2.81        | 1 408         |
| 6 rooms   | 164          | 7            | 25           | 48           | 32           | 6          | 6          | 23         | 17                | 3.56        | 669           |
| 7 or more rooms   | 280          | 28           | 60           | 58           | 33           | 37         | 21         | 20         | 23                | 3.40        | 1 062         |
| Median  | 3.5          | 2.9          | 3.6          | 3.8          | 4.1          | 4.0        | 4.1        | 4.4        | 4.5               | ...         | ...           |
| <b>PLUMBING FACILITIES BY PERSONS PER ROOM</b>                        |              |              |              |              |              |            |            |            |                   |             |               |
| <b>Complete plumbing for exclusive use</b>                            | <b>3 743</b> | <b>1 299</b> | <b>910</b>   | <b>559</b>   | <b>438</b>   | <b>182</b> | <b>134</b> | <b>122</b> | <b>99</b>         | <b>2.13</b> | <b>9 849</b>  |
| 1.00 or less  | 3 059        | 1 299        | 857          | 442          | 344          | 55         | 27         | 20         | 15                | 1.77        | 6 463         |
| 1.01 to 1.50  | 293          | —            | —            | 76           | 35           | 73         | 65         | 36         | 8                 | 4.99        | 1 318         |
| 1.51 or more  | 391          | —            | 53           | 41           | 59           | 54         | 42         | 66         | 76                | 5.29        | 2 068         |
| <b>Lacking complete plumbing for exclusive use</b>                    | <b>225</b>   | <b>82</b>    | <b>39</b>    | <b>50</b>    | <b>13</b>    | <b>27</b>  | <b>8</b>   | <b>—</b>   | <b>6</b>          | <b>2.28</b> | <b>603</b>    |
| 1.00 or less  | 136          | 82           | 33           | 21           | —            | —          | —          | —          | —                 | 1.33        | 200           |
| 1.01 to 1.50  | 43           | —            | —            | 17           | 7            | 19         | —          | —          | —                 | 4.14        | 175           |
| 1.51 or more  | 46           | —            | 6            | 12           | 6            | 8          | 8          | —          | 6                 | 4.33        | 228           |
| <b>UNITS IN STRUCTURE</b>   |              |              |              |              |              |            |            |            |                   |             |               |
| 1, detached or attached   | 846          | 147          | 146          | 170          | 145          | 78         | 33         | 65         | 62                | 3.26        | 2 951         |
| 2   | 120          | 45           | 22           | 7            | 25           | —          | 11         | —          | 10                | 2.18        | 384           |
| 3 and 4   | 365          | 115          | 106          | 72           | 34           | 8          | 14         | 7          | 9                 | 2.14        | 986           |
| 5 to 9  | 353          | 98           | 92           | 49           | 35           | 58         | 6          | 15         | —                 | 2.35        | 1 037         |
| 10 to 49  | 1 564        | 644          | 411          | 231          | 159          | 34         | 55         | 22         | 8                 | 1.84        | 3 488         |
| 50 or more  | 697          | 332          | 168          | 75           | 45           | 31         | 23         | 13         | 10                | 1.60        | 1 470         |
| Mobile home or trailer, etc.  | 23           | —            | 4            | 5            | 8            | —          | —          | —          | 6                 | 3.81        | 136           |
| <b>GROSS RENT</b>   |              |              |              |              |              |            |            |            |                   |             |               |
| <b>Specified renter-occupied housing units</b>                        | <b>3 905</b> | <b>1 354</b> | <b>934</b>   | <b>609</b>   | <b>430</b>   | <b>209</b> | <b>142</b> | <b>122</b> | <b>105</b>        | <b>2.14</b> | <b>10 346</b> |
| Less than \$100   | 236          | 125          | 34           | 6            | 20           | 38         | 6          | 7          | 7                 | 1.44        | 596           |
| \$100 to \$149  | 248          | 148          | 38           | 24           | 4            | —          | 18         | 7          | 9                 | 1.34        | 618           |
| \$150 to \$199  | 651          | 196          | 185          | 129          | 63           | 31         | 25         | 12         | 10                | 2.20        | 1 656         |
| \$200 to \$249  | 1 017        | 400          | 261          | 167          | 73           | 31         | 40         | 21         | 24                | 1.92        | 2 376         |
| \$250 to \$299  | 685          | 263          | 169          | 81           | 100          | 36         | 6          | 20         | 10                | 1.97        | 1 660         |
| \$300 to \$349  | 367          | 93           | 114          | 53           | 50           | 16         | 20         | 8          | 13                | 2.29        | 1 083         |
| \$350 to \$399  | 224          | 51           | 46           | 31           | 31           | 14         | 22         | 24         | 5                 | 2.98        | 775           |
| \$400 to \$499  | 251          | 23           | 48           | 59           | 32           | 36         | 5          | 24         | 24                | 3.42        | 965           |
| \$500 or more   | 122          | 17           | 23           | 45           | 27           | 7          | —          | —          | 3                 | 2.97        | 365           |
| No cash rent  | 104          | 38           | 16           | 14           | 30           | —          | —          | 6          | —                 | 2.38        | 252           |
| Median  | \$239        | \$224        | \$241        | \$241        | \$272        | \$261      | \$220      | \$295      | \$256             | ...         | ...           |
| <b>SELECTED CHARACTERISTICS</b>                                       |              |              |              |              |              |            |            |            |                   |             |               |
| <b>All income levels in 1979</b>                                      | <b>3 968</b> | <b>1 381</b> | <b>949</b>   | <b>609</b>   | <b>451</b>   | <b>209</b> | <b>142</b> | <b>122</b> | <b>105</b>        | <b>2.14</b> | <b>10 452</b> |
| Median income   | \$10 257     | \$7 286      | \$12 159     | \$13 872     | \$10 840     | \$11 795   | \$5 667    | \$10 750   | \$10 703          | ...         | ...           |
| Median gross rent as percentage of household income                   | 26.6         | 29.7         | 23.6         | 23.8         | 22.4         | 22.4       | 33.1       | 29.2       | 27.6              | ...         | ...           |
| <b>Income in 1979 below poverty level</b>                             | <b>1 123</b> | <b>347</b>   | <b>173</b>   | <b>111</b>   | <b>171</b>   | <b>83</b>  | <b>93</b>  | <b>59</b>  | <b>86</b>         | <b>2.87</b> | <b>...</b>    |
| Median income   | \$2 988      | \$2500—      | \$3 472      | \$2500—      | \$3 345      | \$6 250    | \$3 914    | \$3 224    | \$9 167           | ...         | ...           |
| Median gross rent as percentage of household income                   | 50+          | 50+          | 50+          | 50+          | 50+          | 37.2       | 50+        | 50+        | 30.2              | ...         | ...           |

Table B—56. Household Composition and Age of Householder for Owner- and Renter-Occupied Housing Units With an Asian or Pacific Islander Householder: 1980

[Data are estimates based on a sample, see Introduction. For meaning of symbols, see Introduction. For definitions of terms, see appendices A and B.]

|   | Married-couple families |                |                |                |                   | Male householder, no wife present |                |                |                |                   | Female householder, no husband present |                |                |                |                   | Median age |
|---|-------------------------|----------------|----------------|----------------|-------------------|-----------------------------------|----------------|----------------|----------------|-------------------|--|----------------|----------------|----------------|-------------------|------------|
|   | 15 to 24 years          | 25 to 34 years | 35 to 44 years | 45 to 64 years | 65 years and over | 15 to 24 years                    | 25 to 34 years | 35 to 44 years | 45 to 64 years | 65 years and over | 15 to 24 years                         | 25 to 34 years | 35 to 44 years | 45 to 64 years | 65 years and over |            |
| <b>Owner-occupied housing units</b> .....   |                         |                |                |                |                   |                                   |                |                |                |                   |  |                |                |                |                   |            |
| <b>PERSONS IN UNIT</b> .....  |                         |                |                |                |                   |                                   |                |                |                |                   |  |                |                |                |                   |            |
| 1 person .....  | 75                      | 921            | 926            | 1 510          | 223               | 47                                | 204            | 86             | 148            | 27                | 25                                     | 239            | 126            | 309            | 120               |            |
| 2 persons .....   | —                       | 266            | 57             | 412            | —                 | 24                                | 107            | 50             | 87             | 8                 | 8                                      | 92             | 31             | 111            | 90                |            |
| 3 persons .....   | 41                      | 234            | 191            | 355            | 177               | 23                                | 52             | 21             | 32             | —                 | 17                                     | 51             | 25             | 103            | 14                |            |
| 4 persons .....   | 12                      | 245            | 376            | 314            | 22                | —                                 | 7              | 6              | 19             | 19                | —                                      | 36             | 25             | 73             | 8                 |            |
| 5 persons .....   | —                       | 117            | 194            | 236            | 5                 | —                                 | —              | —              | —              | —                 | —                                      | 16             | 14             | 7              | 4                 |            |
| 6 or more persons .....   | 10                      | 59             | 108            | 193            | —                 | —                                 | —              | 5              | —              | —                 | —                                      | 13             | 17             | 15             | 4                 |            |
| Median .....  | 2.41                    | 3.33           | 4.07           | 3.47           | 2.13              | 1.48                              | 1.45           | 1.36           | 1.35           | 2.79              | 1.76                                   | 2.04           | 2.78           | 1.92           | 1.17              |            |
| Total persons .....   | 234                     | 3 315          | 3 935          | 5 660          | 568               | 77                                | 419            | 184            | 250            | 50                | 34                                     | 557            | 338            | 635            | 191               |            |
| <b>PLUMBING FACILITIES BY PERSONS PER ROOM</b> .....  |                         |                |                |                |                   |                                   |                |                |                |                   |  |                |                |                |                   |            |
| Complete plumbing for exclusive use .....   | 4 981                   | 921            | 926            | 1 510          | 223               | 42                                | 204            | 86             | 148            | 27                | 25                                     | 239            | 126            | 309            | 120               |            |
| 1.01 or more persons per room .....   | 363                     | 66             | 109            | —              | 5                 | —                                 | 6              | —              | —              | —                 | —                                      | 16             | —              | —              | 4                 |            |
| Lacking complete plumbing for exclusive use .....   | 5                       | —              | —              | —              | —                 | 5                                 | —              | —              | —              | —                 | —                                      | —              | —              | —              | —                 |            |
| 1.01 or more persons per room .....   | —                       | —              | —              | —              | —                 | —                                 | —              | —              | —              | —                 | —                                      | —              | —              | —              | —                 |            |
| <b>MORTGAGE STATUS AND SELECTED MONTHLY OWNER COSTS AS PERCENTAGE OF HOUSEHOLD INCOME IN 1979</b> ..... |                         |                |                |                |                   |                                   |                |                |                |                   |  |                |                |                |                   |            |
| <b>With a mortgage</b> .....  |                         |                |                |                |                   |                                   |                |                |                |                   |  |                |                |                |                   |            |
| Less than 15 percent .....  | 4 090                   | 846            | 839            | 1 253          | 156               | 30                                | 131            | 50             | 117            | 27                | 6                                      | 131            | 106            | 254            | 79                |            |
| 15 to 19 percent .....  | 3 662                   | 870            | 827            | 1 100          | 76                | 30                                | 115            | 50             | 93             | —                 | 6                                      | 131            | 106            | 231            | 22                |            |
| 20 to 24 percent .....  | 1 014                   | 74             | 171            | 540            | 45                | —                                 | 17             | 15             | 49             | —                 | 6                                      | 7              | 29             | 50             | 4                 |            |
| 25 to 29 percent .....  | 576                     | 132            | 164            | 180            | 5                 | 6                                 | 31             | 4              | 13             | —                 | —                                      | 5              | —              | 27             | 4                 |            |
| 30 to 34 percent .....  | 504                     | 137            | 173            | 109            | 5                 | 6                                 | 6              | 6              | 6              | —                 | —                                      | 10             | 21             | 24             | 4                 |            |
| 35 percent or more .....  | 335                     | 117            | 102            | 42             | 7                 | 5                                 | 13             | 7              | 7              | —                 | —                                      | 14             | 17             | 20             | 7                 |            |
| Not computed .....  | 764                     | 180            | 110            | 158            | 14                | 19                                | 28             | 6              | 13             | —                 | —                                      | 78             | 39             | 89             | 7                 |            |
| Median .....  | 22.4                    | 26.9           | 22.3           | 15.3           | 14.1              | 46.7                              | 25.9           | 25.0           | 14.5           | —                 | 12.5                                   | 38.0           | 25.9           | 28.6           | 27.1              |            |
| <b>Not mortgaged</b> .....  | 428                     | 26             | 12             | 153            | 80                | —                                 | 16             | —              | 24             | 27                | —                                      | —              | —              | 23             | 57                |            |
| Less than 10 percent .....  | 215                     | 10             | 7              | 115            | 26                | —                                 | 10             | —              | 14             | —                 | —                                      | —              | —              | 2              | 13                |            |
| 10 to 14 percent .....  | 80                      | —              | —              | 20             | 19                | —                                 | 6              | —              | 4              | 19                | —                                      | —              | —              | 13             | 7                 |            |
| 15 to 19 percent .....  | 41                      | —              | —              | 6              | 10                | —                                 | —              | —              | 6              | —                 | —                                      | —              | —              | 8              | 6                 |            |
| 20 to 24 percent .....  | 20                      | —              | —              | 12             | —                 | —                                 | —              | —              | —              | —                 | —                                      | —              | —              | —              | 6                 |            |
| 25 to 29 percent .....  | 30                      | —              | —              | 6              | 6                 | —                                 | —              | —              | —              | 8                 | —                                      | —              | —              | —              | 8                 |            |
| 30 to 34 percent .....  | 11                      | —              | —              | —              | —                 | —                                 | —              | —              | —              | —                 | —                                      | —              | —              | —              | 5                 |            |
| 35 percent or more .....  | 31                      | —              | —              | —              | 13                | —                                 | —              | —              | —              | —                 | —                                      | —              | —              | —              | 18                |            |
| Not computed .....  | —                       | —              | —              | —              | —                 | —                                 | —              | —              | —              | —                 | —                                      | —              | —              | —              | —                 |            |
| Median .....  | 10.0                    | 10—            | 10—            | 10—            | 13.7              | —                                 | 10—            | —              | 10—            | 13.6              | —                                      | —              | —              | 18.7           | 26.6              |            |
| <b>Renter-occupied housing units</b> .....  |                         |                |                |                |                   |                                   |                |                |                |                   |  |                |                |                |                   |            |
| <b>PERSONS IN UNIT</b> .....  |                         |                |                |                |                   |                                   |                |                |                |                   |  |                |                |                |                   |            |
| 1 person .....  | 1 381                   | —              | —              | —              | —                 | 212                               | 292            | 103            | 127            | 42                | 91                                     | 196            | 45             | 87             | 186               |            |
| 2 persons .....   | 949                     | 223            | 39             | 44             | 32                | 108                               | 127            | 18             | 14             | 7                 | 50                                     | 109            | 37             | 47             | 13                |            |
| 3 persons .....   | 609                     | 212            | 88             | 17             | 7                 | 51                                | 47             | 30             | 26             | —                 | 14                                     | 17             | 22             | 25             | —                 |            |
| 4 persons .....   | 451                     | 50             | 144            | 45             | 9                 | 7                                 | 8              | 5              | 6              | —                 | 29                                     | 38             | 8              | 17             | —                 |            |
| 5 persons .....   | 209                     | 5              | 80             | 23             | 7                 | 7                                 | 7              | —              | —              | —                 | 7                                      | 12             | 20             | —              | —                 |            |
| 6 or more persons .....   | 369                     | 13             | 89             | 105            | 6                 | 6                                 | 8              | 1              | 6              | —                 | 12                                     | 12             | 28             | —              | 9                 |            |
| Median .....  | 2.14                    | 2.88           | 3.21           | 4.98           | 2.47              | 1.42                              | 1.31           | 1.26           | 1.20           | 1.08              | 1.59                                   | 1.48           | 2.45           | 1.52           | 1.06              |            |
| Total persons .....   | 10 452                  | 655            | 2 541          | 1 208          | 158               | 684                               | 706            | 257            | 312            | 58                | 400                                    | 639            | 587            | 401            | 284               |            |
| <b>PLUMBING FACILITIES BY PERSONS PER ROOM</b> .....  |                         |                |                |                |                   |                                   |                |                |                |                   |  |                |                |                |                   |            |
| Complete plumbing for exclusive use .....   | 3 743                   | 188            | 686            | 227            | 55                | 362                               | 449            | 149            | 169            | 49                | 172                                    | 384            | 142            | 176            | 188               |            |
| 1.01 or more persons per room .....   | 684                     | 48             | 180            | 126            | 16                | 31                                | 22             | 11             | 6              | —                 | 6                                      | 27             | 33             | 4              | 9                 |            |
| Lacking complete plumbing for exclusive use .....   | 225                     | 14             | 62             | 7              | 7                 | 29                                | 25             | 8              | 10             | —                 | 19                                     | —              | 18             | —              | 20                |            |
| 1.01 or more persons per room .....   | 89                      | 14             | 55             | —              | —                 | 7                                 | —              | —              | —              | —                 | —                                      | —              | —              | —              | —                 |            |
| <b>GROSS RENT AS PERCENTAGE OF HOUSEHOLD INCOME IN 1979</b> .....                                       |                         |                |                |                |                   |                                   |                |                |                |                   |  |                |                |                |                   |            |
| <b>Specified renter-occupied housing units</b> .....  |                         |                |                |                |                   |                                   |                |                |                |                   |  |                |                |                |                   |            |
| Less than 15 percent .....  | 3 905                   | 193            | 748            | 228            | 62                | 391                               | 474            | 157            | 175            | 39                | 191                                    | 359            | 160            | 176            | 204               |            |
| 15 to 19 percent .....  | 688                     | 21             | 153            | 80             | 31                | 64                                | 99             | 27             | 58             | —                 | —                                      | 27             | 12             | 28             | 24                |            |
| 20 to 24 percent .....  | 522                     | 39             | 109            | 91             | —                 | 31                                | 88             | 29             | 44             | —                 | —                                      | 55             | 13             | 6              | 17                |            |
| 25 to 29 percent .....  | 441                     | 10             | 83             | 36             | 15                | 20                                | 55             | 24             | 22             | —                 | 17                                     | 58             | 21             | 30             | 12                |            |
| 30 to 34 percent .....  | 428                     | 32             | 124            | 35             | 6                 | 19                                | 53             | 6              | 6              | —                 | 8                                      | 59             | 28             | 23             | 21                |            |
| 35 to 49 percent .....  | 214                     | —              | 60             | 10             | —                 | 7                                 | 19             | 11             | 6              | 7                 | 18                                     | 30             | —              | 4              | 9                 |            |
| 50 percent or more .....  | 463                     | 34             | 41             | 27             | 9                 | 72                                | 52             | 20             | —              | 20                | 57                                     | 31             | 36             | 6              | 43                |            |
| Not computed .....  | 823                     | 32             | 110            | 39             | —                 | 121                               | 89             | 20             | 33             | 12                | 64                                     | 99             | 45             | 67             | 46                |            |
| Median .....  | 32.6                    | 25             | 68             | 30             | 7                 | 57                                | 19             | 20             | 6              | 12                | 27                                     | 21             | 5              | 12             | 32.1              |            |
| Total persons .....   | 26.6                    | 27.2           | 24.7           | 26.1           | 12.5              | 39.8                              | 23.7           | 22.6           | 18.0           | 40.6              | 43.1                                   | 28.3           | 36.0           | 28.9           | 40.7              |            |

**Table B—57. Age and Sex of Householder in One-Person Households for Owner- and Renter-Occupied Housing Units With an Asian or Pacific Islander Householder: 1980**

[Data are estimates based on a sample, see Introduction. For meaning of symbols, see Introduction. For definitions of terms, see appendixes A and B]

| Inside SMSA's   | Male householder |                |                |                |                |                   | Female householder |                |                |                |                |                   |            |
|---|------------------|----------------|----------------|----------------|----------------|-------------------|--------------------|----------------|----------------|----------------|----------------|-------------------|------------|
|   | Total            | 15 to 24 years | 25 to 34 years | 35 to 44 years | 45 to 64 years | 65 years and over | Total              | 15 to 24 years | 25 to 34 years | 35 to 44 years | 45 to 64 years | 65 years and over |            |
| <b>Owner-occupied housing units</b> -----   | <b>608</b>       | <b>276</b>     | <b>24</b>      | <b>107</b>     | <b>50</b>      | <b>87</b>         | <b>8</b>           | <b>332</b>     | <b>8</b>       | <b>92</b>      | <b>31</b>      | <b>111</b>        | <b>90</b>  |
| <b>PLUMBING FACILITIES</b>  |                  |                |                |                |                |                   |                    |                |                |                |                |                   |            |
| Complete plumbing for exclusive use -----   | 608              | 276            | 24             | 107            | 50             | 87                | 8                  | 332            | 8              | 92             | 31             | 111               | 90         |
| Locking complete plumbing for exclusive use -----                                   | -                | -              | -              | -              | -              | -                 | -                  | -              | -              | -              | -              | -                 | -          |
| <b>UNITS IN STRUCTURE</b>   |                  |                |                |                |                |                   |                    |                |                |                |                |                   |            |
| 1, detached or attached -----   | 438              | 215            | 24             | 85             | 19             | 79                | 8                  | 223            | -              | 44             | 31             | 90                | 58         |
| 2 or more -----   | 158              | 49             | -              | 18             | 23             | 8                 | -                  | 109            | 8              | 48             | -              | 21                | 32         |
| Mobile home or trailer, etc. -----  | 12               | 12             | -              | 4              | 8              | -                 | -                  | -              | -              | -              | -              | -                 | -          |
| <b>HOUSEHOLD INCOME IN 1979</b>   |                  |                |                |                |                |                   |                    |                |                |                |                |                   |            |
| Less than \$5,000 -----   | 124              | 34             | 6              | 14             | 6              | 8                 | -                  | 90             | -              | 15             | 6              | 38                | 31         |
| \$5,000 to \$9,999 -----  | 73               | 23             | -              | 6              | -              | 9                 | 8                  | 50             | -              | 5              | -              | 13                | 32         |
| \$10,000 to \$12,499 -----  | 88               | 18             | -              | 10             | 8              | -                 | -                  | 70             | -              | 8              | 8              | 34                | 20         |
| \$12,500 to \$14,999 -----  | 51               | 6              | -              | 6              | -              | -                 | -                  | 45             | 8              | 22             | -              | 8                 | 7          |
| \$15,000 to \$19,999 -----  | 123              | 82             | 18             | 27             | 16             | 21                | -                  | 41             | -              | 33             | 8              | -                 | -          |
| \$20,000 to \$24,999 -----  | 73               | 43             | -              | 11             | 8              | 24                | -                  | 30             | -              | 9              | 9              | 12                | -          |
| \$25,000 to \$34,999 -----  | 38               | 38             | -              | 25             | 7              | 6                 | -                  | -              | -              | -              | -              | -                 | -          |
| \$35,000 to \$49,999 -----  | 23               | 17             | -              | -              | 5              | 12                | -                  | 6              | -              | -              | -              | 6                 | -          |
| \$50,000 or more -----  | 15               | 15             | -              | 8              | -              | 7                 | -                  | -              | -              | -              | -              | -                 | -          |
| Median -----  | \$13 431         | \$17 159       | \$15 833       | \$18 021       | \$16 719       | \$20 917          | \$6 250            | \$10 929       | \$13 750       | \$14 545       | \$15 469       | \$10 331          | \$7 632    |
| Mean -----  | \$15 462         | \$20 998       | \$12 519       | \$21 155       | \$19 070       | \$25 724          | \$5 010            | \$10 859       | \$12 530       | \$13 692       | \$14 212       | \$10 352          | \$7 286    |
| <b>MORTGAGE STATUS AND SELECTED MONTHLY OWNER COSTS</b>                             |                  |                |                |                |                |                   |                    |                |                |                |                |                   |            |
| <b>Specified owner-occupied housing units</b> -----                                 | <b>369</b>       | <b>184</b>     | <b>24</b>      | <b>71</b>      | <b>19</b>      | <b>62</b>         | <b>8</b>           | <b>185</b>     | <b>-</b>       | <b>19</b>      | <b>31</b>      | <b>77</b>         | <b>58</b>  |
| <b>With a mortgage</b> -----  | <b>281</b>       | <b>153</b>     | <b>24</b>      | <b>65</b>      | <b>19</b>      | <b>45</b>         | <b>-</b>           | <b>128</b>     | <b>-</b>       | <b>19</b>      | <b>31</b>      | <b>64</b>         | <b>14</b>  |
| Less than \$200 -----   | 21               | -              | -              | -              | -              | -                 | -                  | 21             | -              | -              | -              | 21                | -          |
| \$200 to \$249 -----  | 37               | 19             | -              | 6              | -              | 13                | -                  | 18             | -              | 7              | -              | 11                | -          |
| \$250 to \$299 -----  | 30               | 7              | -              | -              | -              | 7                 | -                  | 23             | -              | -              | 9              | 14                | -          |
| \$300 to \$349 -----  | 29               | 7              | -              | 7              | -              | -                 | -                  | 22             | -              | -              | 8              | 7                 | 7          |
| \$350 to \$399 -----  | 30               | 17             | 5              | -              | 7              | -                 | -                  | 13             | -              | 5              | 8              | -                 | -          |
| \$400 to \$499 -----  | 48               | 26             | -              | 18             | -              | 8                 | -                  | 22             | -              | 5              | 6              | 11                | -          |
| \$500 to \$599 -----  | 27               | 18             | -              | 13             | -              | 5                 | -                  | 9              | -              | 2              | -              | -                 | 7          |
| \$600 to \$749 -----  | 39               | 39             | 19             | 13             | -              | 7                 | -                  | -              | -              | -              | -              | -                 | -          |
| \$750 or more -----   | 20               | 20             | -              | 8              | 12             | -                 | -                  | -              | -              | -              | -              | -                 | -          |
| Median -----  | \$389            | \$503          | \$655          | \$512          | \$750+         | \$375             | -                  | \$305          | -              | \$375          | \$341          | \$250             | \$425      |
| <b>Not mortgaged</b> -----  | <b>88</b>        | <b>31</b>      | <b>-</b>       | <b>6</b>       | <b>-</b>       | <b>17</b>         | <b>8</b>           | <b>57</b>      | <b>-</b>       | <b>-</b>       | <b>-</b>       | <b>13</b>         | <b>44</b>  |
| Less than \$50 -----  | -                | -              | -              | -              | -              | -                 | -                  | -              | -              | -              | -              | -                 | -          |
| \$50 to \$74 -----  | -                | -              | -              | -              | -              | -                 | -                  | -              | -              | -              | -              | -                 | -          |
| \$75 to \$99 -----  | 9                | 7              | -              | -              | -              | 7                 | -                  | 2              | -              | -              | -              | -                 | 2          |
| \$100 to \$124 -----  | 37               | 14             | -              | -              | -              | 6                 | 8                  | 23             | -              | -              | -              | 7                 | 16         |
| \$125 to \$149 -----  | 14               | 6              | -              | 6              | -              | -                 | -                  | 8              | -              | -              | -              | -                 | 8          |
| \$150 to \$199 -----  | 15               | 4              | -              | -              | -              | 4                 | -                  | 11             | -              | -              | -              | 6                 | 5          |
| \$200 to \$249 -----  | 13               | -              | -              | -              | -              | -                 | -                  | 13             | -              | -              | -              | -                 | 13         |
| \$250 or more -----   | -                | -              | -              | -              | -              | -                 | -                  | -              | -              | -              | -              | -                 | -          |
| Median -----  | \$124            | \$115          | -              | \$138          | -              | \$106             | \$113              | \$136          | -              | -              | -              | \$123             | \$138      |
| <b>SELECTED CHARACTERISTICS</b>   |                  |                |                |                |                |                   |                    |                |                |                |                |                   |            |
| Median selected monthly owner costs as percentage of household income in 1979 ----- | 29.1             | 27.4           | 50+            | 27.4           | 29.0           | 15.0              | 27.5               | 34.0           | -              | 37.5           | 29.1           | 50+               | 31.0       |
| With a mortgage -----   | 31.6             | 29.0           | 50+            | 28.1           | 29.0           | 16.8              | -                  | 38.1           | -              | 37.5           | 29.1           | 50+               | 40.0       |
| Not mortgaged -----   | 19.0             | 14.2           | -              | 12.5           | -              | 11.9              | 27.5               | 26.6           | -              | -              | -              | 17.5              | 31.0       |
| Income in 1979 below poverty level -----  | 79               | 20             | 6              | 6              | -              | 8                 | -                  | 59             | -              | -              | -              | 38                | 21         |
| Percent below poverty level -----   | 13.0             | 7.2            | 25.0           | 5.6            | -              | 9.2               | -                  | 17.8           | -              | -              | -              | 34.2              | 23.3       |
| <b>Renter-occupied housing units</b> -----  | <b>1 381</b>     | <b>776</b>     | <b>212</b>     | <b>292</b>     | <b>103</b>     | <b>127</b>        | <b>42</b>          | <b>605</b>     | <b>91</b>      | <b>196</b>     | <b>45</b>      | <b>87</b>         | <b>186</b> |
| <b>PLUMBING FACILITIES</b>  |                  |                |                |                |                |                   |                    |                |                |                |                |                   |            |
| Complete plumbing for exclusive use -----   | 1 299            | 732            | 199            | 279            | 95             | 117               | 42                 | 567            | 91             | 196            | 27             | 87                | 166        |
| Locking complete plumbing for exclusive use -----                                   | 82               | 44             | 13             | 13             | 8              | 10                | -                  | 38             | -              | -              | 18             | -                 | 20         |
| <b>UNITS IN STRUCTURE</b>   |                  |                |                |                |                |                   |                    |                |                |                |                |                   |            |
| 1, detached or attached -----   | 147              | 80             | 28             | 17             | 12             | 9                 | 14                 | 67             | 18             | 17             | -              | 21                | 11         |
| 2 -----   | 45               | 10             | 4              | 6              | -              | -                 | -                  | 35             | 6              | 11             | -              | 14                | 4          |
| 3 and 4 -----   | 115              | 66             | 8              | 13             | 27             | 10                | 8                  | 49             | -              | 17             | 7              | 13                | 12         |
| 5 to 9 -----  | 98               | 58             | 8              | 24             | -              | 20                | 6                  | 40             | -              | 7              | 10             | 12                | 11         |
| 10 to 49 -----  | 644              | 395            | 105            | 184            | 50             | 42                | 14                 | 249            | 50             | 116            | 22             | 22                | 39         |
| 50 or more -----  | 332              | 167            | 59             | 48             | 14             | 46                | -                  | 165            | 17             | 28             | 6              | 5                 | 109        |
| Mobile home or trailer, etc. -----  | -                | -              | -              | -              | -              | -                 | -                  | -              | -              | -              | -              | -                 | -          |
| <b>HOUSEHOLD INCOME IN 1979</b>   |                  |                |                |                |                |                   |                    |                |                |                |                |                   |            |
| Less than \$5,000 -----   | 450              | 210            | 94             | 35             | 21             | 24                | 36                 | 240            | 25             | 31             | 18             | 28                | 138        |
| \$5,000 to \$9,999 -----  | 420              | 231            | 79             | 93             | 37             | 16                | 6                  | 189            | 60             | 61             | 7              | 32                | 29         |
| \$10,000 to \$12,499 -----  | 116              | 62             | 12             | 26             | 6              | 18                | -                  | 54             | -              | 33             | 6              | 15                | -          |
| \$12,500 to \$14,999 -----  | 95               | 60             | 9              | 42             | 2              | 7                 | -                  | 35             | 6              | 29             | -              | -                 | -          |
| \$15,000 to \$19,999 -----  | 142              | 101            | 5              | 65             | 12             | 19                | -                  | 41             | -              | 29             | 7              | -                 | 5          |
| \$20,000 to \$24,999 -----  | 89               | 64             | 7              | 21             | 6              | 30                | -                  | 25             | -              | 8              | 7              | 5                 | 5          |
| \$25,000 to \$34,999 -----  | 57               | 41             | 6              | 10             | 19             | 6                 | -                  | 16             | -              | -              | -              | 7                 | 9          |
| \$35,000 to \$49,999 -----  | -                | -              | -              | -              | -              | -                 | -                  | -              | -              | -              | -              | -                 | -          |
| \$50,000 or more -----  | 12               | 7              | -              | -              | -              | 7                 | -                  | 5              | -              | 5              | -              | -                 | -          |
| Median -----  | \$7 286          | \$8 459        | \$5 517        | \$11 731       | \$8 646        | \$14 464          | \$3 958            | \$6 324        | \$6 971        | \$10 455       | \$6 607        | \$6 937           | \$3 968    |
| Mean -----  | \$9 533          | \$10 540       | \$6 028        | \$11 656       | \$11 718       | \$16 552          | \$4 484            | \$8 243        | \$6 096        | \$11 247       | \$9 609        | \$8 688           | \$5 589    |
| <b>GROSS RENT</b>   |                  |                |                |                |                |                   |                    |                |                |                |                |                   |            |
| <b>Specified renter-occupied housing units</b> -----                                | <b>1 354</b>     | <b>762</b>     | <b>212</b>     | <b>292</b>     | <b>103</b>     | <b>123</b>        | <b>32</b>          | <b>592</b>     | <b>91</b>      | <b>187</b>     | <b>45</b>      | <b>87</b>         | <b>182</b> |
| Less than \$100 -----   | 125              | 60             | 20             | 7              | 8              | 19                | 6                  | 65             | -              | -              | -              | 14                | 51         |
| \$100 to \$149 -----  | 148              | 52             | -              | 16             | 5              | 23                | 8                  | 96             | -              | 12             | 8              | 8                 | 68         |
| \$150 to \$199 -----  | 196              | 111            | 24             | 35             | 23             | 25                | 4                  | 85             | 24             | 34             | -              | 13                | 14         |
| \$200 to \$249 -----  | 400              | 238            | 51             | 117            | 25             | 37                | 8                  | 162            | 44             | 56             | 13             | 25                | 24         |
| \$250 to \$299 -----  | 263              | 159            | 74             | 59             | 20             | -                 | 6                  | 104            | 17             | 49             | 17             | 16                | 5          |
| \$300 to \$349 -----  | 93               | 73             | 17             | 32             | 5              | 19                | -                  | 20             | -              | 14             | -              | -                 | 6          |
| \$350 to \$399 -----  | 51               | 24             | 8              | 11             | 5              | -                 | -                  | 27             | -              | 14             | -              | 6                 | 7          |
| \$400 to \$499 -----  | 23               | 16             | 9              | 7              | -              | -                 | -                  | 7              | -              | -              | 7              | -                 | -          |
| \$500 or more -----   | 17               | 4              | -              | 4              | -              | -                 | -                  | 13             | -              | 8              | -              | 5                 | -          |
| No cash rent -----  | 38               | 25             | 9              | 4              | 12             | -                 | -                  | 13             | 6              | -              | -              | -                 | 7          |
| Median -----  | \$224            | \$229          | \$254          | \$234          | \$233          | \$187             | \$175              | \$216          | \$229          | \$245          | \$252          | \$211             | \$136      |
| <b>SELECTED CHARACTERISTICS</b>   |                  |                |                |                |                |                   |                    |                |                |                |                |                   |            |
| Median gross rent as percentage of household income in 1979 -----                   | 29.7             | 28.1           | 48.0           | 25.3           | 26.5           | 17.2              | 45.0               | 32.4           | 37.1           | 27.9           | 36.6           | 28.4              | 42.2       |
| Income in 1979 below poverty level -----  | 347              | 147            | 83             | 35             | 8              | 15                | 6                  | 200            | 25             | 31             | 10             | 28                | 106        |
| Percent below poverty level -----   | 25.1             | 18.9           | 39.2           | 12.0           | 7.8            | 11.8              | 14.3               | 33.1           | 27.5           | 15.8           | 22.2           | 32.2              | 57.0       |

Table B—58. Value of Owner-Occupied Housing Units With a Spanish Origin Householder: 1980

[Data are estimates based on a sample, see Introduction. For meaning of symbols, see Introduction. For definitions of terms, see appendixes A and B.]

| Inside SMSA's   | Total           | Less than \$10,000 | \$10,000 to \$19,999 | \$20,000 to \$29,999 | \$30,000 to \$39,999 | \$40,000 to \$49,999 | \$50,000 to \$59,999 | \$60,000 to \$79,999 | \$80,000 to \$99,999 | \$100,000 to \$149,999 | \$150,000 or more | Median (dollars) | Mean (dollars) |
|---|-----------------|--------------------|----------------------|----------------------|----------------------|----------------------|----------------------|----------------------|----------------------|------------------------|-------------------|------------------|----------------|
| <b>Specified owner-occupied housing units</b> -----   | <b>34 743</b>   | <b>454</b>         | <b>1 510</b>         | <b>3 379</b>         | <b>4 437</b>         | <b>6 382</b>         | <b>6 094</b>         | <b>9 142</b>         | <b>2 252</b>         | <b>914</b>             | <b>179</b>        | <b>51 800</b>    | <b>53 500</b>  |
| <b>HOUSEHOLD TYPE AND AGE OF HOUSEHOLDER</b>  |                 |                    |                      |                      |                      |                      |                      |                      |                      |                        |                   |                  |                |
| <b>Married-couple families</b> -----  | <b>27 681</b>   | <b>226</b>         | <b>892</b>           | <b>2 480</b>         | <b>3 361</b>         | <b>4 977</b>         | <b>4 998</b>         | <b>7 759</b>         | <b>2 011</b>         | <b>820</b>             | <b>157</b>        | <b>53 600</b>    | <b>55 400</b>  |
| 15 to 24 years -----  | 960             | 10                 | 14                   | 87                   | 173                  | 189                  | 277                  | 192                  | 11                   | 7                      | —                 | 50 400           | 49 200         |
| 25 to 34 years -----  | 8 245           | 25                 | 114                  | 496                  | 903                  | 1 482                | 1 659                | 2 776                | 592                  | 161                    | 37                | 56 400           | 57 300         |
| 35 to 44 years -----  | 7 400           | 14                 | 124                  | 379                  | 572                  | 1 127                | 1 330                | 2 555                | 876                  | 349                    | 74                | 61 000           | 62 900         |
| 45 to 64 years -----  | 9 007           | 123                | 370                  | 1 101                | 1 305                | 1 782                | 1 511                | 2 021                | 492                  | 256                    | 46                | 49 000           | 51 600         |
| 65 years and over -----   | 2 069           | 54                 | 270                  | 417                  | 408                  | 397                  | 221                  | 215                  | 40                   | 47                     | —                 | 37 300           | 40 000         |
| <b>Male householder, no wife present</b> -----  | <b>2 449</b>    | <b>56</b>          | <b>208</b>           | <b>358</b>           | <b>319</b>           | <b>403</b>           | <b>397</b>           | <b>568</b>           | <b>83</b>            | <b>45</b>              | <b>12</b>         | <b>47 100</b>    | <b>48 000</b>  |
| 15 to 24 years -----  | 178             | —                  | —                    | 8                    | 42                   | 33                   | 63                   | 32                   | —                    | —                      | —                 | 50 800           | 49 100         |
| 25 to 34 years -----  | 867             | 12                 | 34                   | 94                   | 110                  | 130                  | 154                  | 252                  | 38                   | 39                     | 4                 | 52 900           | 54 500         |
| 35 to 44 years -----  | 527             | 8                  | 39                   | 66                   | 70                   | 94                   | 86                   | 132                  | 24                   | —                      | 8                 | 48 000           | 50 200         |
| 45 to 64 years -----  | 569             | 6                  | 51                   | 113                  | 54                   | 98                   | 78                   | 142                  | 21                   | 6                      | —                 | 45 500           | 46 900         |
| 65 years and over -----   | 308             | 30                 | 84                   | 77                   | 43                   | 48                   | 16                   | 10                   | —                    | —                      | —                 | 25 400           | 27 600         |
| <b>Female householder, no husband present</b> -----   | <b>4 613</b>    | <b>172</b>         | <b>410</b>           | <b>541</b>           | <b>757</b>           | <b>1 002</b>         | <b>699</b>           | <b>815</b>           | <b>158</b>           | <b>49</b>              | <b>10</b>         | <b>43 800</b>    | <b>45 100</b>  |
| 15 to 24 years -----  | 133             | —                  | 15                   | 5                    | 26                   | 36                   | 51                   | —                    | —                    | —                      | —                 | 46 300           | 43 600         |
| 25 to 34 years -----  | 846             | —                  | 27                   | 70                   | 146                  | 191                  | 160                  | 176                  | 53                   | 23                     | —                 | 49 400           | 52 400         |
| 35 to 44 years -----  | 927             | 5                  | 17                   | 58                   | 101                  | 180                  | 216                  | 285                  | 48                   | 13                     | 4                 | 54 500           | 55 300         |
| 45 to 64 years -----  | 1 845           | 76                 | 197                  | 213                  | 367                  | 474                  | 206                  | 256                  | 50                   | —                      | 6                 | 41 300           | 41 800         |
| 65 years and over -----   | 862             | 91                 | 154                  | 195                  | 117                  | 121                  | 66                   | 98                   | 7                    | 13                     | —                 | 29 300           | 34 400         |
| <b>Median age</b> -----   | <b>41.6</b>     | <b>60.6</b>        | <b>55.9</b>          | <b>51.2</b>          | <b>45.9</b>          | <b>43.0</b>          | <b>39.2</b>          | <b>38.3</b>          | <b>38.8</b>          | <b>40.8</b>            | <b>41.3</b>       | ...              | ...            |
| <b>YEAR HOUSEHOLDER MOVED INTO UNIT</b>   |                 |                    |                      |                      |                      |                      |                      |                      |                      |                        |                   |                  |                |
| 1979 to March 1980 -----  | 5 544           | 26                 | 81                   | 309                  | 432                  | 866                  | 1 137                | 1 903                | 477                  | 250                    | 63                | 59 400           | 61 600         |
| 1975 to 1978 -----  | 11 128          | 67                 | 222                  | 677                  | 1 424                | 1 662                | 2 139                | 3 469                | 996                  | 387                    | 85                | 57 000           | 58 800         |
| 1970 to 1974 -----  | 6 955           | 49                 | 237                  | 618                  | 909                  | 1 516                | 1 182                | 1 797                | 452                  | 172                    | 23                | 51 000           | 53 500         |
| 1960 to 1969 -----  | 6 460           | 66                 | 378                  | 904                  | 828                  | 1 438                | 1 118                | 1 406                | 235                  | 83                     | 4                 | 47 400           | 48 100         |
| 1959 or earlier -----   | 4 656           | 246                | 592                  | 871                  | 844                  | 900                  | 518                  | 567                  | 92                   | 22                     | 4                 | 37 100           | 38 700         |
| <b>ROOMS</b>  |                 |                    |                      |                      |                      |                      |                      |                      |                      |                        |                   |                  |                |
| 1 to 3 rooms -----  | 1 044           | 82                 | 180                  | 164                  | 184                  | 148                  | 117                  | 159                  | —                    | 10                     | —                 | 35 200           | 37 300         |
| 4 rooms -----   | 3 797           | 180                | 442                  | 743                  | 745                  | 867                  | 395                  | 361                  | 27                   | 34                     | 3                 | 37 000           | 38 200         |
| 5 rooms -----   | 7 626           | 129                | 524                  | 1 158                | 1 560                | 1 849                | 1 275                | 1 016                | 81                   | 34                     | —                 | 42 200           | 42 700         |
| 6 rooms -----   | 6 573           | 45                 | 200                  | 700                  | 932                  | 1 390                | 1 398                | 1 610                | 246                  | 52                     | —                 | 50 100           | 50 300         |
| 7 rooms -----   | 6 550           | 18                 | 105                  | 372                  | 554                  | 1 160                | 1 384                | 2 292                | 539                  | 111                    | 15                | 57 600           | 57 800         |
| 8 or more rooms -----   | 9 153           | —                  | 59                   | 242                  | 462                  | 968                  | 1 525                | 3 704                | 1 359                | 673                    | 161               | 66 300           | 70 000         |
| <b>Median</b> -----   | <b>6.2</b>      | <b>4.3</b>         | <b>4.8</b>           | <b>5.2</b>           | <b>5.3</b>           | <b>5.7</b>           | <b>6.4</b>           | <b>7.1</b>           | <b>7.8</b>           | <b>8.4</b>             | <b>8.5+</b>       | ...              | ...            |
| <b>BEDROOMS</b>   |                 |                    |                      |                      |                      |                      |                      |                      |                      |                        |                   |                  |                |
| None -----  | 46              | 6                  | 2                    | 8                    | 18                   | 6                    | 6                    | —                    | —                    | —                      | —                 | 31 900           | 30 800         |
| 1 -----   | 1 075           | 96                 | 211                  | 213                  | 231                  | 135                  | 75                   | 104                  | —                    | 10                     | —                 | 30 900           | 33 500         |
| 2 -----   | 7 876           | 223                | 779                  | 1 438                | 1 546                | 1 680                | 1 044                | 1 020                | 98                   | 48                     | —                 | 39 700           | 40 500         |
| 3 -----   | 14 464          | 112                | 356                  | 1 347                | 1 885                | 2 858                | 2 915                | 3 815                | 907                  | 252                    | 17                | 52 100           | 53 200         |
| 4 -----   | 8 875           | 11                 | 141                  | 298                  | 558                  | 1 424                | 1 607                | 3 298                | 1 006                | 442                    | 90                | 61 900           | 64 000         |
| 5 or more -----   | 2 407           | 6                  | 21                   | 75                   | 199                  | 279                  | 447                  | 905                  | 241                  | 162                    | 72                | 64 300           | 68 300         |
| <b>YEAR STRUCTURE BUILT</b>   |                 |                    |                      |                      |                      |                      |                      |                      |                      |                        |                   |                  |                |
| 1975 to March 1980 -----  | 4 938           | 5                  | 6                    | 64                   | 200                  | 481                  | 753                  | 2 084                | 806                  | 423                    | 116               | 68 600           | 73 400         |
| 1970 to 1974 -----  | 4 659           | 6                  | 40                   | 118                  | 375                  | 813                  | 986                  | 1 540                | 554                  | 202                    | 25                | 59 900           | 62 500         |
| 1960 to 1969 -----  | 6 067           | 19                 | 74                   | 228                  | 554                  | 1 128                | 1 263                | 2 136                | 488                  | 163                    | 14                | 58 200           | 59 200         |
| 1950 to 1959 -----  | 8 377           | 121                | 334                  | 839                  | 1 288                | 1 722                | 1 749                | 2 068                | 197                  | 55                     | 4                 | 49 300           | 49 100         |
| 1940 to 1949 -----  | 3 058           | 79                 | 321                  | 536                  | 606                  | 576                  | 499                  | 401                  | 28                   | 8                      | 4                 | 39 800           | 40 700         |
| 1939 or earlier -----   | 7 644           | 224                | 735                  | 1 594                | 1 414                | 1 662                | 844                  | 913                  | 179                  | 63                     | 16                | 38 800           | 40 700         |
| <b>HOUSEHOLD INCOME IN 1979</b>   |                 |                    |                      |                      |                      |                      |                      |                      |                      |                        |                   |                  |                |
| Less than \$5,000 -----   | 2 418           | 171                | 330                  | 483                  | 394                  | 491                  | 249                  | 200                  | 92                   | 8                      | —                 | 34 400           | 37 300         |
| \$5,000 to \$9,999 -----  | 3 287           | 105                | 408                  | 682                  | 644                  | 694                  | 414                  | 287                  | 48                   | 5                      | —                 | 37 400           | 37 800         |
| \$10,000 to \$12,499 -----  | 2 236           | 69                 | 176                  | 262                  | 506                  | 515                  | 276                  | 366                  | 37                   | 29                     | —                 | 42 300           | 43 500         |
| \$12,500 to \$14,999 -----  | 2 345           | 38                 | 157                  | 337                  | 434                  | 548                  | 443                  | 309                  | 74                   | 5                      | —                 | 44 000           | 44 100         |
| \$15,000 to \$19,999 -----  | 6 130           | 51                 | 231                  | 597                  | 923                  | 1 349                | 1 206                | 1 515                | 219                  | 30                     | 9                 | 49 400           | 49 900         |
| \$20,000 to \$24,999 -----  | 6 312           | 14                 | 102                  | 459                  | 661                  | 1 219                | 1 277                | 2 132                | 347                  | 91                     | 10                | 55 400           | 55 600         |
| \$25,000 to \$34,999 -----  | 7 790           | 6                  | 76                   | 430                  | 680                  | 1 180                | 1 494                | 2 907                | 711                  | 260                    | 46                | 60 200           | 60 800         |
| \$35,000 to \$49,999 -----  | 3 426           | —                  | 16                   | 107                  | 184                  | 327                  | 612                  | 1 228                | 619                  | 302                    | 31                | 67 200           | 70 200         |
| \$50,000 or more -----  | 799             | —                  | 14                   | 22                   | 11                   | 59                   | 123                  | 198                  | 105                  | 184                    | 83                | 76 900           | 91 700         |
| <b>Median</b> -----   | <b>\$20 690</b> | <b>\$7 500</b>     | <b>\$10 241</b>      | <b>\$14 447</b>      | <b>\$16 200</b>      | <b>\$18 564</b>      | <b>\$21 621</b>      | <b>\$24 426</b>      | <b>\$29 325</b>      | <b>\$36 163</b>        | <b>\$45 893</b>   | ...              | ...            |
| <b>Mean</b> -----   | <b>\$21 806</b> | <b>\$8 645</b>     | <b>\$12 003</b>      | <b>\$15 587</b>      | <b>\$17 084</b>      | <b>\$18 949</b>      | <b>\$22 732</b>      | <b>\$25 469</b>      | <b>\$29 463</b>      | <b>\$41 789</b>        | <b>\$57 275</b>   | ...              | ...            |
| <b>MORTGAGE STATUS AND SELECTED MONTHLY OWNER COSTS AS PERCENTAGE OF HOUSEHOLD INCOME IN 1979</b> |                 |                    |                      |                      |                      |                      |                      |                      |                      |                        |                   |                  |                |
| <b>With a mortgage</b> -----  | <b>28 273</b>   | <b>105</b>         | <b>647</b>           | <b>2 126</b>         | <b>3 223</b>         | <b>5 204</b>         | <b>5 365</b>         | <b>8 459</b>         | <b>2 132</b>         | <b>846</b>             | <b>166</b>        | <b>55 000</b>    | <b>56 900</b>  |
| Less than 15 percent -----  | 6 465           | 18                 | 152                  | 561                  | 824                  | 1 282                | 1 301                | 1 754                | 332                  | 196                    | 45                | 52 800           | 55 200         |
| 15 to 19 percent -----  | 5 310           | 6                  | 137                  | 353                  | 558                  | 994                  | 997                  | 1 719                | 355                  | 170                    | 21                | 55 900           | 57 300         |
| 20 to 24 percent -----  | 4 641           | 24                 | 80                   | 257                  | 511                  | 863                  | 915                  | 1 425                | 428                  | 114                    | 24                | 56 000           | 58 100         |
| 25 to 29 percent -----  | 3 650           | 11                 | 56                   | 287                  | 368                  | 604                  | 636                  | 1 233                | 315                  | 92                     | 48                | 57 800           | 59 000         |
| 30 to 34 percent -----  | 2 332           | —                  | 31                   | 132                  | 220                  | 331                  | 492                  | 757                  | 262                  | 101                    | 6                 | 59 100           | 61 100         |
| 35 percent or more -----  | 5 740           | 46                 | 182                  | 517                  | 719                  | 1 104                | 996                  | 1 571                | 410                  | 173                    | 22                | 53 000           | 54 800         |
| Not computed -----  | 135             | —                  | 9                    | 19                   | 23                   | 26                   | 28                   | —                    | 30                   | —                      | —                 | 47 200           | 50 900         |
| <b>Median</b> -----   | <b>22.5</b>     | <b>27.0</b>        | <b>21.9</b>          | <b>22.7</b>          | <b>22.1</b>          | <b>21.8</b>          | <b>22.0</b>          | <b>22.7</b>          | <b>24.3</b>          | <b>22.5</b>            | <b>23.5</b>       | ...              | ...            |
| <b>Not mortgaged</b> -----  | <b>6 470</b>    | <b>349</b>         | <b>863</b>           | <b>1 253</b>         | <b>1 214</b>         | <b>1 178</b>         | <b>729</b>           | <b>683</b>           | <b>120</b>           | <b>68</b>              | <b>13</b>         | <b>36 200</b>    | <b>38 500</b>  |
| Less than 10 percent -----  | 2 938           | 82                 | 315                  | 567                  | 480                  | 593                  | 355                  | 409                  | 90                   | 41                     | 6                 | 40 400           | 42 200         |
| 10 to 14 percent -----  | 1 286           | 77                 | 168                  | 236                  | 281                  | 175                  | 188                  | 131                  | 15                   | 15                     | —                 | 36 300           | 38 100         |
| 15 to 19 percent -----  | 630             | 37                 | 94                   | 104                  | 164                  | 96                   | 68                   | 39                   | 15                   | 6                      | 7                 | 34 800           | 38 300         |
| 20 to 24 percent -----  | 435             | 30                 | 71                   | 92                   | 80                   | 72                   | 58                   | 26                   | —                    | 6                      | —                 | 35 300           | 35 400         |
| 25 to 29 percent -----  | 344             | 52                 | 61                   | 53                   | 74                   | 63                   | 35                   | 6                    | —                    | —                      | —                 | 30 600           | 29 900         |
| 30 to 34 percent -----  | 251             | 18                 | 58                   | 38                   | 19                   | 91                   | —                    | 27                   | —                    | —                      | —                 | 35 300           | 33 200         |
| 35 percent or more -----  | 515             | 35                 | 88                   | 154                  | 101                  | 73                   | 25                   | 39                   | —                    | —                      | —                 | 27 300           | 30 900         |
| Not computed -----  | 71              | —                  | 8                    | 9                    | 15                   | 15                   | —                    | 6                    | —                    | —                      | —                 | 30 500           | 29 000         |
| <b>Median</b> -----   | <b>11.0</b>     | <b>15.9</b>        | <b>13.3</b>          | <b>11.2</b>          | <b>12.1</b>          | <b>10—</b>           | <b>10.3</b>          | <b>10—</b>           | <b>10—</b>           | <b>10—</b>             | <b>15.4</b>       | ...              | ...            |
| <b>SELECTED CHARACTERISTICS</b>   |                 |                    |                      |                      |                      |                      |                      |                      |                      |                        |                   |                  |                |

Table B—59. Gross Rent of Renter-Occupied Housing Units With a Spanish Origin Householder: 1980

[Data are estimates based on a sample, see Introduction. For meaning of symbols, see Introduction. For definitions of terms, see appendixes A and B.]

| Inside SMSA's   | Total         | Less than \$100 | \$100 to \$149 | \$150 to \$199 | \$200 to \$249 | \$250 to \$299 | \$300 to \$349 | \$350 to \$399 | \$400 to \$499 | \$500 or more | No cash rent | Median (dollars) |
|---|---------------|-----------------|----------------|----------------|----------------|----------------|----------------|----------------|----------------|---------------|--------------|------------------|
| <b>Specified renter-occupied housing units</b> .....                      | <b>34 895</b> | <b>3 252</b>    | <b>3 267</b>   | <b>6 125</b>   | <b>7 917</b>   | <b>5 685</b>   | <b>3 580</b>   | <b>1 652</b>   | <b>1 925</b>   | <b>720</b>    | <b>772</b>   | <b>227</b>       |
| <b>HOUSEHOLD TYPE AND AGE OF HOUSEHOLDER</b>                              |               |                 |                |                |                |                |                |                |                |               |              |                  |
| <b>Married-couple families</b> .....                                      | <b>15 048</b> | <b>506</b>      | <b>1 039</b>   | <b>2 578</b>   | <b>3 426</b>   | <b>2 653</b>   | <b>1 875</b>   | <b>932</b>     | <b>1 176</b>   | <b>409</b>    | <b>454</b>   | <b>246</b>       |
| 15 to 24 years .....  | 4 061         | 119             | 239            | 739            | 1 191          | 792            | 525            | 158            | 187            | 59            | 52           | 236              |
| 25 to 34 years .....  | 6 149         | 161             | 352            | 988            | 1 371          | 1 207          | 818            | 408            | 575            | 135           | 134          | 256              |
| 35 to 44 years .....  | 2 486         | 38              | 154            | 423            | 468            | 350            | 317            | 154            | 317            | 147           | 118          | 268              |
| 45 to 64 years .....  | 1 632         | 110             | 160            | 249            | 264            | 261            | 160            | 166            | 60             | 68            | 134          | 243              |
| 65 years and over .....   | 720           | 78              | 134            | 179            | 132            | 43             | 55             | 46             | 37             | —             | 16           | 189              |
| <b>Male householder, no wife present</b> .....                            | <b>7 847</b>  | <b>724</b>      | <b>1 036</b>   | <b>1 494</b>   | <b>1 765</b>   | <b>1 196</b>   | <b>700</b>     | <b>278</b>     | <b>286</b>     | <b>210</b>    | <b>158</b>   | <b>216</b>       |
| 15 to 24 years .....  | 2 175         | 25              | 243            | 464            | 649            | 366            | 200            | 61             | 76             | 62            | 29           | 226              |
| 25 to 34 years .....  | 2 663         | 107             | 253            | 471            | 605            | 520            | 300            | 115            | 129            | 114           | 49           | 239              |
| 35 to 44 years .....  | 1 142         | 107             | 119            | 189            | 265            | 192            | 90             | 84             | 64             | 19            | 13           | 228              |
| 45 to 64 years .....  | 1 328         | 276             | 273            | 316            | 181            | 96             | 97             | 18             | 10             | 11            | 50           | 160              |
| 65 years and over .....   | 539           | 209             | 148            | 54             | 65             | 22             | 13             | —              | 7              | 4             | 17           | 114              |
| <b>Female householder, no husband present</b> .....                       | <b>12 000</b> | <b>2 022</b>    | <b>1 192</b>   | <b>2 053</b>   | <b>2 726</b>   | <b>1 836</b>   | <b>1 005</b>   | <b>442</b>     | <b>463</b>     | <b>101</b>    | <b>160</b>   | <b>211</b>       |
| 15 to 24 years .....  | 2 956         | 397             | 228            | 601            | 733            | 534            | 226            | 72             | 114            | 31            | 20           | 216              |
| 25 to 34 years .....  | 3 742         | 357             | 265            | 603            | 947            | 693            | 398            | 153            | 242            | 45            | 39           | 228              |
| 35 to 44 years .....  | 1 858         | 241             | 185            | 216            | 472            | 297            | 242            | 133            | 45             | 17            | 10           | 230              |
| 45 to 64 years .....  | 2 096         | 496             | 254            | 389            | 436            | 241            | 119            | 74             | 44             | 8             | 35           | 184              |
| 65 years and over .....   | 1 348         | 531             | 260            | 244            | 138            | 71             | 20             | 10             | 18             | —             | 56           | 116              |
| <b>Median age</b> .....   | <b>30.7</b>   | <b>47.4</b>     | <b>36.0</b>    | <b>29.9</b>    | <b>28.8</b>    | <b>28.9</b>    | <b>29.5</b>    | <b>32.1</b>    | <b>31.1</b>    | <b>30.0</b>   | <b>40.8</b>  | <b>...</b>       |
| <b>YEAR HOUSEHOLDER MOVED INTO UNIT</b>                                   |               |                 |                |                |                |                |                |                |                |               |              |                  |
| 1979 to March 1980 .....  | 19 974        | 1 257           | 1 397          | 3 408          | 4 848          | 3 551          | 2 237          | 1 036          | 1 382          | 545           | 313          | 238              |
| 1975 to 1978 .....  | 10 780        | 1 193           | 1 234          | 1 877          | 2 393          | 1 648          | 1 102          | 484            | 471            | 164           | 214          | 219              |
| 1970 to 1974 .....  | 2 437         | 435             | 353            | 542            | 442            | 325            | 126            | 107            | 39             | —             | 68           | 187              |
| 1960 to 1969 .....  | 1 050         | 234             | 144            | 208            | 169            | 92             | 57             | 8              | 18             | 7             | 113          | 176              |
| 1959 or earlier .....   | 654           | 133             | 139            | 90             | 65             | 69             | 58             | 17             | 15             | 4             | 64           | 162              |
| <b>ROOMS</b>  |               |                 |                |                |                |                |                |                |                |               |              |                  |
| 1 room .....  | 1 349         | 352             | 299            | 306            | 221            | 81             | 37             | 17             | 17             | 9             | 10           | 156              |
| 2 rooms .....   | 3 265         | 449             | 561            | 955            | 725            | 290            | 129            | 41             | 58             | —             | 57           | 182              |
| 3 rooms .....   | 7 129         | 825             | 988            | 1 839          | 2 039          | 892            | 296            | 37             | 129            | —             | 84           | 197              |
| 4 rooms .....   | 11 457        | 847             | 702            | 1 751          | 3 035          | 2 510          | 1 490          | 510            | 306            | 47            | 259          | 237              |
| 5 rooms .....   | 6 675         | 538             | 406            | 885            | 1 259          | 1 360          | 844            | 573            | 546            | 43            | 221          | 255              |
| 6 rooms .....   | 2 753         | 170             | 210            | 278            | 437            | 343            | 442            | 243            | 352            | 199           | 79           | 284              |
| 7 or more rooms .....   | 2 267         | 71              | 101            | 111            | 201            | 209            | 342            | 231            | 517            | 422           | 62           | 365              |
| <b>Median</b> .....   | <b>4.0</b>    | <b>3.5</b>      | <b>3.3</b>     | <b>3.5</b>     | <b>3.8</b>     | <b>4.1</b>     | <b>4.4</b>     | <b>4.9</b>     | <b>5.3</b>     | <b>7.0</b>    | <b>4.4</b>   | <b>...</b>       |
| <b>PLUMBING FACILITIES BY PERSONS PER ROOM AND POVERTY STATUS IN 1979</b> |               |                 |                |                |                |                |                |                |                |               |              |                  |
| <b>All income levels in 1979</b> .....                                    | <b>34 895</b> | <b>3 252</b>    | <b>3 267</b>   | <b>6 125</b>   | <b>7 917</b>   | <b>5 685</b>   | <b>3 580</b>   | <b>1 652</b>   | <b>1 925</b>   | <b>720</b>    | <b>772</b>   | <b>227</b>       |
| <b>Complete plumbing for exclusive use</b> .....                          | <b>33 892</b> | <b>2 986</b>    | <b>3 085</b>   | <b>6 025</b>   | <b>7 723</b>   | <b>5 563</b>   | <b>3 539</b>   | <b>1 622</b>   | <b>1 914</b>   | <b>716</b>    | <b>719</b>   | <b>228</b>       |
| 0.50 or less .....  | 12 934        | 1 389           | 1 253          | 2 340          | 2 982          | 2 105          | 1 218          | 522            | 591            | 301           | 233          | 223              |
| 0.51 to 1.00 .....  | 16 533        | 1 301           | 1 439          | 2 789          | 3 708          | 2 774          | 1 820          | 842            | 1 098          | 391           | 371          | 233              |
| 1.01 to 1.50 .....  | 2 929         | 216             | 268            | 569            | 599            | 496            | 333            | 191            | 160            | 24            | 73           | 231              |
| 1.51 or more .....  | 1 496         | 80              | 125            | 327            | 434            | 188            | 168            | 67             | 65             | —             | 42           | 220              |
| <b>Lacking complete plumbing for exclusive use</b> .....                  | <b>1 003</b>  | <b>266</b>      | <b>182</b>     | <b>100</b>     | <b>194</b>     | <b>122</b>     | <b>41</b>      | <b>30</b>      | <b>11</b>      | <b>4</b>      | <b>53</b>    | <b>170</b>       |
| 0.50 or less .....  | 410           | 117             | 76             | 40             | 68             | 53             | 8              | 2              | —              | 4             | 42           | 138              |
| 0.51 to 1.00 .....  | 417           | 117             | 90             | 22             | 82             | 56             | 21             | 18             | —              | —             | 11           | 144              |
| 1.01 to 1.50 .....  | 81            | 9               | —              | 7              | 32             | 13             | 12             | 8              | —              | —             | —            | 231              |
| 1.51 or more .....  | 95            | 23              | 16             | 31             | 12             | —              | —              | 2              | 11             | —             | —            | 183              |
| <b>Income in 1979 below poverty level</b> .....                           | <b>11 168</b> | <b>2 277</b>    | <b>1 394</b>   | <b>2 053</b>   | <b>2 292</b>   | <b>1 388</b>   | <b>780</b>     | <b>341</b>     | <b>338</b>     | <b>98</b>     | <b>207</b>   | <b>194</b>       |
| <b>Complete plumbing for exclusive use</b> .....                          | <b>10 717</b> | <b>2 109</b>    | <b>1 315</b>   | <b>2 005</b>   | <b>2 217</b>   | <b>1 335</b>   | <b>768</b>     | <b>331</b>     | <b>338</b>     | <b>98</b>     | <b>201</b>   | <b>196</b>       |
| 1.01 or more persons per room .....                                       | 1 727         | 188             | 174            | 363            | 377            | 223            | 215            | 54             | 80             | 4             | 49           | 213              |
| <b>Lacking complete plumbing for exclusive use</b> .....                  | <b>451</b>    | <b>168</b>      | <b>79</b>      | <b>48</b>      | <b>75</b>      | <b>53</b>      | <b>12</b>      | <b>10</b>      | <b>—</b>       | <b>—</b>      | <b>6</b>     | <b>119</b>       |
| 1.01 or more persons per room .....                                       | 89            | 13              | 3              | 18             | 28             | 13             | 12             | 2              | —              | —             | —            | 215              |
| <b>BEDROOMS</b>   |               |                 |                |                |                |                |                |                |                |               |              |                  |
| None .....  | 1 815         | 398             | 467            | 468            | 294            | 94             | 37             | 17             | 17             | 9             | 14           | 153              |
| 1 .....   | 10 837        | 1 211           | 1 553          | 2 946          | 2 903          | 1 345          | 490            | 82             | 150            | 13            | 144          | 195              |
| 2 .....   | 14 780        | 1 000           | 754            | 1 995          | 3 745          | 3 328          | 2 124          | 827            | 643            | 45            | 319          | 247              |
| 3 .....   | 5 580         | 441             | 298            | 567            | 758            | 765            | 742            | 574            | 852            | 353           | 230          | 290              |
| 4 .....   | 1 559         | 175             | 178            | 137            | 197            | 124            | 173            | 135            | 201            | 192           | 47           | 283              |
| 5 or more .....   | 324           | 27              | 17             | 12             | 20             | 29             | 14             | 17             | 62             | 108           | 18           | 427              |
| <b>UNITS IN STRUCTURE</b>   |               |                 |                |                |                |                |                |                |                |               |              |                  |
| 1, detached or attached .....   | 12 554        | 753             | 888            | 1 742          | 2 399          | 1 857          | 1 456          | 992            | 1 408          | 614           | 445          | 258              |
| 2 .....   | 2 878         | 45              | 282            | 548            | 563            | 563            | 385            | 229            | 150            | 19            | 94           | 245              |
| 3 and 4 .....   | 3 847         | 266             | 556            | 730            | 929            | 620            | 386            | 135            | 125            | 39            | 61           | 217              |
| 5 to 9 .....  | 3 638         | 730             | 372            | 788            | 828            | 437            | 280            | 78             | 58             | 37            | 30           | 195              |
| 10 to 49 .....  | 8 148         | 889             | 829            | 1 737          | 2 333          | 1 423          | 643            | 133            | 76             | 11            | 74           | 212              |
| 50 or more .....  | 3 147         | 562             | 297            | 504            | 688            | 554            | 360            | 70             | 98             | —             | 14           | 213              |
| Mobile home or trailer, etc. .....  | 683           | 7               | 43             | 76             | 177            | 231            | 70             | 15             | 10             | —             | 54           | 253              |
| <b>YEAR STRUCTURE BUILT</b>   |               |                 |                |                |                |                |                |                |                |               |              |                  |
| 1975 to March 1980 .....  | 2 834         | 384             | 154            | 227            | 489            | 474            | 406            | 252            | 206            | 167           | 75           | 263              |
| 1970 to 1974 .....  | 5 986         | 513             | 348            | 731            | 1 689          | 1 208          | 775            | 257            | 275            | 126           | 64           | 240              |
| 1960 to 1969 .....  | 7 181         | 388             | 389            | 1 302          | 1 927          | 1 339          | 785            | 292            | 414            | 161           | 184          | 237              |
| 1950 to 1949 .....  | 6 235         | 535             | 440            | 1 136          | 1 356          | 1 024          | 643            | 370            | 504            | 131           | 96           | 234              |
| 1940 to 1939 .....  | 4 887         | 684             | 600            | 979            | 855            | 680            | 423            | 213            | 278            | 50            | 125          | 207              |
| 1939 or earlier .....   | 7 772         | 748             | 1 336          | 1 750          | 1 601          | 960            | 548            | 268            | 248            | 85            | 228          | 198              |
| <b>STORIES IN STRUCTURE</b>   |               |                 |                |                |                |                |                |                |                |               |              |                  |
| 1 to 3 .....  | 32 788        | 2 899           | 2 997          | 5 688          | 7 498          | 5 358          | 3 413          | 1 609          | 1 846          | 720           | 760          | 229              |
| 4 or more .....   | 2 107         | 353             | 270            | 437            | 419            | 327            | 167            | 43             | 79             | —             | 12           | 199              |
| With elevator .....   | 1 619         | 297             | 168            | 275            | 318            | 290            | 157            | 36             | 66             | —             | 12           | 208              |
| <b>GROSS RENT AS PERCENTAGE OF HOUSEHOLD INCOME IN 1979</b>               |               |                 |                |                |                |                |                |                |                |               |              |                  |
| Less than 15 percent .....  | 4 860         | 864             | 752            | 1 124          | 1 056          | 609            | 269            | 64             | 92             | 30            | ...          | 185              |
| 15 to 19 percent .....  | 5 327         | 522             | 412            | 982            | 1 342          | 1 016          | 552            | 237            | 181            | 83            | ...          | 224              |
| 20 to 24 percent .....  | 4 813         | 625             | 407            | 781            | 1 019          | 764            | 573            | 235            | 325            | 84            | ...          | 228              |
| 25 to 29 percent .....  | 3 818         | 357             | 380            | 633            | 810            | 730            | 380            | 179            | 240            | 109           | ...          | 232              |
| 30 to 34 percent .....  | 2 737         | 188             | 241            | 432            | 564            | 421            | 434            | 193            | 193            | 71            | ...          | 245              |
| 35 to 49 percent .....  | 4 484         | 256             | 424            | 593            | 1 103          | 733            | 546            | 305            | 365            | 159           | ...          | 244              |
| 50 percent or more .....  | 7 344         | 336             | 555            | 1 384          | 1 877          | 1 346          | 776            | 396            | 497            | 177           | ...          | 236              |
| Not computed .....  | 1 512         | 104             | 96             | 196            | 146            | 66             | 50             | 43             | 32             | 7             | 772          | 190              |
| <b>Median</b> .....   | <b>27.2</b>   | <b>21.5</b>     | <b>25.2</b>    | <b>25.6</b>    | <b>27.9</b>    | <b>27.9</b>    | <b>29.9</b>    | <b>32.3</b>    | <b>32.8</b>    | <b>33.6</b>   | <b>...</b>   | <b>...</b>       |
| <b>SELECTED CHARACTERISTICS</b>   |               |                 |                |                |                |                |                |                |                |               |              |                  |
| <b>Heating equipment</b> .....  | <b>34 826</b> | <b>3 238</b>    | <b>3 253</b>   | <b>6 119</b>   | <b>7 905</b>   | <b>5 685</b>   |                |                |                |               |              |                  |

Table B—60. **Income and Poverty Status in 1979 of Owner-Occupied Housing Units With a Spanish Origin Householder: 1980**

[Data are estimates based on a sample, see Introduction. For meaning of symbols, see Introduction. For definitions of terms, see appendixes A and B]

| Inside SMSA's   | Household income in 1979 |                   |                    |                      |                      |                      |                      |                      |                      |                  |                  | Income in 1979 below poverty level |                |
|---|--------------------------|-------------------|--------------------|----------------------|----------------------|----------------------|----------------------|----------------------|----------------------|------------------|------------------|------------------------------------|----------------|
|   | Total                    | Less than \$5,000 | \$5,000 to \$9,999 | \$10,000 to \$12,499 | \$12,500 to \$14,999 | \$15,000 to \$19,999 | \$20,000 to \$24,999 | \$25,000 to \$34,999 | \$35,000 to \$49,999 | \$50,000 or more | Median (dollars) |                                    | Mean (dollars) |
| <b>Owner-occupied housing units</b> .....   | <b>40 567</b>            | <b>2 917</b>      | <b>4 026</b>       | <b>2 738</b>         | <b>2 776</b>         | <b>7 229</b>         | <b>7 282</b>         | <b>8 760</b>         | <b>3 880</b>         | <b>959</b>       | <b>20 368</b>    | <b>21 587</b>                      | <b>3 565</b>   |
| <b>HOUSEHOLD TYPE AND AGE OF HOUSEHOLDER</b>  |                          |                   |                    |                      |                      |                      |                      |                      |                      |                  |                  |                                    |                |
| <b>Married-couple families</b> .....  | <b>31 696</b>            | <b>1 135</b>      | <b>2 350</b>       | <b>1 848</b>         | <b>2 020</b>         | <b>5 899</b>         | <b>6 275</b>         | <b>7 876</b>         | <b>3 452</b>         | <b>841</b>       | <b>21 924</b>    | <b>23 373</b>                      | <b>1 766</b>   |
| 15 to 24 years .....  | 1 201                    | 42                | 88                 | 99                   | 150                  | 327                  | 239                  | 216                  | 36                   | 4                | 18 309           | 19 108                             | 55             |
| 25 to 34 years .....  | 9 343                    | 231               | 386                | 542                  | 656                  | 2 143                | 2 395                | 2 315                | 601                  | 74               | 21 363           | 21 905                             | 409            |
| 35 to 44 years .....  | 8 303                    | 196               | 237                | 294                  | 379                  | 1 510                | 1 713                | 2 499                | 1 194                | 281              | 24 461           | 26 237                             | 346            |
| 45 to 64 years .....  | 10 427                   | 376               | 806                | 609                  | 576                  | 1 593                | 1 727                | 2 752                | 1 547                | 441              | 23 457           | 25 209                             | 677            |
| 65 years and over .....   | 2 422                    | 290               | 833                | 304                  | 259                  | 326                  | 201                  | 94                   | 74                   | 41               | 10 724           | 13 428                             | 279            |
| <b>Male householder, no wife present</b> .....  | <b>3 266</b>             | <b>316</b>        | <b>424</b>         | <b>241</b>           | <b>279</b>           | <b>664</b>           | <b>570</b>           | <b>429</b>           | <b>283</b>           | <b>60</b>        | <b>17 927</b>    | <b>19 318</b>                      | <b>283</b>     |
| 15 to 24 years .....  | 275                      | 21                | 41                 | 27                   | 19                   | 57                   | 54                   | 37                   | 19                   | —                | 17 305           | 17 883                             | 13             |
| 25 to 34 years .....  | 1 195                    | 59                | 94                 | 67                   | 105                  | 295                  | 240                  | 188                  | 122                  | 25               | 19 637           | 21 186                             | 54             |
| 35 to 44 years .....  | 642                      | 35                | 51                 | 42                   | 53                   | 154                  | 158                  | 96                   | 38                   | 15               | 19 557           | 21 201                             | 40             |
| 45 to 64 years .....  | 749                      | 70                | 112                | 42                   | 88                   | 155                  | 76                   | 92                   | 94                   | 20               | 17 480           | 20 071                             | 98             |
| 65 years and over .....   | 405                      | 131               | 126                | 63                   | 14                   | 3                    | 42                   | 16                   | 10                   | —                | 7 729            | 10 400                             | 78             |
| <b>Female householder, no husband present</b> .....   | <b>5 605</b>             | <b>1 466</b>      | <b>1 252</b>       | <b>649</b>           | <b>477</b>           | <b>666</b>           | <b>437</b>           | <b>455</b>           | <b>145</b>           | <b>58</b>        | <b>10 326</b>    | <b>12 813</b>                      | <b>1 516</b>   |
| 15 to 24 years .....  | 194                      | 61                | 25                 | 17                   | 15                   | 43                   | —                    | 17                   | 16                   | —                | 11 618           | 12 719                             | 58             |
| 25 to 34 years .....  | 1 043                    | 191               | 185                | 155                  | 125                  | 152                  | 95                   | 133                  | —                    | 7                | 12 347           | 13 667                             | 258            |
| 35 to 44 years .....  | 1 195                    | 150               | 274                | 191                  | 90                   | 191                  | 163                  | 56                   | 69                   | 11               | 12 271           | 14 884                             | 227            |
| 45 to 64 years .....  | 2 159                    | 551               | 500                | 214                  | 208                  | 234                  | 157                  | 215                  | 60                   | 20               | 10 333           | 13 205                             | 589            |
| 65 years and over .....   | 1 014                    | 513               | 268                | 72                   | 39                   | 46                   | 22                   | 34                   | —                    | 20               | 4 963            | 8 678                              | 384            |
| <b>Median age</b> .....   | <b>41.6</b>              | <b>55.6</b>       | <b>54.4</b>        | <b>43.7</b>          | <b>41.2</b>          | <b>37.6</b>          | <b>37.6</b>          | <b>40.0</b>          | <b>43.9</b>          | <b>46.8</b>      | ...              | ...                                | <b>49.4</b>    |
| <b>YEAR HOUSEHOLDER MOVED INTO UNIT</b>   |                          |                   |                    |                      |                      |                      |                      |                      |                      |                  |                  |                                    |                |
| 1979 to March 1980 .....  | 6 917                    | 235               | 479                | 547                  | 598                  | 1 522                | 1 258                | 1 581                | 542                  | 155              | 20 265           | 21 785                             | 323            |
| 1975 to 1978 .....  | 13 121                   | 731               | 887                | 717                  | 820                  | 2 417                | 2 874                | 3 115                | 1 263                | 297              | 21 527           | 22 669                             | 1 036          |
| 1970 to 1974 .....  | 8 063                    | 588               | 711                | 508                  | 499                  | 1 557                | 1 542                | 1 654                | 782                  | 222              | 20 525           | 22 202                             | 836            |
| 1960 to 1969 .....  | 7 327                    | 558               | 811                | 535                  | 515                  | 1 142                | 1 095                | 1 618                | 859                  | 194              | 20 415           | 21 835                             | 642            |
| 1959 or earlier .....   | 5 139                    | 805               | 1 138              | 431                  | 344                  | 591                  | 513                  | 792                  | 434                  | 91               | 13 921           | 17 242                             | 728            |
| <b>SELECTED CHARACTERISTICS</b>   |                          |                   |                    |                      |                      |                      |                      |                      |                      |                  |                  |                                    |                |
| <b>Complete plumbing for exclusive use</b> .....  | <b>40 417</b>            | <b>2 878</b>      | <b>3 987</b>       | <b>2 721</b>         | <b>2 764</b>         | <b>7 208</b>         | <b>7 270</b>         | <b>8 756</b>         | <b>3 880</b>         | <b>953</b>       | <b>20 401</b>    | <b>21 621</b>                      | <b>3 503</b>   |
| 1.01 or more persons per room .....   | 2 679                    | 133               | 301                | 183                  | 236                  | 497                  | 450                  | 634                  | 160                  | 85               | 19 907           | 21 116                             | 416            |
| <b>Lacking complete plumbing for exclusive use</b> .....  | <b>150</b>               | <b>39</b>         | <b>39</b>          | <b>17</b>            | <b>12</b>            | <b>21</b>            | <b>12</b>            | <b>4</b>             | <b>—</b>             | <b>6</b>         | <b>9 758</b>     | <b>12 464</b>                      | <b>62</b>      |
| 1.01 or more persons per room .....   | 41                       | —                 | 23                 | —                    | 7                    | 2                    | 9                    | —                    | —                    | —                | 9 728            | 13 093                             | 15             |
| <b>Heating equipment</b> .....  | <b>40 551</b>            | <b>2 911</b>      | <b>4 026</b>       | <b>2 738</b>         | <b>2 776</b>         | <b>7 229</b>         | <b>7 272</b>         | <b>8 760</b>         | <b>3 880</b>         | <b>959</b>       | <b>20 368</b>    | <b>21 590</b>                      | <b>3 559</b>   |
| Central heating system .....  | 37 763                   | 2 454             | 3 431              | 2 497                | 2 482                | 6 684                | 6 956                | 8 499                | 3 833                | 927              | 20 867           | 22 122                             | 3 026          |
| <b>Air conditioning</b> .....   | <b>11 655</b>            | <b>539</b>        | <b>1 031</b>       | <b>779</b>           | <b>802</b>           | <b>1 977</b>         | <b>1 989</b>         | <b>2 888</b>         | <b>1 329</b>         | <b>321</b>       | <b>21 670</b>    | <b>22 943</b>                      | <b>664</b>     |
| Central system .....  | 4 784                    | 147               | 404                | 211                  | 215                  | 610                  | 820                  | 1 413                | 761                  | 203              | 24 911           | 26 191                             | 214            |
| <b>Vehicles available</b> .....   | <b>38 763</b>            | <b>2 103</b>      | <b>3 480</b>       | <b>2 626</b>         | <b>2 648</b>         | <b>7 147</b>         | <b>7 205</b>         | <b>8 741</b>         | <b>3 854</b>         | <b>959</b>       | <b>20 860</b>    | <b>22 231</b>                      | <b>2 854</b>   |
| 1 .....   | 8 266                    | 1 119             | 1 591              | 959                  | 724                  | 1 709                | 1 139                | 805                  | 159                  | 61               | 14 102           | 15 197                             | 1 254          |
| 2 or more .....   | 30 497                   | 984               | 1 889              | 1 667                | 1 924                | 5 438                | 6 066                | 7 936                | 3 695                | 898              | 22 529           | 24 137                             | 1 600          |
| <b>House heating fuel</b> .....   | <b>40 551</b>            | <b>2 911</b>      | <b>4 026</b>       | <b>2 738</b>         | <b>2 776</b>         | <b>7 229</b>         | <b>7 272</b>         | <b>8 760</b>         | <b>3 880</b>         | <b>959</b>       | <b>20 368</b>    | <b>21 590</b>                      | <b>3 559</b>   |
| Utility gas .....   | 37 040                   | 2 657             | 3 701              | 2 517                | 2 465                | 6 620                | 6 652                | 7 979                | 3 561                | 888              | 20 382           | 21 633                             | 3 227          |
| Bottled, tank, or LP gas .....  | 675                      | 65                | 73                 | 65                   | 70                   | 119                  | 118                  | 71                   | 78                   | 16               | 17 904           | 19 389                             | 80             |
| Electricity .....   | 2 599                    | 159               | 241                | 140                  | 218                  | 433                  | 441                  | 694                  | 236                  | 37               | 21 016           | 21 663                             | 227            |
| Fuel oil, kerosene, etc. ....   | 13                       | 9                 | 4                  | —                    | —                    | —                    | —                    | —                    | —                    | —                | 2500—            | 1 920                              | 9              |
| Other .....   | 224                      | 21                | 7                  | 16                   | 23                   | 57                   | 61                   | 16                   | 5                    | 18               | 17 857           | 21 387                             | 16             |
| <b>Median rooms</b> .....   | <b>6.1</b>               | <b>5.0</b>        | <b>5.1</b>         | <b>5.5</b>           | <b>5.4</b>           | <b>5.8</b>           | <b>6.3</b>           | <b>6.7</b>           | <b>7.4</b>           | <b>7.6</b>       | ...              | ...                                | <b>5.3</b>     |
| <b>Specified owner-occupied housing units</b> .....   | <b>34 743</b>            | <b>2 418</b>      | <b>3 287</b>       | <b>2 236</b>         | <b>2 345</b>         | <b>6 130</b>         | <b>6 312</b>         | <b>7 790</b>         | <b>3 426</b>         | <b>799</b>       | <b>20 690</b>    | <b>21 806</b>                      | <b>2 978</b>   |
| <b>MORTGAGE STATUS AND SELECTED MONTHLY OWNER COSTS</b>   |                          |                   |                    |                      |                      |                      |                      |                      |                      |                  |                  |                                    |                |
| <b>With a mortgage</b> .....  | <b>28 273</b>            | <b>1 430</b>      | <b>1 902</b>       | <b>1 592</b>         | <b>1 781</b>         | <b>5 213</b>         | <b>5 721</b>         | <b>6 948</b>         | <b>2 981</b>         | <b>705</b>       | <b>21 777</b>    | <b>23 037</b>                      | <b>1 947</b>   |
| Less than \$200 .....   | 2 330                    | 305               | 410                | 152                  | 228                  | 384                  | 265                  | 415                  | 163                  | 8                | 15 768           | 17 235                             | 345            |
| \$200 to \$249 .....  | 3 606                    | 283               | 396                | 383                  | 248                  | 731                  | 558                  | 755                  | 193                  | 59               | 18 189           | 19 533                             | 398            |
| \$250 to \$299 .....  | 3 415                    | 293               | 307                | 206                  | 258                  | 636                  | 673                  | 654                  | 343                  | 45               | 20 054           | 20 646                             | 346            |
| \$300 to \$349 .....  | 3 144                    | 141               | 170                | 197                  | 227                  | 687                  | 776                  | 645                  | 279                  | 22               | 20 982           | 21 555                             | 219            |
| \$350 to \$399 .....  | 3 195                    | 110               | 181                | 185                  | 204                  | 703                  | 798                  | 704                  | 264                  | 46               | 21 177           | 22 522                             | 190            |
| \$400 to \$499 .....  | 5 224                    | 115               | 243                | 231                  | 350                  | 1 002                | 1 131                | 1 442                | 547                  | 163              | 22 551           | 24 233                             | 173            |
| \$500 to \$599 .....  | 3 529                    | 123               | 70                 | 129                  | 189                  | 618                  | 815                  | 1 019                | 449                  | 117              | 23 924           | 25 243                             | 169            |
| \$600 to \$749 .....  | 2 690                    | 37                | 101                | 88                   | 63                   | 342                  | 564                  | 926                  | 460                  | 109              | 26 286           | 27 922                             | 54             |
| \$750 or more .....   | 1 140                    | 23                | 24                 | 21                   | 14                   | 110                  | 141                  | 388                  | 283                  | 136              | 29 199           | 34 848                             | 53             |
| <b>Median</b> .....   | <b>\$376</b>             | <b>\$272</b>      | <b>\$274</b>       | <b>\$314</b>         | <b>\$334</b>         | <b>\$362</b>         | <b>\$387</b>         | <b>\$419</b>         | <b>\$441</b>         | <b>\$508</b>     | ...              | ...                                | <b>\$283</b>   |
| <b>Not mortgaged</b> .....  | <b>6 470</b>             | <b>988</b>        | <b>1 385</b>       | <b>644</b>           | <b>564</b>           | <b>917</b>           | <b>591</b>           | <b>842</b>           | <b>445</b>           | <b>94</b>        | <b>13 466</b>    | <b>16 427</b>                      | <b>1 031</b>   |
| Less than \$50 .....  | 27                       | 14                | —                  | 8                    | 5                    | —                    | —                    | —                    | —                    | —                | 4 911            | 7 984                              | 14             |
| \$50 to \$74 .....  | 546                      | 161               | 133                | 49                   | 50                   | 71                   | 25                   | 27                   | 10                   | 20               | 8 883            | 12 837                             | 139            |
| \$75 to \$99 .....  | 1 225                    | 276               | 251                | 158                  | 167                  | 165                  | 79                   | 92                   | 37                   | —                | 11 353           | 12 675                             | 258            |
| \$100 to \$124 .....  | 1 864                    | 279               | 540                | 193                  | 129                  | 190                  | 173                  | 250                  | 85                   | 25               | 11 464           | 15 170                             | 304            |
| \$125 to \$149 .....  | 1 424                    | 135               | 257                | 122                  | 123                  | 297                  | 137                  | 231                  | 113                  | 9                | 15 997           | 18 118                             | 153            |
| \$150 to \$199 .....  | 1 077                    | 91                | 127                | 99                   | 66                   | 161                  | 140                  | 197                  | 172                  | 24               | 19 804           | 21 689                             | 109            |
| \$200 to \$249 .....  | 250                      | 16                | 68                 | 10                   | 19                   | 25                   | 37                   | 45                   | 14                   | 16               | 17 833           | 20 283                             | 38             |
| \$250 or more .....   | 57                       | 16                | 9                  | 5                    | 5                    | 8                    | —                    | —                    | 14                   | —                | 11 750           | 17 979                             | 16             |
| <b>Median</b> .....   | <b>\$119</b>             | <b>\$104</b>      | <b>\$114</b>       | <b>\$114</b>         | <b>\$112</b>         | <b>\$128</b>         | <b>\$128</b>         | <b>\$131</b>         | <b>\$145</b>         | <b>\$131</b>     | ...              | ...                                | <b>\$109</b>   |
| <b>MORTGAGE STATUS AND SELECTED MONTHLY OWNER COSTS AS PERCENTAGE OF HOUSEHOLD INCOME IN 1979</b> |                          |                   |                    |                      |                      |                      |                      |                      |                      |                  |                  |                                    |                |
| <b>With a mortgage</b> .....  | <b>28 273</b>            | <b>1 430</b>      | <b>1 902</b>       | <b>1 592</b>         | <b>1 781</b>         | <b>5 213</b>         | <b>5 721</b>         | <b>6 948</b>         | <b>2 981</b>         | <b>705</b>       | <b>21 777</b>    | <b>23 037</b>                      | <b>1 947</b>   |
| Less than 15 percent .....  | 6 465                    | —                 | 8                  | 26                   | 89                   | 510                  | 1 080                | 2 490                | 1 694                | 568              | 30 629           | 33 893                             | 4              |
| 15 to 19 percent .....  | 5 310                    | —                 | 31                 | 81                   | 271                  | 992                  | 1 417                | 1 699                | 739                  | 80               | 24 555           | 25 987                             | 19             |
| 20 to 24 percent .....  | 4 641                    | 11                | 109                | 231                  | 244                  | 980                  | 1 280                | 1 426                | 333                  | 27               | 22 389           | 23 315                             | 18             |
| 25 to 29 percent .....  | 3 650                    | 15                | 193                | 287                  | 317                  | 955                  | 937                  | 815                  | 108                  | 23               | 20 305           | 20 795                             | 37             |
| 30 to 34 percent .....  | 2 332                    | 9                 | 205                | 185                  | 217                  | 804                  | 493                  | 335                  | 84                   | —                | 18 733           | 18 985                             | 43             |
| 35 percent or more .....  | 5 740                    | 1 260             | 1 356              | 782                  | 643                  | 972                  | 514                  | 183                  | 23                   | 7                | 10 812           | 11 482                             | 1 691          |
| Not computed .....  | 135                      | 135               | —                  | —                    | —                    | —                    | —                    | —                    | —                    | —                | 2500—            | —452                               | 135            |
| <b>Median</b> .....   | <b>22.5</b>              | <b>50+</b>        | <b>45.0</b>        | <b>34.6</b>          | <b>29.5</b>          | <b>25.7</b>          | <b>21.4</b>          | <b>17.9</b>          |                      |                  |                  |                                    |                |



Table B—61. **Income and Poverty Status in 1979 of Renter-Occupied Housing Units With a Spanish Origin Householder: 1980**

[Data are estimates based on a sample, see Introduction. For meaning of symbols, see Introduction. For definitions of terms, see appendixes A and B]

| Inside SMSA's   | Household income in 1979 |                   |                    |                      |                      |                      |                      |                      |                      |                  |                  | Income in 1979 below poverty level |                |
|---|--------------------------|-------------------|--------------------|----------------------|----------------------|----------------------|----------------------|----------------------|----------------------|------------------|------------------|------------------------------------|----------------|
|   | Total                    | Less than \$5,000 | \$5,000 to \$9,999 | \$10,000 to \$12,499 | \$12,500 to \$14,999 | \$15,000 to \$19,999 | \$20,000 to \$24,999 | \$25,000 to \$34,999 | \$35,000 to \$49,999 | \$50,000 or more | Median (dollars) |                                    | Mean (dollars) |
| <b>Renter-occupied housing units</b> .....                  | <b>36 043</b>            | <b>9 696</b>      | <b>8 753</b>       | <b>4 306</b>         | <b>3 456</b>         | <b>4 816</b>         | <b>2 617</b>         | <b>1 716</b>         | <b>565</b>           | <b>118</b>       | <b>9 740</b>     | <b>11 252</b>                      | <b>11 541</b>  |
| <b>HOUSEHOLD TYPE AND AGE OF HOUSEHOLDER</b>                |                          |                   |                    |                      |                      |                      |                      |                      |                      |                  |                  |                                    |                |
| <b>Married-couple families</b> .....                        | <b>15 709</b>            | <b>1 969</b>      | <b>3 807</b>       | <b>2 242</b>         | <b>1 905</b>         | <b>2 769</b>         | <b>1 576</b>         | <b>1 080</b>         | <b>289</b>           | <b>72</b>        | <b>12 318</b>    | <b>13 667</b>                      | <b>3 415</b>   |
| 15 to 24 years .....  | 4 179                    | 632               | 1 157              | 711                  | 432                  | 770                  | 292                  | 129                  | 52                   | 4                | 11 057           | 11 816                             | 967            |
| 25 to 34 years .....  | 6 376                    | 677               | 1 404              | 897                  | 918                  | 1 124                | 746                  | 518                  | 70                   | 22               | 13 072           | 14 092                             | 1 242          |
| 35 to 44 years .....  | 2 597                    | 286               | 486                | 336                  | 294                  | 527                  | 325                  | 236                  | 82                   | 25               | 14 120           | 15 956                             | 584            |
| 45 to 64 years .....  | 1 779                    | 240               | 445                | 204                  | 171                  | 300                  | 166                  | 172                  | 60                   | 21               | 12 507           | 14 448                             | 472            |
| 65 years and over .....                                     | 778                      | 134               | 315                | 94                   | 90                   | 48                   | 47                   | 25                   | 25                   | —                | 7 490            | 10 710                             | 150            |
| <b>Male householder, no wife present</b> .....              | <b>7 982</b>             | <b>1 901</b>      | <b>1 914</b>       | <b>1 011</b>         | <b>689</b>           | <b>1 173</b>         | <b>672</b>           | <b>429</b>           | <b>176</b>           | <b>17</b>        | <b>10 435</b>    | <b>12 003</b>                      | <b>1 833</b>   |
| 15 to 24 years .....  | 2 204                    | 558               | 643                | 324                  | 150                  | 331                  | 114                  | 70                   | 14                   | —                | 9 167            | 10 068                             | 632            |
| 25 to 34 years .....  | 2 688                    | 394               | 630                | 409                  | 280                  | 429                  | 283                  | 206                  | 55                   | 2                | 11 956           | 13 534                             | 369            |
| 35 to 44 years .....  | 1 177                    | 160               | 199                | 143                  | 78                   | 249                  | 192                  | 93                   | 55                   | 8                | 15 186           | 15 709                             | 167            |
| 45 to 64 years .....  | 1 354                    | 422               | 340                | 120                  | 155                  | 124                  | 78                   | 60                   | 52                   | 3                | 8 327            | 11 075                             | 383            |
| 65 years and over .....                                     | 559                      | 367               | 102                | 15                   | 26                   | 40                   | 5                    | —                    | —                    | 4                | 4 327            | 6 715                              | 282            |
| <b>Female householder, no husband present</b> .....         | <b>12 352</b>            | <b>5 826</b>      | <b>3 032</b>       | <b>1 053</b>         | <b>862</b>           | <b>874</b>           | <b>369</b>           | <b>207</b>           | <b>100</b>           | <b>29</b>        | <b>5 504</b>     | <b>7 695</b>                       | <b>6 293</b>   |
| 15 to 24 years .....  | 2 981                    | 1 633             | 642                | 217                  | 148                  | 163                  | 106                  | 47                   | 25                   | —                | 4 613            | 6 899                              | 1 754          |
| 25 to 34 years .....  | 3 902                    | 1 570             | 1 089              | 381                  | 315                  | 332                  | 122                  | 52                   | 34                   | 7                | 6 668            | 8 202                              | 1 903          |
| 35 to 44 years .....  | 1 917                    | 632               | 519                | 238                  | 196                  | 183                  | 63                   | 45                   | 23                   | 18               | 7 813            | 9 652                              | 841            |
| 45 to 64 years .....  | 2 147                    | 938               | 547                | 185                  | 180                  | 160                  | 65                   | 56                   | 12                   | 4                | 5 896            | 8 036                              | 1 023          |
| 65 years and over .....                                     | 1 405                    | 1 053             | 235                | 32                   | 23                   | 36                   | 13                   | 7                    | 6                    | —                | 3 951            | 4 780                              | 772            |
| <b>Median age</b> .....                                     | <b>30.9</b>              | <b>32.3</b>       | <b>30.1</b>        | <b>29.7</b>          | <b>30.8</b>          | <b>29.7</b>          | <b>31.3</b>          | <b>32.2</b>          | <b>37.2</b>          | <b>38.5</b>      | <b>...</b>       | <b>...</b>                         | <b>31.5</b>    |
| <b>YEAR HOUSEHOLDER MOVED INTO UNIT</b>                     |                          |                   |                    |                      |                      |                      |                      |                      |                      |                  |                  |                                    |                |
| 1979 to March 1980 .....                                    | 20 543                   | 5 572             | 5 103              | 2 480                | 1 821                | 2 745                | 1 545                | 888                  | 313                  | 76               | 9 584            | 11 124                             | 6 641          |
| 1975 to 1978 .....  | 11 103                   | 2 739             | 2 599              | 1 339                | 1 196                | 1 574                | 866                  | 596                  | 168                  | 26               | 10 399           | 11 739                             | 3 328          |
| 1970 to 1974 .....  | 2 587                    | 733               | 607                | 273                  | 306                  | 323                  | 159                  | 140                  | 46                   | —                | 9 579            | 10 974                             | 881            |
| 1960 to 1969 .....  | 1 129                    | 395               | 281                | 99                   | 89                   | 137                  | 17                   | 65                   | 34                   | 12               | 7 449            | 10 596                             | 447            |
| 1959 or earlier .....                                       | 681                      | 257               | 163                | 115                  | 44                   | 37                   | 30                   | 27                   | 4                    | 4                | 6 951            | 9 316                              | 244            |
| <b>PLUMBING FACILITIES BY PERSONS PER ROOM</b>              |                          |                   |                    |                      |                      |                      |                      |                      |                      |                  |                  |                                    |                |
| <b>Complete plumbing for exclusive use</b> .....            | <b>35 020</b>            | <b>9 281</b>      | <b>8 483</b>       | <b>4 219</b>         | <b>3 361</b>         | <b>4 714</b>         | <b>2 583</b>         | <b>1 700</b>         | <b>565</b>           | <b>114</b>       | <b>9 841</b>     | <b>11 333</b>                      | <b>11 085</b>  |
| 0.50 or less .....  | 13 290                   | 4 301             | 3 263              | 1 485                | 1 005                | 1 598                | 895                  | 537                  | 186                  | 20               | 8 465            | 10 228                             | 3 855          |
| 0.51 to 1.00 .....  | 17 153                   | 4 139             | 4 100              | 2 101                | 1 740                | 2 512                | 1 301                | 936                  | 247                  | 77               | 10 402           | 11 862                             | 5 436          |
| 1.01 to 1.50 .....  | 3 035                    | 550               | 715                | 418                  | 428                  | 448                  | 258                  | 142                  | 72                   | 4                | 11 510           | 12 446                             | 1 168          |
| 1.51 or more .....  | 1 542                    | 291               | 405                | 215                  | 188                  | 156                  | 129                  | 85                   | 60                   | 13               | 10 872           | 12 771                             | 626            |
| <b>Lacking complete plumbing for exclusive use</b> .....    | <b>1 023</b>             | <b>415</b>        | <b>270</b>         | <b>87</b>            | <b>95</b>            | <b>102</b>           | <b>34</b>            | <b>16</b>            | <b>—</b>             | <b>4</b>         | <b>6 546</b>     | <b>8 488</b>                       | <b>456</b>     |
| 0.50 or less .....  | 421                      | 211               | 88                 | 27                   | 45                   | 30                   | 9                    | 7                    | —                    | 4                | 4 988            | 8 593                              | 178            |
| 0.51 to 1.00 .....  | 417                      | 163               | 99                 | 49                   | 23                   | 58                   | 16                   | 9                    | —                    | —                | 6 806            | 8 567                              | 189            |
| 1.01 to 1.50 .....  | 81                       | 21                | 44                 | —                    | 8                    | 8                    | —                    | —                    | —                    | —                | 7 321            | 6 609                              | 50             |
| 1.51 or more .....  | 104                      | 20                | 39                 | 11                   | 19                   | 6                    | 9                    | —                    | —                    | —                | 7 162            | 9 214                              | 39             |
| <b>SELECTED CHARACTERISTICS</b>                             |                          |                   |                    |                      |                      |                      |                      |                      |                      |                  |                  |                                    |                |
| <b>Heating equipment</b> .....                              | <b>35 965</b>            | <b>9 679</b>      | <b>8 721</b>       | <b>4 306</b>         | <b>3 443</b>         | <b>4 804</b>         | <b>2 617</b>         | <b>1 716</b>         | <b>565</b>           | <b>114</b>       | <b>9 746</b>     | <b>11 243</b>                      | <b>11 503</b>  |
| Central heating system .....                                | 32 584                   | 8 484             | 7 818              | 3 890                | 3 180                | 4 450                | 2 522                | 1 588                | 544                  | 108              | 9 993            | 11 469                             | 10 079         |
| <b>Air conditioning</b> .....                               | <b>8 697</b>             | <b>1 708</b>      | <b>1 972</b>       | <b>1 108</b>         | <b>996</b>           | <b>1 299</b>         | <b>888</b>           | <b>514</b>           | <b>184</b>           | <b>28</b>        | <b>11 508</b>    | <b>12 812</b>                      | <b>1 901</b>   |
| Central system .....  | 3 380                    | 648               | 661                | 376                  | 371                  | 544                  | 406                  | 262                  | 99                   | 13               | 12 534           | 13 873                             | 675            |
| <b>Vehicles available</b> .....                             | <b>27 453</b>            | <b>4 707</b>      | <b>6 533</b>       | <b>3 725</b>         | <b>3 107</b>         | <b>4 537</b>         | <b>2 515</b>         | <b>1 667</b>         | <b>551</b>           | <b>111</b>       | <b>11 669</b>    | <b>12 969</b>                      | <b>6 583</b>   |
| 1 .....   | 16 992                   | 3 804             | 4 873              | 2 393                | 1 924                | 2 350                | 973                  | 457                  | 179                  | 39               | 9 812            | 10 775                             | 4 924          |
| 2 or more .....   | 10 461                   | 903               | 1 660              | 1 332                | 1 183                | 2 187                | 1 542                | 1 210                | 372                  | 72               | 15 303           | 16 533                             | 1 659          |
| <b>House heating fuel</b> .....                             | <b>35 965</b>            | <b>9 679</b>      | <b>8 721</b>       | <b>4 306</b>         | <b>3 443</b>         | <b>4 804</b>         | <b>2 617</b>         | <b>1 716</b>         | <b>565</b>           | <b>114</b>       | <b>9 746</b>     | <b>11 243</b>                      | <b>11 503</b>  |
| Utility gas .....   | 29 349                   | 7 943             | 7 138              | 3 489                | 2 791                | 3 911                | 2 127                | 1 394                | 453                  | 103              | 9 696            | 11 240                             | 9 462          |
| Bottled, tank, or LP gas .....                              | 607                      | 118               | 202                | 79                   | 43                   | 83                   | 54                   | 19                   | 5                    | 4                | 9 471            | 11 242                             | 217            |
| Electricity .....   | 5 446                    | 1 469             | 1 212              | 629                  | 556                  | 761                  | 412                  | 293                  | 107                  | 7                | 10 167           | 11 475                             | 1 667          |
| Fuel oil, kerosene, etc. ....                               | 213                      | 76                | 76                 | 31                   | 10                   | 20                   | —                    | —                    | —                    | —                | 7 061            | 7 612                              | 82             |
| Other .....   | 350                      | 73                | 93                 | 78                   | 43                   | 29                   | 24                   | 10                   | —                    | —                | 10 288           | 10 136                             | 75             |
| <b>Median rooms</b> .....                                   | <b>4.0</b>               | <b>3.7</b>        | <b>3.9</b>         | <b>4.1</b>           | <b>4.2</b>           | <b>4.3</b>           | <b>4.3</b>           | <b>4.7</b>           | <b>4.9</b>           | <b>5.0</b>       | <b>...</b>       | <b>...</b>                         | <b>3.9</b>     |
| <b>Specified renter-occupied housing units</b> .....        | <b>34 895</b>            | <b>9 421</b>      | <b>8 450</b>       | <b>4 151</b>         | <b>3 386</b>         | <b>4 654</b>         | <b>2 537</b>         | <b>1 643</b>         | <b>535</b>           | <b>118</b>       | <b>9 732</b>     | <b>11 239</b>                      | <b>11 168</b>  |
| <b>CONTRACT RENT</b>  |                          |                   |                    |                      |                      |                      |                      |                      |                      |                  |                  |                                    |                |
| Less than \$100 .....                                       | 5 049                    | 2 987             | 1 152              | 330                  | 231                  | 196                  | 81                   | 44                   | 28                   | —                | 4 432            | 5 960                              | 3 157          |
| \$100 to \$149 .....  | 5 397                    | 1 760             | 1 628              | 736                  | 401                  | 483                  | 237                  | 103                  | 45                   | 4                | 7 478            | 8 962                              | 1 973          |
| \$150 to \$199 .....  | 8 903                    | 2 323             | 2 556              | 1 066                | 935                  | 1 149                | 485                  | 307                  | 71                   | 11               | 9 157            | 10 338                             | 2 733          |
| \$200 to \$249 .....  | 6 839                    | 1 289             | 1 671              | 914                  | 817                  | 1 160                | 574                  | 314                  | 87                   | 13               | 11 257           | 12 111                             | 1 754          |
| \$250 to \$299 .....  | 4 330                    | 607               | 801                | 621                  | 500                  | 875                  | 514                  | 315                  | 77                   | 20               | 13 180           | 14 389                             | 829            |
| \$300 to \$349 .....  | 1 839                    | 191               | 208                | 248                  | 234                  | 337                  | 333                  | 207                  | 65                   | 16               | 15 512           | 16 691                             | 275            |
| \$350 to \$399 .....  | 1 038                    | 64                | 129                | 79                   | 104                  | 259                  | 211                  | 137                  | 46                   | 9                | 16 997           | 18 633                             | 138            |
| \$400 to \$499 .....  | 560                      | 30                | 58                 | 38                   | 80                   | 51                   | 85                   | 125                  | 78                   | 15               | 20 757           | 22 061                             | 82             |
| \$500 or more .....   | 168                      | 9                 | 30                 | 14                   | —                    | 33                   | 4                    | 48                   | 14                   | 16               | 19 848           | 27 349                             | 20             |
| No cash rent .....  | 772                      | 161               | 217                | 105                  | 84                   | 111                  | 13                   | 43                   | 24                   | 14               | 10 190           | 12 404                             | 207            |
| <b>Median</b> .....   | <b>\$184</b>             | <b>\$146</b>      | <b>\$174</b>       | <b>\$193</b>         | <b>\$204</b>         | <b>\$216</b>         | <b>\$241</b>         | <b>\$256</b>         | <b>\$265</b>         | <b>\$313</b>     | <b>...</b>       | <b>...</b>                         | <b>\$154</b>   |
| <b>GROSS RENT</b>   |                          |                   |                    |                      |                      |                      |                      |                      |                      |                  |                  |                                    |                |
| Less than \$100 .....                                       | 3 252                    | 2 340             | 491                | 219                  | 92                   | 70                   | 21                   | 5                    | 14                   | —                | 3 867            | 4 786                              | 2 277          |
| \$100 to \$149 .....  | 3 267                    | 1 271             | 1 155              | 321                  | 160                  | 203                  | 102                  | 42                   | 13                   | —                | 6 166            | 7 589                              | 1 394          |
| \$150 to \$199 .....  | 6 125                    | 1 791             | 1 948              | 719                  | 638                  | 578                  | 307                  | 103                  | 41                   | —                | 8 330            | 9 257                              | 2 053          |
| \$200 to \$249 .....  | 7 917                    | 1 888             | 2 146              | 1 056                | 864                  | 1 134                | 488                  | 231                  | 98                   | 12               | 9 814            | 10 763                             | 2 292          |
| \$250 to \$299 .....  | 5 685                    | 1 019             | 1 212              | 744                  | 716                  | 1 042                | 506                  | 346                  | 84                   | 16               | 12 055           | 12 837                             | 1 388          |
| \$300 to \$349 .....  | 3 580                    | 508               | 679                | 526                  | 356                  | 709                  | 422                  | 295                  | 64                   | 21               | 13 041           | 14 452                             | 780            |
| \$350 to \$399 .....  | 1 652                    | 240               | 230                | 207                  | 225                  | 310                  | 250                  | 155                  | 31                   | 4                | 14 156           | 15 178                             | 341            |
| \$400 to \$499 .....  | 1 925                    | 174               | 279                | 214                  | 183                  | 388                  | 322                  | 247                  | 90                   | 28               | 16 250           | 17 786                             | 338            |
| \$500 or more .....   | 720                      | 29                | 93                 | 40                   | 68                   | 109                  | 106                  | 176                  | 76                   | 23               | 20 590           | 22 661                             | 98             |
| No cash rent .....  | 772                      | 161               | 217                | 105                  | 84                   | 111                  | 13                   | 43                   | 24                   | 14               | 10 190           | 12 404                             | 207            |
| <b>Median</b> .....   | <b>\$227</b>             | <b>\$176</b>      | <b>\$211</b>       | <b>\$236</b>         | <b>\$242</b>         | <b>\$262</b>         | <b>\$286</b>         | <b>\$312</b>         | <b>\$304</b>         | <b>\$388</b>     | <b>...</b>       | <b>...</b>                         | <b>\$194</b>   |
| <b>GROSS RENT AS PERCENTAGE OF HOUSEHOLD INCOME IN 1979</b> |                          |                   |                    |                      |                      |                      |                      |                      |                      |                  |                  |                                    |                |
| Less than 15 percent .....                                  | 4 860                    | 154               | 323                | 417                  | 412                  | 1 035                | 1 059                | 940                  | 416                  | 104              | 20 392           | 21 992                             | 246            |
| 15 to 19 percent .....                                      | 5 327                    | 348               | 470                | 555                  | 942                  | 1 669                | 842                  | 411                  | 90                   | —                | 15 958           | 16 261                             | 500            |
| 20 to 24 percent .....                                      | 4 813                    | 597               | 929                | 883                  | 789                  | 1 023                | 416                  | 171                  | 5                    | —                | 12 493           | 12 797                             | 736            |

Table B—62. Selected Monthly Owner Costs for Mortgaged Housing Units With a Spanish Origin Householder: 1980

[Data are estimates based on a sample, see Introduction. For meaning of symbols, see Introduction. For definitions of terms, see appendixes A and B]

Inside SMSA's

Specified owner-occupied housing units -----

PERSONS IN UNIT

|                         | Total | Less than \$200 | \$200 to \$249 | \$250 to \$299 | \$300 to \$349 | \$350 to \$399 | \$400 to \$499 | \$500 to \$599 | \$600 to \$749 | \$750 or more | Median (dollars) |
|-------------------------|-------|-----------------|----------------|----------------|----------------|----------------|----------------|----------------|----------------|---------------|------------------|
| 1 person -----          | 1 382 | 236             | 172            | 156            | 184            | 206            | 171            | 127            | 104            | 26            | 335              |
| 2 persons -----         | 4 355 | 632             | 691            | 503            | 449            | 386            | 636            | 555            | 339            | 164           | 339              |
| 3 persons -----         | 5 795 | 448             | 883            | 761            | 534            | 634            | 1 152          | 613            | 510            | 260           | 371              |
| 4 persons -----         | 7 591 | 452             | 755            | 845            | 934            | 867            | 1 668          | 937            | 823            | 310           | 397              |
| 5 persons -----         | 5 203 | 329             | 619            | 648            | 568            | 651            | 949            | 752            | 439            | 248           | 384              |
| 6 persons -----         | 2 412 | 125             | 309            | 316            | 278            | 321            | 416            | 301            | 257            | 89            | 378              |
| 7 persons -----         | 1 073 | 91              | 113            | 164            | 157            | 73             | 149            | 165            | 137            | 24            | 358              |
| 8 or more persons ----- | 462   | 17              | 64             | 22             | 40             | 57             | 83             | 79             | 81             | 19            | 440              |
| Median -----            | 3.84  | 3.16            | 3.58           | 3.84           | 3.93           | 3.93           | 3.89           | 4.00           | 3.98           | 3.89          | ...              |

HOUSEHOLD TYPE AND AGE OF HOUSEHOLDER

|   |               |              |              |              |              |              |              |              |              |              |            |
|---|---------------|--------------|--------------|--------------|--------------|--------------|--------------|--------------|--------------|--------------|------------|
| <b>Married-couple families -----</b>                | <b>23 189</b> | <b>1 647</b> | <b>2 780</b> | <b>2 750</b> | <b>2 552</b> | <b>2 693</b> | <b>4 356</b> | <b>3 104</b> | <b>2 295</b> | <b>1 012</b> | <b>385</b> |
| 15 to 24 years -----                                | 917           | 35           | 48           | 80           | 108          | 106          | 232          | 193          | 97           | 18           | 435        |
| 25 to 34 years -----                                | 7 886         | 183          | 532          | 646          | 823          | 1 095        | 1 948        | 1 330        | 948          | 381          | 433        |
| 35 to 44 years -----                                | 6 934         | 274          | 764          | 755          | 798          | 783          | 1 274        | 990          | 863          | 433          | 406        |
| 45 to 64 years -----                                | 6 759         | 956          | 1 265        | 1 198        | 748          | 667          | 828          | 551          | 366          | 180          | 298        |
| 65 years and over -----                             | 693           | 199          | 171          | 71           | 75           | 42           | 74           | 40           | 21           | -            | 243        |
| <b>Male householder, no wife present -----</b>      | <b>1 951</b>  | <b>213</b>   | <b>258</b>   | <b>221</b>   | <b>202</b>   | <b>229</b>   | <b>379</b>   | <b>182</b>   | <b>199</b>   | <b>68</b>    | <b>368</b> |
| 15 to 24 years -----                                | 144           | 2            | 4            | -            | 33           | 19           | 39           | 39           | 5            | 3            | 421        |
| 25 to 34 years -----                                | 763           | 42           | 60           | 115          | 67           | 94           | 131          | 98           | 124          | 32           | 402        |
| 35 to 44 years -----                                | 499           | 70           | 88           | 36           | 40           | 61           | 104          | 34           | 39           | 27           | 363        |
| 45 to 64 years -----                                | 444           | 50           | 91           | 64           | 50           | 44           | 97           | 11           | 31           | 6            | 317        |
| 65 years and over -----                             | 101           | 49           | 15           | 6            | 12           | 11           | 8            | -            | -            | -            | 205        |
| <b>Female householder, no husband present -----</b> | <b>3 133</b>  | <b>470</b>   | <b>568</b>   | <b>444</b>   | <b>390</b>   | <b>273</b>   | <b>489</b>   | <b>243</b>   | <b>196</b>   | <b>60</b>    | <b>311</b> |
| 15 to 24 years -----                                | 110           | 15           | 5            | 16           | 9            | 15           | 15           | 35           | -            | -            | 383        |
| 25 to 34 years -----                                | 769           | 51           | 97           | 129          | 83           | 69           | 163          | 96           | 44           | 37           | 368        |
| 35 to 44 years -----                                | 846           | 46           | 152          | 121          | 87           | 92           | 177          | 59           | 100          | 12           | 359        |
| 45 to 64 years -----                                | 1 112         | 265          | 262          | 147          | 175          | 87           | 83           | 30           | 52           | 11           | 260        |
| 65 years and over -----                             | 296           | 93           | 52           | 31           | 36           | 10           | 51           | 23           | -            | -            | 255        |
| Median age -----                                    | 38.8          | 51.3         | 45.6         | 42.8         | 39.3         | 36.8         | 35.5         | 34.8         | 36.0         | 36.7         | ...        |

YEAR HOUSEHOLDER MOVED INTO UNIT

|                          |        |     |       |       |       |       |       |       |       |     |     |
|--------------------------|--------|-----|-------|-------|-------|-------|-------|-------|-------|-----|-----|
| 1979 to March 1980 ----- | 5 192  | 112 | 196   | 220   | 240   | 381   | 1 094 | 1 273 | 1 120 | 556 | 528 |
| 1975 to 1978 -----       | 10 379 | 280 | 508   | 738   | 1 373 | 1 624 | 2 814 | 1 558 | 1 025 | 459 | 420 |
| 1970 to 1974 -----       | 6 228  | 491 | 1 053 | 1 325 | 957   | 774   | 807   | 414   | 314   | 93  | 313 |
| 1960 to 1969 -----       | 4 991  | 938 | 1 449 | 893   | 489   | 355   | 414   | 219   | 208   | 26  | 256 |
| 1959 or earlier -----    | 1 483  | 509 | 400   | 239   | 85    | 61    | 95    | 65    | 23    | 6   | 229 |

ROOMS

|                       |       |     |     |     |     |     |       |       |       |     |     |
|-----------------------|-------|-----|-----|-----|-----|-----|-------|-------|-------|-----|-----|
| 1 to 3 rooms -----    | 668   | 131 | 111 | 87  | 66  | 67  | 111   | 46    | 37    | 12  | 304 |
| 4 rooms -----         | 2 632 | 537 | 436 | 338 | 337 | 312 | 347   | 216   | 77    | 32  | 301 |
| 5 rooms -----         | 5 590 | 716 | 939 | 809 | 660 | 707 | 920   | 484   | 257   | 98  | 325 |
| 6 rooms -----         | 5 327 | 447 | 722 | 727 | 629 | 610 | 978   | 671   | 458   | 85  | 361 |
| 7 rooms -----         | 5 738 | 256 | 723 | 615 | 679 | 607 | 1 212 | 736   | 674   | 236 | 399 |
| 8 or more rooms ----- | 8 318 | 243 | 675 | 839 | 773 | 892 | 1 656 | 1 376 | 1 187 | 677 | 442 |
| Median -----          | 6.5   | 5.2 | 5.9 | 6.2 | 6.3 | 6.3 | 6.7   | 7.0   | 7.3   | 7.9 | ... |

YEAR STRUCTURE BUILT

|                          |       |     |       |     |     |     |       |       |       |     |     |
|--------------------------|-------|-----|-------|-----|-----|-----|-------|-------|-------|-----|-----|
| 1975 to March 1980 ----- | 4 734 | 47  | 92    | 79  | 230 | 364 | 1 094 | 1 131 | 1 048 | 649 | 541 |
| 1970 to 1974 -----       | 4 431 | 117 | 298   | 659 | 591 | 604 | 949   | 587   | 396   | 230 | 396 |
| 1960 to 1969 -----       | 5 509 | 180 | 764   | 744 | 656 | 578 | 1 171 | 703   | 567   | 146 | 386 |
| 1950 to 1959 -----       | 6 648 | 965 | 1 120 | 820 | 824 | 818 | 1 032 | 601   | 434   | 34  | 325 |
| 1940 to 1949 -----       | 2 215 | 328 | 431   | 416 | 257 | 296 | 282   | 155   | 33    | 17  | 292 |
| 1939 or earlier -----    | 4 736 | 693 | 901   | 697 | 586 | 535 | 696   | 352   | 212   | 64  | 307 |

VALUE

|                              |          |          |          |          |          |          |          |          |          |          |      |
|------------------------------|----------|----------|----------|----------|----------|----------|----------|----------|----------|----------|------|
| Less than \$10,000 -----     | 105      | 47       | 29       | 29       | -        | -        | -        | -        | -        | -        | 209  |
| \$10,000 to \$19,999 -----   | 647      | 235      | 255      | 84       | 15       | 14       | 37       | 7        | -        | -        | 217  |
| \$20,000 to \$29,999 -----   | 2 126    | 427      | 557      | 439      | 353      | 216      | 118      | 9        | 7        | -        | 259  |
| \$30,000 to \$39,999 -----   | 3 223    | 525      | 677      | 521      | 520      | 444      | 355      | 142      | 37       | 2        | 289  |
| \$40,000 to \$49,999 -----   | 5 204    | 562      | 929      | 854      | 683      | 697      | 913      | 385      | 173      | 8        | 319  |
| \$50,000 to \$59,999 -----   | 5 365    | 359      | 576      | 644      | 653      | 632      | 1 199    | 880      | 337      | 85       | 386  |
| \$60,000 to \$79,999 -----   | 8 459    | 159      | 570      | 729      | 803      | 936      | 2 051    | 1 507    | 1 396    | 308      | 447  |
| \$80,000 to \$99,999 -----   | 2 132    | 8        | 13       | 112      | 106      | 191      | 412      | 439      | 506      | 345      | 551  |
| \$100,000 to \$149,999 ----- | 846      | 6        | -        | -        | 11       | 61       | 123      | 150      | 198      | 297      | 655  |
| \$150,000 or more -----      | 166      | 2        | -        | 3        | -        | 4        | 16       | 10       | 36       | 95       | 750+ |
| Median -----                 | \$55 000 | \$38 700 | \$43 200 | \$47 400 | \$50 000 | \$53 400 | \$59 900 | \$63 900 | \$69 800 | \$88 500 | ...  |

SELECTED MONTHLY OWNER COSTS AS PERCENTAGE OF HOUSEHOLD INCOME IN 1979

|                            |       |       |       |       |      |      |       |      |      |      |     |
|----------------------------|-------|-------|-------|-------|------|------|-------|------|------|------|-----|
| Less than 15 percent ----- | 6 465 | 1 307 | 1 736 | 1 305 | 765  | 491  | 576   | 177  | 68   | 40   | 257 |
| 15 to 19 percent -----     | 5 310 | 302   | 679   | 774   | 924  | 817  | 1 040 | 497  | 238  | 39   | 349 |
| 20 to 24 percent -----     | 4 641 | 165   | 315   | 400   | 569  | 699  | 1 238 | 671  | 478  | 106  | 412 |
| 25 to 29 percent -----     | 3 650 | 128   | 277   | 210   | 338  | 474  | 769   | 746  | 534  | 174  | 450 |
| 30 to 34 percent -----     | 2 332 | 87    | 107   | 127   | 128  | 190  | 596   | 465  | 397  | 235  | 490 |
| 35 percent or more -----   | 5 740 | 335   | 468   | 579   | 381  | 517  | 974   | 965  | 975  | 546  | 457 |
| Not computed -----         | 135   | 6     | 24    | 20    | 39   | 7    | 31    | 8    | -    | -    | 322 |
| Median -----               | 22.5  | 13.6  | 15.4  | 17.5  | 19.3 | 22.0 | 24.0  | 27.8 | 30.3 | 34.5 | ... |

SELECTED CHARACTERISTICS

|  |               |              |              |              |              |              |              |              |              |              |            |
|--|---------------|--------------|--------------|--------------|--------------|--------------|--------------|--------------|--------------|--------------|------------|
| <b>Heating equipment -----</b>                       | <b>28 263</b> | <b>2 330</b> | <b>3 606</b> | <b>3 415</b> | <b>3 144</b> | <b>3 185</b> | <b>5 224</b> | <b>3 529</b> | <b>2 690</b> | <b>1 140</b> | <b>376</b> |
| Steam or hot water system -----                      | 1 287         | 47           | 95           | 89           | 172          | 186          | 272          | 201          | 133          | 92           | 415        |
| Central warm-air furnace or electric heat pump ----- | 24 580        | 1 828        | 3 032        | 3 037        | 2 723        | 2 821        | 4 635        | 3 099        | 2 415        | 990          | 380        |
| Other built-in electric units -----                  | 594           | 37           | 54           | 64           | 70           | 7            | 114          | 118          | 82           | 48           | 448        |
| Floor, wall, or pipeless furnace -----               | 663           | 146          | 169          | 91           | 84           | 100          | 50           | 14           | 9            | -            | 259        |
| Other means -----                                    | 1 139         | 272          | 256          | 134          | 95           | 71           | 153          | 97           | 51           | 10           | 265        |
| <b>Air conditioning -----</b>                        | <b>7 314</b>  | <b>599</b>   | <b>856</b>   | <b>819</b>   | <b>833</b>   | <b>1 400</b> | <b>794</b>   | <b>700</b>   | <b>374</b>   | <b>377</b>   | <b>437</b> |
| Central system -----                                 | 2 937         | 143          | 277          | 287          | 274          | 247          | 616          | 420          | 382          | 291          | 437        |
| 1 or more individual room units -----                | 4 377         | 456          | 662          | 569          | 545          | 586          | 784          | 374          | 318          | 83           | 346        |
| <b>House heating fuel -----</b>                      | <b>28 263</b> | <b>2 330</b> | <b>3 606</b> | <b>3 415</b> | <b>3 144</b> | <b>3 185</b> | <b>5 224</b> | <b>3 529</b> | <b>2 690</b> | <b>1 140</b> | <b>376</b> |
| Utility gas -----                                    | 26 008        | 2 220        | 3 438        | 3 202        | 2 936        | 2 984        | 4 717        | 3 133        | 2 401        | 977          | 370        |
| Bottled, tank, or LP gas -----                       | 242           | 18           | 8            | 10           | 15           | 33           | 96           | 48           | 11           | 3            | 440        |
| Electricity -----                                    | 1 891         | 58           | 157          | 191          | 193          | 156          | 380          | 325          | 274          | 157          | 452        |
| Fuel oil, kerosene, etc. -----                       | 9             | -            | -            | 9            | -            | -            | -            | -            | -            | -            | 275        |
| Other -----  | 113           | 34           | 3            | 3            | -            | 12           | 31           | 23           | 4            | 3            | 417        |

Table B — 63. Selected Monthly Owner Costs for Not Mortgaged Housing Units With a Spanish Origin Householder: 1980

[Data are estimates based on a sample, see Introduction. For meaning of symbols, see Introduction. For definitions of terms, see appendixes A and B]

| Inside SMSA's   | Total    | Less than \$50 | \$50 to \$74 | \$75 to \$99 | \$100 to \$124 | \$125 to \$149 | \$150 to \$199 | \$200 to \$249 | \$250 or more | Median (dollars) |
|---|----------|----------------|--------------|--------------|----------------|----------------|----------------|----------------|---------------|------------------|
| <b>Specified owner-occupied housing units</b> .....                           | 6 470    | 27             | 546          | 1 225        | 1 864          | 1 424          | 1 077          | 250            | 57            | 119              |
| <b>PERSONS IN UNIT</b>  |          |                |              |              |                |                |                |                |               |                  |
| 1 person .....  | 916      | 7              | 158          | 286          | 238            | 129            | 64             | 28             | 6             | 101              |
| 2 persons .....   | 2 178    | 15             | 165          | 409          | 707            | 489            | 290            | 96             | 7             | 118              |
| 3 persons .....   | 1 354    | —              | 98           | 228          | 382            | 305            | 277            | 38             | 26            | 123              |
| 4 persons .....   | 935      | —              | 66           | 141          | 283            | 253            | 148            | 26             | 18            | 123              |
| 5 persons .....   | 540      | —              | 36           | 60           | 144            | 158            | 130            | 12             | —             | 130              |
| 6 persons .....   | 280      | —              | 5            | 69           | 71             | 36             | 80             | 19             | —             | 123              |
| 7 persons .....   | 147      | —              | 13           | 30           | 19             | 33             | 35             | 17             | —             | 134              |
| 8 or more persons .....   | 120      | 5              | 5            | 2            | 20             | 21             | 53             | 14             | —             | 157              |
| Median .....  | 2.60     | 1.93           | 2.20         | 2.30         | 2.48           | 2.81           | 3.17           | 2.53           | 3.10          | ...              |
| <b>HOUSEHOLD TYPE AND AGE OF HOUSEHOLDER</b>                                  |          |                |              |              |                |                |                |                |               |                  |
| <b>Married-couple families</b> .....  | 4 492    | 12             | 314          | 737          | 1 341          | 1 040          | 827            | 198            | 23            | 122              |
| 15 to 24 years .....  | 43       | —              | 7            | 6            | 8              | 15             | 7              | —              | —             | 126              |
| 25 to 34 years .....  | 359      | —              | 40           | 51           | 90             | 123            | 29             | 26             | —             | 125              |
| 35 to 44 years .....  | 466      | 5              | —            | 79           | 134            | 94             | 135            | 19             | —             | 129              |
| 45 to 64 years .....  | 2 248    | —              | 157          | 343          | 652            | 500            | 493            | 88             | 15            | 124              |
| 65 years and over .....   | 1 376    | 7              | 110          | 258          | 457            | 308            | 163            | 65             | 8             | 117              |
| <b>Male householder, no wife present</b> .....                                | 498      | —              | 106          | 161          | 109            | 54             | 42             | 19             | 7             | 97               |
| 15 to 24 years .....  | 34       | —              | 12           | 9            | 13             | —              | —              | —              | —             | 89               |
| 25 to 34 years .....  | 104      | —              | 25           | 5            | 14             | 21             | 19             | 13             | 7             | 135              |
| 35 to 44 years .....  | 28       | —              | 4            | 14           | —              | 8              | 2              | —              | —             | 93               |
| 45 to 64 years .....  | 125      | —              | 16           | 42           | 33             | 19             | 9              | 6              | —             | 103              |
| 65 years and over .....   | 207      | —              | 49           | 91           | 49             | 6              | 12             | —              | —             | 90               |
| <b>Female householder, no husband present</b> .....                           | 1 480    | 15             | 126          | 327          | 414            | 330            | 208            | 33             | 27            | 116              |
| 15 to 24 years .....  | 23       | —              | —            | 7            | 8              | —              | —              | —              | 8             | 114              |
| 25 to 34 years .....  | 77       | —              | 5            | 16           | 14             | 21             | 16             | —              | 5             | 129              |
| 35 to 44 years .....  | 81       | —              | —            | 6            | 18             | 34             | 17             | 6              | —             | 137              |
| 45 to 64 years .....  | 733      | —              | 67           | 143          | 235            | 158            | 117            | 5              | 8             | 117              |
| 65 years and over .....   | 566      | 15             | 54           | 155          | 139            | 117            | 58             | 22             | 6             | 111              |
| Median age .....  | 59.1     | 70.9           | 60.3         | 62.5         | 59.4           | 58.4           | 55.3           | 57.2           | 50.2          | ...              |
| <b>YEAR HOUSEHOLDER MOVED INTO UNIT</b>                                       |          |                |              |              |                |                |                |                |               |                  |
| 1979 to March 1980 .....  | 352      | —              | 29           | 37           | 101            | 86             | 68             | 16             | 15            | 128              |
| 1975 to 1978 .....  | 749      | 5              | 37           | 129          | 187            | 147            | 166            | 71             | 7             | 128              |
| 1970 to 1974 .....  | 727      | —              | 37           | 120          | 202            | 183            | 136            | 33             | 16            | 126              |
| 1960 to 1969 .....  | 1 469    | —              | 107          | 232          | 483            | 324            | 275            | 40             | 8             | 120              |
| 1959 or earlier .....   | 3 173    | 22             | 336          | 707          | 891            | 684            | 432            | 90             | 11            | 115              |
| <b>ROOMS</b>  |          |                |              |              |                |                |                |                |               |                  |
| 1 to 3 rooms .....  | 376      | 8              | 55           | 133          | 70             | 66             | 29             | 7              | 8             | 98               |
| 4 rooms .....   | 1 165    | 14             | 247          | 288          | 370            | 166            | 54             | 20             | 6             | 102              |
| 5 rooms .....   | 2 036    | —              | 147          | 502          | 591            | 478            | 249            | 58             | 11            | 116              |
| 6 rooms .....   | 1 246    | 5              | 43           | 184          | 387            | 328            | 241            | 45             | 13            | 125              |
| 7 rooms .....   | 812      | —              | 25           | 70           | 261            | 225            | 176            | 48             | 7             | 131              |
| 8 or more rooms .....   | 835      | —              | 29           | 48           | 185            | 161            | 328            | 72             | 12            | 149              |
| Median .....  | 5.3      | 3.9            | 4.4          | 4.9          | 5.3            | 5.5            | 6.4            | 6.4            | 5.8           | ...              |
| <b>YEAR STRUCTURE BUILT</b>   |          |                |              |              |                |                |                |                |               |                  |
| 1975 to March 1980 .....  | 204      | —              | 9            | 17           | 69             | 46             | 26             | 30             | 7             | 129              |
| 1970 to 1974 .....  | 228      | —              | 19           | 18           | 62             | 47             | 66             | 13             | 3             | 133              |
| 1960 to 1969 .....  | 558      | 5              | 28           | 41           | 101            | 99             | 211            | 45             | 28            | 151              |
| 1950 to 1959 .....  | 1 729    | —              | 100          | 330          | 512            | 407            | 303            | 77             | —             | 121              |
| 1940 to 1949 .....  | 843      | 7              | 89           | 160          | 272            | 224            | 77             | 14             | —             | 115              |
| 1939 or earlier .....   | 2 908    | 15             | 301          | 659          | 848            | 601            | 394            | 71             | 19            | 114              |
| <b>VALUE</b>  |          |                |              |              |                |                |                |                |               |                  |
| Less than \$10,000 .....  | 349      | 7              | 93           | 106          | 111            | 13             | 19             | —              | —             | 93               |
| \$10,000 to \$19,999 .....  | 863      | 20             | 171          | 302          | 268            | 76             | 19             | 7              | —             | 95               |
| \$20,000 to \$29,999 .....  | 1 253    | —              | 124          | 380          | 354            | 246            | 104            | 45             | —             | 109              |
| \$30,000 to \$39,999 .....  | 1 214    | —              | 68           | 191          | 437            | 320            | 175            | 18             | 5             | 120              |
| \$40,000 to \$49,999 .....  | 1 178    | —              | 66           | 140          | 374            | 338            | 189            | 42             | 29            | 126              |
| \$50,000 to \$59,999 .....  | 729      | —              | 10           | 55           | 202            | 218            | 229            | 15             | —             | 136              |
| \$60,000 to \$79,999 .....  | 683      | —              | 14           | 46           | 110            | 175            | 257            | 72             | 9             | 149              |
| \$80,000 to \$99,999 .....  | 120      | —              | —            | 5            | 2              | 38             | 57             | 18             | —             | 163              |
| \$100,000 to \$149,999 .....  | 68       | —              | —            | —            | —              | —              | 28             | 26             | 14            | 212              |
| \$150,000 or more .....   | 13       | —              | —            | —            | 6              | —              | —              | 7              | —             | 204              |
| Median .....  | \$36 200 | \$11 600       | \$21 300     | \$22 600     | \$34 900       | \$41 400       | \$51 100       | \$59 200       | \$48 300      | ...              |
| <b>SELECTED MONTHLY OWNER COSTS AS PERCENTAGE OF HOUSEHOLD INCOME IN 1979</b> |          |                |              |              |                |                |                |                |               |                  |
| Less than 10 percent .....  | 2 938    | 13             | 291          | 630          | 756            | 649            | 514            | 71             | 14            | 118              |
| 10 to 14 percent .....  | 1 286    | 7              | 96           | 222          | 390            | 340            | 197            | 34             | —             | 120              |
| 15 to 19 percent .....  | 630      | 7              | 62           | 71           | 174            | 134            | 131            | 51             | —             | 125              |
| 20 to 24 percent .....  | 435      | —              | 22           | 57           | 174            | 90             | 69             | 10             | 13            | 120              |
| 25 to 29 percent .....  | 344      | —              | 38           | 67           | 139            | 48             | 39             | 13             | —             | 112              |
| 30 to 34 percent .....  | 251      | —              | 12           | 68           | 62             | 68             | 28             | 8              | 5             | 118              |
| 35 percent or more .....  | 515      | —              | 23           | 84           | 152            | 84             | 92             | 63             | 17            | 125              |
| Not computed .....  | 71       | —              | 2            | 26           | 17             | 11             | 7              | —              | 8             | 111              |
| Median .....  | 11.0     | 10.4           | 10—          | 10—          | 12.1           | 10.8           | 10.5           | 17.0           | 24.0          | ...              |
| <b>SELECTED CHARACTERISTICS</b>   |          |                |              |              |                |                |                |                |               |                  |
| <b>Heating equipment</b> .....  | 6 464    | 27             | 546          | 1 225        | 1 858          | 1 424          | 1 077          | 250            | 57            | 119              |
| Steam or hot water system .....   | 362      | —              | 28           | 20           | 89             | 107            | 73             | 38             | 7             | 135              |
| Central warm-air furnace or electric heat pump .....                          | 4 360    | 8              | 254          | 658          | 1 308          | 1 066          | 870            | 165            | 31            | 124              |
| Other built-in electric units .....   | 131      | —              | 3            | 26           | 41             | 45             | 2              | —              | 14            | 122              |
| Floor, wall, or pipeless furnace .....  | 492      | —              | 90           | 129          | 179            | 34             | 27             | 28             | 5             | 104              |
| Other means .....   | 1 119    | 19             | 171          | 392          | 241            | 172            | 105            | 19             | —             | 99               |
| <b>Air conditioning</b> .....   | 1 958    | 20             | 110          | 417          | 659            | 424            | 259            | 54             | 15            | 116              |
| Central system .....  | 503      | —              | 23           | 56           | 166            | 115            | 118            | 15             | 10            | 126              |
| 1 or more individual room units .....   | 1 455    | 20             | 87           | 361          | 493            | 309            | 141            | 39             | 5             | 113              |
| <b>House heating fuel</b> .....   | 6 464    | 27             | 546          | 1 225        | 1 858          | 1 424          | 1 077          | 250            | 57            | 119              |
| Utility gas .....   | 5 983    | 22             | 514          | 1 137        | 1 744          | 1 322          | 976            | 232            | 36            | 119              |
| Bottled, tank, or LP gas .....  | 132      | —              | 5            | 36           | 29             | 14             | 41             | —              | 7             | 122              |
| Electricity .....   | 296      | —              | 13           | 41           | 77             | 84             | 49             | 18             | 14            | 130              |
| Fuel oil, kerosene, etc. ....   | 4        | —              | —            | 4            | —              | —              | —              | —              | —             | 88               |
| Other .....   | 49       | 5              | 14           | 7            | 8              | 4              | 11             | —              | —             | 95               |

**Table B — 64. Year Structure Built for Owner- and Renter-Occupied Housing Units With a Spanish Origin Householder: 1980**

(Data are estimates based on a sample, see Introduction. For meaning of symbols, see Introduction. For definitions of terms, see appendixes A and B)

| Inside SMSA's  | Owner-occupied housing units |                    |               |               |               |                 | Renter-occupied housing units |                    |               |               |               |                 |
|--|------------------------------|--------------------|---------------|---------------|---------------|-----------------|-------------------------------|--------------------|---------------|---------------|---------------|-----------------|
|  | Total                        | 1975 to March 1980 | 1970 to 1974  | 1960 to 1969  | 1940 to 1959  | 1939 or earlier | Total                         | 1975 to March 1980 | 1970 to 1974  | 1960 to 1969  | 1940 to 1959  | 1939 or earlier |
| <b>Occupied housing units</b> .....                      | <b>40 567</b>                | <b>6 032</b>       | <b>6 209</b>  | <b>7 153</b>  | <b>12 577</b> | <b>8 596</b>    | <b>36 043</b>                 | <b>2 917</b>       | <b>6 105</b>  | <b>7 328</b>  | <b>11 577</b> | <b>8 116</b>    |
| <b>HOUSEHOLD TYPE AND AGE OF HOUSEHOLDER</b>             |                              |                    |               |               |               |                 |                               |                    |               |               |               |                 |
| <b>Married-couple families</b> .....                     | <b>31 696</b>                | <b>5 120</b>       | <b>4 933</b>  | <b>5 879</b>  | <b>9 852</b>  | <b>5 912</b>    | <b>15 709</b>                 | <b>1 347</b>       | <b>2 727</b>  | <b>3 290</b>  | <b>5 113</b>  | <b>3 232</b>    |
| 15 to 24 years .....                                     | 1 201                        | 281                | 202           | 232           | 354           | 132             | 4 179                         | 433                | 983           | 923           | 1 240         | 600             |
| 25 to 34 years .....                                     | 9 343                        | 2 522              | 1 799         | 1 427         | 2 447         | 1 148           | 6 376                         | 543                | 1 064         | 1 477         | 2 134         | 1 158           |
| 35 to 44 years .....                                     | 8 303                        | 1 470              | 1 780         | 1 901         | 2 239         | 913             | 2 597                         | 224                | 392           | 520           | 852           | 609             |
| 45 to 64 years .....                                     | 10 427                       | 753                | 1 046         | 2 081         | 3 966         | 2 581           | 1 779                         | 106                | 225           | 232           | 662           | 554             |
| 65 years and over .....                                  | 2 422                        | 94                 | 106           | 238           | 846           | 1 138           | 778                           | 41                 | 63            | 138           | 225           | 311             |
| <b>Male householder, no wife present</b> .....           | <b>3 266</b>                 | <b>432</b>         | <b>480</b>    | <b>475</b>    | <b>1 014</b>  | <b>865</b>      | <b>7 982</b>                  | <b>620</b>         | <b>1 272</b>  | <b>1 749</b>  | <b>2 202</b>  | <b>2 139</b>    |
| 15 to 24 years .....                                     | 275                          | 54                 | 64            | 41            | 79            | 37              | 2 204                         | 186                | 422           | 582           | 642           | 372             |
| 25 to 34 years .....                                     | 1 195                        | 251                | 202           | 219           | 251           | 272             | 2 688                         | 243                | 490           | 567           | 715           | 673             |
| 35 to 44 years .....                                     | 642                          | 76                 | 98            | 109           | 234           | 125             | 1 177                         | 110                | 202           | 325           | 299           | 241             |
| 45 to 64 years .....                                     | 749                          | 40                 | 107           | 69            | 324           | 209             | 1 354                         | 28                 | 119           | 188           | 419           | 600             |
| 65 years and over .....                                  | 405                          | 11                 | 9             | 37            | 126           | 222             | 559                           | 53                 | 39            | 87            | 127           | 253             |
| <b>Female householder, no husband present</b> .....      | <b>5 605</b>                 | <b>480</b>         | <b>796</b>    | <b>799</b>    | <b>1 711</b>  | <b>1 819</b>    | <b>12 352</b>                 | <b>950</b>         | <b>2 106</b>  | <b>2 289</b>  | <b>4 262</b>  | <b>2 745</b>    |
| 15 to 24 years .....                                     | 194                          | 54                 | 21            | 34            | 52            | 33              | 2 981                         | 229                | 625           | 511           | 971           | 645             |
| 25 to 34 years .....                                     | 1 043                        | 202                | 223           | 162           | 249           | 207             | 3 902                         | 344                | 631           | 853           | 1 420         | 654             |
| 35 to 44 years .....                                     | 1 195                        | 155                | 287           | 239           | 283           | 231             | 1 917                         | 84                 | 404           | 333           | 668           | 428             |
| 45 to 64 years .....                                     | 2 159                        | 63                 | 221           | 315           | 754           | 806             | 2 147                         | 137                | 258           | 367           | 733           | 652             |
| 65 years and over .....                                  | 1 014                        | 6                  | 44            | 49            | 373           | 542             | 1 405                         | 156                | 188           | 225           | 470           | 366             |
| <b>Median age</b> .....                                  | <b>41.6</b>                  | <b>33.9</b>        | <b>37.4</b>   | <b>41.7</b>   | <b>45.4</b>   | <b>51.6</b>     | <b>30.9</b>                   | <b>29.5</b>        | <b>28.7</b>   | <b>29.8</b>   | <b>31.2</b>   | <b>34.8</b>     |
| <b>YEAR HOUSEHOLDER MOVED INTO UNIT</b>                  |                              |                    |               |               |               |                 |                               |                    |               |               |               |                 |
| 1979 to March 1980 .....                                 | 6 917                        | 2 636              | 903           | 1 074         | 1 477         | 827             | 20 543                        | 2 221              | 3 757         | 4 591         | 6 128         | 3 846           |
| 1975 to 1978 .....                                       | 13 121                       | 3 396              | 2 305         | 2 384         | 3 243         | 1 793           | 11 103                        | 696                | 1 821         | 2 182         | 3 800         | 2 604           |
| 1970 to 1974 .....                                       | 8 063                        | —                  | 3 001         | 1 441         | 2 205         | 1 416           | 2 587                         | —                  | 527           | 408           | 832           | 820             |
| 1960 to 1969 .....                                       | 7 327                        | —                  | —             | 2 254         | 2 842         | 2 231           | 1 129                         | —                  | —             | 147           | 505           | 477             |
| 1959 or earlier .....                                    | 5 139                        | —                  | —             | —             | 2 810         | 2 329           | 681                           | —                  | —             | —             | 312           | 369             |
| <b>ROOMS</b>   |                              |                    |               |               |               |                 |                               |                    |               |               |               |                 |
| 1 room .....   | 59                           | 9                  | 3             | 12            | 17            | 18              | 1 354                         | 82                 | 199           | 304           | 254           | 515             |
| 2 rooms .....  | 351                          | 23                 | 70            | 72            | 119           | 67              | 3 315                         | 286                | 502           | 771           | 889           | 867             |
| 3 rooms .....  | 1 254                        | 151                | 229           | 187           | 401           | 286             | 7 209                         | 592                | 1 408         | 1 542         | 2 083         | 1 584           |
| 4 rooms .....  | 5 094                        | 452                | 655           | 634           | 1 971         | 1 382           | 11 816                        | 957                | 1 989         | 2 667         | 4 017         | 2 186           |
| 5 rooms .....  | 9 128                        | 1 068              | 1 210         | 1 111         | 3 258         | 2 481           | 6 968                         | 536                | 1 160         | 1 144         | 2 446         | 1 682           |
| 6 rooms .....  | 7 522                        | 1 153              | 1 087         | 1 127         | 2 426         | 1 729           | 2 916                         | 238                | 497           | 409           | 983           | 789             |
| 7 or more rooms .....                                    | 17 159                       | 3 176              | 2 955         | 4 010         | 4 385         | 2 633           | 2 465                         | 226                | 350           | 491           | 905           | 493             |
| <b>Median</b> .....                                      | <b>6.1</b>                   | <b>6.6</b>         | <b>6.4</b>    | <b>6.8</b>    | <b>5.7</b>    | <b>5.5</b>      | <b>4.0</b>                    | <b>4.0</b>         | <b>4.0</b>    | <b>3.9</b>    | <b>4.1</b>    | <b>4.0</b>      |
| <b>PLUMBING FACILITIES BY PERSONS PER ROOM</b>           |                              |                    |               |               |               |                 |                               |                    |               |               |               |                 |
| <b>Complete plumbing for exclusive use</b> .....         | <b>40 417</b>                | <b>6 029</b>       | <b>6 195</b>  | <b>7 138</b>  | <b>12 500</b> | <b>8 555</b>    | <b>35 020</b>                 | <b>2 857</b>       | <b>6 003</b>  | <b>7 192</b>  | <b>11 338</b> | <b>7 630</b>    |
| 0.50 or less .....                                       | 19 077                       | 3 060              | 2 714         | 3 288         | 5 618         | 4 397           | 13 290                        | 1 222              | 2 357         | 2 740         | 3 962         | 3 009           |
| 0.51 to 1.00 .....                                       | 18 661                       | 2 763              | 3 031         | 3 479         | 5 903         | 3 485           | 17 153                        | 1 290              | 2 925         | 3 605         | 5 781         | 3 552           |
| 1.01 to 1.50 .....                                       | 2 219                        | 183                | 362           | 314           | 783           | 577             | 3 035                         | 234                | 546           | 535           | 1 102         | 618             |
| 1.51 or more .....                                       | 460                          | 23                 | 88            | 57            | 196           | 96              | 1 542                         | 111                | 175           | 312           | 493           | 451             |
| <b>Lacking complete plumbing for exclusive use</b> ..... | <b>150</b>                   | <b>3</b>           | <b>14</b>     | <b>15</b>     | <b>77</b>     | <b>41</b>       | <b>1 023</b>                  | <b>60</b>          | <b>102</b>    | <b>136</b>    | <b>239</b>    | <b>486</b>      |
| 0.50 or less .....                                       | 32                           | 3                  | —             | —             | 14            | 15              | 421                           | 21                 | 34            | 45            | 107           | 214             |
| 0.51 to 1.00 .....                                       | 77                           | —                  | 6             | 8             | 49            | 14              | 417                           | 28                 | 56            | 56            | 78            | 199             |
| 1.01 to 1.50 .....                                       | 31                           | —                  | 4             | 7             | 8             | 12              | 81                            | —                  | 9             | 31            | 33            | 8               |
| 1.51 or more .....                                       | 10                           | —                  | 4             | —             | 6             | —               | 104                           | 11                 | 3             | 4             | 21            | 65              |
| <b>PERSONS IN UNIT</b>                                   |                              |                    |               |               |               |                 |                               |                    |               |               |               |                 |
| 1 person .....   | 3 071                        | 316                | 385           | 314           | 940           | 1 116           | 8 306                         | 652                | 1 457         | 1 750         | 2 220         | 2 227           |
| 2 persons .....  | 7 938                        | 1 094              | 972           | 1 161         | 2 603         | 2 108           | 8 391                         | 798                | 1 540         | 1 748         | 2 489         | 1 816           |
| 3 persons .....  | 8 417                        | 1 281              | 1 192         | 1 526         | 2 692         | 1 726           | 7 339                         | 563                | 1 311         | 1 537         | 2 460         | 1 468           |
| 4 persons .....  | 9 641                        | 1 859              | 1 631         | 1 754         | 2 874         | 1 523           | 5 635                         | 417                | 862           | 1 160         | 2 077         | 1 119           |
| 5 persons .....  | 6 321                        | 894                | 1 196         | 1 353         | 1 885         | 993             | 3 332                         | 279                | 535           | 681           | 1 154         | 683             |
| 6 or more persons .....                                  | 5 179                        | 588                | 833           | 1 045         | 1 583         | 1 130           | 3 040                         | 208                | 400           | 452           | 1 177         | 803             |
| <b>Median</b> .....                                      | <b>3.59</b>                  | <b>3.67</b>        | <b>3.84</b>   | <b>3.83</b>   | <b>3.52</b>   | <b>3.12</b>     | <b>2.68</b>                   | <b>2.52</b>        | <b>2.54</b>   | <b>2.61</b>   | <b>2.94</b>   | <b>2.51</b>     |
| <b>Total persons</b> .....                               | <b>148 228</b>               | <b>22 671</b>      | <b>24 129</b> | <b>27 858</b> | <b>45 107</b> | <b>28 463</b>   | <b>104 442</b>                | <b>7 914</b>       | <b>16 504</b> | <b>20 074</b> | <b>36 475</b> | <b>23 475</b>   |
| <b>UNITS IN STRUCTURE</b>                                |                              |                    |               |               |               |                 |                               |                    |               |               |               |                 |
| 1, detached or attached .....                            | 36 753                       | 5 253              | 5 001         | 6 449         | 12 009        | 8 041           | 13 702                        | 644                | 985           | 2 134         | 5 941         | 3 998           |
| 2 .....  | 577                          | 25                 | 15            | 70            | 216           | 251             | 2 878                         | 146                | 264           | 493           | 1 133         | 842             |
| 3 and 4 .....  | 443                          | 73                 | 153           | 61            | 52            | 104             | 3 847                         | 362                | 677           | 697           | 1 118         | 993             |
| 5 to 9 .....   | 370                          | 68                 | 47            | 58            | 85            | 112             | 3 638                         | 317                | 685           | 660           | 1 147         | 829             |
| 10 to 49 .....   | 543                          | 112                | 165           | 93            | 108           | 65              | 8 148                         | 811                | 2 299         | 2 120         | 1 704         | 1 214           |
| 50 or more .....   | 206                          | 32                 | 79            | 53            | 36            | 6               | 3 147                         | 512                | 1 024         | 935           | 462           | 214             |
| Mobile home or trailer, etc. ....                        | 1 675                        | 469                | 749           | 369           | 71            | 17              | 683                           | 125                | 171           | 289           | 72            | 26              |
| <b>SELECTED CHARACTERISTICS</b>                          |                              |                    |               |               |               |                 |                               |                    |               |               |               |                 |
| <b>Heating equipment</b> .....                           | <b>40 551</b>                | <b>6 032</b>       | <b>6 209</b>  | <b>7 153</b>  | <b>12 567</b> | <b>8 590</b>    | <b>35 965</b>                 | <b>2 917</b>       | <b>6 105</b>  | <b>7 322</b>  | <b>11 547</b> | <b>8 074</b>    |
| Steam or hot water system .....                          | 2 013                        | 263                | 239           | 415           | 462           | 634             | 7 953                         | 741                | 1 838         | 1 763         | 1 745         | 1 866           |
| Central warm-air furnace or electric heat pump .....     | 33 448                       | 5 222              | 5 667         | 6 288         | 10 162        | 6 109           | 20 842                        | 1 681              | 3 558         | 4 429         | 7 079         | 4 095           |
| Other built-in electric units .....                      | 880                          | 372                | 67            | 129           | 176           | 136             | 2 118                         | 312                | 410           | 546           | 528           | 322             |
| Floor, wall, or pipeless furnace .....                   | 1 422                        | 53                 | 85            | 108           | 618           | 558             | 1 671                         | 49                 | 109           | 240           | 742           | 531             |
| Other means .....  | 2 788                        | 122                | 151           | 213           | 1 149         | 1 153           | 3 381                         | 134                | 190           | 344           | 1 453         | 1 260           |
| <b>Air conditioning</b> .....                            | <b>11 655</b>                | <b>1 588</b>       | <b>2 197</b>  | <b>2 147</b>  | <b>3 634</b>  | <b>2 089</b>    | <b>8 697</b>                  | <b>1 292</b>       | <b>2 985</b>  | <b>2 422</b>  | <b>1 227</b>  | <b>771</b>      |
| Central system .....                                     | 4 784                        | 1 058              | 1 290         | 1 085         | 940           | 411             | 3 380                         | 647                | 1 203         | 956           | 319           | 255             |
| 1 or more individual room units .....                    | 6 871                        | 530                | 907           | 1 062         | 2 694         | 1 678           | 5 317                         | 645                | 1 782         | 1 466         | 908           | 516             |
| <b>House heating fuel</b> .....                          | <b>40 551</b>                | <b>6 032</b>       | <b>6 209</b>  | <b>7 153</b>  | <b>12 567</b> | <b>8 590</b>    | <b>35 965</b>                 | <b>2 917</b>       | <b>6 105</b>  | <b>7 322</b>  | <b>11 547</b> | <b>8 074</b>    |
| Utility gas .....  | 37 040                       | 5 093              | 5 595         | 6 503         | 11 783        | 8 066           | 29 349                        | 2 029              | 4 607         | 5 744         | 9 881         | 7 088           |
| Bottled, tank, or LP gas .....                           | 675                          | 103                | 154           | 94            | 171           | 153             | 607                           | 76                 | 58            | 112           | 194           | 167             |
| Electricity .....  | 2 599                        | 788                | 450           | 528           | 551           | 282             | 5 446                         | 792                | 1 309         | 1 347         | 1 322         | 676             |
| Fuel oil, kerosene, etc. ....                            | 13                           | —                  | —             | —             | 4             | 9               | 213                           | 8                  | 50            | 60            | 46            | 49              |
| Other .....  | 224                          | 48                 | 10            | 28            | 58            | 80              | 350                           | 12                 | 81            | 59            | 104           | 94              |
| <b>Income in 1979 below poverty level</b> .....          | <b>3 565</b>                 | <b>170</b>         | <b>452</b>    | <b>457</b>    | <b>1 297</b>  | <b>1 189</b>    | <b>11 541</b>                 | <b>833</b>         | <b>1 671</b>  | <b>1 793</b>  | <b>4 131</b>  | <b>3 113</b>    |
| Percent below poverty level .....                        | 8.8                          | 2.8                | 7.3           | 6.4           | 10.3          | 13.8            | 32.0                          | 28.6               | 27.4          | 24.5          | 35.7          | 38.4            |
| <b>HOUSEHOLD INCOME IN 1979</b>                          |                              |                    |               |               |               |                 |                               |                    |               |               |               |                 |
| Less than \$5,000 .....                                  | 2 917                        | 87                 | 319           | 326           | 1 046         | 1 139           | 9 696                         | 735                | 1 405         | 1 491         | 3 366         | 2 699           |
| \$5,000 to \$9,999 .....                                 | 4 026                        | 235                | 378           | 519           | 1 388         | 1 506           | 8 753                         | 638                | 1 414         | 1 743         | 2 748         | 2 210           |
| \$10,000 to \$12,499 .....                               | 2 738                        | 266                | 388           | 395           | 945           | 744             | 4 306                         | 368                | 728           | 971           | 1 336         | 903             |
| \$12,500 to \$14,999 .....                               | 2 776                        | 262                | 392           | 346           | 988           | 788             | 3 456                         | 310                | 692           | 847           | 950           | 657             |
| \$15,000 to \$19,999 .....                               | 7 229                        | 1 050              | 1 091         | 1 236         | 2 323         | 1 529           | 4 816                         | 351                | 858           | 1 078         | 1 684         | 845             |
| \$20,000 to \$24,  |                              |                    |               |               |               |                 |                               |                    |               |               |               |                 |

**Table B—65. Units in Structure for Owner- and Renter-Occupied Housing Units With a Spanish Origin Householder: 1980**

[Data are estimates based on a sample, see Introduction. For meaning of symbols, see Introduction. For definitions of terms, see appendixes A and B]

**Inside SMSA's**

**Occupied housing units**

**HOUSEHOLD TYPE AND AGE OF HOUSEHOLDER**

|  |        |        |       |       |
|--|--------|--------|-------|-------|
| Married-couple families                | 31 696 | 29 212 | 1 268 | 1 216 |
| 15 to 24 years                         | 1 201  | 994    | 48    | 159   |
| 25 to 34 years                         | 9 343  | 8 574  | 276   | 493   |
| 35 to 44 years                         | 8 303  | 7 822  | 267   | 214   |
| 45 to 64 years                         | 10 427 | 9 633  | 515   | 279   |
| 65 years and over                      | 2 422  | 2 189  | 162   | 71    |
| Male householder, no wife present      | 3 266  | 2 615  | 428   | 223   |
| 15 to 24 years                         | 275    | 194    | 69    | 12    |
| 25 to 34 years                         | 1 195  | 951    | 153   | 91    |
| 35 to 44 years                         | 642    | 539    | 72    | 31    |
| 45 to 64 years                         | 749    | 602    | 81    | 66    |
| 65 years and over                      | 405    | 329    | 53    | 23    |
| Female householder, no husband present | 5 605  | 4 926  | 443   | 236   |
| 15 to 24 years                         | 194    | 148    | 21    | 25    |
| 25 to 34 years                         | 1 043  | 892    | 105   | 46    |
| 35 to 44 years                         | 1 195  | 1 032  | 108   | 55    |
| 45 to 64 years                         | 2 159  | 1 963  | 110   | 86    |
| 65 years and over                      | 1 014  | 891    | 99    | 24    |
| Median age                             | 41.6   | 41.8   | 43.8  | 35.4  |

|   |        |        |     |     |
|---|--------|--------|-----|-----|
| <b>YEAR HOUSEHOLDER MOVED INTO UNIT</b> |        |        |     |     |
| 1979 to March 1980                      | 6 917  | 5 869  | 471 | 577 |
| 1975 to 1978                            | 13 121 | 11 768 | 672 | 681 |
| 1970 to 1974                            | 8 063  | 7 327  | 399 | 337 |
| 1960 to 1969                            | 7 327  | 6 911  | 340 | 76  |
| 1959 or earlier                         | 5 139  | 4 878  | 257 | 4   |

|                 |        |        |     |     |
|-----------------|--------|--------|-----|-----|
| <b>ROOMS</b>    |        |        |     |     |
| 1 room          | 59     | 27     | 26  | 6   |
| 2 rooms         | 351    | 230    | 58  | 63  |
| 3 rooms         | 1 254  | 916    | 149 | 189 |
| 4 rooms         | 5 094  | 3 989  | 468 | 637 |
| 5 rooms         | 9 128  | 8 094  | 495 | 539 |
| 6 rooms         | 7 522  | 7 034  | 321 | 167 |
| 7 or more rooms | 17 159 | 16 463 | 622 | 74  |
| Median          | 6.1    | 6.2    | 5.2 | 4.4 |

|  |        |        |       |       |
|--|--------|--------|-------|-------|
| <b>PLUMBING FACILITIES BY PERSONS PER ROOM</b>     |        |        |       |       |
| <b>Complete plumbing for exclusive use</b>         | 40 417 | 36 651 | 2 101 | 1 665 |
| 0.50 or less                                       | 19 077 | 17 336 | 1 121 | 620   |
| 0.51 to 1.00                                       | 18 661 | 17 050 | 776   | 835   |
| 1.01 to 1.50                                       | 2 219  | 1 902  | 167   | 150   |
| 1.51 or more                                       | 460    | 363    | 37    | 60    |
| <b>Lacking complete plumbing for exclusive use</b> | 150    | 102    | 38    | 10    |
| 0.50 or less                                       | 32     | 30     | 2     | —     |
| 0.51 to 1.00                                       | 77     | 48     | 29    | —     |
| 1.01 to 1.50                                       | 31     | 24     | 7     | —     |
| 1.51 or more                                       | 10     | —      | —     | —     |

|                 |        |        |     |     |
|-----------------|--------|--------|-----|-----|
| <b>BEDROOMS</b> |        |        |     |     |
| None            | 125    | 70     | 29  | 26  |
| 1               | 1 541  | 1 180  | 256 | 105 |
| 2               | 10 001 | 8 371  | 766 | 864 |
| 3               | 16 534 | 15 311 | 558 | 665 |
| 4               | 9 696  | 9 283  | 400 | 13  |
| 5 or more       | 2 670  | 2 538  | 130 | 2   |

|                                 |          |          |          |          |
|---------------------------------|----------|----------|----------|----------|
| <b>HOUSEHOLD INCOME IN 1979</b> |          |          |          |          |
| Less than \$5,000               | 2 917    | 2 540    | 213      | 164      |
| \$5,000 to \$9,999              | 4 026    | 3 503    | 250      | 273      |
| \$10,000 to \$12,499            | 2 738    | 2 385    | 193      | 160      |
| \$12,500 to \$14,999            | 2 776    | 2 468    | 161      | 147      |
| \$15,000 to \$19,999            | 7 229    | 6 464    | 365      | 400      |
| \$20,000 to \$24,999            | 7 282    | 6 668    | 336      | 278      |
| \$25,000 to \$34,999            | 8 760    | 8 192    | 349      | 219      |
| \$35,000 to \$49,999            | 3 880    | 3 655    | 194      | 31       |
| \$50,000 or more                | 959      | 878      | 78       | 3        |
| Median                          | \$20 368 | \$20 688 | \$18 641 | \$16 383 |
| Mean                            | \$21 587 | \$21 844 | \$21 384 | \$16 217 |

|  |        |        |       |       |
|--|--------|--------|-------|-------|
| <b>SELECTED CHARACTERISTICS</b>                |        |        |       |       |
| <b>Heating equipment</b>                       | 40 551 | 36 737 | 2 139 | 1 675 |
| Steam or hot water system                      | 2 013  | 1 762  | 217   | 34    |
| Central warm-air furnace or electric heat pump | 33 448 | 30 465 | 1 594 | 1 389 |
| Other built-in electric units                  | 880    | 778    | 75    | 27    |
| Floor, wall, or pipeless furnace               | 1 422  | 1 278  | 92    | 52    |
| Other means                                    | 2 788  | 2 454  | 161   | 173   |
| <b>Air conditioning</b>                        | 11 655 | 9 986  | 834   | 835   |
| Central system                                 | 4 784  | 3 831  | 501   | 452   |
| <b>Vehicles available</b>                      | 38 763 | 35 193 | 1 952 | 1 618 |
| 1  | 8 266  | 7 186  | 632   | 448   |
| 2 or more                                      | 30 497 | 28 007 | 1 320 | 1 170 |
| <b>House heating fuel</b>                      | 40 551 | 36 737 | 2 139 | 1 675 |
| Utility gas                                    | 37 040 | 33 721 | 1 891 | 1 428 |
| Bottled, tank, or LP gas                       | 675    | 472    | 55    | 148   |
| Electricity                                    | 2 599  | 2 333  | 170   | 96    |
| Fuel oil, kerosene, etc.                       | 13     | 13     | —     | —     |
| Other  | 224    | 198    | 23    | 3     |
| <b>Water heating fuel</b>                      | 40 524 | 36 714 | 2 139 | 1 671 |
| Utility gas                                    | 37 011 | 33 795 | 1 848 | 1 368 |
| Bottled, tank, or LP gas                       | 885    | 644    | 83    | 158   |
| Electricity                                    | 2 602  | 2 253  | 208   | 141   |
| Fuel oil, kerosene, etc.                       | 9      | 9      | —     | —     |
| Other  | 17     | 13     | —     | 4     |
| <b>Family householder</b>                      | 36 753 | 33 709 | 1 631 | 1 413 |
| With own children under 18 years               | 25 072 | 23 150 | 997   | 925   |
| With own children under 6 years                | 10 039 | 9 114  | 382   | 543   |
| <b>Female householder, no husband present</b>  | 3 809  | 3 444  | 259   | 106   |
| With own children under 18 years               | 2 366  | 2 114  | 185   | 67    |
| With own children under 6 years                | 497    | 421    | 60    | 16    |
| <b>Nonfamily householder</b>                   | 3 814  | 3 044  | 508   | 262   |
| <b>Income in 1979 below poverty level</b>      | 3 565  | 3 129  | 213   | 223   |
| Percent below poverty level                    | 8.8    | 8.5    | 10.0  | 13.3  |

|  | Owner-occupied housing units |                              |                 |                              | Renter-occupied housing units |                              |         |               |              |                |                  |                              |
|--|------------------------------|------------------------------|-----------------|------------------------------|-------------------------------|------------------------------|---------|---------------|--------------|----------------|------------------|------------------------------|
|  | Total                        | 1 unit, detached or attached | 2 or more units | Mobile home or trailer, etc. | Total                         | 1 unit, detached or attached | 2 units | 3 and 4 units | 5 to 9 units | 10 to 49 units | 50 or more units | Mobile home or trailer, etc. |
| Occupied housing units                             | 40 567                       | 36 753                       | 2 139           | 1 675                        | 36 043                        | 13 702                       | 2 878   | 3 847         | 3 638        | 8 148          | 3 147            | 683                          |
| Condominium housing units                          | 720                          | 245                          | 475             | —                            | 567                           | 96                           | 6       | 60            | 56           | 204            | 145              | —                            |
| <b>HOUSEHOLD TYPE AND AGE OF HOUSEHOLDER</b>       |                              |                              |                 |                              |                               |                              |         |               |              |                |                  |                              |
| Married-couple families                            | 31 696                       | 29 212                       | 1 268           | 1 216                        | 15 709                        | 7 222                        | 1 279   | 1 757         | 1 287        | 2 838          | 933              | 393                          |
| 15 to 24 years                                     | 1 201                        | 994                          | 48              | 159                          | 4 179                         | 1 389                        | 306     | 496           | 437          | 1 062          | 384              | 105                          |
| 25 to 34 years                                     | 9 343                        | 8 574                        | 276             | 493                          | 6 376                         | 2 897                        | 580     | 814           | 481          | 1 069          | 340              | 195                          |
| 35 to 44 years                                     | 8 303                        | 7 822                        | 267             | 214                          | 2 597                         | 1 424                        | 194     | 254           | 214          | 382            | 80               | 49                           |
| 45 to 64 years                                     | 10 427                       | 9 633                        | 515             | 279                          | 1 779                         | 1 102                        | 151     | 117           | 116          | 208            | 51               | 34                           |
| 65 years and over                                  | 2 422                        | 2 189                        | 162             | 71                           | 778                           | 410                          | 48      | 76            | 39           | 117            | 78               | 10                           |
| Male householder, no wife present                  | 3 266                        | 2 615                        | 428             | 223                          | 7 982                         | 2 108                        | 606     | 741           | 868          | 2 650          | 892              | 117                          |
| 15 to 24 years                                     | 275                          | 194                          | 69              | 12                           | 2 204                         | 518                          | 233     | 171           | 282          | 704            | 243              | 53                           |
| 25 to 34 years                                     | 1 195                        | 951                          | 153             | 91                           | 2 688                         | 841                          | 154     | 240           | 244          | 880            | 285              | 44                           |
| 35 to 44 years                                     | 642                          | 539                          | 72              | 31                           | 1 177                         | 290                          | 77      | 89            | 121          | 430            | 162              | 8                            |
| 45 to 64 years                                     | 749                          | 602                          | 81              | 66                           | 1 354                         | 319                          | 102     | 187           | 178          | 444            | 112              | 12                           |
| 65 years and over                                  | 405                          | 329                          | 53              | 23                           | 559                           | 140                          | 40      | 54            | 43           | 192            | 90               | —                            |
| Female householder, no husband present             | 5 605                        | 4 926                        | 443             | 236                          | 12 352                        | 4 372                        | 993     | 1 349         | 1 483        | 2 660          | 1 322            | 173                          |
| 15 to 24 years                                     | 194                          | 148                          | 21              | 25                           | 2 981                         | 781                          | 275     | 351           | 345          | 871            | 313              | 45                           |
| 25 to 34 years                                     | 1 043                        | 892                          | 105             | 46                           | 3 902                         | 1 417                        | 301     | 462           | 503          | 829            | 326              | 64                           |
| 35 to 44 years                                     | 1 195                        | 1 032                        | 108             | 55                           | 1 917                         | 833                          | 142     | 197           | 212          | 351            | 139              | 43                           |
| 45 to 64 years                                     | 2 159                        | 1 963                        | 110             | 86                           | 2 147                         | 848                          | 184     | 256           | 250          | 356            | 249              | 4                            |
| 65 years and over                                  | 1 014                        | 891                          | 99              | 24                           | 1 405                         | 493                          | 91      | 83            | 173          | 253            | 295              | 17                           |
| Median age   | 41.6                         | 41.8                         | 43.8            | 35.4                         | 30.9                          | 32.7                         | 30.0    | 29.9          | 30.1         | 29.1           | 30.1             | 30.4                         |
| <b>YEAR HOUSEHOLDER MOVED INTO UNIT</b>            |                              |                              |                 |                              |                               |                              |         |               |              |                |                  |                              |
| 1979 to March 1980                                 | 6 917                        | 5 869                        | 471             | 577                          | 20 543                        | 6 864                        | 1 632   | 2 288         | 1 981        | 5 341          | 1 982            | 455                          |
| 1975 to 1978                                       | 13 121                       | 11 768                       | 672             | 681                          | 11 103                        | 4 561                        | 800     | 1 167         | 1 192        | 2 328          | 858              | 197                          |
| 1970 to 1974                                       | 8 063                        | 7 327                        | 399             | 337                          | 2 587                         | 1 262                        | 268     | 250           | 216          | 353            | 220              | 18                           |
| 1960 to 1969                                       | 7 327                        | 6 911                        | 340             | 76                           | 1 129                         | 655                          | 103     | 85            | 167          | 59             | 52               | 8                            |
| 1959 or earlier                                    | 5 139                        | 4 878                        | 257             | 4                            | 681                           | 360                          | 75      | 57            | 82           | 67             | 35               | 5                            |
| <b>ROOMS</b>                                       |                              |                              |                 |                              |                               |                              |         |               |              |                |                  |                              |
| 1 room   | 59                           | 27                           | 26              | 6                            | 1 354                         | 112                          | 60      | 103           | 102          | 642            | 317              | 18                           |
| 2 rooms  | 351                          | 230                          | 58              | 63                           | 3 315                         | 577                          | 136     | 332           | 385          | 1 343          | 502              | 40                           |
| 3 rooms  | 1 254                        | 916                          | 149             | 189                          | 7 209                         | 1 446                        | 432     | 739           | 840          | 2 620          | 1 027            | 105                          |
| 4 rooms  | 5 094                        | 3 989                        | 468             | 637                          | 11 816                        | 4 067                        | 1 218   | 1 742         | 1 456        | 2 157          | 861              | 315                          |
| 5 rooms  | 9 128                        | 8 094                        | 495             | 539                          | 6 968                         | 3 608                        | 647     | 670           | 538          | 998            | 329              | 178                          |
| 6 rooms  | 7 522                        | 7 034                        | 321             | 167                          | 2 916                         | 1 929                        | 246     | 156           | 217          | 264            | 92               | 12                           |
| 7 or more rooms                                    | 17 159                       | 16 463                       | 622             | 74                           | 2 465                         | 1 963                        | 139     | 105           | 100          | 124            | 19               | 15                           |
| Median   | 6.1                          | 6.2                          | 5.2             | 4.4                          | 4.0                           | 4.7                          | 4.2     | 3.9           | 3.8          | 3.3            | 3.2              | 4.1                          |
| <b>PLUMBING FACILITIES BY PERSONS PER ROOM</b>     |                              |                              |                 |                              |                               |                              |         |               |              |                |                  |                              |
| <b>Complete plumbing for exclusive use</b>         | 40 417                       | 36 651                       | 2 101           | 1 665                        | 35 020                        | 13 557                       | 2 784   | 3 659         | 3 470        | 7 786          | 3 081            | 683                          |
| 0.50 or less                                       | 19 077                       | 17 336                       | 1 121           | 620                          | 13 290                        | 4 663                        | 969     | 1 330         | 1 280        | 3 337          | 1 501            | 210                          |
| 0.51 to 1.00                                       | 18 661                       | 17 050                       | 776             | 835                          | 17 153                        | 7 038                        | 1 479   | 1 812         | 1 673        | 3 631          | 1 252            | 268                          |
| 1.01 to 1.50                                       | 2 219                        | 1 902                        | 167             | 150                          | 3 035                         | 1 364                        | 189     | 368           | 340          | 478            | 185              | 111                          |
| 1.51 or more                                       | 460                          | 363                          | 37              | 60                           | 1 542                         | 492                          | 147     | 149           | 177          | 340            | 143              | 94                           |
| <b>Lacking complete plumbing for exclusive use</b> | 150                          | 102                          | 38              | 10                           | 1 023                         | 145                          | 94      | 188           | 168          | 362            | 66               | —                            |
| 0.50 or less                                       | 32                           | 30                           | 2               | —                            | 421                           | 67                           | 52      | 51            | 100          | 131            | 20               | —                            |
| 0.51 to 1.00                                       | 77                           | 48                           | 29              | —                            | 417                           | 57                           | 19      | 87            | 31           | 177            | 46               | —                            |
| 1.01 to 1.50                                       | 31                           | 24                           | 7               | —                            | 81                            | 6                            | 16      | 20            | 18           | 21             | —                | —                            |
| 1.51 or more                                       | 10                           | —                            | —               |                              |                               |                              |         |               |              |                |                  |                              |

Table B — 66. Owner- and Renter-Occupied Housing Units With a Spanish Origin Householder by Size of Household: 1980

[Data are estimates based on a sample, see Introduction. For meaning of symbols, see Introduction. For definitions of terms, see appendixes A and B.]

| Inside SMSA's   | Total         | 1 person     | 2 persons    | 3 persons    | 4 persons    | 5 persons    | 6 persons    | 7 persons    | 8 or more persons | Median      | Total persons  |
|---|---------------|--------------|--------------|--------------|--------------|--------------|--------------|--------------|-------------------|-------------|----------------|
| <b>Owner-occupied housing units</b>                                   | <b>40 567</b> | <b>3 071</b> | <b>7 938</b> | <b>8 417</b> | <b>9 641</b> | <b>6 321</b> | <b>3 066</b> | <b>1 462</b> | <b>651</b>        | <b>3.59</b> | <b>148 228</b> |
| Nonrelatives present  | 1 673         | —            | 537          | 380          | 247          | 213          | 142          | 80           | 74                | 3.29        | 6 115          |
| <b>ROOMS</b>  |               |              |              |              |              |              |              |              |                   |             |                |
| 1 to 3 rooms  | 1 664         | 360          | 425          | 355          | 342          | 123          | 45           | 10           | 4                 | 2.63        | 4 770          |
| 4 rooms   | 5 094         | 841          | 1 690        | 1 107        | 737          | 475          | 149          | 63           | 32                | 2.51        | 14 430         |
| 5 rooms   | 9 128         | 901          | 2 310        | 2 157        | 1 957        | 1 024        | 494          | 214          | 71                | 3.13        | 29 992         |
| 6 rooms   | 7 522         | 452          | 1 488        | 1 601        | 1 882        | 1 161        | 530          | 326          | 82                | 3.62        | 27 957         |
| 7 rooms   | 7 185         | 271          | 986          | 1 441        | 1 821        | 1 530        | 701          | 296          | 139               | 3.99        | 28 331         |
| 8 or more rooms   | 9 974         | 246          | 1 039        | 1 756        | 2 902        | 2 008        | 1 147        | 553          | 323               | 4.17        | 42 748         |
| Median  | 6.1           | 4.9          | 5.3          | 5.9          | 6.4          | 6.7          | 6.9          | 6.9          | 7.5               | ...         | ...            |
| <b>PLUMBING FACILITIES BY PERSONS PER ROOM</b>                        |               |              |              |              |              |              |              |              |                   |             |                |
| <b>Complete plumbing for exclusive use</b>                            | <b>40 417</b> | <b>3 051</b> | <b>7 909</b> | <b>8 403</b> | <b>9 591</b> | <b>6 312</b> | <b>3 053</b> | <b>1 453</b> | <b>645</b>        | <b>3.59</b> | <b>147 529</b> |
| 1.00 or less  | 37 738        | 3 051        | 7 906        | 8 339        | 9 263        | 5 719        | 2 378        | 849          | 233               | 3.45        | 131 070        |
| 1.01 to 1.50  | 2 219         | —            | —            | 54           | 240          | 470          | 630          | 531          | 294               | 6.05        | 13 412         |
| 1.51 or more  | 460           | —            | 3            | 10           | 88           | 123          | 45           | 73           | 118               | 5.63        | 3 047          |
| <b>Lacking complete plumbing for exclusive use</b>                    | <b>150</b>    | <b>20</b>    | <b>29</b>    | <b>14</b>    | <b>50</b>    | <b>9</b>     | <b>13</b>    | <b>9</b>     | <b>6</b>          | <b>3.74</b> | <b>699</b>     |
| 1.00 or less  | 109           | 20           | 29           | 14           | 36           | 4            | —            | —            | 6                 | 2.89        | 460            |
| 1.01 to 1.50  | 31            | —            | —            | —            | 4            | 5            | 13           | 9            | —                 | 6.00        | 188            |
| 1.51 or more  | 10            | —            | —            | —            | 10           | —            | —            | —            | —                 | 4.00        | 51             |
| <b>UNITS IN STRUCTURE</b>   |               |              |              |              |              |              |              |              |                   |             |                |
| 1, detached or attached   | 36 753        | 2 476        | 6 917        | 7 669        | 9 008        | 5 932        | 2 832        | 1 312        | 607               | 3.65        | 134 208        |
| 2 or more   | 2 139         | 398          | 538          | 370          | 334          | 219          | 158          | 86           | 36                | 2.86        | 8 120          |
| Mobile home or trailer, etc.  | 1 675         | 197          | 483          | 378          | 299          | 170          | 76           | 64           | 8                 | 2.92        | 5 900          |
| <b>VALUE</b>  |               |              |              |              |              |              |              |              |                   |             |                |
| <b>Specified owner-occupied housing units</b>                         | <b>34 743</b> | <b>2 298</b> | <b>6 533</b> | <b>7 149</b> | <b>8 526</b> | <b>5 743</b> | <b>2 692</b> | <b>1 220</b> | <b>582</b>        | <b>3.66</b> | <b>126 394</b> |
| Less than \$10,000  | 454           | 105          | 126          | 76           | 64           | 29           | 29           | 20           | 5                 | 2.47        | 1 298          |
| \$10,000 to \$19,999  | 1 510         | 268          | 466          | 306          | 143          | 182          | 75           | 49           | 21                | 2.57        | 4 510          |
| \$20,000 to \$29,999  | 3 379         | 403          | 841          | 632          | 415          | 254          | 116          | 62           | 21                | 3.20        | 11 059         |
| \$30,000 to \$39,999  | 4 437         | 382          | 886          | 991          | 1 021        | 609          | 273          | 172          | 103               | 3.46        | 15 090         |
| \$40,000 to \$49,999  | 6 382         | 421          | 1 260        | 1 279        | 1 405        | 1 186        | 524          | 202          | 105               | 3.66        | 22 424         |
| \$50,000 to \$59,999  | 6 094         | 249          | 1 095        | 1 283        | 1 572        | 1 039        | 503          | 293          | 60                | 3.77        | 23 555         |
| \$60,000 to \$79,999  | 9 142         | 389          | 1 415        | 1 887        | 2 642        | 1 641        | 757          | 290          | 121               | 3.83        | 34 753         |
| \$80,000 to \$99,999  | 2 252         | 55           | 283          | 463          | 753          | 428          | 186          | 40           | 44                | 3.93        | 9 030          |
| \$100,000 to \$149,999  | 914           | 22           | 150          | 185          | 230          | 180          | 81           | 15           | 51                | 3.93        | 3 793          |
| \$150,000 or more   | 179           | 4            | 11           | 47           | 40           | 34           | 10           | 23           | 10                | 4.19        | 882            |
| Median  | \$51 800      | \$39 800     | \$47 600     | \$52 000     | \$55 900     | \$54 000     | \$53 100     | \$52 200     | \$49 500          | ...         | ...            |
| <b>SELECTED CHARACTERISTICS</b>                                       |               |              |              |              |              |              |              |              |                   |             |                |
| <b>All income levels in 1979</b>                                      | <b>40 567</b> | <b>3 071</b> | <b>7 938</b> | <b>8 417</b> | <b>9 641</b> | <b>6 321</b> | <b>3 066</b> | <b>1 462</b> | <b>651</b>        | <b>3.59</b> | <b>148 228</b> |
| Median income   | \$20 368      | \$9 134      | \$16 771     | \$20 292     | \$22 022     | \$22 394     | \$22 124     | \$23 433     | \$28 608          | ...         | ...            |
| Median selected monthly owner costs as percentage of household income | 20.6          | 31.4         | 19.7         | 19.8         | 21.3         | 20.2         | 19.2         | 18.3         | 15.8              | ...         | ...            |
| With a mortgage   | 22.5          | 34.5         | 22.9         | 22.6         | 22.5         | 21.7         | 20.2         | 19.6         | 17.7              | ...         | ...            |
| Not mortgaged   | 11.0          | 27.3         | 12.8         | 10—          | 10—          | 10—          | 10—          | 10—          | 10—               | ...         | ...            |
| <b>Income in 1979 below poverty level</b>                             | <b>3 565</b>  | <b>754</b>   | <b>608</b>   | <b>538</b>   | <b>615</b>   | <b>457</b>   | <b>345</b>   | <b>157</b>   | <b>91</b>         | <b>3.28</b> | <b>...</b>     |
| Median income   | \$3 873       | \$2 887      | \$3 418      | \$3 649      | \$4 169      | \$5 698      | \$6 143      | \$7 404      | \$8 992           | ...         | ...            |
| Median selected monthly owner costs as percentage of household income | 50+           | 50+          | 50+          | 50+          | 50+          | 50+          | 50+          | 41.5         | 29.2              | ...         | ...            |
| With a mortgage   | 50+           | 50+          | 50+          | 50+          | 50+          | 50+          | 50+          | 42.0         | 48.5              | ...         | ...            |
| Not mortgaged   | 32.8          | 40.8         | 32.3         | 34.2         | 28.9         | 18.7         | 23.7         | 24.3         | 14.2              | ...         | ...            |
| <b>Renter-occupied housing units</b>                                  | <b>36 043</b> | <b>8 306</b> | <b>8 391</b> | <b>7 339</b> | <b>5 635</b> | <b>3 332</b> | <b>1 481</b> | <b>1 005</b> | <b>554</b>        | <b>2.68</b> | <b>104 442</b> |
| Nonrelatives present  | 4 394         | —            | 2 164        | 982          | 559          | 356          | 153          | 106          | 74                | 2.53        | 13 249         |
| <b>ROOMS</b>  |               |              |              |              |              |              |              |              |                   |             |                |
| 1 room  | 1 354         | 903          | 289          | 104          | 36           | 17           | —            | 5            | —                 | 1.25        | 2 057          |
| 2 rooms   | 3 315         | 1 730        | 802          | 399          | 224          | 100          | 12           | 22           | 26                | 1.46        | 6 265          |
| 3 rooms   | 7 209         | 3 092        | 2 253        | 1 063        | 439          | 181          | 66           | 84           | 31                | 1.73        | 14 100         |
| 4 rooms   | 11 816        | 1 863        | 3 259        | 3 198        | 2 038        | 853          | 314          | 189          | 102               | 2.75        | 33 490         |
| 5 rooms   | 6 968         | 491          | 1 221        | 1 649        | 1 659        | 1 119        | 449          | 260          | 120               | 3.57        | 25 149         |
| 6 rooms   | 2 916         | 138          | 361          | 456          | 655          | 622          | 373          | 183          | 128               | 4.27        | 12 637         |
| 7 or more rooms   | 2 465         | 89           | 206          | 470          | 584          | 440          | 267          | 262          | 147               | 4.30        | 10 744         |
| Median  | 4.0           | 3.0          | 3.8          | 4.2          | 4.5          | 5.0          | 5.3          | 5.3          | 5.5               | ...         | ...            |
| <b>PLUMBING FACILITIES BY PERSONS PER ROOM</b>                        |               |              |              |              |              |              |              |              |                   |             |                |
| <b>Complete plumbing for exclusive use</b>                            | <b>35 020</b> | <b>7 903</b> | <b>8 119</b> | <b>7 152</b> | <b>5 577</b> | <b>3 289</b> | <b>1 459</b> | <b>990</b>   | <b>531</b>        | <b>2.71</b> | <b>102 257</b> |
| 1.00 or less  | 30 443        | 7 903        | 7 891        | 6 660        | 4 897        | 2 172        | 640          | 262          | 18                | 2.43        | 77 803         |
| 1.01 to 1.50  | 3 035         | —            | —            | 399          | 424          | 821          | 741          | 431          | 219               | 5.35        | 16 235         |
| 1.51 or more  | 1 542         | —            | 228          | 93           | 256          | 296          | 78           | 297          | 294               | 5.16        | 8 219          |
| <b>Lacking complete plumbing for exclusive use</b>                    | <b>1 023</b>  | <b>403</b>   | <b>272</b>   | <b>187</b>   | <b>58</b>    | <b>43</b>    | <b>22</b>    | <b>15</b>    | <b>23</b>         | <b>1.90</b> | <b>2 185</b>   |
| 1.00 or less  | 838           | 403          | 211          | 176          | 39           | 9            | —            | —            | —                 | 1.58        | 1 503          |
| 1.01 to 1.50  | 81            | —            | —            | —            | 15           | 32           | 22           | 12           | —                 | 5.30        | 372            |
| 1.51 or more  | 104           | —            | 61           | 11           | 4            | 2            | —            | 3            | 23                | 2.35        | 310            |
| <b>UNITS IN STRUCTURE</b>   |               |              |              |              |              |              |              |              |                   |             |                |
| 1, detached or attached   | 13 702        | 1 858        | 2 467        | 3 071        | 2 714        | 1 754        | 977          | 569          | 292               | 3.32        | 47 474         |
| 2   | 2 878         | 462          | 689          | 754          | 503          | 246          | 100          | 76           | 48                | 2.88        | 8 821          |
| 3 and 4   | 3 847         | 732          | 985          | 905          | 638          | 267          | 144          | 90           | 86                | 2.73        | 11 105         |
| 5 to 9  | 3 638         | 960          | 749          | 776          | 544          | 400          | 74           | 73           | 62                | 2.64        | 10 055         |
| 10 to 49  | 8 148         | 2 854        | 2 457        | 1 279        | 870          | 467          | 105          | 90           | 26                | 2.00        | 17 880         |
| 50 or more  | 3 147         | 1 345        | 920          | 412          | 247          | 95           | 50           | 62           | 16                | 1.75        | 6 785          |
| Mobile home or trailer, etc.  | 683           | 95           | 124          | 142          | 119          | 103          | 31           | 45           | 24                | 3.36        | 2 322          |
| <b>GROSS RENT</b>   |               |              |              |              |              |              |              |              |                   |             |                |
| <b>Specified renter-occupied housing units</b>                        | <b>34 895</b> | <b>8 156</b> | <b>8 197</b> | <b>7 137</b> | <b>5 333</b> | <b>3 214</b> | <b>1 413</b> | <b>917</b>   | <b>528</b>        | <b>2.65</b> | <b>100 364</b> |
| Less than \$100   | 3 252         | 1 407        | 620          | 428          | 395          | 240          | 73           | 63           | 26                | 1.85        | 7 792          |
| \$100 to \$149  | 3 267         | 1 231        | 897          | 380          | 312          | 196          | 115          | 91           | 45                | 1.95        | 7 891          |
| \$150 to \$199  | 6 125         | 1 767        | 1 652        | 1 127        | 877          | 322          | 229          | 91           | 60                | 2.28        | 15 805         |
| \$200 to \$249  | 7 917         | 1 927        | 1 952        | 1 713        | 1 158        | 639          | 255          | 170          | 103               | 2.55        | 21 760         |
| \$250 to \$299  | 5 685         | 1 055        | 1 407        | 1 427        | 843          | 585          | 211          | 112          | 45                | 2.77        | 16 538         |
| \$300 to \$349  | 3 580         | 418          | 758          | 872          | 695          | 413          | 148          | 175          | 101               | 3.20        | 11 954         |
| \$350 to \$399  | 1 652         | 86           | 362          | 400          | 332          | 238          | 88           | 93           | 53                | 3.44        | 5 842          |
| \$400 to \$499  | 1 925         | 75           | 335          | 495          | 349          | 350          | 203          | 67           | 51                | 3.66        | 7 210          |
| \$500 or more   | 720           | 25           | 84           | 133          | 206          | 149          | 79           | 28           | 16                | 4.07        | 2 958          |
| No cash rent  | 772           | 165          | 130          | 162          | 166          | 82           | 12           | 27           | 28                | 3.06        | 2 614          |
| Median  | \$227         | \$188        | \$221        | \$245        | \$244        | \$267        | \$258        | \$277        | \$277             | ...         | ...            |
| <b>SELECTED CHARACTERISTICS</b>                                       |               |              |              |              |              |              |              |              |                   |             |                |
| <b>All income levels in 1979</b>                                      | <b>36 043</b> | <b>8 306</b> | <b>8 391</b> | <b>7 339</b> | <b>5 635</b> | <b>3 332</b> | <b>1 481</b> | <b>1 005</b> | <b>554</b>        | <b>2.68</b> | <b>104 442</b> |
| Median income   | \$9 740       | \$6 307      | \$9 557      | \$10 263     | \$11 158     | \$11 496     | \$13 382     | \$12 413     | \$14 555          | ...         | ...            |
| Median gross rent as percentage of household income                   | 27.2          | 29.2         | 26.6         | 27.9         | 26.0         | 27.3         | 24.8         | 23.5         | 23.2              | ...         | ...            |
| <b>Income in 1979 below poverty level</b>                             | <b>11 541</b> | <b>2 793</b> | <b>2 341</b> | <b>2 169</b> | <b>1 750</b> | <b>1 297</b> | <b>446</b>   | <b>505</b>   | <b>240</b>        | <b>2.79</b> | <b>...</b>     |
| Median income   | \$3 455       | \$2 711      | \$2 909      | \$3 432      | \$3 919      | \$5 369      | \$5 390      | \$7 297      | \$6 850           | ...         | ...            |
| Median gross rent as percentage of household income                   | 50+           | 50+          | 50+          | 50+          | 50+          | 50+          | 42.8         | 47.0         | 35.8              | ...         | ...            |

Table B — 67. Household Composition and Age of Householder for Owner- and Renter-Occupied Housing Units With a Spanish Origin Householder:

1980

Inside SMSA's

[Data are estimates based on a sample, see Introduction. For meaning of symbols, see Introduction. For definitions of terms, see appendices A and B]

| Total              | Married-couple families |                |                |                |                   | Male householder, no wife present |                |                |                |                   | Female householder, no husband present |                |                |                |                   | Median age |
|--------------------|-------------------------|----------------|----------------|----------------|-------------------|-----------------------------------|----------------|----------------|----------------|-------------------|--|----------------|----------------|----------------|-------------------|------------|
|                    | 15 to 24 years          | 25 to 34 years | 35 to 44 years | 45 to 64 years | 65 years and over | 15 to 24 years                    | 25 to 34 years | 35 to 44 years | 45 to 64 years | 65 years and over | 15 to 24 years                         | 25 to 34 years | 35 to 44 years | 45 to 64 years | 65 years and over |            |
|                    |                         |                |                |                |                   |                                   |                |                |                |                   |  |                |                |                |                   |            |
| 40 567             | 1 201                   | 9 343          | 8 303          | 10 427         | 2 422             | 275                               | 1 195          | 642            | 749            | 405               | 194                                    | 1 043          | 1 195          | 2 159          | 1 014             | 41.6       |
| 3 071              | —                       | —              | —              | —              | —                 | 152                               | 585            | 237            | 259            | 259               | 79                                     | 158            | 127            | 623            | 592               | 50.1       |
| 7 938              | 380                     | 1 092          | 384            | 2 362          | 1 580             | 57                                | 334            | 136            | 188            | 78                | 70                                     | 256            | 188            | 601            | 232               | 52.9       |
| 8 417              | 423                     | 1 980          | 1 133          | 2 703          | 450               | 33                                | 149            | 88             | 169            | 38                | 17                                     | 301            | 301            | 458            | 128               | 43.3       |
| 9 641              | 300                     | 3 699          | 2 427          | 2 098          | 165               | 18                                | 88             | 100            | 61             | 14                | 16                                     | 148            | 254            | 232            | 21                | 36.7       |
| 5 persons          | 61                      | 1 786          | 2 027          | 1 501          | 120               | 11                                | 21             | 59             | 33             | 4                 | 12                                     | 94             | 187            | 93             | 19                | 38.9       |
| 6 or more persons  | 37                      | 786            | 2 027          | 1 763          | 107               | 4                                 | 18             | 22             | 39             | 12                | 12                                     | 12             | 138            | 152            | 22                | 42.6       |
| Median             | 3.02                    | 3.93           | 4.59           | 3.57           | 2.27              | 1.40                              | 1.54           | 2.12           | 2.11           | 1.28              | 1.76                                   | 2.81           | 3.44           | 2.26           | 1.36              | —          |
| 148 228            | 3 716                   | 36 895         | 39 464         | 40 151         | 6 136             | 624                               | 2 254          | 1 537          | 1 842          | 674               | 382                                    | 3 044          | 4 177          | 5 643          | 1 689             | —          |
| 40 417             | 1 197                   | 9 326          | 8 291          | 10 377         | 2 410             | 275                               | 1 190          | 638            | 749            | 395               | 194                                    | 1 043          | 1 187          | 2 131          | 1 014             | 41.6       |
| 2 679              | 24                      | 611            | 888            | 815            | 40                | 15                                | 15             | 29             | 24             | 3                 | 5                                      | 36             | 47             | 115            | 12                | 41.1       |
| 150                | 4                       | 17             | 12             | 50             | 12                | —                                 | 5              | 4              | —              | 10                | —                                      | —              | 8              | 28             | —                 | 51.4       |
| 41                 | 4                       | 6              | 12             | 8              | —                 | —                                 | —              | 4              | —              | —                 | —                                      | —              | —              | 7              | —                 | 41.1       |
| 34 743             | 960                     | 8 245          | 7 400          | 9 007          | 2 069             | 178                               | 867            | 527            | 569            | 308               | 133                                    | 846            | 927            | 1 845          | 862               | 41.6       |
| 28 273             | 917                     | 7 886          | 6 934          | 6 759          | 6 693             | 144                               | 763            | 499            | 444            | 101               | 110                                    | 769            | 846            | 1 112          | 296               | 38.8       |
| 6 465              | 69                      | 870            | 1 795          | 2 884          | 133               | 9                                 | 101            | 102            | 107            | 29                | 12                                     | 31             | 86             | 205            | 32                | 45.7       |
| 5 310              | 142                     | 1 442          | 1 559          | 1 376          | 116               | 32                                | 162            | 85             | 101            | —                 | 16                                     | 56             | 101            | 122            | —                 | 35.9       |
| 20 to 24 percent   | 4 641                   | 2 399          | 1 230          | 1 814          | 136               | 25                                | 131            | 86             | 78             | 15                | —                                      | 54             | 109            | 110            | 15                | 36.5       |
| 25 to 29 percent   | 3 650                   | 1 621          | 858            | 528            | 53                | 15                                | 129            | 36             | 36             | —                 | —                                      | 111            | 86             | 104            | 25                | 34.8       |
| 30 to 34 percent   | 2 332                   | 81             | 921            | 363            | 53                | 20                                | 51             | 33             | 33             | 15                | 9                                      | 81             | 111            | 71             | 23                | 35.0       |
| 35 percent or more | 5 740                   | 224            | 1 570          | 770            | 202               | 43                                | 189            | 120            | 97             | 57                | 64                                     | 415            | 340            | 472            | 201               | 37.1       |
| Not computed       | 135                     | 14             | 12             | 24             | —                 | —                                 | —              | —              | 14             | —                 | 9                                      | 21             | 13             | 28             | —                 | 44.6       |
| Median             | 25.3                    | 25.0           | 20.4           | 16.8           | 23.6              | 28.2                              | 24.5           | 23.6           | 20.4           | 36.3              | 50+                                    | 36.8           | 31.6           | 30.1           | 45.8              | —          |
| 6 470              | 43                      | 359            | 466            | 2 248          | 1 376             | 34                                | 104            | 28             | 125            | 207               | 23                                     | 77             | 81             | 733            | 566               | 59.1       |
| 2 938              | 21                      | 201            | 355            | 1 496          | 376               | 16                                | 47             | 9              | 62             | 44                | 15                                     | 42             | 10             | 185            | 59                | 54.9       |
| 1 286              | 3                       | 108            | 65             | 355            | 368               | 6                                 | 22             | 12             | 30             | 51                | —                                      | 24             | 41             | 132            | 69                | 61.1       |
| 630                | 7                       | 25             | 19             | 171            | 194               | 12                                | 7              | —              | 10             | 25                | —                                      | —              | 18             | 72             | 70                | 63.6       |
| 435                | 7                       | 5              | 16             | 69             | 121               | —                                 | 14             | —              | —              | 6                 | —                                      | 5              | —              | 92             | 56                | 63.5       |
| 25 to 29 percent   | 344                     | 5              | —              | 66             | 121               | —                                 | 14             | —              | 3              | 57                | —                                      | 6              | —              | 31             | 41                | 67.9       |
| 30 to 34 percent   | 251                     | 8              | —              | 32             | 68                | —                                 | —              | —              | 5              | 17                | —                                      | —              | 6              | 59             | 76                | 66.3       |
| 35 percent or more | 515                     | 4              | —              | 57             | 59                | —                                 | —              | 7              | 15             | 17                | —                                      | —              | 6              | 153            | 171               | 65.0       |
| Not computed       | 71                      | —              | —              | 2              | 28                | —                                 | —              | —              | —              | —                 | 8                                      | —              | —              | 9              | 24                | 74.5       |
| Median             | 11.0                    | 10.8           | 10—            | 10—            | 14.0              | 10.8                              | 11.1           | 12.1           | 10.1           | 16.7              | 10—                                    | 10—            | 13.7           | 18.1           | 27.1              | —          |
| 36 043             | 4 179                   | 6 376          | 2 597          | 1 779          | 778               | 2 204                             | 2 688          | 1 177          | 1 354          | 559               | 2 981                                  | 3 902          | 1 917          | 2 147          | 1 405             | 30.9       |
| 8 306              | —                       | —              | —              | —              | —                 | 1 040                             | 1 481          | 641            | 925            | 456               | 735                                    | 814            | 286            | 849            | 1 079             | 35.9       |
| 8 391              | 1 242                   | 826            | 2 246          | 388            | 501               | 752                               | 713            | 267            | 213            | 46                | 1 302                                  | 944            | 276            | 456            | 219               | 27.6       |
| 7 339              | 1 658                   | 1 578          | 388            | 385            | 144               | 260                               | 279            | 89             | 132            | 27                | 583                                    | 984            | 356            | 401            | 75                | 28.2       |
| 5 635              | 886                     | 2 057          | 531            | 368            | 27                | 84                                | 134            | 106            | 57             | 30                | 235                                    | 524            | 377            | 205            | 14                | 29.8       |
| 3 332              | 279                     | 1 200          | 610            | 203            | 35                | 53                                | 50             | 19             | 23             | —                 | 95                                     | 367            | 305            | 81             | 12                | 32.7       |
| 3 040              | 114                     | 715            | 822            | 435            | 71                | 15                                | 31             | 55             | 4              | —                 | 31                                     | 269            | 317            | 155            | 6                 | 37.2       |
| 2.68               | 3.01                    | 3.88           | 4.72           | 3.82           | 2.28              | 1.58                              | 1.41           | 1.42           | 1.23           | 1.11              | 2.08                                   | 2.70           | 3.61           | 1.99           | 1.15              | —          |
| 104 442            | 12 599                  | 24 667         | 12 190         | 7 896          | 1 915             | 3 797                             | 4 750          | 2 172          | 2 026          | 738               | 6 452                                  | 11 039         | 7 095          | 5 103          | 2 003             | —          |
| 35 020             | 4 069                   | 6 298          | 2 513          | 1 723          | 751               | 2 143                             | 2 573          | 1 127          | 1 212          | 510               | 2 870                                  | 3 856          | 1 891          | 2 111          | 1 373             | 30.8       |
| 4 577              | 687                     | 1 252          | 820            | 407            | 66                | 116                               | 111            | 52             | 52             | —                 | 139                                    | 365            | 328            | 165            | 17                | 32.8       |
| 1 023              | 110                     | 78             | 84             | 56             | 27                | 61                                | 115            | 50             | 142            | 49                | 111                                    | 46             | 26             | 36             | 32                | 34.5       |
| 185                | 19                      | 8              | 57             | 34             | 7                 | 9                                 | —              | —              | 19             | —                 | 7                                      | 10             | 9              | 6              | —                 | 39.9       |
| 34 895             | 4 061                   | 6 149          | 2 486          | 1 632          | 720               | 2 175                             | 2 663          | 1 142          | 1 328          | 539               | 2 956                                  | 3 742          | 1 858          | 2 096          | 1 348             | 30.7       |
| 4 860              | 462                     | 1 091          | 430            | 335            | 146               | 161                               | 498            | 325            | 339            | 37                | 207                                    | 182            | 257            | 316            | 74                | 33.8       |
| 5 327              | 685                     | 1 138          | 496            | 197            | 75                | 365                               | 558            | 218            | 227            | 98                | 272                                    | 433            | 228            | 219            | 118               | 30.4       |
| 4 813              | 622                     | 970            | 455            | 184            | 97                | 358                               | 326            | 169            | 141            | 92                | 268                                    | 436            | 171            | 246            | 278               | 30.7       |
| 3 818              | 466                     | 759            | 220            | 197            | 102               | 209                               | 322            | 88             | 110            | 64                | 258                                    | 455            | 236            | 219            | 113               | 30.0       |
| 2 737              | 403                     | 497            | 181            | 125            | 42                | 160                               | 203            | 144            | 86             | 14                | 216                                    | 297            | 178            | 98             | 93                | 29.7       |
| 35 to 49 percent   | 623                     | 742            | 281            | 177            | 144               | 294                               | 299            | 70             | 115            | 135               | 15                                     | 533            | 264            | 313            | 179               | 31.0       |
| 50 percent or more | 7 344                   | 687            | 768            | 283            | 98                | 517                               | 362            | 90             | 239            | 82                | 232                                    | 1 219          | 450            | 624            | 406               | 29.4       |
| Not computed       | 1 512                   | 113            | 136            | 134            | 16                | 111                               | 95             | 38             | 71             | 17                | 188                                    | 187            | 74             | 61             | 87                | 32.2       |
| 27.2               | 27.2                    | 23.9           | 22.7           | 25.8           | 26.7              | 28.5                              | 23.5           | 20.3           | 22.2           | 27.7              | 40.7                                   | 34.6           | 30.0           | 30.9           | 32.6              | —          |

PLUMMING FACILITIES BY PERSONS PER ROOM

Complete plumbing for exclusive use

1.01 or more persons per room

Lacking complete plumbing for exclusive use

1.01 or more persons per room

MORTGAGE STATUS AND SELECTED MONTHLY OWNER COSTS AS PERCENTAGE OF HOUSEHOLD INCOME IN 1979

With a mortgage

Less than 15 percent

15 to 19 percent

20 to 24 percent

25 to 29 percent

30 to 34 percent

35 percent or more

Not computed

Median

Not mortgaged

Less than 10 percent

10 to 14 percent

15 to 19 percent

20 to 24 percent

25 to 29 percent

30 to 34 percent

35 percent or more

Not computed

Median

Renter-occupied housing units

PERSONS IN UNIT

1 person

2 persons

3 persons

4 persons

5 persons

6 or more persons

Median

Total persons

PLUMMING FACILITIES BY PERSONS PER ROOM

Complete plumbing for exclusive use

1.01 or more persons per room

Lacking complete plumbing for exclusive use

1.01 or more persons per room

GROSS RENT AS PERCENTAGE OF HOUSEHOLD INCOME IN 1979

Specified renter-occupied housing units

Less than 15 percent

15 to 19 percent

20 to 24 percent

25 to 29 percent

30 to 34 percent

35 to 49 percent

50 percent or more

Not computed

Median

Table B — 68. Age and Sex of Householder in One-Person Households for Owner- and Renter-Occupied Housing Units With a Spanish Origin Householder: 1980

[Data are estimates based on a sample, see Introduction. For meaning of symbols, see Introduction. For definitions of terms, see appendixes A and B]

| Inside SMSA's   | Male householder |                |                |                |                |                   |            | Female householder |                |                |                |                   |              |
|---|------------------|----------------|----------------|----------------|----------------|-------------------|------------|--------------------|----------------|----------------|----------------|-------------------|--------------|
|   | Total            | 15 to 24 years | 25 to 34 years | 35 to 44 years | 45 to 64 years | 65 years and over | Total      | 15 to 24 years     | 25 to 34 years | 35 to 44 years | 45 to 64 years | 65 years and over |              |
| <b>Owner-occupied housing units</b> .....   | <b>3 071</b>     | <b>1 492</b>   | <b>152</b>     | <b>585</b>     | <b>237</b>     | <b>259</b>        | <b>259</b> | <b>1 579</b>       | <b>79</b>      | <b>158</b>     | <b>127</b>     | <b>623</b>        | <b>592</b>   |
| <b>PLUMBING FACILITIES</b>  |                  |                |                |                |                |                   |            |                    |                |                |                |                   |              |
| Complete plumbing for exclusive use .....   | 3 051            | 1 477          | 152            | 580            | 237            | 259               | 249        | 1 574              | 79             | 158            | 122            | 623               | 592          |
| Lacking complete plumbing for exclusive use .....                                   | 20               | 15             | —              | 5              | —              | —                 | 10         | 5                  | —              | —              | 5              | —                 | —            |
| <b>UNITS IN STRUCTURE</b>   |                  |                |                |                |                |                   |            |                    |                |                |                |                   |              |
| 1, detached or attached .....   | 2 476            | 1 153          | 104            | 435            | 176            | 208               | 230        | 1 323              | 57             | 125            | 95             | 536               | 510          |
| 2 or more .....   | 398              | 230            | 43             | 94             | 44             | 30                | 19         | 168                | 17             | 22             | 28             | 41                | 60           |
| Mobile home or trailer, etc. ....   | 197              | 109            | 5              | 56             | 17             | 21                | 10         | 88                 | 5              | 11             | 4              | 46                | 22           |
| <b>HOUSEHOLD INCOME IN 1979</b>   |                  |                |                |                |                |                   |            |                    |                |                |                |                   |              |
| Less than \$5,000 .....   | 1 095            | 269            | 21             | 56             | 33             | 36                | 123        | 826                | 26             | 21             | 24             | 294               | 461          |
| \$5,000 to \$9,999 .....  | 515              | 208            | 30             | 54             | 9              | 18                | 97         | 307                | 12             | 8              | 26             | 157               | 104          |
| \$10,000 to \$12,499 .....  | 264              | 129            | 27             | 50             | 9              | 16                | 27         | 135                | 12             | 23             | 41             | 43                | 16           |
| \$12,500 to \$14,999 .....  | 229              | 108            | 5              | 66             | 11             | 26                | —          | 121                | 9              | 25             | 10             | 71                | 6            |
| \$15,000 to \$19,999 .....  | 487              | 353            | 39             | 162            | 68             | 82                | 2          | 134                | 20             | 49             | 18             | 47                | —            |
| \$20,000 to \$24,999 .....  | 246              | 219            | 21             | 120            | 43             | 35                | —          | 27                 | —              | 19             | 8              | —                 | —            |
| \$25,000 to \$34,999 .....  | 175              | 152            | 9              | 55             | 53             | 35                | —          | 23                 | —              | 13             | —              | 5                 | 5            |
| \$35,000 to \$49,999 .....  | 44               | 44             | —              | 12             | 11             | 11                | 10         | —                  | —              | —              | —              | —                 | —            |
| \$50,000 or more .....  | 16               | 10             | —              | 10             | —              | —                 | —          | 6                  | —              | —              | —              | 6                 | —            |
| Median .....  | \$9 134          | \$15 404       | \$12 315       | \$17 027       | \$18 973       | \$16 745          | \$5 332    | \$4 846            | \$10 313       | \$15 385       | \$10 823       | \$5 486           | \$3 873      |
| Mean .....  | \$11 447         | \$15 261       | \$13 033       | \$17 138       | \$19 269       | \$16 506          | \$7 417    | \$7 842            | \$8 980        | \$14 777       | \$10 275       | \$8 750           | \$4 363      |
| <b>MORTGAGE STATUS AND SELECTED MONTHLY OWNER COSTS</b>                             |                  |                |                |                |                |                   |            |                    |                |                |                |                   |              |
| <b>OWNER COSTS</b>  |                  |                |                |                |                |                   |            |                    |                |                |                |                   |              |
| Specified owner-occupied housing units .....  | 2 298            | 1 053          | 92             | 386            | 172            | 194               | 209        | 1 245              | 42             | 106            | 79             | 512               | 506          |
| With a mortgage .....   | 1 382            | 788            | 67             | 347            | 159            | 164               | 51         | 594                | 42             | 94             | 57             | 243               | 158          |
| Less than \$200 .....   | 236              | 77             | —              | 8              | 24             | 21                | 24         | 159                | 8              | —              | —              | 100               | 51           |
| \$200 to \$249 .....  | 172              | 84             | —              | 17             | 26             | 38                | 3          | 88                 | —              | 8              | 16             | 28                | 36           |
| \$250 to \$299 .....  | 156              | 86             | —              | 45             | 21             | 14                | 6          | 70                 | 2              | 11             | 7              | 30                | 20           |
| \$300 to \$349 .....  | 184              | 113            | 20             | 47             | 17             | 29                | —          | 71                 | —              | —              | 13             | 35                | 23           |
| \$350 to \$399 .....  | 206              | 132            | 13             | 51             | 30             | 28                | 10         | 74                 | 9              | 22             | 10             | 27                | 6            |
| \$400 to \$499 .....  | 171              | 134            | 29             | 63             | 17             | 17                | 8          | 37                 | 8              | 17             | —              | 6                 | 6            |
| \$500 to \$599 .....  | 127              | 69             | 5              | 43             | 10             | 11                | —          | 58                 | 15             | 21             | 6              | —                 | 16           |
| \$600 to \$749 .....  | 104              | 82             | —              | 62             | 14             | 6                 | —          | 22                 | —              | —              | 5              | 17                | —            |
| \$750 or more .....   | 26               | 11             | —              | 11             | —              | —                 | —          | 15                 | —              | 15             | —              | —                 | —            |
| Median .....  | \$335            | \$363          | \$401          | \$407          | \$325          | \$316             | \$225      | \$286              | \$413          | \$450          | \$321          | \$238             | \$239        |
| Not mortgaged .....   | 916              | 265            | 25             | 39             | 13             | 30                | 158        | 651                | —              | 12             | 22             | 269               | 348          |
| Less than \$50 .....  | 7                | —              | —              | —              | —              | —                 | —          | 7                  | —              | —              | —              | —                 | 7            |
| \$50 to \$74 .....  | 158              | 75             | 12             | 14             | 4              | 6                 | 39         | 83                 | —              | —              | —              | 29                | 54           |
| \$75 to \$99 .....  | 286              | 88             | —              | 5              | 7              | 4                 | 72         | 198                | —              | 6              | 6              | 75                | 111          |
| \$100 to \$124 .....  | 238              | 62             | 13             | —              | —              | 14                | 35         | 176                | —              | 6              | 6              | 107               | 57           |
| \$125 to \$149 .....  | 129              | 7              | —              | 7              | —              | —                 | —          | 122                | —              | —              | 10             | 31                | 81           |
| \$150 to \$199 .....  | 64               | 14             | —              | —              | 2              | —                 | 12         | 50                 | —              | —              | —              | 22                | 28           |
| \$200 to \$249 .....  | 28               | 19             | —              | 13             | —              | 6                 | —          | 9                  | —              | —              | —              | 5                 | 4            |
| \$250 or more .....   | 6                | —              | —              | —              | —              | —                 | —          | 6                  | —              | —              | —              | —                 | 6            |
| Median .....  | \$101            | \$91           | \$101          | \$127          | \$84           | \$109             | \$89       | \$105              | —              | \$100          | \$121          | \$107             | \$101        |
| <b>SELECTED CHARACTERISTICS</b>   |                  |                |                |                |                |                   |            |                    |                |                |                |                   |              |
| Median selected monthly owner costs as percentage of household income in 1979 ..... | 31.4             | 26.1           | 29.3           | 28.3           | 24.8           | 19.9              | 27.0       | 36.2               | 50+            | 30.0           | 35.8           | 35.8              | 37.0         |
| With a mortgage .....   | 34.5             | 27.8           | 34.4           | 29.4           | 24.7           | 20.0              | 46.5       | 46.8               | 50+            | 32.5           | 38.3           | 43.5              | 50+          |
| Not mortgaged .....   | 27.3             | 16.3           | 14.6           | 12.3           | 50+            | 10—               | 18.8       | 31.7               | —              | 10—            | 17.5           | 31.4              | 32.8         |
| Income in 1979 below poverty level .....  | 754              | 146            | 9              | 25             | 27             | 24                | 61         | 608                | 26             | 21             | 18             | 234               | 309          |
| Percent below poverty level .....   | 24.6             | 9.8            | 5.9            | 4.3            | 11.4           | 9.3               | 23.6       | 38.5               | 32.9           | 13.3           | 14.2           | 37.6              | 52.2         |
| <b>Renter-occupied housing units</b> .....  | <b>8 306</b>     | <b>4 543</b>   | <b>1 040</b>   | <b>1 481</b>   | <b>641</b>     | <b>925</b>        | <b>456</b> | <b>3 763</b>       | <b>735</b>     | <b>814</b>     | <b>286</b>     | <b>849</b>        | <b>1 079</b> |
| <b>PLUMBING FACILITIES</b>  |                  |                |                |                |                |                   |            |                    |                |                |                |                   |              |
| Complete plumbing for exclusive use .....   | 7 903            | 4 229          | 1 027          | 1 366          | 602            | 818               | 416        | 3 674              | 695            | 799            | 286            | 837               | 1 057        |
| Lacking complete plumbing for exclusive use .....                                   | 403              | 314            | 13             | 115            | 39             | 107               | 40         | 89                 | 40             | 15             | —              | 12                | 22           |
| <b>UNITS IN STRUCTURE</b>   |                  |                |                |                |                |                   |            |                    |                |                |                |                   |              |
| 1, detached or attached .....   | 1 858            | 972            | 220            | 306            | 145            | 200               | 101        | 886                | 109            | 142            | 98             | 206               | 331          |
| 2 .....   | 462              | 226            | 97             | 47             | 33             | 44                | 5          | 236                | 76             | 58             | —              | 41                | 61           |
| 3 and 4 .....   | 732              | 428            | 40             | 174            | 31             | 139               | 44         | 304                | 49             | 79             | 30             | 93                | 53           |
| 5 to 9 .....  | 960              | 509            | 140            | 156            | 66             | 112               | 35         | 451                | 86             | 103            | 23             | 111               | 128          |
| 10 to 49 .....  | 2 854            | 1 745          | 368            | 579            | 267            | 343               | 188        | 1 109              | 312            | 311            | 84             | 197               | 205          |
| 50 or more .....  | 1 345            | 609            | 150            | 202            | 99             | 75                | 83         | 736                | 94             | 113            | 42             | 201               | 286          |
| Mobile home or trailer, etc. ....   | 95               | 54             | 25             | 17             | —              | 12                | —          | 41                 | 9              | 8              | 9              | —                 | 15           |
| <b>HOUSEHOLD INCOME IN 1979</b>   |                  |                |                |                |                |                   |            |                    |                |                |                |                   |              |
| Less than \$5,000 .....   | 3 570            | 1 491          | 333            | 308            | 134            | 349               | 367        | 2 079              | 390            | 143            | 76             | 500               | 970          |
| \$5,000 to \$9,999 .....  | 2 033            | 1 200          | 358            | 404            | 136            | 228               | 74         | 833                | 212            | 260            | 81             | 182               | 98           |
| \$10,000 to \$12,499 .....  | 896              | 593            | 160            | 278            | 70             | 85                | —          | 303                | 70             | 132            | 38             | 57                | 6            |
| \$12,500 to \$14,999 .....  | 602              | 334            | 51             | 163            | 22             | 98                | —          | 268                | 38             | 126            | 46             | 58                | —            |
| \$15,000 to \$19,999 .....  | 695              | 492            | 125            | 174            | 111            | 67                | 15         | 203                | 19             | 128            | 25             | 26                | 5            |
| \$20,000 to \$24,999 .....  | 332              | 278            | 13             | 120            | 92             | 53                | —          | 54                 | 6              | 20             | 10             | 18                | —            |
| \$25,000 to \$34,999 .....  | 106              | 87             | —              | 34             | 47             | 6                 | —          | 19                 | —              | 5              | 6              | 8                 | —            |
| \$35,000 to \$49,999 .....  | 69               | 65             | —              | —              | 29             | 36                | —          | 4                  | —              | —              | 4              | —                 | —            |
| \$50,000 or more .....  | 3                | 3              | —              | —              | —              | 3                 | —          | —                  | —              | —              | —              | —                 | —            |
| Median .....  | \$6 307          | \$8 186        | \$7 689        | \$10 256       | \$11 804       | \$6 855           | \$3 931    | \$4 646            | \$4 736        | \$10 076       | \$7 428        | \$4 358           | \$3 608      |
| Mean .....  | \$8 094          | \$9 542        | \$7 790        | \$10 644       | \$13 338       | \$9 712           | \$4 281    | \$6 345            | \$5 794        | \$10 093       | \$9 326        | \$5 994           | \$3 380      |
| <b>GROSS RENT</b>   |                  |                |                |                |                |                   |            |                    |                |                |                |                   |              |
| Specified renter-occupied housing units .....                                       | 8 156            | 4 447          | 1 029          | 1 469          | 614            | 899               | 436        | 3 709              | 722            | 802            | 286            | 847               | 1 052        |
| Less than \$100 .....   | 1 407            | 625            | 20             | 96             | 79             | 221               | 209        | 782                | 20             | 22             | 15             | 244               | 481          |
| \$100 to \$149 .....  | 1 231            | 764            | 173            | 188            | 69             | 194               | 140        | 467                | 39             | 73             | 31             | 119               | 205          |
| \$150 to \$199 .....  | 1 767            | 981            | 254            | 321            | 124            | 242               | 40         | 786                | 163            | 171            | 70             | 197               | 185          |
| \$200 to \$249 .....  | 1 927            | 1 050          | 342            | 380            | 182            | 123               | 23         | 877                | 282            | 241            | 70             | 182               | 102          |
| \$250 to \$299 .....  | 1 055            | 598            | 165            | 273            | 95             | 51                | 14         | 457                | 132            | 157            | 64             | 71                | 33           |
| \$300 to \$349 .....  | 418              | 225            | 38             | 120            | 38             | 29                | —          | 193                | 56             | 85             | 36             | 4                 | 12           |
| \$350 to \$399 .....  | 86               | 42             | 12             | 22             | 6              | 2                 | —          | 44                 | —              | 31             | —              | 13                | —            |
| \$400 to \$499 .....  | 75               | 51             | 4              | 39             | 8              | —                 | —          | 24                 | 8              | 11             | —              | 5                 | —            |
| \$500 or more .....   | 25               | 8              | —              | 8              | —              | —                 | —          | 17                 | 9              | —              | —              | 8                 | —            |
| No cash rent .....  | 165              | 103            | 21             | 22             | 13             | 37                | 10         | 62                 | 13             | 11             | —              | 4                 | 34           |
| Median .....  | \$188            | \$189          | \$210          | \$214          | \$208          | \$152             | \$101      | \$187              | \$221          | \$217          | \$225          | \$167             | \$104        |
| <b>SELECTED CHARACTERISTICS</b>   |                  |                |                |                |                |                   |            |                    |                |                |                |                   |              |
| Median gross rent as percentage of household income in 1979 .....                   | 29.2             | 25.6           | 31.1           | 25.2           | 19.7           | 25.0              | 29.8       | 32.9               | 50+            | 27.5           | 29.2           | 31.3              | 35.0         |
| Income in 1979 below poverty level .....  | 2 793            | 1 175          | 301            | 194            | 111            | 297               | 272        | 1 618              | 310            | 112            | 70             | 448               | 678          |
| Percent below poverty level .....   | 33.6             | 25.9           | 28.9           | 13.1           | 17.3           | 32.1              | 59.6       | 43.0               | 42.2           | 13.8           | 24.5           | 52.8              | 62.8         |



Table C-1. Value of Owner-Occupied Housing Units: 1980

[Data are estimates based on a sample, see Introduction. For meaning of symbols, see Introduction. For definitions of terms, see appendixes A and B]

| Central Cities of SMSA's  | Total    | Less than \$10,000 | \$10,000 to \$19,999 | \$20,000 to \$29,999 | \$30,000 to \$39,999 | \$40,000 to \$49,999 | \$50,000 to \$59,999 | \$60,000 to \$79,999 | \$80,000 to \$99,999 | \$100,000 to \$149,999 | \$150,000 or more | Median (dollars) | Mean (dollars) |
|---|----------|--------------------|----------------------|----------------------|----------------------|----------------------|----------------------|----------------------|----------------------|------------------------|-------------------|------------------|----------------|
| <b>Specified owner-occupied housing units</b> -----   | 179 926  | 971                | 4 281                | 11 108               | 17 160               | 27 390               | 30 438               | 50 154               | 19 964               | 13 135                 | 5 325             | 59 500           | 65 500         |
| <b>HOUSEHOLD TYPE AND AGE OF HOUSEHOLDER</b>  |          |                    |                      |                      |                      |                      |                      |                      |                      |                        |                   |                  |                |
| <b>Married-couple families</b> -----  | 127 099  | 384                | 2 010                | 6 034                | 10 325               | 17 951               | 21 671               | 37 502               | 15 904               | 10 776                 | 4 542             | 62 200           | 69 200         |
| 15 to 24 years -----  | 2 700    | 7                  | 35                   | 186                  | 410                  | 698                  | 661                  | 576                  | 79                   | 24                     | 24                | 50 200           | 52 400         |
| 25 to 34 years -----  | 28 919   | 27                 | 170                  | 831                  | 2 204                | 4 326                | 5 687                | 10 219               | 3 399                | 1 686                  | 370               | 61 700           | 65 300         |
| 35 to 44 years -----  | 26 212   | 40                 | 188                  | 651                  | 1 197                | 3 073                | 3 982                | 7 998                | 4 594                | 3 036                  | 1 453             | 69 500           | 78 400         |
| 45 to 64 years -----  | 49 556   | 175                | 689                  | 2 333                | 3 867                | 6 416                | 8 187                | 14 350               | 6 404                | 4 836                  | 2 299             | 63 600           | 72 100         |
| 65 years and over -----   | 19 712   | 135                | 928                  | 2 033                | 2 647                | 3 438                | 3 154                | 4 359                | 1 428                | 1 194                  | 396               | 51 700           | 57 500         |
| <b>Male householder, no wife present</b> -----  | 16 727   | 175                | 650                  | 1 480                | 1 908                | 2 874                | 2 634                | 4 423                | 1 381                | 905                    | 297               | 54 000           | 58 900         |
| 15 to 24 years -----  | 1 238    | 31                 | 17                   | 84                   | 174                  | 234                  | 199                  | 401                  | 38                   | 59                     | 1                 | 53 400           | 55 500         |
| 25 to 34 years -----  | 6 017    | 6                  | 108                  | 337                  | 603                  | 815                  | 1 129                | 2 056                | 593                  | 300                    | 70                | 60 100           | 62 200         |
| 35 to 44 years -----  | 2 711    | 29                 | 48                   | 152                  | 271                  | 360                  | 434                  | 764                  | 349                  | 237                    | 67                | 61 300           | 66 200         |
| 45 to 64 years -----  | 3 804    | 56                 | 194                  | 381                  | 450                  | 798                  | 516                  | 778                  | 276                  | 229                    | 126               | 50 400           | 59 100         |
| 65 years and over -----   | 2 957    | 53                 | 283                  | 526                  | 410                  | 667                  | 356                  | 424                  | 125                  | 80                     | 33                | 43 100           | 46 600         |
| <b>Female householder, no husband present</b> -----   | 36 100   | 412                | 1 621                | 3 594                | 4 927                | 6 565                | 6 133                | 8 229                | 2 679                | 1 454                  | 486               | 51 300           | 55 500         |
| 15 to 24 years -----  | 698      | 5                  | 51                   | 38                   | 87                   | 135                  | 153                  | 164                  | 37                   | 19                     | 9                 | 52 800           | 55 400         |
| 25 to 34 years -----  | 4 962    | 5                  | 75                   | 283                  | 563                  | 949                  | 1 047                | 1 303                | 452                  | 225                    | 60                | 55 300           | 59 900         |
| 35 to 44 years -----  | 5 321    | 27                 | 73                   | 250                  | 435                  | 969                  | 895                  | 1 561                | 637                  | 392                    | 82                | 60 100           | 64 600         |
| 45 to 64 years -----  | 11 419   | 84                 | 469                  | 1 028                | 1 594                | 2 136                | 1 883                | 2 582                | 997                  | 494                    | 152               | 51 900           | 56 600         |
| 65 years and over -----   | 13 700   | 291                | 953                  | 1 995                | 2 248                | 2 376                | 2 155                | 2 582                | 556                  | 324                    | 183               | 45 800           | 49 400         |
| <b>Median age</b> -----   | 48.6     | 64.8               | 65.2                 | 60.8                 | 55.2                 | 50.3                 | 47.2                 | 45.0                 | 44.6                 | 46.9                   | 48.0              | ...              | ...            |
| <b>YEAR HOUSEHOLDER MOVED INTO UNIT</b>   |          |                    |                      |                      |                      |                      |                      |                      |                      |                        |                   |                  |                |
| 1979 to March 1980 -----  | 25 694   | 63                 | 189                  | 842                  | 1 640                | 3 479                | 4 336                | 8 989                | 3 322                | 2 063                  | 771               | 64 300           | 70 100         |
| 1975 to 1978 -----  | 48 507   | 153                | 468                  | 1 736                | 3 823                | 6 433                | 8 553                | 15 188               | 6 194                | 4 264                  | 1 695             | 63 300           | 70 400         |
| 1970 to 1974 -----  | 30 082   | 67                 | 513                  | 1 551                | 2 510                | 4 727                | 5 103                | 7 811                | 4 093                | 2 695                  | 1 012             | 61 200           | 68 700         |
| 1960 to 1969 -----  | 37 861   | 161                | 986                  | 2 517                | 3 571                | 6 040                | 6 094                | 10 221               | 4 267                | 2 767                  | 1 237             | 59 200           | 65 700         |
| 1959 or earlier -----   | 37 782   | 527                | 2 125                | 4 462                | 5 616                | 6 711                | 6 352                | 7 945                | 2 088                | 1 346                  | 610               | 49 200           | 53 200         |
| <b>ROOMS</b>  |          |                    |                      |                      |                      |                      |                      |                      |                      |                        |                   |                  |                |
| 1 to 3 rooms -----  | 2 760    | 166                | 377                  | 570                  | 476                  | 433                  | 312                  | 362                  | 36                   | 22                     | 6                 | 35 500           | 38 400         |
| 4 rooms -----   | 17 442   | 370                | 1 508                | 3 287                | 3 812                | 4 076                | 2 601                | 1 441                | 204                  | 103                    | 40                | 39 300           | 40 300         |
| 5 rooms -----   | 34 134   | 283                | 1 423                | 3 938                | 5 899                | 8 281                | 6 638                | 6 093                | 1 146                | 353                    | 80                | 46 700           | 47 900         |
| 6 rooms -----   | 33 602   | 88                 | 613                  | 1 797                | 3 511                | 5 925                | 7 246                | 10 411               | 2 543                | 1 137                  | 331               | 56 500           | 59 100         |
| 7 rooms -----   | 31 674   | 49                 | 242                  | 861                  | 1 804                | 4 374                | 6 298                | 11 020               | 4 271                | 2 175                  | 580               | 63 200           | 67 900         |
| 8 or more rooms -----   | 60 314   | 15                 | 118                  | 655                  | 1 658                | 4 301                | 7 343                | 20 827               | 11 764               | 9 345                  | 4 288             | 75 200           | 86 200         |
| <b>Median</b> -----   | 6.6      | 4.4                | 4.7                  | 4.9                  | 5.2                  | 5.7                  | 6.3                  | 7.1                  | 7.9                  | 8.4                    | 8.5+              | ...              | ...            |
| <b>BEDROOMS</b>   |          |                    |                      |                      |                      |                      |                      |                      |                      |                        |                   |                  |                |
| None -----  | 166      | 12                 | 9                    | 29                   | 47                   | 38                   | 14                   | 12                   | -                    | 5                      | -                 | 36 100           | 38 400         |
| 1 -----   | 4 865    | 189                | 704                  | 996                  | 844                  | 799                  | 561                  | 581                  | 126                  | 59                     | 6                 | 36 600           | 39 400         |
| 2 -----   | 45 810   | 552                | 2 423                | 5 924                | 7 983                | 9 784                | 8 364                | 7 877                | 1 901                | 711                    | 291               | 46 200           | 48 300         |
| 3 -----   | 71 761   | 168                | 900                  | 3 328                | 6 221                | 11 666               | 13 478               | 22 415               | 7 936                | 4 333                  | 1 316             | 60 100           | 64 400         |
| 4 -----   | 44 426   | 40                 | 214                  | 708                  | 1 638                | 4 242                | 6 569                | 15 229               | 7 601                | 5 937                  | 2 248             | 70 700           | 79 700         |
| 5 or more -----   | 12 898   | 10                 | 31                   | 123                  | 427                  | 861                  | 1 452                | 4 040                | 2 400                | 2 090                  | 1 464             | 77 600           | 93 400         |
| <b>YEAR STRUCTURE BUILT</b>   |          |                    |                      |                      |                      |                      |                      |                      |                      |                        |                   |                  |                |
| 1975 to March 1980 -----  | 18 152   | 43                 | 36                   | 72                   | 241                  | 799                  | 2 048                | 7 722                | 3 725                | 2 512                  | 954               | 74 900           | 84 400         |
| 1970 to 1974 -----  | 19 018   | 31                 | 67                   | 239                  | 894                  | 2 465                | 3 568                | 6 008                | 3 050                | 2 069                  | 627               | 66 300           | 73 900         |
| 1960 to 1969 -----  | 32 187   | 91                 | 191                  | 637                  | 2 050                | 4 706                | 5 640                | 9 669                | 5 184                | 3 113                  | 906               | 65 100           | 71 800         |
| 1950 to 1959 -----  | 44 536   | 161                | 763                  | 2 391                | 5 029                | 8 250                | 8 515                | 13 406               | 3 176                | 2 117                  | 728               | 56 300           | 60 400         |
| 1940 to 1949 -----  | 19 901   | 119                | 731                  | 1 937                | 2 882                | 3 984                | 3 894                | 4 118                | 1 156                | 724                    | 356               | 50 600           | 55 200         |
| 1939 or earlier -----   | 46 132   | 526                | 2 493                | 5 832                | 6 064                | 7 186                | 6 773                | 9 231                | 3 673                | 2 600                  | 1 754             | 51 200           | 59 500         |
| <b>HOUSEHOLD INCOME IN 1979</b>   |          |                    |                      |                      |                      |                      |                      |                      |                      |                        |                   |                  |                |
| Less than \$5,000 -----   | 11 628   | 369                | 1 031                | 2 019                | 2 089                | 2 023                | 1 519                | 1 759                | 410                  | 329                    | 80                | 41 600           | 45 300         |
| \$5,000 to \$9,999 -----  | 18 935   | 236                | 1 141                | 2 831                | 3 197                | 3 878                | 3 102                | 3 227                | 742                  | 390                    | 191               | 45 100           | 48 400         |
| \$10,000 to \$12,499 -----  | 11 050   | 110                | 587                  | 1 200                | 1 824                | 2 509                | 1 744                | 2 296                | 437                  | 288                    | 55                | 47 300           | 50 200         |
| \$12,500 to \$14,999 -----  | 10 914   | 47                 | 412                  | 1 029                | 1 853                | 2 466                | 2 132                | 2 333                | 621                  | 262                    | 49                | 49 800           | 52 300         |
| \$15,000 to \$19,999 -----  | 26 783   | 97                 | 560                  | 1 522                | 3 155                | 5 568                | 6 020                | 7 138                | 1 682                | 864                    | 177               | 53 700           | 56 600         |
| \$20,000 to \$24,999 -----  | 27 304   | 27                 | 344                  | 1 157                | 2 344                | 4 604                | 5 774                | 9 132                | 2 631                | 990                    | 301               | 58 900           | 61 600         |
| \$25,000 to \$34,999 -----  | 37 699   | 59                 | 480                  | 2 146                | 4 509                | 6 871                | 13 899               | 5 845                | 2 732                | 616                    | 616               | 65 400           | 69 300         |
| \$35,000 to \$49,999 -----  | 22 913   | 26                 | 39                   | 396                  | 732                  | 1 400                | 2 678                | 7 911                | 4 927                | 3 752                  | 1 052             | 75 700           | 82 900         |
| \$50,000 or more -----  | 12 700   | -                  | 25                   | 74                   | 110                  | 433                  | 598                  | 2 459                | 2 669                | 3 528                  | 2 804             | 99 900           | 118 200        |
| <b>Median</b> -----   | \$21 814 | \$7 126            | \$9 860              | \$11 467             | \$14 851             | \$17 505             | \$20 576             | \$24 517             | \$30 616             | \$37 322               | \$51 638          | ...              | ...            |
| <b>Mean</b> -----   | \$25 318 | \$9 828            | \$11 325             | \$13 870             | \$16 309             | \$18 663             | \$21 551             | \$26 072             | \$33 593             | \$42 306               | \$68 052          | ...              | ...            |
| <b>MORTGAGE STATUS AND SELECTED MONTHLY OWNER COSTS AS PERCENTAGE OF HOUSEHOLD INCOME IN 1979</b> |          |                    |                      |                      |                      |                      |                      |                      |                      |                        |                   |                  |                |
| <b>With a mortgage</b> -----  | 130 785  | 234                | 1 528                | 5 330                | 10 333               | 19 143               | 22 668               | 39 897               | 16 795               | 10 787                 | 4 070             | 62 500           | 69 000         |
| Less than 15 percent -----  | 39 917   | 74                 | 375                  | 1 493                | 3 226                | 5 532                | 6 429                | 11 766               | 5 627                | 3 704                  | 1 691             | 64 300           | 72 200         |
| 15 to 19 percent -----  | 24 613   | 18                 | 307                  | 833                  | 1 709                | 3 472                | 4 429                | 7 546                | 3 383                | 2 177                  | 739               | 63 300           | 69 900         |
| 20 to 24 percent -----  | 19 769   | 19                 | 209                  | 691                  | 1 333                | 3 122                | 3 601                | 6 294                | 2 501                | 1 514                  | 485               | 62 400           | 67 900         |
| 25 to 29 percent -----  | 14 667   | 13                 | 182                  | 645                  | 1 148                | 2 136                | 2 698                | 4 615                | 1 866                | 1 008                  | 356               | 61 800           | 66 900         |
| 30 to 34 percent -----  | 9 337    | -                  | 64                   | 318                  | 692                  | 1 403                | 1 704                | 2 988                | 1 184                | 755                    | 229               | 62 500           | 68 600         |
| 35 percent or more -----  | 21 907   | 106                | 370                  | 1 324                | 2 155                | 3 382                | 3 707                | 6 531                | 2 174                | 1 593                  | 565               | 59 800           | 64 900         |
| Not computed -----  | 575      | 4                  | 21                   | 26                   | 70                   | 96                   | 100                  | 157                  | 60                   | 36                     | 5                 | 57 100           | 62 000         |
| <b>Median</b> -----   | 20.1     | 26.5               | 21.7                 | 22.4                 | 20.7                 | 20.8                 | 20.6                 | 20.4                 | 19.1                 | 18.8                   | 17.3              | ...              | ...            |
| <b>Not mortgaged</b> -----  | 49 141   | 737                | 2 753                | 5 778                | 6 827                | 8 247                | 7 770                | 10 257               | 3 169                | 2 348                  | 1 255             | 50 200           | 56 100         |
| Less than 10 percent -----  | 21 799   | 236                | 849                  | 1 853                | 2 398                | 3 395                | 3 774                | 5 208                | 1 855                | 1 415                  | 816               | 54 900           | 62 800         |
| 10 to 14 percent -----  | 9 957    | 130                | 602                  | 1 338                | 1 415                | 1 697                | 1 523                | 2 002                | 656                  | 440                    | 154               | 48 700           | 53 400         |
| 15 to 19 percent -----  | 5 410    | 63                 | 303                  | 764                  | 1 019                | 944                  | 789                  | 1 093                | 227                  | 120                    | 88                | 46 200           | 50 300         |
| 20 to 24 percent -----  | 3 477    | 54                 | 312                  | 485                  | 511                  | 690                  | 542                  | 627                  | 149                  | 88                     | 19                | 45 600           | 48 100         |
| 25 to 29 percent -----  | 2 295    | 115                | 170                  | 362                  | 447                  | 439                  | 328                  | 271                  | 50                   | 74                     | 39                | 41 300           | 46 500         |
| 30 to 34 percent -----  | 1 765    | 56                 | 114                  | 288                  | 228                  | 412                  | 302                  | 260                  | 52                   | 45                     | 8                 | 44 200           | 46 200         |
| 35 percent or more -----  | 4 096    | 83                 | 384                  | 619                  | 763                  | 599                  | 477                  | 730                  | 180                  | 137                    | 124               | 43 100           | 51 100         |
| Not computed -----  | 342      | -                  | 19                   | 69                   | 46                   | 71                   | 35                   | 66                   | -                    | 29                     | 7                 | 44 500           | 52 200         |
| <b>Median</b> -----   | 11.3     | 15.2               | 14.3                 | 13.7                 | 13.5                 |                      |                      |                      |                      |                        |                   |                  |                |

Table C-2. Gross Rent of Renter-Occupied Housing Units: 1980

[Data are estimates based on a sample, see Introduction. For meaning of symbols, see Introduction. For definitions of terms, see appendixes A and B]

| Central Cities of SMSA's  | Total          | Less than \$100 | \$100 to \$149 | \$150 to \$199 | \$200 to \$249 | \$250 to \$299 | \$300 to \$349 | \$350 to \$399 | \$400 to \$499 | \$500 or more | No cash rent | Median (dollars) |
|---|----------------|-----------------|----------------|----------------|----------------|----------------|----------------|----------------|----------------|---------------|--------------|------------------|
| <b>Specified renter-occupied housing units</b> .....                      | <b>182 664</b> | <b>11 284</b>   | <b>15 924</b>  | <b>32 902</b>  | <b>39 047</b>  | <b>28 641</b>  | <b>20 291</b>  | <b>11 381</b>  | <b>12 728</b>  | <b>6 785</b>  | <b>3 681</b> | <b>236</b>       |
| <b>HOUSEHOLD TYPE AND AGE OF HOUSEHOLDER</b>                              |                |                 |                |                |                |                |                |                |                |               |              |                  |
| <b>Married-couple families</b> .....                                      | <b>49 988</b>  | <b>906</b>      | <b>2 225</b>   | <b>7 782</b>   | <b>10 888</b>  | <b>8 459</b>   | <b>6 503</b>   | <b>4 143</b>   | <b>5 017</b>   | <b>2 393</b>  | <b>1 672</b> | <b>264</b>       |
| 15 to 24 years.....   | 11 208         | 176             | 430            | 2 456          | 3 289          | 2 132          | 1 294          | 598            | 530            | 133           | 170          | 235              |
| 25 to 34 years.....   | 20 117         | 222             | 597            | 2 717          | 4 415          | 3 738          | 2 839          | 1 921          | 2 271          | 947           | 450          | 275              |
| 35 to 44 years.....   | 6 336          | 80              | 255            | 862            | 1 090          | 858            | 895            | 537            | 1 070          | 458           | 231          | 295              |
| 45 to 64 years.....   | 7 219          | 218             | 357            | 808            | 1 115          | 1 019          | 952            | 722            | 814            | 479           | 495          | 293              |
| 65 years and over.....  | 5 108          | 210             | 586            | 939            | 979            | 712            | 523            | 365            | 332            | 136           | 326          | 230              |
| <b>Male householder, no wife present</b> .....                            | <b>56 583</b>  | <b>2 930</b>    | <b>6 059</b>   | <b>11 064</b>  | <b>11 714</b>  | <b>8 549</b>   | <b>6 028</b>   | <b>3 344</b>   | <b>3 704</b>   | <b>2 356</b>  | <b>835</b>   | <b>231</b>       |
| 15 to 24 years.....   | 16 937         | 289             | 1 225          | 3 209          | 4 025          | 2 716          | 1 761          | 1 200          | 1 335          | 983           | 194          | 245              |
| 25 to 34 years.....   | 21 864         | 462             | 1 781          | 4 203          | 4 647          | 3 865          | 2 769          | 1 435          | 1 553          | 930           | 219          | 247              |
| 35 to 44 years.....   | 6 202          | 255             | 658            | 1 180          | 1 328          | 960            | 702            | 352            | 463            | 217           | 87           | 235              |
| 45 to 64 years.....   | 7 757          | 1 007           | 1 433          | 1 759          | 1 287          | 720            | 627            | 291            | 250            | 182           | 201          | 186              |
| 65 years and over.....  | 3 823          | 917             | 962            | 713            | 427            | 288            | 169            | 66             | 103            | 44            | 134          | 147              |
| <b>Female householder, no husband present</b> .....                       | <b>76 093</b>  | <b>7 448</b>    | <b>7 640</b>   | <b>14 056</b>  | <b>16 445</b>  | <b>11 633</b>  | <b>7 760</b>   | <b>3 894</b>   | <b>4 007</b>   | <b>2 036</b>  | <b>1 174</b> | <b>222</b>       |
| 15 to 24 years.....   | 17 790         | 745             | 1 215          | 3 466          | 4 619          | 3 014          | 2 086          | 864            | 978            | 676           | 127          | 234              |
| 25 to 34 years.....   | 22 353         | 905             | 1 415          | 3 735          | 5 495          | 4 356          | 2 809          | 1 402          | 1 437          | 652           | 147          | 246              |
| 35 to 44 years.....   | 7 394          | 618             | 581            | 915            | 1 625          | 1 285          | 894            | 576            | 553            | 286           | 61           | 247              |
| 45 to 64 years.....   | 11 316         | 1 337           | 1 320          | 2 418          | 2 146          | 1 522          | 1 065          | 593            | 480            | 178           | 257          | 210              |
| 65 years and over.....  | 17 240         | 3 843           | 3 109          | 3 522          | 2 560          | 1 456          | 906            | 459            | 559            | 244           | 582          | 171              |
| <b>Median age</b> .....   | <b>31.1</b>    | <b>61.2</b>     | <b>43.5</b>    | <b>30.7</b>    | <b>28.9</b>    | <b>29.3</b>    | <b>29.7</b>    | <b>30.4</b>    | <b>31.1</b>    | <b>30.5</b>   | <b>48.9</b>  | <b>...</b>       |
| <b>YEAR HOUSEHOLDER MOVED INTO UNIT</b>                                   |                |                 |                |                |                |                |                |                |                |               |              |                  |
| 1979 to March 1980.....   | 105 024        | 4 087           | 6 994          | 17 819         | 23 561         | 17 365         | 12 672         | 7 368          | 8 869          | 5 107         | 1 182        | 249              |
| 1975 to 1978.....   | 52 597         | 4 069           | 4 898          | 9 701          | 11 059         | 8 619          | 5 714          | 3 054          | 3 017          | 1 348         | 1 118        | 230              |
| 1970 to 1974.....   | 14 066         | 1 965           | 2 127          | 2 932          | 2 492          | 1 553          | 1 189          | 634            | 521            | 168           | 485          | 196              |
| 1960 to 1969.....   | 7 787          | 762             | 1 263          | 1 787          | 1 447          | 862            | 531            | 286            | 253            | 121           | 475          | 194              |
| 1959 or earlier.....  | 3 190          | 401             | 642            | 663            | 488            | 242            | 185            | 39             | 68             | 41            | 421          | 172              |
| <b>ROOMS</b>  |                |                 |                |                |                |                |                |                |                |               |              |                  |
| 1 room.....   | 9 124          | 2 146           | 2 511          | 2 319          | 1 294          | 417            | 125            | 54             | 59             | 143           | 56           | 147              |
| 2 rooms.....  | 19 724         | 2 434           | 3 639          | 5 704          | 4 448          | 1 882          | 924            | 204            | 208            | 55            | 226          | 183              |
| 3 rooms.....  | 48 084         | 3 532           | 5 494          | 12 926         | 12 585         | 7 661          | 3 620          | 1 013          | 523            | 215           | 515          | 206              |
| 4 rooms.....  | 54 055         | 1 725           | 2 600          | 8 229          | 13 585         | 11 367         | 8 130          | 3 854          | 3 019          | 501           | 1 045        | 252              |
| 5 rooms.....  | 27 606         | 977             | 1 051          | 2 619          | 4 727          | 4 900          | 4 650          | 3 173          | 3 693          | 1 141         | 675          | 292              |
| 6 rooms.....  | 11 589         | 314             | 396            | 724            | 1 525          | 1 395          | 1 586          | 1 534          | 2 179          | 1 440         | 496          | 338              |
| 7 or more rooms.....  | 12 482         | 156             | 233            | 381            | 883            | 1 019          | 1 256          | 1 549          | 3 047          | 3 290         | 668          | 414              |
| <b>Median</b> .....   | <b>3.8</b>     | <b>2.8</b>      | <b>2.8</b>     | <b>3.2</b>     | <b>3.6</b>     | <b>3.9</b>     | <b>4.2</b>     | <b>4.7</b>     | <b>5.2</b>     | <b>6.4</b>    | <b>4.5</b>   | <b>...</b>       |
| <b>PLUMBING FACILITIES BY PERSONS PER ROOM AND POVERTY STATUS IN 1979</b> |                |                 |                |                |                |                |                |                |                |               |              |                  |
| <b>All income levels in 1979</b> .....                                    | <b>182 664</b> | <b>11 284</b>   | <b>15 924</b>  | <b>32 902</b>  | <b>39 047</b>  | <b>28 641</b>  | <b>20 291</b>  | <b>11 381</b>  | <b>12 728</b>  | <b>6 785</b>  | <b>3 681</b> | <b>236</b>       |
| Complete plumbing for exclusive use.....                                  | 177 905        | 10 093          | 14 739         | 32 247         | 38 448         | 28 232         | 20 030         | 11 192         | 12 594         | 6 721         | 3 609        | 238              |
| 0.50 or less.....   | 114 996        | 6 109           | 9 391          | 20 540         | 24 641         | 18 416         | 13 429         | 7 448          | 7 999          | 4 400         | 2 623        | 240              |
| 0.51 to 1.00.....   | 55 852         | 3 491           | 4 741          | 10 037         | 12 200         | 8 751          | 5 993          | 3 327          | 4 185          | 2 196         | 931          | 236              |
| 1.01 to 1.50.....   | 4 659          | 353             | 379            | 982            | 957            | 747            | 445            | 331            | 325            | 98            | 42           | 229              |
| 1.51 or more.....   | 2 398          | 140             | 228            | 688            | 650            | 318            | 163            | 86             | 85             | 27            | 13           | 209              |
| Lacking complete plumbing for exclusive use.....                          | 4 759          | 1 191           | 1 185          | 655            | 599            | 409            | 261            | 189            | 134            | 64            | 72           | 147              |
| 0.50 or less.....   | 2 312          | 498             | 443            | 330            | 374            | 260            | 162            | 110            | 52             | 37            | 46           | 178              |
| 0.51 to 1.00.....   | 2 098          | 624             | 680            | 242            | 182            | 128            | 56             | 64             | 69             | 27            | 26           | 123              |
| 1.01 to 1.50.....   | 135            | 32              | 8              | 21             | 24             | 16             | 19             | 8              | 7              | -             | -            | 212              |
| 1.51 or more.....   | 214            | 37              | 54             | 62             | 19             | 5              | 24             | 7              | 6              | -             | -            | 158              |
| <b>Income in 1979 below poverty level</b> .....                           | <b>40 874</b>  | <b>6 731</b>    | <b>5 178</b>   | <b>8 065</b>   | <b>7 595</b>   | <b>4 652</b>   | <b>3 122</b>   | <b>1 890</b>   | <b>1 918</b>   | <b>1 089</b>  | <b>634</b>   | <b>201</b>       |
| Complete plumbing for exclusive use.....                                  | 39 142         | 6 109           | 4 733          | 7 880          | 7 449          | 4 574          | 3 023          | 1 843          | 1 847          | 1 069         | 615          | 203              |
| 1.01 or more persons per room.....  | 2 894          | 326             | 297            | 707            | 661            | 334            | 260            | 132            | 126            | 43            | 8            | 207              |
| Lacking complete plumbing for exclusive use.....                          | 1 732          | 622             | 445            | 185            | 146            | 78             | 99             | 47             | 71             | 20            | 19           | 120              |
| 1.01 or more persons per room.....  | 154            | 19              | 6              | 49             | 24             | 8              | 35             | -              | 13             | -             | -            | 205              |
| <b>BEDROOMS</b>   |                |                 |                |                |                |                |                |                |                |               |              |                  |
| None.....   | 12 870         | 2 734           | 3 717          | 3 541          | 1 769          | 535            | 198            | 66             | 77             | 143           | 90           | 149              |
| 1.....  | 73 260         | 5 581           | 8 918          | 19 698         | 19 219         | 10 938         | 5 453          | 1 445          | 770            | 316           | 922          | 204              |
| 2.....  | 67 448         | 1 837           | 2 328          | 8 173          | 15 119         | 14 229         | 10 965         | 6 173          | 5 855          | 1 338         | 1 431        | 269              |
| 3.....  | 20 700         | 812             | 624            | 1 168          | 2 303          | 2 351          | 3 003          | 2 825          | 4 259          | 2 579         | 776          | 345              |
| 4.....  | 6 459          | 267             | 288            | 277            | 553            | 501            | 551            | 693            | 1 396          | 1 600         | 333          | 395              |
| 5 or more.....  | 1 927          | 53              | 49             | 45             | 84             | 87             | 121            | 179            | 371            | 809           | 129          | 476              |
| <b>UNITS IN STRUCTURE</b>   |                |                 |                |                |                |                |                |                |                |               |              |                  |
| 1, detached or attached.....  | 46 312         | 1 532           | 2 405          | 4 801          | 6 595          | 6 200          | 5 828          | 4 880          | 7 361          | 4 767         | 1 943        | 306              |
| 2.....  | 13 538         | 295             | 1 404          | 2 526          | 2 921          | 2 147          | 1 661          | 1 100          | 812            | 382           | 290          | 240              |
| 3 and 4.....  | 16 274         | 904             | 1 999          | 3 469          | 3 797          | 2 388          | 1 619          | 789            | 883            | 234           | 192          | 221              |
| 5 to 9.....   | 16 175         | 1 794           | 2 045          | 4 061          | 3 464          | 1 997          | 1 207          | 519            | 570            | 323           | 195          | 201              |
| 10 to 49.....   | 57 998         | 2 832           | 4 826          | 13 744         | 16 861         | 10 165         | 5 274          | 2 030          | 1 168          | 400           | 698          | 218              |
| 50 or more.....   | 30 900         | 3 866           | 3 017          | 4 014          | 4 979          | 5 524          | 4 586          | 2 038          | 1 922          | 670           | 288          | 244              |
| Mobile home or trailer, etc.....  | 1 467          | 61              | 228            | 291            | 430            | 220            | 116            | 25             | 12             | 9             | 75           | 213              |
| <b>YEAR STRUCTURE BUILT</b>   |                |                 |                |                |                |                |                |                |                |               |              |                  |
| 1975 to March 1980.....   | 17 975         | 1 673           | 807            | 1 273          | 3 056          | 3 290          | 3 337          | 1 447          | 1 720          | 1 182         | 190          | 281              |
| 1970 to 1974.....   | 36 883         | 2 179           | 1 548          | 4 814          | 9 144          | 7 416          | 5 242          | 2 320          | 2 605          | 1 158         | 457          | 253              |
| 1960 to 1969.....   | 40 729         | 1 381           | 1 900          | 7 166          | 10 560         | 7 448          | 4 429          | 2 638          | 2 887          | 1 613         | 707          | 245              |
| 1950 to 1959.....   | 28 818         | 1 318           | 2 090          | 6 074          | 6 125          | 4 045          | 2 910          | 1 979          | 2 362          | 1 251         | 664          | 236              |
| 1940 to 1949.....   | 18 863         | 1 473           | 2 311          | 4 091          | 3 620          | 2 398          | 1 659          | 1 212          | 1 157          | 473           | 469          | 215              |
| 1939 or earlier.....  | 39 396         | 3 260           | 7 268          | 9 484          | 6 542          | 4 044          | 2 714          | 1 785          | 1 997          | 1 108         | 1 194        | 194              |
| <b>STORIES IN STRUCTURE</b>   |                |                 |                |                |                |                |                |                |                |               |              |                  |
| 1 to 3.....   | 152 967        | 7 912           | 12 429         | 28 691         | 34 385         | 23 664         | 16 226         | 9 374          | 10 814         | 6 166         | 3 306        | 236              |
| 4 or more.....  | 29 697         | 3 372           | 3 495          | 4 211          | 4 662          | 4 977          | 4 065          | 2 007          | 1 914          | 619           | 375          | 237              |
| With elevator.....  | 25 099         | 3 061           | 2 686          | 2 795          | 3 727          | 4 457          | 3 910          | 1 877          | 1 721          | 540           | 325          | 251              |
| <b>GROSS RENT AS PERCENTAGE OF HOUSEHOLD INCOME IN 1979</b>               |                |                 |                |                |                |                |                |                |                |               |              |                  |
| Less than 15 percent.....   | 25 590         | 2 888           | 3 332          | 5 378          | 5 828          | 3 521          | 2 203          | 976            | 899            | 565           | ...          | 209              |
| 15 to 19 percent.....   | 27 557         | 1 827           | 2 169          | 5 328          | 6 185          | 4 556          | 3 158          | 1 700          | 1 896          | 738           | ...          | 234              |
| 20 to 24 percent.....   | 26 583         | 2 435           | 1 913          | 4 510          | 5 560          | 4 405          | 3 342          | 1 801          | 1 606          | 1 011         | ...          | 239              |
| 25 to 29 percent.....   | 21 015         | 1 477           | 1 765          | 3 343          | 4 474          | 3 643          | 2 560          | 1 329          | 1 546          | 878           | ...          | 243              |
| 30 to 34 percent.....   | 15 742         | 714             | 1 288          | 2 483          | 3 357          | 2 781          | 1 979          | 1 133          | 1 394          | 613           | ...          | 250              |
| 35 to 49 percent.....   | 25 404         | 817             | 2 395          | 4 510          | 5 252          | 4 016          | 2 878          | 1 885          | 2 470          | 1 181         | ...          | 247              |
| 50 percent  |                |                 |                |                |                |                |                |                |                |               |              |                  |

Table C—3. Income and Poverty Status in 1979 of Owner-Occupied Housing Units: 1980

[Data are estimates based on a sample, see Introduction. For meaning of symbols, see Introduction. For definitions of terms, see appendixes A and B]

| Central Cities of SMSA's  | Household income in 1979 |                   |                    |                      |                      |                      |                      |                      |                      |                  |                  | Income in 1979 below poverty level |                |
|---|--------------------------|-------------------|--------------------|----------------------|----------------------|----------------------|----------------------|----------------------|----------------------|------------------|------------------|------------------------------------|----------------|
|   | Total                    | Less than \$5,000 | \$5,000 to \$9,999 | \$10,000 to \$12,499 | \$12,500 to \$14,999 | \$15,000 to \$19,999 | \$20,000 to \$24,999 | \$25,000 to \$34,999 | \$35,000 to \$49,999 | \$50,000 or more | Median (dollars) |                                    | Mean (dollars) |
| <b>Owner-occupied housing units</b>   | <b>216 815</b>           | <b>14 750</b>     | <b>24 244</b>      | <b>14 329</b>        | <b>14 033</b>        | <b>32 587</b>        | <b>31 769</b>        | <b>43 417</b>        | <b>26 487</b>        | <b>15 199</b>    | <b>21 223</b>    | <b>24 974</b>                      | <b>12 689</b>  |
| <b>HOUSEHOLD TYPE AND AGE OF HOUSEHOLDER</b>  |                          |                   |                    |                      |                      |                      |                      |                      |                      |                  |                  |                                    |                |
| <b>Married-couple families</b>  | <b>144 399</b>           | <b>3 246</b>      | <b>9 994</b>       | <b>7 325</b>         | <b>7 913</b>         | <b>21 210</b>        | <b>23 460</b>        | <b>35 385</b>        | <b>22 841</b>        | <b>13 025</b>    | <b>24 789</b>    | <b>28 853</b>                      | <b>4 116</b>   |
| 15 to 24 years  | 3 382                    | 92                | 302                | 291                  | 394                  | 780                  | 819                  | 516                  | 136                  | 52               | 18 671           | 19 444                             | 151            |
| 25 to 34 years  | 32 298                   | 465               | 1 110              | 1 410                | 1 895                | 6 397                | 7 562                | 8 802                | 3 362                | 1 295            | 23 113           | 25 162                             | 772            |
| 35 to 44 years  | 28 643                   | 381               | 736                | 763                  | 782                  | 3 743                | 4 940                | 8 760                | 5 450                | 3 088            | 27 936           | 32 265                             | 777            |
| 45 to 64 years  | 56 207                   | 1 072             | 2 276              | 1 862                | 2 281                | 6 554                | 7 817                | 14 669               | 12 224               | 7 452            | 28 895           | 33 495                             | 1 443          |
| 65 years and over   | 23 869                   | 1 236             | 5 570              | 2 999                | 2 561                | 3 736                | 2 322                | 2 638                | 1 669                | 1 138            | 14 579           | 20 154                             | 973            |
| <b>Male householder, no wife present</b>  | <b>24 017</b>            | <b>1 991</b>      | <b>2 986</b>       | <b>1 808</b>         | <b>1 863</b>         | <b>4 202</b>         | <b>3 663</b>         | <b>3 953</b>         | <b>2 120</b>         | <b>1 431</b>     | <b>18 955</b>    | <b>23 207</b>                      | <b>1 605</b>   |
| 15 to 24 years  | 2 231                    | 310               | 336                | 332                  | 218                  | 397                  | 259                  | 225                  | 101                  | 53               | 14 077           | 16 564                             | 373            |
| 25 to 34 years  | 8 588                    | 296               | 657                | 487                  | 799                  | 1 772                | 1 626                | 1 665                | 884                  | 402              | 20 733           | 24 867                             | 341            |
| 35 to 44 years  | 4 003                    | 160               | 241                | 244                  | 260                  | 746                  | 716                  | 838                  | 404                  | 394              | 22 132           | 28 302                             | 168            |
| 45 to 64 years  | 5 462                    | 388               | 552                | 388                  | 318                  | 943                  | 833                  | 982                  | 570                  | 488              | 20 768           | 25 984                             | 372            |
| 65 years and over   | 3 733                    | 837               | 1 200              | 357                  | 268                  | 344                  | 229                  | 243                  | 161                  | 94               | 9 208            | 13 834                             | 351            |
| <b>Female householder, no husband present</b>   | <b>48 399</b>            | <b>9 513</b>      | <b>11 264</b>      | <b>5 196</b>         | <b>4 257</b>         | <b>7 175</b>         | <b>4 646</b>         | <b>4 079</b>         | <b>1 526</b>         | <b>743</b>       | <b>11 647</b>    | <b>14 279</b>                      | <b>6 968</b>   |
| 15 to 24 years  | 1 323                    | 254               | 267                | 155                  | 150                  | 199                  | 113                  | 111                  | 48                   | 26               | 12 266           | 18 233                             | 306            |
| 25 to 34 years  | 7 250                    | 686               | 1 199              | 854                  | 757                  | 1 640                | 871                  | 817                  | 316                  | 110              | 15 315           | 16 713                             | 896            |
| 35 to 44 years  | 6 716                    | 618               | 972                | 823                  | 751                  | 1 395                | 997                  | 769                  | 292                  | 99               | 15 638           | 17 127                             | 861            |
| 45 to 64 years  | 14 886                   | 2 057             | 2 819              | 1 571                | 1 594                | 2 525                | 1 876                | 1 587                | 587                  | 270              | 14 062           | 16 129                             | 1 873          |
| 65 years and over   | 18 224                   | 5 898             | 6 007              | 1 793                | 1 005                | 1 416                | 789                  | 795                  | 283                  | 238              | 7 324            | 10 462                             | 3 032          |
| <b>Median age</b>   | <b>48.9</b>              | <b>66.8</b>       | <b>65.9</b>        | <b>56.6</b>          | <b>51.1</b>          | <b>43.3</b>          | <b>41.4</b>          | <b>44.1</b>          | <b>48.1</b>          | <b>49.6</b>      | <b>...</b>       | <b>...</b>                         | <b>54.9</b>    |
| <b>YEAR HOUSEHOLDER MOVED INTO UNIT</b>   |                          |                   |                    |                      |                      |                      |                      |                      |                      |                  |                  |                                    |                |
| 1979 to March 1980  | 35 933                   | 1 695             | 2 923              | 2 390                | 2 646                | 6 298                | 6 356                | 7 427                | 4 021                | 2 177            | 21 382           | 24 740                             | 1 902          |
| 1975 to 1978  | 59 993                   | 2 240             | 4 274              | 3 357                | 3 513                | 10 053               | 10 433               | 13 783               | 7 772                | 4 568            | 23 040           | 26 899                             | 2 664          |
| 1970 to 1974  | 36 011                   | 1 953             | 3 389              | 2 045                | 2 235                | 5 296                | 5 232                | 7 990                | 4 884                | 2 987            | 22 846           | 26 774                             | 2 000          |
| 1960 to 1969  | 43 159                   | 3 186             | 4 738              | 2 791                | 2 405                | 5 887                | 5 519                | 8 748                | 6 333                | 3 552            | 22 132           | 26 692                             | 2 612          |
| 1959 or earlier   | 41 719                   | 5 676             | 8 920              | 3 746                | 3 234                | 5 053                | 4 229                | 5 469                | 3 477                | 1 915            | 14 446           | 19 078                             | 3 511          |
| <b>SELECTED CHARACTERISTICS</b>   |                          |                   |                    |                      |                      |                      |                      |                      |                      |                  |                  |                                    |                |
| <b>Complete plumbing for exclusive use</b>  | <b>216 319</b>           | <b>14 653</b>     | <b>24 148</b>      | <b>14 282</b>        | <b>14 005</b>        | <b>32 538</b>        | <b>31 728</b>        | <b>43 353</b>        | <b>26 439</b>        | <b>15 173</b>    | <b>21 235</b>    | <b>24 988</b>                      | <b>12 619</b>  |
| 1.01 or more persons per room   | 3 035                    | 132               | 343                | 268                  | 302                  | 488                  | 442                  | 728                  | 250                  | 82               | 19 851           | 21 576                             | 443            |
| <b>Lacking complete plumbing for exclusive use</b>  | <b>496</b>               | <b>97</b>         | <b>96</b>          | <b>47</b>            | <b>28</b>            | <b>49</b>            | <b>41</b>            | <b>64</b>            | <b>48</b>            | <b>26</b>        | <b>13 214</b>    | <b>18 954</b>                      | <b>70</b>      |
| 1.01 or more persons per room   | 34                       | 5                 | 8                  | —                    | —                    | —                    | 4                    | —                    | 13                   | 4                | 30 000           | 27 063                             | 13             |
| <b>Heating equipment</b>  | <b>216 778</b>           | <b>14 744</b>     | <b>24 244</b>      | <b>14 329</b>        | <b>14 033</b>        | <b>32 579</b>        | <b>31 752</b>        | <b>43 417</b>        | <b>26 481</b>        | <b>15 199</b>    | <b>21 223</b>    | <b>24 975</b>                      | <b>12 689</b>  |
| Central heating system  | 209 801                  | 13 410            | 22 609             | 13 757               | 13 511               | 31 535               | 31 056               | 42 672               | 26 167               | 15 084           | 21 494           | 25 288                             | 11 536         |
| <b>Air conditioning</b>   | <b>62 327</b>            | <b>3 517</b>      | <b>6 808</b>       | <b>4 361</b>         | <b>3 980</b>         | <b>8 806</b>         | <b>8 495</b>         | <b>12 199</b>        | <b>8 326</b>         | <b>5 835</b>     | <b>22 012</b>    | <b>27 326</b>                      | <b>2 896</b>   |
| Central system  | 30 864                   | 1 441             | 2 577              | 1 783                | 1 687                | 3 924                | 3 993                | 6 515                | 4 866                | 4 078            | 25 037           | 31 719                             | 1 196          |
| <b>Vehicles available</b>   | <b>206 404</b>           | <b>10 427</b>     | <b>21 028</b>      | <b>13 386</b>        | <b>13 446</b>        | <b>32 011</b>        | <b>31 331</b>        | <b>43 235</b>        | <b>26 395</b>        | <b>15 145</b>    | <b>21 899</b>    | <b>25 811</b>                      | <b>9 981</b>   |
| 1   | 64 893                   | 7 149             | 13 395             | 7 449                | 6 178                | 11 554               | 7 959                | 7 171                | 2 696                | 1 342            | 14 302           | 16 635                             | 5 603          |
| 2 or more   | 141 511                  | 3 278             | 7 633              | 5 937                | 7 268                | 20 457               | 23 372               | 36 064               | 23 699               | 13 803           | 25 627           | 30 019                             | 4 378          |
| <b>House heating fuel</b>   | <b>216 778</b>           | <b>14 744</b>     | <b>24 244</b>      | <b>14 329</b>        | <b>14 033</b>        | <b>32 579</b>        | <b>31 752</b>        | <b>43 417</b>        | <b>26 481</b>        | <b>15 199</b>    | <b>21 223</b>    | <b>24 975</b>                      | <b>12 689</b>  |
| Utility gas   | 205 810                  | 13 897            | 23 014             | 13 493               | 13 173               | 30 905               | 29 991               | 41 401               | 25 367               | 14 569           | 21 305           | 25 073                             | 11 774         |
| Bottled, tank, or LP gas  | 1 240                    | 200               | 268                | 108                  | 120                  | 207                  | 137                  | 115                  | 53                   | 32               | 13 417           | 16 347                             | 200            |
| Electricity   | 8 054                    | 500               | 820                | 628                  | 588                  | 1 192                | 1 328                | 1 598                | 870                  | 530              | 20 900           | 24 185                             | 597            |
| Fuel oil, kerosene, etc.  | 213                      | 31                | 52                 | 19                   | 5                    | 40                   | 14                   | 20                   | 18                   | 14               | 14 750           | 20 997                             | 18             |
| Other   | 1 461                    | 116               | 90                 | 81                   | 147                  | 235                  | 282                  | 283                  | 173                  | 54               | 20 788           | 23 424                             | 100            |
| <b>Median rooms</b>   | <b>6.3</b>               | <b>5.0</b>        | <b>5.1</b>         | <b>5.3</b>           | <b>5.5</b>           | <b>6.0</b>           | <b>6.4</b>           | <b>6.9</b>           | <b>7.5</b>           | <b>8.1</b>       | <b>...</b>       | <b>...</b>                         | <b>5.3</b>     |
| <b>Specified owner-occupied housing units</b>   | <b>179 926</b>           | <b>11 628</b>     | <b>18 935</b>      | <b>11 050</b>        | <b>10 914</b>        | <b>26 783</b>        | <b>27 304</b>        | <b>37 699</b>        | <b>22 913</b>        | <b>12 700</b>    | <b>21 814</b>    | <b>25 318</b>                      | <b>10 129</b>  |
| <b>MORTGAGE STATUS AND SELECTED MONTHLY OWNER COSTS</b>   |                          |                   |                    |                      |                      |                      |                      |                      |                      |                  |                  |                                    |                |
| <b>With a mortgage</b>  | <b>130 785</b>           | <b>4 851</b>      | <b>8 216</b>       | <b>6 392</b>         | <b>7 305</b>         | <b>20 657</b>        | <b>22 326</b>        | <b>31 808</b>        | <b>19 008</b>        | <b>10 222</b>    | <b>23 953</b>    | <b>27 524</b>                      | <b>5 632</b>   |
| Less than \$200   | 10 352                   | 1 205             | 1 808              | 946                  | 856                  | 1 887                | 1 337                | 1 640                | 555                  | 118              | 15 796           | 17 481                             | 1 080          |
| \$200 to \$249  | 15 849                   | 841               | 1 579              | 1 278                | 1 173                | 2 769                | 2 460                | 3 573                | 1 785                | 391              | 20 398           | 22 061                             | 926            |
| \$250 to \$299  | 16 106                   | 737               | 1 119              | 945                  | 1 123                | 2 941                | 2 590                | 3 754                | 2 199                | 698              | 22 041           | 24 203                             | 784            |
| \$300 to \$349  | 14 907                   | 500               | 948                | 689                  | 987                  | 2 598                | 2 894                | 3 470                | 2 031                | 790              | 22 649           | 25 496                             | 642            |
| \$350 to \$399  | 14 632                   | 358               | 823                | 674                  | 910                  | 2 809                | 2 948                | 3 549                | 1 757                | 804              | 22 402           | 25 659                             | 513            |
| \$400 to \$449  | 22 704                   | 528               | 1 008              | 980                  | 1 141                | 3 828                | 4 480                | 5 951                | 3 184                | 1 604            | 23 800           | 27 949                             | 707            |
| \$450 to \$499  | 15 626                   | 304               | 450                | 483                  | 607                  | 2 146                | 2 975                | 4 381                | 2 746                | 1 534            | 25 948           | 30 127                             | 470            |
| \$500 to \$549  | 12 353                   | 211               | 303                | 303                  | 349                  | 1 233                | 1 965                | 3 767                | 2 666                | 1 556            | 28 189           | 33 514                             | 286            |
| \$550 or more   | 8 256                    | 167               | 178                | 94                   | 159                  | 446                  | 677                  | 1 723                | 2 085                | 2 727            | 32 311           | 48 995                             | 224            |
| <b>Median</b>   | <b>\$378</b>             | <b>\$276</b>      | <b>\$282</b>       | <b>\$302</b>         | <b>\$325</b>         | <b>\$352</b>         | <b>\$382</b>         | <b>\$399</b>         | <b>\$435</b>         | <b>\$546</b>     | <b>...</b>       | <b>...</b>                         | <b>\$302</b>   |
| <b>Not mortgaged</b>  | <b>49 141</b>            | <b>6 777</b>      | <b>10 719</b>      | <b>4 658</b>         | <b>3 609</b>         | <b>6 126</b>         | <b>4 978</b>         | <b>5 891</b>         | <b>3 905</b>         | <b>2 478</b>     | <b>14 174</b>    | <b>19 448</b>                      | <b>4 497</b>   |
| Less than \$50  | 165                      | 60                | 54                 | 20                   | 19                   | 12                   | —                    | —                    | —                    | —                | 7 684            | 7 740                              | 43             |
| \$50 to \$74  | 2 303                    | 711               | 613                | 243                  | 157                  | 250                  | 151                  | 99                   | 36                   | 43               | 8 553            | 11 585                             | 498            |
| \$75 to \$99  | 8 525                    | 1 956             | 2 653              | 880                  | 724                  | 814                  | 616                  | 509                  | 305                  | 68               | 9 308            | 12 294                             | 1 079          |
| \$100 to \$124  | 13 206                   | 1 926             | 3 319              | 1 587                | 1 062                | 1 711                | 1 447                | 1 324                | 653                  | 177              | 12 139           | 15 374                             | 1 205          |
| \$125 to \$149  | 10 626                   | 974               | 2 078              | 1 039                | 802                  | 1 692                | 1 112                | 1 713                | 929                  | 287              | 16 244           | 19 154                             | 717            |
| \$150 to \$199  | 9 649                    | 840               | 1 394              | 703                  | 649                  | 1 553                | 1 537                | 1 326                | 793                  | 1 326            | 19 933           | 24 154                             | 673            |
| \$200 to \$249  | 2 696                    | 158               | 407                | 132                  | 108                  | 250                  | 331                  | 478                  | 389                  | 443              | 24 367           | 30 380                             | 142            |
| \$250 or more   | 1 971                    | 152               | 201                | 54                   | 88                   | 143                  | 168                  | 231                  | 267                  | 667              | 32 385           | 51 458                             | 140            |
| <b>Median</b>   | <b>\$126</b>             | <b>\$109</b>      | <b>\$115</b>       | <b>\$119</b>         | <b>\$121</b>         | <b>\$129</b>         | <b>\$131</b>         | <b>\$140</b>         | <b>\$151</b>         | <b>\$192</b>     | <b>...</b>       | <b>...</b>                         | <b>\$113</b>   |
| <b>MORTGAGE STATUS AND SELECTED MONTHLY OWNER COSTS AS PERCENTAGE OF HOUSEHOLD INCOME IN 1979</b> |                          |                   |                    |                      |                      |                      |                      |                      |                      |                  |                  |                                    |                |
| <b>With a mortgage</b>  | <b>130 785</b>           | <b>4 851</b>      | <b>8 216</b>       | <b>6 392</b>         | <b>7 305</b>         | <b>20 657</b>        | <b>22 326</b>        | <b>31 808</b>        | <b>19 008</b>        | <b>10 222</b>    | <b>23 953</b>    | <b>27 524</b>                      | <b>5 632</b>   |
| Less than 15 percent  | 39 917                   | 6                 | 42                 | 136                  | 368                  | 2 429                | 4 912                | 12 790               | 11 163               | 8 071            | 34 305           | 41 341                             | 43             |
| 15 to 19 percent  | 24 613                   | 15                | 178                | 487                  | 1 028                | 4 177                | 5 178                | 7 773                | 4 342                | 1 435            | 26 317           | 28 693                             | 45             |
| 20 to 24 percent  | 19 769                   | 29                | 380                | 994                  | 1 273                | 3 974                | 4 904                | 5 646                | 2 098                | 471              | 23 085           | 24 656                             | 72             |
| 25 to 29 percent  | 14 667                   | 28                | 896                | 1 193                | 1 244                | 3 691                | 3 201                | 3 28                 |                      |                  |                  |                                    |                |

Table C-4. Income and Poverty Status in 1979 of Renter-Occupied Housing Units: 1980

[Data are estimates based on a sample, see Introduction. For meaning of symbols, see Introduction. For definitions of terms, see appendixes A and B.]

| Central Cities of SMSA's                           | Household income in 1979 |                   |                    |                      |                      |                      |                      |                      |                      |                  |                  | Income in 1979 below poverty level |                |
|--|--------------------------|-------------------|--------------------|----------------------|----------------------|----------------------|----------------------|----------------------|----------------------|------------------|------------------|------------------------------------|----------------|
|  | Total                    | Less than \$5,000 | \$5,000 to \$9,999 | \$10,000 to \$12,499 | \$12,500 to \$14,999 | \$15,000 to \$19,999 | \$20,000 to \$24,999 | \$25,000 to \$34,999 | \$35,000 to \$49,999 | \$50,000 or more | Median (dollars) |                                    | Mean (dollars) |
| <b>Renter-occupied housing units</b>               | <b>184 780</b>           | <b>41 040</b>     | <b>46 239</b>      | <b>22 251</b>        | <b>17 439</b>        | <b>25 617</b>        | <b>14 104</b>        | <b>12 181</b>        | <b>4 032</b>         | <b>1 877</b>     | <b>10 574</b>    | <b>12 746</b>                      | <b>41 416</b>  |
| <b>HOUSEHOLD TYPE AND AGE OF HOUSEHOLDER</b>       |                          |                   |                    |                      |                      |                      |                      |                      |                      |                  |                  |                                    |                |
| <b>Married-couple families</b>                     | <b>50 867</b>            | <b>4 214</b>      | <b>10 694</b>      | <b>6 623</b>         | <b>5 815</b>         | <b>9 735</b>         | <b>6 026</b>         | <b>5 264</b>         | <b>1 626</b>         | <b>870</b>       | <b>14 178</b>    | <b>16 498</b>                      | <b>6 203</b>   |
| 15 to 24 years                                     | 11 385                   | 1 250             | 3 246              | 2 035                | 1 349                | 2 106                | 830                  | 466                  | 68                   | 35               | 11 470           | 12 409                             | 1 698          |
| 25 to 34 years                                     | 20 354                   | 1 462             | 3 464              | 2 529                | 2 492                | 4 398                | 3 009                | 2 223                | 507                  | 270              | 15 227           | 16 684                             | 2 344          |
| 35 to 44 years                                     | 6 480                    | 519               | 923                | 725                  | 684                  | 1 428                | 858                  | 935                  | 287                  | 121              | 16 278           | 19 671                             | 961            |
| 45 to 64 years                                     | 7 443                    | 602               | 1 107              | 633                  | 703                  | 1 201                | 968                  | 1 289                | 605                  | 335              | 17 558           | 21 009                             | 904            |
| 65 years and over                                  | 5 205                    | 381               | 1 954              | 701                  | 587                  | 602                  | 361                  | 351                  | 159                  | 109              | 10 954           | 14 316                             | 296            |
| <b>Male householder, no wife present</b>           | <b>56 958</b>            | <b>10 972</b>     | <b>13 915</b>      | <b>6 831</b>         | <b>5 176</b>         | <b>8 417</b>         | <b>4 841</b>         | <b>4 411</b>         | <b>1 674</b>         | <b>721</b>       | <b>11 315</b>    | <b>13 656</b>                      | <b>10 948</b>  |
| 15 to 24 years                                     | 17 028                   | 3 532             | 4 948              | 2 374                | 1 548                | 2 330                | 1 052                | 820                  | 309                  | 115              | 10 036           | 11 742                             | 4 860          |
| 25 to 34 years                                     | 21 996                   | 2 840             | 5 053              | 2 767                | 2 355                | 3 851                | 2 276                | 2 141                | 548                  | 165              | 12 859           | 14 525                             | 2 787          |
| 35 to 44 years                                     | 6 249                    | 812               | 1 146              | 702                  | 505                  | 1 045                | 726                  | 714                  | 386                  | 213              | 14 800           | 17 536                             | 751            |
| 45 to 64 years                                     | 7 824                    | 1 952             | 1 631              | 827                  | 564                  | 973                  | 654                  | 656                  | 377                  | 190              | 10 995           | 14 754                             | 1 495          |
| 65 years and over                                  | 3 861                    | 1 836             | 1 137              | 161                  | 204                  | 218                  | 133                  | 80                   | 54                   | 38               | 5 345            | 8 651                              | 1 055          |
| <b>Female householder, no husband present</b>      | <b>76 955</b>            | <b>25 854</b>     | <b>21 630</b>      | <b>8 797</b>         | <b>6 448</b>         | <b>7 465</b>         | <b>3 237</b>         | <b>2 506</b>         | <b>732</b>           | <b>286</b>       | <b>7 773</b>     | <b>9 592</b>                       | <b>24 265</b>  |
| 15 to 24 years                                     | 17 864                   | 6 356             | 5 423              | 2 051                | 1 279                | 1 531                | 626                  | 433                  | 124                  | 41               | 7 265            | 8 717                              | 7 853          |
| 25 to 34 years                                     | 22 718                   | 4 981             | 6 167              | 3 465                | 2 667                | 2 846                | 1 146                | 1 040                | 331                  | 75               | 10 152           | 11 310                             | 5 577          |
| 35 to 44 years                                     | 7 519                    | 2 000             | 2 062              | 1 035                | 658                  | 977                  | 379                  | 302                  | 62                   | 44               | 9 235            | 10 707                             | 2 410          |
| 45 to 64 years                                     | 11 483                   | 3 523             | 3 113              | 1 287                | 1 089                | 1 219                | 699                  | 427                  | 91                   | 35               | 8 508            | 10 105                             | 3 295          |
| 65 years and over                                  | 17 371                   | 8 994             | 4 865              | 959                  | 755                  | 892                  | 387                  | 304                  | 124                  | 91               | 4 897            | 7 423                              | 5 130          |
| <b>Median age</b>                                  | <b>31.1</b>              | <b>35.3</b>       | <b>30.2</b>        | <b>29.1</b>          | <b>29.7</b>          | <b>30.0</b>          | <b>31.2</b>          | <b>32.7</b>          | <b>36.6</b>          | <b>41.5</b>      | <b>...</b>       | <b>...</b>                         | <b>29.8</b>    |
| <b>YEAR HOUSEHOLDER MOVED INTO UNIT</b>            |                          |                   |                    |                      |                      |                      |                      |                      |                      |                  |                  |                                    |                |
| 1979 to March 1980                                 | 106 049                  | 22 625            | 27 314             | 13 203               | 10 043               | 14 908               | 8 009                | 6 685                | 2 283                | 979              | 10 584           | 12 666                             | 25 434         |
| 1975 to 1978                                       | 53 264                   | 10 843            | 12 403             | 6 519                | 5 495                | 7 763                | 4 589                | 3 962                | 1 155                | 535              | 11 299           | 13 226                             | 10 447         |
| 1970 to 1974                                       | 14 241                   | 4 097             | 3 562              | 1 440                | 1 186                | 1 713                | 812                  | 971                  | 297                  | 163              | 9 217            | 12 017                             | 3 172          |
| 1960 to 1969                                       | 7 902                    | 2 311             | 2 051              | 719                  | 500                  | 953                  | 534                  | 467                  | 221                  | 146              | 8 890            | 12 431                             | 1 590          |
| 1959 or earlier                                    | 3 324                    | 1 164             | 909                | 370                  | 215                  | 280                  | 160                  | 96                   | 76                   | 54               | 7 371            | 11 475                             | 773            |
| <b>PLUMBING FACILITIES BY PERSONS PER ROOM</b>     |                          |                   |                    |                      |                      |                      |                      |                      |                      |                  |                  |                                    |                |
| <b>Complete plumbing for exclusive use</b>         | <b>180 007</b>           | <b>39 122</b>     | <b>45 014</b>      | <b>21 807</b>        | <b>17 088</b>        | <b>25 162</b>        | <b>13 926</b>        | <b>12 045</b>        | <b>3 995</b>         | <b>1 848</b>     | <b>10 673</b>    | <b>12 844</b>                      | <b>39 684</b>  |
| 0.50 or less                                       | 116 159                  | 26 083            | 28 859             | 14 225               | 10 978               | 15 976               | 8 692                | 7 488                | 2 508                | 1 350            | 10 551           | 12 713                             | 21 087         |
| 0.51 to 1.00                                       | 56 577                   | 11 501            | 14 498             | 6 651                | 5 342                | 8 101                | 4 673                | 4 081                | 1 306                | 424              | 10 861           | 13 053                             | 15 633         |
| 1.01 to 1.50                                       | 4 848                    | 938               | 1 030              | 633                  | 552                  | 783                  | 378                  | 359                  | 101                  | 74               | 11 801           | 14 206                             | 1 918          |
| 1.51 or more                                       | 2 423                    | 600               | 627                | 298                  | 216                  | 302                  | 183                  | 117                  | 80                   | -                | 9 829            | 11 494                             | 1 046          |
| <b>Lacking complete plumbing for exclusive use</b> | <b>4 773</b>             | <b>1 918</b>      | <b>1 225</b>       | <b>444</b>           | <b>351</b>           | <b>455</b>           | <b>178</b>           | <b>136</b>           | <b>37</b>            | <b>29</b>        | <b>6 638</b>     | <b>9 057</b>                       | <b>1 732</b>   |
| 0.50 or less                                       | 2 326                    | 949               | 634                | 180                  | 146                  | 195                  | 101                  | 78                   | 26                   | 17               | 6 682            | 9 477                              | 713            |
| 0.51 to 1.00                                       | 2 098                    | 845               | 524                | 212                  | 164                  | 223                  | 69                   | 49                   | 6                    | 6                | 6 453            | 8 439                              | 865            |
| 1.01 to 1.50                                       | 135                      | 28                | 37                 | 34                   | 22                   | 10                   | -                    | 4                    | -                    | -                | 10 184           | 9 407                              | 59             |
| 1.51 or more                                       | 214                      | 96                | 30                 | 18                   | 19                   | 27                   | 8                    | 5                    | 5                    | 6                | 5 917            | 10 330                             | 95             |
| <b>SELECTED CHARACTERISTICS</b>                    |                          |                   |                    |                      |                      |                      |                      |                      |                      |                  |                  |                                    |                |
| <b>Heating equipment</b>                           | <b>184 583</b>           | <b>40 963</b>     | <b>46 183</b>      | <b>22 239</b>        | <b>17 407</b>        | <b>25 611</b>        | <b>14 104</b>        | <b>12 181</b>        | <b>4 032</b>         | <b>1 863</b>     | <b>10 578</b>    | <b>12 730</b>                      | <b>41 309</b>  |
| Central heating system                             | 175 539                  | 38 052            | 43 505             | 21 207               | 16 706               | 24 701               | 13 690               | 11 902               | 3 947                | 1 829            | 10 732           | 12 890                             | 38 343         |
| <b>Air conditioning</b>                            | <b>71 193</b>            | <b>11 888</b>     | <b>16 364</b>      | <b>9 160</b>         | <b>7 479</b>         | <b>11 368</b>        | <b>6 438</b>         | <b>5 613</b>         | <b>1 914</b>         | <b>969</b>       | <b>12 005</b>    | <b>14 241</b>                      | <b>10 934</b>  |
| Central system                                     | 31 689                   | 4 973             | 6 439              | 3 738                | 3 259                | 5 164                | 3 186                | 3 115                | 1 193                | 622              | 13 033           | 15 670                             | 4 285          |
| <b>Vehicles available</b>                          | <b>146 501</b>           | <b>21 314</b>     | <b>34 734</b>      | <b>19 496</b>        | <b>15 879</b>        | <b>23 998</b>        | <b>13 559</b>        | <b>11 785</b>        | <b>3 919</b>         | <b>1 817</b>     | <b>12 206</b>    | <b>14 376</b>                      | <b>25 162</b>  |
| 1  | 93 676                   | 17 553            | 26 969             | 13 899               | 9 889                | 13 487               | 5 998                | 4 044                | 1 180                | 657              | 10 417           | 11 885                             | 17 677         |
| 2 or more  | 52 825                   | 3 761             | 7 765              | 5 597                | 5 990                | 10 511               | 7 561                | 7 741                | 2 739                | 1 160            | 16 420           | 18 794                             | 7 485          |
| <b>House heating fuel</b>                          | <b>184 583</b>           | <b>40 963</b>     | <b>46 183</b>      | <b>22 239</b>        | <b>17 407</b>        | <b>25 611</b>        | <b>14 104</b>        | <b>12 181</b>        | <b>4 032</b>         | <b>1 863</b>     | <b>10 578</b>    | <b>12 730</b>                      | <b>41 309</b>  |
| Utility gas  | 152 436                  | 33 335            | 38 216             | 18 089               | 14 404               | 21 038               | 11 935               | 10 338               | 3 445                | 1 636            | 10 645           | 12 865                             | 33 531         |
| Bottled, tank, or LP gas                           | 1 750                    | 470               | 457                | 257                  | 145                  | 179                  | 102                  | 106                  | 20                   | 14               | 9 490            | 11 153                             | 463            |
| Electricity  | 26 933                   | 6 235             | 6 524              | 3 418                | 2 618                | 3 981                | 1 842                | 1 614                | 516                  | 185              | 10 517           | 12 281                             | 6 475          |
| Fuel oil, kerosene, etc.                           | 1 696                    | 417               | 477                | 240                  | 121                  | 219                  | 106                  | 77                   | 19                   | 20               | 9 482            | 11 541                             | 394            |
| Other  | 1 768                    | 506               | 509                | 235                  | 119                  | 194                  | 119                  | 46                   | 32                   | 8                | 8 606            | 10 715                             | 446            |
| <b>Median rooms</b>                                | <b>3.8</b>               | <b>3.2</b>        | <b>3.5</b>         | <b>3.7</b>           | <b>4.0</b>           | <b>4.1</b>           | <b>4.3</b>           | <b>4.6</b>           | <b>4.7</b>           | <b>4.8</b>       | <b>...</b>       | <b>...</b>                         | <b>3.6</b>     |
| <b>Specified renter-occupied housing units</b>     |                          |                   |                    |                      |                      |                      |                      |                      |                      |                  |                  |                                    |                |
| <b>CONTRACT RENT</b>                               | <b>182 664</b>           | <b>40 554</b>     | <b>45 767</b>      | <b>22 007</b>        | <b>17 276</b>        | <b>25 317</b>        | <b>13 947</b>        | <b>12 031</b>        | <b>3 925</b>         | <b>1 840</b>     | <b>10 569</b>    | <b>12 734</b>                      | <b>40 874</b>  |
| Less than \$100                                    | 15 473                   | 9 801             | 3 416              | 787                  | 497                  | 505                  | 221                  | 166                  | 71                   | 9                | 4 279            | 5 744                              | 8 454          |
| \$100 to \$149                                     | 22 122                   | 7 821             | 7 458              | 2 456                | 1 454                | 1 582                | 710                  | 467                  | 110                  | 64               | 6 858            | 8 560                              | 6 634          |
| \$150 to \$199                                     | 43 440                   | 10 445            | 14 255             | 5 899                | 4 099                | 4 776                | 2 224                | 1 353                | 255                  | 134              | 8 907            | 10 273                             | 9 715          |
| \$200 to \$249                                     | 36 709                   | 6 091             | 9 846              | 5 387                | 4 092                | 5 927                | 2 858                | 1 798                | 537                  | 173              | 11 122           | 12 595                             | 6 571          |
| \$250 to \$299                                     | 26 523                   | 2 991             | 5 260              | 3 660                | 3 378                | 5 422                | 2 668                | 2 226                | 685                  | 233              | 13 499           | 14 957                             | 3 781          |
| \$300 to \$349                                     | 15 358                   | 1 314             | 2 391              | 1 745                | 1 712                | 3 167                | 2 293                | 1 944                | 558                  | 234              | 15 720           | 17 177                             | 2 150          |
| \$350 to \$399                                     | 9 855                    | 629               | 1 174              | 897                  | 999                  | 1 912                | 1 519                | 1 872                | 630                  | 223              | 18 089           | 19 891                             | 1 346          |
| \$400 to \$499                                     | 7 106                    | 562               | 782                | 577                  | 567                  | 1 214                | 979                  | 1 429                | 660                  | 336              | 19 234           | 22 304                             | 1 232          |
| \$500 or more                                      | 2 397                    | 110               | 251                | 126                  | 101                  | 298                  | 254                  | 567                  | 324                  | 366              | 25 836           | 30 848                             | 357            |
| No cash rent                                       | 3 681                    | 790               | 934                | 473                  | 377                  | 514                  | 221                  | 209                  | 95                   | 68               | 10 616           | 13 639                             | 634            |
| <b>Median</b>                                      | <b>\$210</b>             | <b>\$159</b>      | <b>\$190</b>       | <b>\$213</b>         | <b>\$225</b>         | <b>\$246</b>         | <b>\$266</b>         | <b>\$298</b>         | <b>\$323</b>         | <b>\$359</b>     | <b>...</b>       | <b>...</b>                         | <b>\$173</b>   |
| <b>GROSS RENT</b>                                  |                          |                   |                    |                      |                      |                      |                      |                      |                      |                  |                  |                                    |                |
| Less than \$100                                    | 11 284                   | 8 140             | 1 980              | 462                  | 275                  | 220                  | 131                  | 45                   | 27                   | 4                | 3 952            | 4 862                              | 6 731          |
| \$100 to \$149                                     | 15 924                   | 6 502             | 5 661              | 1 373                | 814                  | 891                  | 357                  | 233                  | 52                   | 41               | 6 016            | 7 591                              | 5 178          |
| \$150 to \$199                                     | 32 902                   | 8 973             | 11 471             | 4 481                | 2 764                | 3 020                | 1 255                | 728                  | 154                  | 56               | 8 144            | 9 412                              | 8 065          |
| \$200 to \$249                                     | 39 047                   | 7 576             | 11 451             | 5 684                | 4 265                | 5 409                | 2 534                | 1 507                | 456                  | 165              | 10 218           | 11 497                             | 7 595          |
| \$250 to \$299                                     | 28 641                   | 3 893             | 6 468              | 4 217                | 3 629                | 5 177                | 2 618                | 1 867                | 568                  | 204              | 12 347           | 13 709                             | 4 652          |
| \$300 to \$349                                     | 20 291                   | 2 210             | 3 631              | 2 465                | 2 182                | 4 302                | 2 511                | 2 177                | 575                  | 238              | 14 608           | 16 261                             | 3 122          |
| \$350 to \$399                                     | 11 381                   | 1 119             | 1 855              | 1 184                | 1 182                | 2 253                | 1 694                | 1 453                | 442                  | 199              | 15 752           | 17 330                             | 1 890          |
| \$400 to \$499                                     | 12 728                   | 938               | 1 613              | 1 225                | 1 379                | 2 469                | 1 702                | 2 243                | 846                  | 313              | 17 200           | 19 623                             | 1 918          |
| \$500 or more                                      | 6 785                    | 413               | 703                | 443                  | 409                  | 1 062                | 924                  | 1 569                | 710                  | 552              | 21 568           | 25 334                             | 1 089          |
| No cash rent                                       | 3 681                    | 790               | 934                | 473                  | 377                  | 514                  | 221                  | 209                  | 95                   | 68               | 10 616           | 13 639                             | 634            |
| <b>Median</b>                                      |                          |                   |                    |                      |                      |                      |                      |                      |                      |                  |                  |                                    |                |

Table C-5. Selected Monthly Owner Costs for Mortgaged Housing Units: 1980

[Data are estimates based on a sample, see Introduction. For meaning of symbols, see Introduction. For definitions of terms, see appendixes A and B]

| Central Cities of SMSA's  | Total          | Less than \$200 | \$200 to \$249 | \$250 to \$299 | \$300 to \$349 | \$350 to \$399 | \$400 to \$499 | \$500 to \$599 | \$600 to \$749 | \$750 or more | Median (dollars) |
|---|----------------|-----------------|----------------|----------------|----------------|----------------|----------------|----------------|----------------|---------------|------------------|
| <b>Specified owner-occupied housing units</b>                                 | <b>130 785</b> | <b>10 352</b>   | <b>15 849</b>  | <b>16 106</b>  | <b>14 907</b>  | <b>14 632</b>  | <b>22 704</b>  | <b>15 626</b>  | <b>12 353</b>  | <b>8 256</b>  | <b>378</b>       |
| <b>PERSONS IN UNIT</b>  |                |                 |                |                |                |                |                |                |                |               |                  |
| 1 person  | 14 705         | 2 319           | 2 191          | 1 737          | 1 618          | 1 722          | 2 261          | 1 289          | 1 057          | 511           | 334              |
| 2 persons   | 40 056         | 4 286           | 5 494          | 5 189          | 4 301          | 4 240          | 6 256          | 4 597          | 3 309          | 2 384         | 359              |
| 3 persons   | 27 924         | 1 775           | 3 381          | 3 540          | 3 357          | 2 898          | 5 120          | 3 369          | 2 840          | 1 644         | 383              |
| 4 persons   | 28 320         | 1 165           | 2 709          | 3 223          | 3 466          | 3 435          | 5 745          | 3 562          | 2 984          | 2 031         | 403              |
| 5 persons   | 12 798         | 502             | 1 326          | 1 502          | 1 375          | 1 479          | 2 176          | 1 924          | 1 418          | 1 096         | 410              |
| 6 persons   | 4 528          | 207             | 509            | 553            | 456            | 614            | 784            | 552            | 457            | 396           | 394              |
| 7 persons   | 1 717          | 84              | 159            | 286            | 261            | 108            | 247            | 233            | 188            | 151           | 382              |
| 8 or more persons   | 737            | 14              | 80             | 76             | 73             | 136            | 115            | 100            | 100            | 43            | 396              |
| Median  | 2.88           | 2.17            | 2.57           | 2.82           | 2.96           | 2.97           | 3.05           | 3.07           | 3.14           | 3.25          | ...              |
| <b>HOUSEHOLD TYPE AND AGE OF HOUSEHOLDER</b>                                  |                |                 |                |                |                |                |                |                |                |               |                  |
| <b>Married-couple families</b>  | <b>98 179</b>  | <b>6 477</b>    | <b>11 374</b>  | <b>11 775</b>  | <b>11 070</b>  | <b>11 018</b>  | <b>17 241</b>  | <b>12 336</b>  | <b>10 009</b>  | <b>6 879</b>  | <b>388</b>       |
| 15 to 24 years  | 2 578          | 59              | 122            | 266            | 223            | 431            | 720            | 464            | 210            | 83            | 423              |
| 25 to 34 years  | 28 163         | 463             | 1 353          | 2 190          | 3 004          | 3 684          | 6 634          | 4 933          | 3 902          | 2 000         | 449              |
| 35 to 44 years  | 24 919         | 705             | 2 359          | 2 737          | 2 543          | 2 708          | 4 376          | 3 522          | 3 379          | 2 590         | 430              |
| 45 to 64 years  | 37 097         | 3 893           | 6 220          | 5 685          | 4 657          | 3 805          | 5 094          | 3 225          | 2 415          | 2 103         | 330              |
| 65 years and over   | 5 422          | 1 357           | 1 320          | 897            | 643            | 390            | 417            | 192            | 103            | 103           | 252              |
| <b>Male householder, no wife present</b>                                      | <b>12 686</b>  | <b>1 085</b>    | <b>1 219</b>   | <b>1 345</b>   | <b>1 423</b>   | <b>1 433</b>   | <b>2 476</b>   | <b>1 566</b>   | <b>1 423</b>   | <b>817</b>    | <b>398</b>       |
| 15 to 24 years  | 1 072          | 40              | 56             | 87             | 127            | 144            | 240            | 202            | 140            | 36            | 430              |
| 25 to 34 years  | 5 719          | 184             | 256            | 474            | 631            | 694            | 1 264          | 936            | 877            | 403           | 445              |
| 35 to 44 years  | 2 500          | 206             | 258            | 247            | 247            | 306            | 527            | 217            | 237            | 255           | 398              |
| 45 to 64 years  | 2 707          | 401             | 476            | 463            | 236            | 227            | 411            | 205            | 169            | 119           | 303              |
| 65 years and over   | 688            | 254             | 173            | 74             | 81             | 62             | 34             | 6              | -              | 4             | 226              |
| <b>Female householder, no husband present</b>                                 | <b>19 920</b>  | <b>2 790</b>    | <b>3 256</b>   | <b>2 986</b>   | <b>2 515</b>   | <b>2 181</b>   | <b>2 987</b>   | <b>1 724</b>   | <b>921</b>     | <b>560</b>    | <b>318</b>       |
| 15 to 24 years  | 584            | 23              | 35             | 88             | 64             | 96             | 124            | 98             | 28             | 28            | 393              |
| 25 to 34 years  | 4 640          | 176             | 373            | 473            | 671            | 672            | 976            | 672            | 374            | 253           | 397              |
| 35 to 44 years  | 4 806          | 314             | 721            | 700            | 716            | 542            | 853            | 515            | 313            | 132           | 347              |
| 45 to 64 years  | 7 197          | 1 341           | 1 531          | 1 340          | 829            | 699            | 790            | 350            | 179            | 138           | 277              |
| 65 years and over   | 2 693          | 96.2            | 596            | 385            | 235            | 172            | 244            | 89             | 27             | 9             | 234              |
| Median age  | 41.7           | 56.2            | 51.0           | 47.0           | 42.7           | 38.6           | 37.0           | 36.0           | 36.4           | 39.1          | ...              |
| <b>YEAR HOUSEHOLDER MOVED INTO UNIT</b>                                       |                |                 |                |                |                |                |                |                |                |               |                  |
| 1979 to March 1980  | 24 125         | 377             | 609            | 897            | 1 126          | 1 955          | 5 000          | 5 011          | 5 317          | 3 833         | 542              |
| 1975 to 1978  | 44 617         | 895             | 2 157          | 3 589          | 5 592          | 6 645          | 10 788         | 7 080          | 4 889          | 2 982         | 429              |
| 1970 to 1974  | 25 902         | 1 786           | 3 535          | 4 877          | 4 307          | 3 899          | 2 055          | 1 183          | 853            | 332           | 332              |
| 1960 to 1969  | 27 544         | 4 325           | 7 390          | 5 553          | 3 229          | 2 135          | 2 430          | 1 184          | 794            | 504           | 269              |
| 1959 or earlier   | 8 597          | 2 969           | 2 158          | 1 190          | 653            | 490            | 587            | 296            | 170            | 84            | 231              |
| <b>ROOMS</b>  |                |                 |                |                |                |                |                |                |                |               |                  |
| 1 to 3 rooms  | 1 602          | 371             | 270            | 183            | 195            | 153            | 208            | 122            | 82             | 18            | 294              |
| 4 rooms   | 9 198          | 2 204           | 1 682          | 1 271          | 1 000          | 996            | 1 116          | 630            | 250            | 49            | 278              |
| 5 rooms   | 19 961         | 3 372           | 3 380          | 2 904          | 2 203          | 2 346          | 3 015          | 1 567          | 891            | 283           | 307              |
| 6 rooms   | 23 635         | 1 835           | 3 371          | 3 238          | 2 891          | 2 885          | 4 241          | 2 601          | 1 848          | 725           | 358              |
| 7 rooms   | 25 459         | 1 273           | 3 083          | 3 092          | 3 009          | 2 724          | 4 814          | 3 221          | 2 749          | 1 494         | 392              |
| 8 or more rooms   | 50 930         | 1 297           | 4 063          | 5 418          | 5 609          | 5 528          | 9 310          | 7 485          | 6 533          | 5 687         | 435              |
| Median  | 6.9            | 5.3             | 6.3            | 6.6            | 6.9            | 6.8            | 7.1            | 7.4            | 7.6            | 8.4           | ...              |
| <b>YEAR STRUCTURE BUILT</b>   |                |                 |                |                |                |                |                |                |                |               |                  |
| 1975 to March 1980  | 17 200         | 88              | 137            | 211            | 486            | 1 237          | 3 768          | 3 782          | 4 390          | 3 101         | 571              |
| 1970 to 1974  | 17 570         | 251             | 691            | 1 703          | 2 408          | 2 539          | 4 146          | 2 702          | 1 812          | 1 318         | 426              |
| 1960 to 1969  | 27 843         | 1 299           | 4 135          | 4 539          | 3 878          | 3 552          | 4 487          | 2 962          | 1 868          | 1 123         | 351              |
| 1950 to 1959  | 31 230         | 4 405           | 5 782          | 4 309          | 3 590          | 3 216          | 4 773          | 2 513          | 1 793          | 849           | 316              |
| 1940 to 1949  | 11 686         | 1 609           | 1 798          | 1 753          | 1 572          | 1 334          | 1 741          | 1 065          | 482            | 332           | 322              |
| 1939 or earlier   | 25 256         | 2 700           | 3 306          | 3 591          | 2 973          | 2 754          | 3 789          | 2 602          | 2 008          | 1 533         | 351              |
| <b>VALUE</b>  |                |                 |                |                |                |                |                |                |                |               |                  |
| Less than \$10,000  | 234            | 129             | 55             | 41             | 3              | 6              | -              | -              | -              | -             | 188              |
| \$10,000 to \$19,999  | 1 528          | 689             | 492            | 198            | 62             | 37             | 43             | 7              | -              | -             | 208              |
| \$20,000 to \$29,999  | 5 330          | 1 557           | 1 376          | 1 055          | 719            | 338            | 202            | 52             | 31             | -             | 240              |
| \$30,000 to \$39,999  | 10 333         | 2 169           | 2 208          | 1 814          | 1 470          | 1 236          | 1 067          | 239            | 121            | 9             | 272              |
| \$40,000 to \$49,999  | 19 143         | 2 520           | 3 633          | 3 276          | 2 563          | 2 650          | 3 002          | 1 090          | 360            | 49            | 303              |
| \$50,000 to \$59,999  | 22 668         | 1 702           | 3 470          | 3 016          | 2 970          | 3 209          | 4 609          | 2 416          | 1 095          | 181           | 353              |
| \$60,000 to \$79,999  | 39 897         | 1 293           | 4 001          | 4 702          | 4 284          | 4 372          | 8 369          | 6 557          | 5 027          | 1 292         | 415              |
| \$80,000 to \$99,999  | 16 795         | 233             | 519            | 1 575          | 1 875          | 1 660          | 3 157          | 2 870          | 3 128          | 1 778         | 479              |
| \$100,000 to \$149,999  | 10 787         | 45              | 70             | 387            | 863            | 952            | 1 802          | 1 826          | 1 972          | 2 870         | 570              |
| \$150,000 or more   | 4 070          | 15              | 25             | 42             | 98             | 172            | 453            | 569            | 619            | 2 077         | 750+             |
| Median  | \$62 500       | \$42 400        | \$50 400       | \$55 300       | \$58 700       | \$59 400       | \$64 400       | \$71 500       | \$78 200       | \$112 100     | ...              |
| <b>SELECTED MONTHLY OWNER COSTS AS PERCENTAGE OF HOUSEHOLD INCOME IN 1979</b> |                |                 |                |                |                |                |                |                |                |               |                  |
| Less than 15 percent  | 39 917         | 5 943           | 8 856          | 7 791          | 5 442          | 3 674          | 4 094          | 1 985          | 1 124          | 1 008         | 283              |
| 15 to 19 percent  | 24 613         | 1 314           | 2 643          | 3 270          | 3 644          | 3 472          | 4 830          | 2 666          | 1 709          | 1 065         | 371              |
| 20 to 24 percent  | 19 769         | 732             | 1 316          | 1 756          | 2 210          | 2 777          | 4 586          | 3 137          | 2 094          | 1 161         | 422              |
| 25 to 29 percent  | 14 667         | 601             | 937            | 1 047          | 1 221          | 1 741          | 3 227          | 2 359          | 2 180          | 1 354         | 457              |
| 30 to 34 percent  | 9 337          | 346             | 410            | 502            | 627            | 931            | 1 952          | 1 945          | 1 689          | 935           | 495              |
| 35 percent or more  | 21 907         | 1 355           | 1 620          | 1 652          | 1 677          | 1 984          | 3 938          | 3 468          | 3 511          | 2 702         | 467              |
| Not computed  | 575            | 61              | 67             | 88             | 86             | 53             | 77             | 66             | 46             | 31            | 342              |
| Median  | 20.1           | 13.5            | 13.9           | 15.3           | 17.7           | 20.3           | 22.6           | 25.0           | 27.8           | 28.2          | ...              |
| <b>SELECTED CHARACTERISTICS</b>   |                |                 |                |                |                |                |                |                |                |               |                  |
| <b>Heating equipment</b>  | <b>130 762</b> | <b>10 352</b>   | <b>15 849</b>  | <b>16 099</b>  | <b>14 907</b>  | <b>14 622</b>  | <b>22 698</b>  | <b>15 626</b>  | <b>12 353</b>  | <b>8 256</b>  | <b>378</b>       |
| Steam or hot water system   | 11 798         | 417             | 707            | 1 243          | 1 424          | 1 307          | 2 062          | 1 629          | 1 218          | 1 791         | 435              |
| Central warm-air furnace or electric heat pump                                | 112 237        | 8 603           | 14 023         | 13 948         | 12 983         | 12 715         | 19 715         | 13 326         | 10 621         | 6 303         | 376              |
| Other built-in electric units   | 1 571          | 80              | 55             | 100            | 52             | 121            | 348            | 406            | 313            | 96            | 507              |
| Floor, wall, or pipeless furnace  | 2 167          | 648             | 497            | 352            | 231            | 161            | 166            | 51             | 49             | 12            | 244              |
| Other means   | 2 989          | 604             | 567            | 456            | 217            | 318            | 407            | 214            | 152            | 54            | 285              |
| <b>Air conditioning</b>   | <b>29 583</b>  | <b>2 542</b>    | <b>3 619</b>   | <b>3 255</b>   | <b>3 417</b>   | <b>3 445</b>   | <b>5 028</b>   | <b>3 243</b>   | <b>2 734</b>   | <b>2 300</b>  | <b>378</b>       |
| Central system  | 13 778         | 705             | 1 155          | 1 170          | 1 353          | 1 449          | 2 723          | 1 852          | 1 715          | 1 656         | 435              |
| 1 or more individual room units   | 15 805         | 1 837           | 2 464          | 2 085          | 2 064          | 1 996          | 2 305          | 1 391          | 1 019          | 644           | 337              |
| <b>House heating fuel</b>   | <b>130 762</b> | <b>10 352</b>   | <b>15 849</b>  | <b>16 099</b>  | <b>14 907</b>  | <b>14 622</b>  | <b>22 698</b>  | <b>15 626</b>  | <b>12 353</b>  | <b>8 256</b>  | <b>378</b>       |
| Utility gas   | 124 863        | 10 018          | 15 364         | 15 597         | 14 536         | 14 022         | 21 510         | 14 710         | 11 350         | 7 756         | 375              |
| Bottled, tank, or LP gas  | 382            | 73              | 38             | 19             | 62             | 25             | 56             | 58             | 33             | 18            | 349              |
| Electricity   | 4 544          | 184             | 275            | 319            | 231            | 456            | 958            | 777            | 898            | 446           | 485              |
| Fuel oil, kerosene, etc.  | 20             | -               | 5              | 9              | 6              | -              | -              | -              | -              | -             | 278              |
| Other   | 953            | 77              | 167            | 155            | 72             | 119            | 174            | 81             | 72             | 36            | 352              |

Table C-6. Selected Monthly Owner Costs for Not Mortgaged Housing Units: 1980

[Data are estimates based on a sample, see Introduction. For meaning of symbols, see Introduction. For definitions of terms, see appendixes A and B]

| Central Cities of SMSA's  | Total         | Less than \$50 | \$50 to \$74 | \$75 to \$99 | \$100 to \$124 | \$125 to \$149 | \$150 to \$199 | \$200 to \$249 | \$250 or more | Median (dollars) |
|---|---------------|----------------|--------------|--------------|----------------|----------------|----------------|----------------|---------------|------------------|
| <b>Specified owner-occupied housing units</b> .....                           | <b>49 141</b> | <b>165</b>     | <b>2 303</b> | <b>8 525</b> | <b>13 206</b>  | <b>10 626</b>  | <b>9 649</b>   | <b>2 696</b>   | <b>1 971</b>  | <b>126</b>       |
| <b>PERSONS IN UNIT</b>  |               |                |              |              |                |                |                |                |               |                  |
| 1 person .....  | 14 586        | 114            | 1 190        | 3 848        | 4 283          | 2 558          | 1 858          | 382            | 353           | 112              |
| 2 persons .....   | 24 213        | 51             | 813          | 3 814        | 6 802          | 5 412          | 4 935          | 1 455          | 931           | 128              |
| 3 persons .....   | 5 697         | —              | 173          | 527          | 1 334          | 1 495          | 1 391          | 397            | 380           | 139              |
| 4 persons .....   | 2 664         | —              | 55           | 200          | 527            | 669            | 858            | 189            | 166           | 146              |
| 5 persons .....   | 1 088         | —              | 54           | 42           | 121            | 345            | 305            | 142            | 79            | 149              |
| 6 persons .....   | 484           | —              | —            | 70           | 72             | 82             | 150            | 61             | 49            | 156              |
| 7 persons .....   | 248           | —              | 18           | 24           | 42             | 39             | 83             | 42             | —             | 151              |
| 8 or more persons .....   | 161           | —              | —            | —            | 25             | 26             | 69             | 28             | 13            | 171              |
| Median .....  | 1.91          | 1.22           | 1.47         | 1.61         | 1.84           | 2.01           | 2.10           | 2.16           | 2.18          | ...              |
| <b>HOUSEHOLD TYPE AND AGE OF HOUSEHOLDER</b>                                  |               |                |              |              |                |                |                |                |               |                  |
| <b>Married-couple families</b> .....  | <b>28 920</b> | <b>35</b>      | <b>860</b>   | <b>3 792</b> | <b>7 589</b>   | <b>6 838</b>   | <b>6 584</b>   | <b>1 939</b>   | <b>1 283</b>  | <b>133</b>       |
| 15 to 24 years .....  | 122           | —              | 12           | 19           | 24             | 45             | 15             | —              | 7             | 128              |
| 25 to 34 years .....  | 756           | —              | 52           | 75           | 157            | 213            | 182            | 53             | 24            | 136              |
| 35 to 44 years .....  | 1 293         | —              | 24           | 114          | 225            | 304            | 385            | 156            | 85            | 148              |
| 45 to 64 years .....  | 12 459        | 6              | 291          | 1 310        | 3 065          | 2 959          | 3 246          | 906            | 676           | 138              |
| 65 years and over .....   | 14 290        | 29             | 481          | 2 274        | 4 118          | 3 317          | 2 756          | 824            | 491           | 127              |
| <b>Male householder, no wife present</b> .....                                | <b>4 041</b>  | <b>77</b>      | <b>394</b>   | <b>995</b>   | <b>1 150</b>   | <b>637</b>     | <b>436</b>     | <b>180</b>     | <b>172</b>    | <b>112</b>       |
| 15 to 24 years .....  | 166           | 14             | 28           | 53           | 30             | 14             | —              | 14             | 13            | 94               |
| 25 to 34 years .....  | 298           | 16             | 48           | 50           | 72             | 56             | 25             | 13             | 18            | 112              |
| 35 to 44 years .....  | 211           | 12             | 9            | 55           | 46             | 39             | 10             | 17             | 23            | 116              |
| 45 to 64 years .....  | 1 097         | 9              | 120          | 282          | 315            | 147            | 121            | 61             | 42            | 111              |
| 65 years and over .....   | 2 269         | 26             | 189          | 555          | 687            | 381            | 280            | 75             | 76            | 113              |
| <b>Female householder, no husband present</b> .....                           | <b>16 180</b> | <b>53</b>      | <b>1 049</b> | <b>3 738</b> | <b>4 467</b>   | <b>3 151</b>   | <b>2 629</b>   | <b>577</b>     | <b>516</b>    | <b>118</b>       |
| 15 to 24 years .....  | 114           | —              | 16           | 39           | 17             | 17             | —              | —              | 8             | 103              |
| 25 to 34 years .....  | 322           | —              | 11           | 65           | 82             | 86             | 57             | 6              | 15            | 126              |
| 35 to 44 years .....  | 515           | —              | 13           | 65           | 89             | 70             | 159            | 72             | 47            | 156              |
| 45 to 64 years .....  | 4 222         | 23             | 219          | 767          | 1 096          | 917            | 889            | 160            | 151           | 125              |
| 65 years and over .....   | 11 007        | 30             | 790          | 2 802        | 3 183          | 2 061          | 1 507          | 339            | 295           | 115              |
| Median age .....  | 66.8          | 65.8           | 69.3         | 69.7         | 68.0           | 66.2           | 64.0           | 63.5           | 62.9          | ...              |
| <b>YEAR HOUSEHOLDER MOVED INTO UNIT</b>                                       |               |                |              |              |                |                |                |                |               |                  |
| 1979 to March 1980 .....  | 1 569         | 17             | 102          | 247          | 313            | 361            | 328            | 101            | 100           | 132              |
| 1975 to 1978 .....  | 3 890         | 46             | 203          | 578          | 870            | 824            | 968            | 257            | 144           | 133              |
| 1970 to 1974 .....  | 4 180         | 6              | 161          | 659          | 899            | 794            | 976            | 364            | 321           | 136              |
| 1960 to 1969 .....  | 10 317        | 34             | 350          | 1 289        | 2 546          | 2 404          | 2 358          | 756            | 580           | 135              |
| 1959 or earlier .....   | 29 185        | 62             | 1 487        | 5 752        | 8 578          | 6 243          | 5 019          | 1 218          | 826           | 121              |
| <b>ROOMS</b>  |               |                |              |              |                |                |                |                |               |                  |
| 1 to 3 rooms .....  | 1 158         | 36             | 237          | 346          | 218            | 160            | 115            | 18             | 28            | 97               |
| 4 rooms .....   | 8 244         | 105            | 870          | 2 759        | 2 560          | 1 197          | 548            | 125            | 80            | 104              |
| 5 rooms .....   | 14 173        | 6              | 772          | 3 250        | 4 790          | 2 984          | 1 977          | 292            | 102           | 116              |
| 6 rooms .....   | 9 967         | 12             | 302          | 1 399        | 2 835          | 2 547          | 2 204          | 398            | 270           | 129              |
| 7 rooms .....   | 6 215         | 6              | 75           | 499          | 1 454          | 1 637          | 1 711          | 575            | 258           | 141              |
| 8 or more rooms .....   | 9 384         | —              | 47           | 272          | 1 349          | 2 101          | 3 094          | 1 288          | 1 233         | 165              |
| Median .....  | 5.6           | 3.9            | 4.6          | 4.9          | 5.3            | 5.9            | 6.5            | 7.4            | 8.2           | ...              |
| <b>YEAR STRUCTURE BUILT</b>   |               |                |              |              |                |                |                |                |               |                  |
| 1975 to March 1980 .....  | 952           | 23             | 58           | 57           | 149            | 175            | 343            | 70             | 77            | 152              |
| 1970 to 1974 .....  | 1 448         | 4              | 35           | 105          | 226            | 282            | 456            | 206            | 134           | 158              |
| 1960 to 1969 .....  | 4 344         | 13             | 106          | 250          | 832            | 934            | 1 367          | 483            | 359           | 151              |
| 1950 to 1959 .....  | 13 306        | 33             | 263          | 1 733        | 3 615          | 3 377          | 2 974          | 773            | 538           | 132              |
| 1940 to 1949 .....  | 8 215         | 28             | 266          | 1 620        | 2 724          | 1 730          | 1 274          | 305            | 268           | 120              |
| 1939 or earlier .....   | 20 876        | 64             | 1 575        | 4 760        | 5 660          | 4 128          | 3 235          | 859            | 595           | 118              |
| <b>VALUE</b>  |               |                |              |              |                |                |                |                |               |                  |
| Less than \$10,000 .....  | 737           | 41             | 206          | 264          | 169            | 36             | 21             | —              | —             | 87               |
| \$10,000 to \$19,999 .....  | 2 753         | 33             | 537          | 947          | 683            | 322            | 162            | 48             | 21            | 96               |
| \$20,000 to \$29,999 .....  | 5 778         | 37             | 733          | 1 945        | 1 771          | 778            | 392            | 80             | 42            | 102              |
| \$30,000 to \$39,999 .....  | 6 827         | 19             | 360          | 1 946        | 2 288          | 1 317          | 729            | 125            | 43            | 112              |
| \$40,000 to \$49,999 .....  | 8 247         | 19             | 291          | 1 719        | 2 848          | 2 008          | 1 121          | 187            | 54            | 118              |
| \$50,000 to \$59,999 .....  | 7 770         | 6              | 88           | 1 059        | 2 702          | 2 096          | 1 520          | 238            | 61            | 125              |
| \$60,000 to \$79,999 .....  | 10 257        | —              | 69           | 534          | 2 328          | 3 060          | 3 341          | 684            | 241           | 143              |
| \$80,000 to \$99,999 .....  | 3 169         | 10             | 13           | 83           | 310            | 783            | 1 303          | 487            | 180           | 165              |
| \$100,000 to \$149,999 .....  | 2 348         | —              | 6            | 22           | 101            | 179            | 862            | 629            | 549           | 200              |
| \$150,000 or more .....   | 1 255         | —              | —            | 6            | 6              | 47             | 198            | 218            | 780           | 250+             |
| Median .....  | \$50 200      | \$21 800       | \$25 800     | \$35 300     | \$46 000       | \$53 400       | \$64 600       | \$79 600       | \$128 900     | ...              |
| <b>SELECTED MONTHLY OWNER COSTS AS PERCENTAGE OF HOUSEHOLD INCOME IN 1979</b> |               |                |              |              |                |                |                |                |               |                  |
| Less than 10 percent .....  | 21 799        | 93             | 1 184        | 3 408        | 5 600          | 5 001          | 4 475          | 1 160          | 878           | 128              |
| 10 to 14 percent .....  | 9 957         | 27             | 375          | 1 891        | 2 878          | 2 084          | 1 839          | 554            | 309           | 123              |
| 15 to 19 percent .....  | 5 410         | 16             | 212          | 1 059        | 1 462          | 1 198          | 1 039          | 247            | 177           | 124              |
| 20 to 24 percent .....  | 3 477         | —              | 198          | 638          | 946            | 848            | 604            | 120            | 123           | 124              |
| 25 to 29 percent .....  | 2 295         | 16             | 173          | 534          | 677            | 344            | 384            | 101            | 66            | 116              |
| 30 to 34 percent .....  | 1 765         | —              | 72           | 392          | 507            | 320            | 267            | 163            | 44            | 121              |
| 35 percent or more .....  | 4 096         | —              | 76           | 549          | 1 082          | 755            | 947            | 351            | 336           | 136              |
| Not computed .....  | 342           | 13             | 13           | 54           | 54             | 76             | 94             | —              | 38            | 137              |
| Median .....  | 11.3          | 10—            | 10—          | 12.2         | 11.7           | 10.7           | 10.8           | 11.7           | 11.4          | ...              |
| <b>SELECTED CHARACTERISTICS</b>   |               |                |              |              |                |                |                |                |               |                  |
| <b>Heating equipment</b> .....  | <b>49 135</b> | <b>165</b>     | <b>2 303</b> | <b>8 525</b> | <b>13 206</b>  | <b>10 620</b>  | <b>9 649</b>   | <b>2 696</b>   | <b>1 971</b>  | <b>126</b>       |
| Steam or hot water system .....   | 6 182         | —              | 66           | 403          | 908            | 1 291          | 1 740          | 817            | 957           | 162              |
| Central warm-air furnace or electric heat pump .....                          | 37 588        | 89             | 1 293        | 6 285        | 10 998         | 8 654          | 7 578          | 1 751          | 940           | 125              |
| Other built-in electric units .....   | 186           | —              | —            | 43           | 46             | 39             | 13             | 24             | 21            | 128              |
| Floor, wall, or pipeless furnace .....  | 2 388         | 11             | 418          | 941          | 608            | 261            | 89             | 49             | 11            | 95               |
| Other means .....   | 2 791         | 65             | 526          | 853          | 646            | 375            | 229            | 55             | 42            | 99               |
| <b>Air conditioning</b> .....   | <b>12 567</b> | <b>29</b>      | <b>496</b>   | <b>2 020</b> | <b>3 177</b>   | <b>2 661</b>   | <b>2 657</b>   | <b>743</b>     | <b>784</b>    | <b>130</b>       |
| Central system .....  | 4 814         | 4              | 87           | 418          | 974            | 975            | 1 320          | 483            | 553           | 149              |
| 1 or more individual room units .....   | 7 753         | 25             | 409          | 1 602        | 2 203          | 1 686          | 1 337          | 260            | 231           | 121              |
| <b>House heating fuel</b> .....   | <b>49 135</b> | <b>165</b>     | <b>2 303</b> | <b>8 525</b> | <b>13 206</b>  | <b>10 620</b>  | <b>9 649</b>   | <b>2 696</b>   | <b>1 971</b>  | <b>126</b>       |
| Utility gas .....   | 48 021        | 149            | 2 208        | 8 338        | 12 959         | 10 393         | 9 472          | 2 609          | 1 893         | 126              |
| Bottled, tank, or LP gas .....  | 202           | —              | 15           | 91           | 19             | 16             | 32             | 29             | —             | 99               |
| Electricity .....   | 638           | —              | 31           | 64           | 137            | 159            | 121            | 58             | 68            | 139              |
| Fuel oil, kerosene, etc. .....  | 10            | —              | —            | —            | —              | —              | —              | —              | 10            | 250+             |
| Other .....   | 264           | 16             | 49           | 32           | 91             | 52             | 24             | —              | —             | 110              |

Table C-7. Year Structure Built for Owner- and Renter-Occupied Housing Units: 1980

[Data are estimates based on a sample, see Introduction. For meaning of symbols, see Introduction. For definitions of terms, see appendixes A and B]

| Central Cities of SMSA's                       | Owner-occupied housing units |                    |              |              |              |                 | Renter-occupied housing units |                    |              |              |              |                 |  |
|--|------------------------------|--------------------|--------------|--------------|--------------|-----------------|-------------------------------|--------------------|--------------|--------------|--------------|-----------------|--|
|  | Total                        | 1975 to March 1980 | 1970 to 1974 | 1960 to 1969 | 1940 to 1959 | 1939 or earlier | Total                         | 1975 to March 1980 | 1970 to 1974 | 1960 to 1969 | 1940 to 1959 | 1939 or earlier |  |
| Occupied housing units                         | 216 815                      | 25 138             | 27 990       | 40 732       | 70 684       | 52 271          | 184 780                       | 18 094             | 37 180       | 41 012       | 48 549       | 39 945          |  |
| <b>HOUSEHOLD TYPE AND AGE OF HOUSEHOLDER</b>   |                              |                    |              |              |              |                 |                               |                    |              |              |              |                 |  |
| Married-couple families                        | 144 399                      | 18 694             | 19 420       | 29 415       | 47 824       | 29 046          | 50 867                        | 5 134              | 11 101       | 11 502       | 14 075       | 9 055           |  |
| 15 to 24 years                                 | 3 382                        | 695                | 530          | 450          | 1 245        | 462             | 11 385                        | 1 331              | 3 225        | 2 617        | 2 811        | 1 401           |  |
| 25 to 34 years                                 | 32 298                       | 7 508              | 5 314        | 4 658        | 8 475        | 6 343           | 20 354                        | 2 141              | 4 070        | 4 283        | 6 153        | 3 707           |  |
| 35 to 44 years                                 | 28 643                       | 5 168              | 5 656        | 6 423        | 6 955        | 4 441           | 6 480                         | 641                | 1 225        | 1 342        | 2 081        | 1 191           |  |
| 45 to 64 years                                 | 56 207                       | 4 484              | 6 538        | 14 234       | 21 309       | 9 642           | 7 443                         | 664                | 1 525        | 1 779        | 1 919        | 1 556           |  |
| 65 years and over                              | 23 869                       | 839                | 1 382        | 3 650        | 9 840        | 8 158           | 5 205                         | 357                | 1 056        | 1 481        | 1 111        | 1 200           |  |
| Male householder, no wife present              | 24 017                       | 3 061              | 2 938        | 3 338        | 7 173        | 7 507           | 56 958                        | 5 606              | 10 626       | 12 244       | 13 940       | 14 542          |  |
| 15 to 24 years                                 | 2 231                        | 465                | 384          | 377          | 551          | 454             | 17 028                        | 1 944              | 3 697        | 4 162        | 4 167        | 3 058           |  |
| 25 to 34 years                                 | 8 588                        | 1 379              | 1 166        | 1 088        | 2 296        | 2 659           | 21 996                        | 2 290              | 4 010        | 4 485        | 5 674        | 5 537           |  |
| 35 to 44 years                                 | 4 003                        | 590                | 611          | 586          | 1 123        | 1 093           | 6 249                         | 593                | 1 269        | 1 421        | 1 501        | 1 465           |  |
| 45 to 64 years                                 | 5 462                        | 529                | 619          | 904          | 1 950        | 1 460           | 7 824                         | 504                | 1 144        | 1 484        | 1 781        | 2 911           |  |
| 65 years and over                              | 3 733                        | 98                 | 158          | 383          | 1 253        | 1 841           | 3 861                         | 275                | 506          | 692          | 817          | 1 571           |  |
| Female householder, no husband present         | 48 399                       | 3 383              | 5 632        | 7 979        | 15 687       | 15 718          | 76 955                        | 7 354              | 15 453       | 17 266       | 20 534       | 16 348          |  |
| 15 to 24 years                                 | 1 323                        | 184                | 305          | 242          | 349          | 243             | 17 864                        | 2 034              | 4 131        | 4 079        | 4 410        | 3 210           |  |
| 25 to 34 years                                 | 7 250                        | 1 123              | 1 408        | 850          | 1 955        | 1 914           | 22 718                        | 2 230              | 4 451        | 4 617        | 6 407        | 5 013           |  |
| 35 to 44 years                                 | 6 716                        | 658                | 1 184        | 1 471        | 2 008        | 1 395           | 7 519                         | 549                | 1 636        | 1 658        | 2 110        | 1 566           |  |
| 45 to 64 years                                 | 14 886                       | 989                | 1 691        | 2 877        | 5 536        | 3 793           | 11 483                        | 776                | 1 869        | 2 548        | 3 466        | 2 824           |  |
| 65 years and over                              | 18 224                       | 429                | 1 044        | 2 539        | 5 839        | 8 373           | 17 371                        | 1 765              | 3 366        | 4 364        | 4 141        | 3 735           |  |
| Median age                                     | 48.9                         | 36.5               | 40.7         | 49.3         | 53.4         | 55.7            | 31.1                          | 29.4               | 29.7         | 31.2         | 31.0         | 33.3            |  |
| <b>YEAR HOUSEHOLDER MOVED INTO UNIT</b>        |                              |                    |              |              |              |                 |                               |                    |              |              |              |                 |  |
| 1979 to March 1980                             | 35 933                       | 12 162             | 5 626        | 5 361        | 6 958        | 5 826           | 106 049                       | 14 033             | 23 248       | 23 488       | 25 813       | 19 467          |  |
| 1975 to 1978                                   | 59 993                       | 12 976             | 10 826       | 10 613       | 14 620       | 10 958          | 53 264                        | 4 061              | 10 484       | 11 822       | 14 820       | 12 077          |  |
| 1970 to 1974                                   | 36 011                       | -                  | 11 538       | 7 821        | 10 010       | 6 642           | 14 241                        | -                  | 3 448        | 3 390        | 3 767        | 3 636           |  |
| 1960 to 1969                                   | 43 159                       | -                  | -            | 16 937       | 16 502       | 9 720           | 7 902                         | -                  | -            | 2 312        | 2 855        | 2 735           |  |
| 1959 or earlier                                | 41 719                       | -                  | -            | -            | 22 594       | 19 125          | 3 324                         | -                  | -            | -            | 1 294        | 2 030           |  |
| <b>ROOMS</b>                                   |                              |                    |              |              |              |                 |                               |                    |              |              |              |                 |  |
| 1 room   | 300                          | 74                 | 45           | 62           | 58           | 61              | 9 135                         | 524                | 1 520        | 1 966        | 1 920        | 3 205           |  |
| 2 rooms  | 1 102                        | 114                | 233          | 297          | 302          | 156             | 19 811                        | 2 146              | 3 670        | 4 994        | 4 235        | 4 766           |  |
| 3 rooms  | 5 952                        | 555                | 1 229        | 1 399        | 1 420        | 1 349           | 48 278                        | 5 245              | 11 003       | 11 552       | 10 820       | 9 658           |  |
| 4 rooms  | 27 630                       | 2 472              | 3 686        | 4 027        | 10 535       | 6 910           | 54 662                        | 5 320              | 12 026       | 12 549       | 15 486       | 9 281           |  |
| 5 rooms  | 42 824                       | 3 367              | 3 784        | 5 211        | 16 912       | 13 550          | 27 997                        | 2 517              | 5 055        | 5 517        | 8 281        | 6 627           |  |
| 6 rooms  | 38 703                       | 4 394              | 3 710        | 5 625        | 14 506       | 10 468          | 12 052                        | 1 106              | 1 865        | 1 886        | 3 883        | 3 312           |  |
| 7 or more rooms                                | 100 304                      | 14 162             | 15 303       | 24 111       | 26 951       | 19 777          | 12 845                        | 1 236              | 2 041        | 2 548        | 3 924        | 3 096           |  |
| Median   | 6.3                          | 6.8                | 6.8          | 7.0          | 5.9          | 5.9             | 3.8                           | 3.7                | 3.7          | 3.7          | 4.0          | 3.8             |  |
| <b>PLUMBING FACILITIES BY PERSONS PER ROOM</b> |                              |                    |              |              |              |                 |                               |                    |              |              |              |                 |  |
| Complete plumbing for exclusive use            | 216 319                      | 25 095             | 27 940       | 40 637       | 70 574       | 52 073          | 180 007                       | 17 719             | 36 683       | 40 417       | 47 725       | 37 463          |  |
| 0.50 or less                                   | 167 437                      | 19 179             | 20 760       | 31 519       | 54 066       | 41 913          | 116 159                       | 12 006             | 23 536       | 25 870       | 29 613       | 25 134          |  |
| 0.51 to 1.00                                   | 45 847                       | 5 711              | 6 827        | 8 672        | 15 198       | 9 439           | 56 577                        | 5 174              | 11 877       | 13 117       | 15 736       | 10 673          |  |
| 1.01 to 1.50                                   | 2 557                        | 153                | 302          | 372          | 1 092        | 638             | 4 848                         | 364                | 886          | 902          | 1 696        | 1 000           |  |
| 1.51 or more                                   | 478                          | 52                 | 51           | 74           | 218          | 83              | 2 423                         | 175                | 384          | 528          | 680          | 656             |  |
| Lacking complete plumbing for exclusive use    | 496                          | 43                 | 50           | 95           | 110          | 198             | 4 773                         | 375                | 497          | 595          | 824          | 2 482           |  |
| 0.50 or less                                   | 322                          | 33                 | 36           | 80           | 45           | 128             | 2 326                         | 267                | 275          | 294          | 395          | 1 095           |  |
| 0.51 to 1.00                                   | 140                          | 10                 | 10           | 8            | 52           | 60              | 2 098                         | 84                 | 172          | 252          | 353          | 1 237           |  |
| 1.01 to 1.50                                   | 21                           | -                  | 4            | -            | 13           | 4               | 135                           | 8                  | 28           | 35           | 52           | 12              |  |
| 1.51 or more                                   | 13                           | -                  | -            | 7            | -            | 6               | 214                           | 16                 | 22           | 14           | 24           | 138             |  |
| <b>PERSONS IN UNIT</b>                         |                              |                    |              |              |              |                 |                               |                    |              |              |              |                 |  |
| 1 person                                       | 42 999                       | 3 985              | 4 876        | 6 637        | 13 091       | 14 410          | 81 024                        | 7 909              | 16 049       | 18 217       | 19 119       | 19 730          |  |
| 2 persons                                      | 77 560                       | 7 525              | 7 957        | 13 758       | 28 831       | 19 489          | 55 097                        | 6 072              | 11 937       | 12 515       | 13 743       | 10 830          |  |
| 3 persons                                      | 38 121                       | 4 971              | 5 145        | 7 541        | 12 321       | 8 143           | 23 491                        | 1 925              | 4 653        | 5 290        | 7 101        | 4 522           |  |
| 4 persons                                      | 33 958                       | 5 592              | 5 716        | 7 539        | 9 534        | 5 577           | 14 008                        | 1 262              | 2 722        | 2 848        | 4 752        | 2 424           |  |
| 5 persons                                      | 15 258                       | 2 152              | 2 914        | 3 454        | 4 204        | 2 534           | 6 278                         | 505                | 1 071        | 1 343        | 2 105        | 1 254           |  |
| 6 or more persons                              | 8 919                        | 913                | 1 382        | 1 803        | 2 703        | 2 118           | 4 882                         | 421                | 748          | 799          | 1 729        | 1 185           |  |
| Median   | 2.34                         | 2.71               | 2.73         | 2.50         | 2.27         | 2.10            | 1.71                          | 1.69               | 1.71         | 1.68         | 1.88         | 1.52            |  |
| Total persons                                  | 588 152                      | 73 624             | 84 366       | 116 640      | 185 926      | 127 596         | 378 401                       | 35 510             | 73 294       | 81 818       | 109 138      | 78 641          |  |
| <b>UNITS IN STRUCTURE</b>                      |                              |                    |              |              |              |                 |                               |                    |              |              |              |                 |  |
| 1 detached or attached                         | 191 801                      | 20 440             | 20 853       | 34 539       | 67 498       | 48 471          | 48 428                        | 2 563              | 4 095        | 7 255        | 20 084       | 14 431          |  |
| 2  | 4 016                        | 92                 | 190          | 313          | 1 462        | 1 959           | 13 538                        | 444                | 806          | 2 007        | 5 257        | 5 024           |  |
| 3 and 4  | 2 517                        | 459                | 713          | 279          | 296          | 770             | 16 274                        | 1 507              | 2 849        | 2 692        | 4 573        | 4 653           |  |
| 5 to 9   | 1 988                        | 599                | 419          | 380          | 169          | 421             | 16 175                        | 1 708              | 2 752        | 2 389        | 4 370        | 4 956           |  |
| 10 to 49                                       | 7 687                        | 1 332              | 2 793        | 2 450        | 550          | 562             | 57 998                        | 6 780              | 15 239       | 15 833       | 11 234       | 8 912           |  |
| 50 or more                                     | 3 332                        | 774                | 957          | 1 249        | 287          | 65              | 30 900                        | 4 856              | 10 943       | 10 388       | 2 797        | 1 916           |  |
| Mobile home or trailer, etc.                   | 5 474                        | 1 442              | 2 065        | 1 522        | 422          | 23              | 1 467                         | 236                | 496          | 448          | 234          | 53              |  |
| <b>SELECTED CHARACTERISTICS</b>                |                              |                    |              |              |              |                 |                               |                    |              |              |              |                 |  |
| Heating equipment                              | 216 778                      | 25 132             | 27 990       | 40 724       | 70 661       | 52 271          | 184 583                       | 18 094             | 37 161       | 40 972       | 48 476       | 39 880          |  |
| Steam or hot water system                      | 25 739                       | 1 646              | 2 826        | 7 073        | 5 584        | 8 610           | 59 866                        | 5 818              | 13 067       | 14 794       | 11 598       | 14 589          |  |
| Central warm-air furnace or electric heat pump | 175 981                      | 21 346             | 24 415       | 32 456       | 59 790       | 37 974          | 99 741                        | 9 836              | 20 229       | 21 198       | 29 403       | 19 075          |  |
| Other built-in electric units                  | 2 746                        | 1 725              | 230          | 198          | 382          | 211             | 10 199                        | 2 022              | 2 854        | 3 127        | 1 456        | 740             |  |
| Floor, wall, or pipeless furnace               | 5 335                        | 71                 | 188          | 349          | 2 414        | 2 313           | 5 733                         | 149                | 500          | 809          | 2 408        | 1 867           |  |
| Other means                                    | 6 977                        | 344                | 331          | 648          | 2 491        | 3 163           | 9 044                         | 269                | 511          | 1 044        | 3 611        | 3 609           |  |
| Air conditioning                               | 62 327                       | 8 615              | 11 569       | 14 088       | 18 511       | 9 544           | 71 193                        | 11 356             | 25 155       | 21 508       | 9 170        | 4 004           |  |
| Central system                                 | 30 864                       | 6 747              | 7 728        | 7 591        | 6 526        | 2 272           | 31 689                        | 5 461              | 12 763       | 9 150        | 3 364        | 951             |  |
| 1 or more individual room units                | 31 463                       | 1 868              | 3 841        | 6 497        | 11 985       | 7 272           | 39 504                        | 5 895              | 12 392       | 12 358       | 5 806        | 3 053           |  |
| House heating fuel                             | 216 778                      | 25 132             | 27 990       | 40 724       | 70 661       | 52 271          | 184 583                       | 18 094             | 37 161       | 40 972       | 48 476       | 39 880          |  |
| Utility gas                                    | 205 810                      | 21 167             | 26 099       | 39 108       | 68 488       | 50 948          | 152 436                       | 12 721             | 27 851       | 32 148       | 42 823       | 36 893          |  |
| Bottled, tank, or LP gas                       | 1 240                        | 160                | 256          | 335          | 302          | 187             | 1 750                         | 176                | 383          | 457          | 401          | 333             |  |
| Electricity                                    | 8 054                        | 3 547              | 1 441        | 1 005        | 1 396        | 665             | 26 933                        | 4 904              | 8 200        | 7 527        | 4 538        | 1 764           |  |
| Fuel oil, kerosene, etc.                       | 213                          | 7                  | 88           | 61           | 37           | 20              | 1 696                         | 117                | 326          | 421          | 389          | 443             |  |
| Other  | 1 461                        | 251                | 106          | 215          | 438          | 451             | 1 768                         | 176                | 401          | 419          | 325          | 447             |  |
| Income in 1979 below poverty level             | 12 689                       | 649                | 1 318        | 1 758        | 4 518        | 4 446           | 41 416                        | 3 369              | 7 334        | 8 230        | 11 776       | 10 707          |  |
| Percent below poverty level                    | 5.9                          | 2.6                | 4.7          | 4.3          | 6.4          | 8.5             | 22.4                          | 18.6               | 19.7         | 20.1         | 24.3         | 26.8            |  |
| <b>HOUSEHOLD INCOME IN 1979</b>                |                              |                    |              |              |              |                 |                               |                    |              |              |              |                 |  |
| Less than \$5,000                              | 14 750                       | 615                | 1 203        | 1 869        | 5 028        | 6 035           | 41 040                        | 3 572              | 7 226        | 8 123        | 10 876       | 11 243          |  |
| \$5,000 to \$9,999                             | 24 244                       | 1 190              | 2 126        | 3 498        | 8 306        | 9 124           | 46 239                        | 3 844              | 8 859        | 10 242       | 12 298       | 10 996          |  |
| \$10,000 to \$14,999                           |                              |                    |              |              |              |                 |                               |                    |              |              |              |                 |  |

Table C-8. Units in Structure for Owner- and Renter-Occupied Housing Units: 1980

[Data are estimates based on a sample, see Introduction. For meaning of symbols, see Introduction. For definitions of terms, see appendixes A and B]

| Central Cities of SMSA's                           | Owner-occupied housing units |                              |                 |                              | Renter-occupied housing units |                              |          |               |              |                |                  |                              |
|--|------------------------------|------------------------------|-----------------|------------------------------|-------------------------------|------------------------------|----------|---------------|--------------|----------------|------------------|------------------------------|
|  | Total                        | 1 unit, detached or attached | 2 or more units | Mobile home or trailer, etc. | Total                         | 1 unit, detached or attached | 2 units  | 3 and 4 units | 5 to 9 units | 10 to 49 units | 50 or more units | Mobile home or trailer, etc. |
| Occupied housing units                             | 216 815                      | 191 801                      | 19 540          | 5 474                        | 184 780                       | 48 428                       | 13 538   | 16 274        | 16 175       | 57 998         | 30 900           | 1 467                        |
| Condominium housing units                          | 14 835                       | 3 191                        | 11 644          | -                            | 5 015                         | 592                          | 25       | 509           | 525          | 2 000          | 1 364            | -                            |
| <b>HOUSEHOLD TYPE AND AGE OF HOUSEHOLDER</b>       |                              |                              |                 |                              |                               |                              |          |               |              |                |                  |                              |
| <b>Married-couple families</b>                     | 144 399                      | 134 429                      | 7 268           | 2 702                        | 50 867                        | 20 220                       | 3 807    | 4 534         | 3 556        | 12 191         | 6 109            | 450                          |
| 15 to 24 years                                     | 3 382                        | 2 814                        | 252             | 316                          | 11 385                        | 3 077                        | 793      | 1 153         | 873          | 3 685          | 1 631            | 173                          |
| 25 to 34 years                                     | 32 298                       | 30 254                       | 1 308           | 736                          | 20 354                        | 8 624                        | 1 766    | 2 128         | 1 550        | 4 490          | 1 666            | 130                          |
| 35 to 44 years                                     | 28 643                       | 27 617                       | 719             | 307                          | 6 480                         | 3 596                        | 437      | 458           | 490          | 1 136          | 317              | 46                           |
| 45 to 64 years                                     | 56 207                       | 52 927                       | 2 454           | 826                          | 7 443                         | 3 553                        | 430      | 439           | 408          | 1 522          | 1 038            | 53                           |
| 65 years and over                                  | 23 869                       | 20 817                       | 2 535           | 517                          | 5 205                         | 1 370                        | 381      | 356           | 235          | 1 358          | 1 457            | 48                           |
| <b>Male householder, no wife present</b>           | 24 017                       | 18 379                       | 4 497           | 1 141                        | 56 958                        | 11 747                       | 3 877    | 4 722         | 5 471        | 21 292         | 9 372            | 477                          |
| 15 to 24 years                                     | 2 231                        | 1 389                        | 590             | 252                          | 17 028                        | 3 665                        | 1 295    | 1 370         | 1 553        | 6 376          | 2 564            | 205                          |
| 25 to 34 years                                     | 8 588                        | 6 595                        | 1 724           | 269                          | 21 996                        | 5 127                        | 1 640    | 2 075         | 2 278        | 8 012          | 2 704            | 160                          |
| 35 to 44 years                                     | 4 003                        | 3 026                        | 772             | 205                          | 6 249                         | 1 205                        | 395      | 428           | 512          | 2 494          | 1 174            | 41                           |
| 45 to 64 years                                     | 5 462                        | 4 216                        | 971             | 275                          | 7 824                         | 1 209                        | 367      | 556           | 750          | 3 171          | 1 723            | 48                           |
| 65 years and over                                  | 3 733                        | 3 153                        | 440             | 140                          | 3 861                         | 541                          | 180      | 293           | 378          | 1 239          | 1 207            | 23                           |
| <b>Female householder, no husband present</b>      | 48 399                       | 38 993                       | 7 775           | 1 631                        | 76 955                        | 16 461                       | 5 854    | 7 018         | 7 148        | 24 515         | 15 419           | 540                          |
| 15 to 24 years                                     | 1 323                        | 795                          | 373             | 155                          | 17 864                        | 3 244                        | 1 539    | 1 632         | 1 894        | 6 844          | 2 601            | 110                          |
| 25 to 34 years                                     | 7 250                        | 5 422                        | 1 554           | 274                          | 22 718                        | 5 896                        | 1 751    | 2 693         | 2 371        | 7 227          | 2 629            | 151                          |
| 35 to 44 years                                     | 6 716                        | 5 817                        | 749             | 150                          | 7 519                         | 2 512                        | 707      | 725           | 660          | 1 888          | 947              | 80                           |
| 45 to 64 years                                     | 14 886                       | 12 486                       | 1 891           | 509                          | 11 483                        | 2 693                        | 894      | 1 016         | 958          | 3 704          | 2 113            | 105                          |
| 65 years and over                                  | 18 224                       | 14 473                       | 3 208           | 543                          | 17 371                        | 2 116                        | 963      | 952           | 1 265        | 4 852          | 7 129            | 94                           |
| Median age   | 48.9                         | 48.6                         | 52.8            | 46.1                         | 31.1                          | 31.6                         | 29.9     | 29.5          | 29.8         | 29.7           | 41.0             | 29.0                         |
| <b>YEAR HOUSEHOLDER MOVED INTO UNIT</b>            |                              |                              |                 |                              |                               |                              |          |               |              |                |                  |                              |
| 1979 to March 1980                                 | 35 933                       | 28 184                       | 6 043           | 1 706                        | 106 049                       | 25 925                       | 7 412    | 9 613         | 9 493        | 36 207         | 16 449           | 950                          |
| 1975 to 1978                                       | 59 993                       | 51 962                       | 5 965           | 2 066                        | 53 264                        | 15 036                       | 4 086    | 4 663         | 4 610        | 15 492         | 9 031            | 346                          |
| 1970 to 1974                                       | 36 011                       | 31 898                       | 3 023           | 1 090                        | 14 241                        | 3 697                        | 1 069    | 1 112         | 1 059        | 3 470          | 3 724            | 110                          |
| 1960 to 1969                                       | 43 159                       | 40 045                       | 2 575           | 539                          | 7 902                         | 2 383                        | 652      | 575           | 654          | 2 086          | 1 514            | 38                           |
| 1959 or earlier                                    | 41 719                       | 39 712                       | 1 934           | 73                           | 3 324                         | 1 387                        | 319      | 311           | 359          | 743            | 182              | 23                           |
| <b>ROOMS</b>                                       |                              |                              |                 |                              |                               |                              |          |               |              |                |                  |                              |
| 1 room   | 300                          | 88                           | 164             | 48                           | 9 135                         | 312                          | 207      | 487           | 528          | 4 225          | 3 302            | 74                           |
| 2 rooms  | 1 102                        | 422                          | 548             | 132                          | 19 811                        | 1 329                        | 672      | 1 411         | 2 061        | 9 215          | 5 046            | 77                           |
| 3 rooms  | 5 952                        | 2 570                        | 2 765           | 617                          | 48 278                        | 4 548                        | 2 469    | 3 505         | 4 771        | 21 047         | 11 569           | 369                          |
| 4 rooms  | 27 630                       | 18 809                       | 6 221           | 2 600                        | 54 662                        | 11 994                       | 5 467    | 6 774         | 5 328        | 16 721         | 7 733            | 645                          |
| 5 rooms  | 42 824                       | 36 554                       | 4 664           | 1 606                        | 27 997                        | 11 867                       | 2 764    | 2 633         | 2 381        | 5 394          | 2 693            | 265                          |
| 6 rooms  | 38 703                       | 36 016                       | 2 373           | 314                          | 12 052                        | 7 690                        | 1 205    | 901           | 787          | 1 014          | 429              | 26                           |
| 7 or more rooms                                    | 100 304                      | 97 342                       | 2 805           | 157                          | 12 845                        | 10 688                       | 754      | 563           | 319          | 382            | 128              | 11                           |
| Median   | 6.3                          | 6.5                          | 4.5             | 4.2                          | 3.8                           | 5.0                          | 4.1      | 3.9           | 3.6          | 3.2            | 3.1              | 3.8                          |
| <b>PLUMBING FACILITIES BY PERSONS PER ROOM</b>     |                              |                              |                 |                              |                               |                              |          |               |              |                |                  |                              |
| <b>Complete plumbing for exclusive use</b>         | 216 319                      | 191 629                      | 19 221          | 5 469                        | 180 007                       | 48 347                       | 13 198   | 15 690        | 15 383       | 56 042         | 29 895           | 1 452                        |
| 0.50 or less                                       | 167 437                      | 147 587                      | 16 047          | 3 803                        | 116 159                       | 28 923                       | 8 528    | 9 929         | 9 870        | 37 402         | 20 657           | 850                          |
| 0.51 to 1.00                                       | 45 847                       | 41 408                       | 2 972           | 1 467                        | 56 577                        | 17 076                       | 4 153    | 5 076         | 4 754        | 16 615         | 8 455            | 448                          |
| 1.01 to 1.50                                       | 2 557                        | 2 234                        | 170             | 153                          | 4 848                         | 1 855                        | 356      | 496           | 526          | 1 085          | 429              | 101                          |
| 1.51 or more                                       | 478                          | 400                          | 32              | 46                           | 2 423                         | 493                          | 161      | 189           | 233          | 940            | 354              | 53                           |
| <b>Locking complete plumbing for exclusive use</b> | 496                          | 172                          | 319             | 5                            | 4 773                         | 81                           | 340      | 584           | 792          | 1 956          | 1 005            | 15                           |
| 0.50 or less                                       | 322                          | 90                           | 227             | 5                            | 2 326                         | 48                           | 167      | 306           | 524          | 874            | 407              | -                            |
| 0.51 to 1.00                                       | 140                          | 64                           | 76              | -                            | 2 098                         | 16                           | 138      | 224           | 208          | 956            | 547              | 9                            |
| 1.01 to 1.50                                       | 21                           | 12                           | 9               | -                            | 135                           | 6                            | 16       | 27            | 33           | 46             | 7                | -                            |
| 1.51 or more                                       | 13                           | 6                            | 7               | -                            | 214                           | 11                           | 19       | 27            | 27           | 80             | 44               | 6                            |
| <b>BEDROOMS</b>                                    |                              |                              |                 |                              |                               |                              |          |               |              |                |                  |                              |
| None   | 501                          | 198                          | 255             | 48                           | 12 898                        | 610                          | 310      | 685           | 921          | 6 038          | 4 252            | 82                           |
| 1  | 10 284                       | 5 317                        | 4 344           | 623                          | 73 586                        | 7 639                        | 3 836    | 5 697         | 7 657        | 31 397         | 17 047           | 313                          |
| 2  | 63 196                       | 49 644                       | 10 125          | 3 427                        | 68 339                        | 19 225                       | 7 126    | 8 029         | 5 810        | 18 501         | 8 762            | 886                          |
| 3  | 80 836                       | 76 249                       | 3 237           | 1 350                        | 21 368                        | 14 058                       | 1 784    | 1 393         | 1 465        | 1 760          | 722              | 186                          |
| 4  | 48 013                       | 46 828                       | 1 159           | 26                           | 6 633                         | 5 190                        | 383      | 426           | 267          | 262            | 105              | -                            |
| 5 or more  | 13 985                       | 13 565                       | 420             | -                            | 1 956                         | 1 706                        | 99       | 44            | 55           | 40             | 12               | -                            |
| <b>HOUSEHOLD INCOME IN 1979</b>                    |                              |                              |                 |                              |                               |                              |          |               |              |                |                  |                              |
| Less than \$5,000                                  | 14 750                       | 12 405                       | 1 518           | 827                          | 41 040                        | 8 227                        | 2 678    | 3 644         | 4 368        | 13 250         | 8 432            | 441                          |
| \$5,000 to \$9,999                                 | 24 244                       | 20 128                       | 2 721           | 1 395                        | 46 239                        | 10 063                       | 3 558    | 4 102         | 4 550        | 16 139         | 7 424            | 403                          |
| \$10,000 to \$12,499                               | 14 329                       | 11 793                       | 1 808           | 728                          | 22 251                        | 5 339                        | 1 742    | 2 149         | 2 076        | 7 501          | 3 218            | 226                          |
| \$12,500 to \$14,999                               | 14 033                       | 11 669                       | 1 728           | 636                          | 17 439                        | 4 633                        | 1 231    | 1 769         | 1 503        | 5 619          | 2 579            | 105                          |
| \$15,000 to \$19,999                               | 32 587                       | 28 378                       | 3 317           | 892                          | 25 617                        | 7 917                        | 1 950    | 2 311         | 1 761        | 7 587          | 3 931            | 160                          |
| \$20,000 to \$24,999                               | 31 769                       | 28 945                       | 2 302           | 522                          | 14 104                        | 4 809                        | 1 180    | 1 100         | 990          | 3 854          | 2 113            | 58                           |
| \$25,000 to \$34,999                               | 43 417                       | 39 959                       | 3 053           | 405                          | 12 181                        | 4 989                        | 927      | 805           | 666          | 2 869          | 1 891            | 34                           |
| \$35,000 to \$49,999                               | 26 487                       | 24 561                       | 1 882           | 44                           | 4 032                         | 1 708                        | 204      | 269           | 192          | 817            | 834              | 8                            |
| \$50,000 or more                                   | 15 199                       | 13 963                       | 1 211           | 25                           | 1 877                         | 743                          | 68       | 125           | 69           | 362            | 478              | 32                           |
| Median   | \$21 223                     | \$21 837                     | \$17 752        | \$11 769                     | \$10 574                      | \$12 816                     | \$10 765 | \$10 455      | \$9 066      | \$9 879        | \$9 696          | \$8 619                      |
| Mean   | \$24 974                     | \$25 500                     | \$23 145        | \$13 077                     | \$12 746                      | \$14 999                     | \$12 540 | \$12 026      | \$10 612     | \$11 679       | \$12 602         | \$16 979                     |
| <b>SELECTED CHARACTERISTICS</b>                    |                              |                              |                 |                              |                               |                              |          |               |              |                |                  |                              |
| <b>Heating equipment</b>                           | 216 778                      | 191 772                      | 19 532          | 5 474                        | 184 583                       | 48 384                       | 13 525   | 16 259        | 16 163       | 57 908         | 30 887           | 1 457                        |
| Steam or hot water system                          | 25 739                       | 19 267                       | 6 451           | 21                           | 59 866                        | 3 870                        | 1 507    | 4 122         | 5 517        | 30 669         | 14 106           | 75                           |
| Central warm-air furnace or electric heat pump     | 175 981                      | 159 284                      | 11 851          | 4 846                        | 99 741                        | 36 581                       | 10 158   | 9 779         | 8 025        | 20 891         | 13 140           | 1 167                        |
| Other built-in electric units                      | 2 746                        | 2 110                        | 580             | 56                           | 10 199                        | 1 144                        | 335      | 765           | 964          | 4 132          | 2 814            | 45                           |
| Floor, wall, or pipeless furnace                   | 5 335                        | 4 864                        | 280             | 191                          | 5 733                         | 2 739                        | 443      | 531           | 541          | 931            | 495              | 53                           |
| Other means  | 6 977                        | 6 247                        | 370             | 360                          | 9 044                         | 4 050                        | 1 082    | 1 062         | 1 116        | 1 285          | 332              | 117                          |
| <b>Air conditioning</b>                            | 62 327                       | 46 950                       | 12 636          | 2 741                        | 71 193                        | 6 404                        | 1 397    | 3 283         | 4 150        | 34 321         | 20 986           | 652                          |
| Central system                                     | 30 864                       | 21 966                       | 7 475           | 1 423                        | 31 689                        | 2 571                        | 478      | 1 387         | 1 908        | 12 958         | 12 101           | 286                          |
| <b>Vehicles available</b>                          | 206 404                      | 183 329                      | 17 963          | 5 112                        | 146 501                       | 41 940                       | 11 416   | 13 245        | 12 501       | 44 286         | 21 837           | 1 276                        |
| 1  | 64 893                       | 52 422                       | 9 929           | 2 542                        | 93 676                        | 20 220                       | 6 904    | 8 666         | 9 036        | 32 144         | 15 839           | 867                          |
| 2 or more  | 141 511                      | 130 907                      | 8 034           | 2 570                        | 52 825                        | 21 720                       | 4 512    | 4 579         | 3 465        | 12 142         | 5 998            | 409                          |
| <b>House heating fuel</b>                          | 216 778                      | 191 772                      | 19 532          | 5 474                        | 184 583                       | 48 384                       | 13 525   | 16 259        | 16 163       | 57 908         | 30 887           | 1 457                        |
| Utility gas  | 205 810                      | 183 686                      | 17 289          | 4 835                        | 152 436                       | 43 773                       | 12 272   | 13 950        | 13 502       | 45 273         | 22 529           | 1 137                        |
| Bottled, tank, or LP gas                           | 1 240                        | 641                          | 176             | 423                          | 1 750                         | 339                          | 104      | 128           | 164          | 512            | 359              | 144                          |
| Electricity  | 8 054                        | 6 080                        | 1 848           | 126                          | 26 933                        | 4 022                        | 1 060    | 1 932         | 2 180        | 10 491         | 7 085            | 163                          |
| Fuel oil, kerosene, etc.                           | 213                          | 43                           | 119             | 51                           | 1 696                         | 79                           | 59       | 117           | 146          | 753            | 534              | 8                            |
| Other  | 1 461                        | 1 322                        | 100             | 39                           | 1 768                         | 171                          | 30       | 132           | 171          | 879            | 380              | 5                            |
| <b>Water heating fuel</b>                          | 216 792                      | 191 783                      | 19 540          | 5 469                        | 184 461                       | 48 390                       | 13 526   | 16 255        | 16 140       | 57 831         | 30 861           | 1                            |



Table C-9. Owner- and Renter-Occupied Housing Units by Size of Household: 1980

[Data are estimates based on a sample, see Introduction. For meaning of symbols, see Introduction. For definitions of terms, see appendixes A and B.]

| Central Cities of SMSA's  |                |               |               |               |               |               |              |              |                   |             |                |
|---|----------------|---------------|---------------|---------------|---------------|---------------|--------------|--------------|-------------------|-------------|----------------|
|   | Total          | 1 person      | 2 persons     | 3 persons     | 4 persons     | 5 persons     | 6 persons    | 7 persons    | 8 or more persons | Median      | Total persons  |
| <b>Owner-occupied housing units</b>                                   | <b>216 815</b> | <b>42 999</b> | <b>77 560</b> | <b>38 121</b> | <b>33 958</b> | <b>15 258</b> | <b>5 632</b> | <b>2 268</b> | <b>1 019</b>      | <b>2.34</b> | <b>588 152</b> |
| Nonrelatives present  | 11 668         | -             | 6 010         | 2 754         | 1 321         | 808           | 442          | 174          | 159               | 2.47        | 35 906         |
| <b>ROOMS</b>  |                |               |               |               |               |               |              |              |                   |             |                |
| 1 to 3 rooms  | 7 354          | 4 395         | 1 842         | 551           | 379           | 134           | 40           | 9            | 4                 | 1.34        | 12 586         |
| 4 rooms   | 27 630         | 11 076        | 11 458        | 2 942         | 1 334         | 587           | 156          | 42           | 35                | 1.74        | 52 961         |
| 5 rooms   | 42 824         | 12 100        | 18 397        | 6 476         | 3 589         | 1 415         | 574          | 209          | 64                | 2.01        | 95 624         |
| 6 rooms   | 38 703         | 6 909         | 15 628        | 7 391         | 5 472         | 2 165         | 725          | 331          | 82                | 2.30        | 101 096        |
| 7 rooms   | 34 959         | 3 838         | 12 533        | 7 188         | 6 909         | 2 912         | 975          | 454          | 150               | 2.65        | 103 299        |
| 8 or more rooms   | 65 345         | 4 681         | 17 702        | 13 573        | 16 275        | 8 045         | 3 162        | 1 223        | 684               | 3.26        | 222 586        |
| Median  | 6.3            | 5.0           | 6.0           | 6.7           | 7.4           | 7.6           | 7.8          | 7.7          | 8.5+              | ...         | ...            |
| <b>PLUMBING FACILITIES BY PERSONS PER ROOM</b>                        |                |               |               |               |               |               |              |              |                   |             |                |
| Complete plumbing for exclusive use                                   | 216 319        | 42 816        | 77 412        | 38 065        | 33 895        | 15 254        | 5 606        | 2 265        | 1 006             | 2.34        | 586 747        |
| 1.00 or less  | 213 284        | 42 816        | 77 394        | 37 929        | 33 526        | 14 533        | 4 853        | 1 674        | 559               | 2.32        | 568 900        |
| 1.01 to 1.50  | 2 557          | -             | -             | 101           | 284           | 587           | 713          | 540          | 332               | 5.93        | 15 084         |
| 1.51 or more  | 478            | -             | 18            | 35            | 85            | 134           | 40           | 51           | 115               | 5.25        | 2 753          |
| Lacking complete plumbing for exclusive use                           | 496            | 183           | 148           | 56            | 63            | 4             | 26           | 3            | 13                | 1.94        | 1 408          |
| 1.00 or less  | 462            | 183           | 148           | 56            | 53            | 4             | 9            | 3            | 6                 | 1.82        | 1 177          |
| 1.01 to 1.50  | 21             | -             | -             | -             | 4             | -             | 17           | -            | -                 | 5.88        | 144            |
| 1.51 or more  | 13             | -             | -             | -             | 6             | -             | -            | -            | 7                 | 7.57        | 87             |
| <b>UNITS IN STRUCTURE</b>   |                |               |               |               |               |               |              |              |                   |             |                |
| 1, detached or attached   | 191 801        | 32 068        | 68 632        | 35 559        | 32 586        | 14 583        | 5 299        | 2 141        | 933               | 2.43        | 532 881        |
| 2 or more   | 19 540         | 9 004         | 6 944         | 1 802         | 918           | 431           | 253          | 110          | 78                | 1.61        | 42 403         |
| Mobile home or trailer, etc.  | 5 474          | 1 927         | 1 984         | 760           | 454           | 244           | 80           | 17           | 8                 | 1.91        | 12 868         |
| <b>VALUE</b>  |                |               |               |               |               |               |              |              |                   |             |                |
| Specified owner-occupied housing units                                | 179 926        | 29 291        | 64 269        | 33 621        | 30 984        | 13 886        | 5 012        | 1 965        | 898               | 2.44        | 497 756        |
| Less than \$10,000  | 971            | 361           | 406           | 120           | 25            | 32            | 21           | 6            | -                 | 1.81        | 1 994          |
| \$10,000 to \$19,999  | 4 281          | 1 499         | 1 687         | 491           | 244           | 202           | 98           | 39           | 21                | 1.88        | 9 316          |
| \$20,000 to \$29,999  | 11 108         | 3 352         | 3 847         | 1 737         | 1 141         | 520           | 296          | 162          | 53                | 2.07        | 24 848         |
| \$30,000 to \$39,999  | 17 160         | 4 185         | 6 261         | 2 886         | 2 102         | 989           | 446          | 200          | 91                | 2.20        | 42 341         |
| \$40,000 to \$49,999  | 27 390         | 5 181         | 10 107        | 4 594         | 4 260         | 2 071         | 712          | 322          | 143               | 2.34        | 72 386         |
| \$50,000 to \$59,999  | 30 438         | 4 848         | 11 040        | 5 859         | 5 044         | 2 280         | 889          | 322          | 156               | 2.44        | 84 585         |
| \$60,000 to \$79,999  | 50 154         | 6 385         | 17 577        | 10 365        | 9 554         | 4 163         | 1 346        | 540          | 224               | 2.61        | 145 152        |
| \$80,000 to \$99,999  | 19 964         | 2 057         | 6 933         | 4 043         | 4 306         | 1 759         | 495          | 242          | 129               | 2.75        | 59 315         |
| \$100,000 to \$149,999  | 13 135         | 1 056         | 4 604         | 2 554         | 3 061         | 1 272         | 463          | 84           | 41                | 2.86        | 40 865         |
| \$150,000 or more   | 5 325          | 367           | 1 807         | 972           | 1 247         | 598           | 246          | 48           | 40                | 3.00        | 16 954         |
| Median  | \$59 500       | \$50 100      | \$58 700      | \$61 800      | \$64 800      | \$63 100      | \$60 500     | \$58 100     | \$58 600          | ...         | ...            |
| <b>SELECTED CHARACTERISTICS</b>                                       |                |               |               |               |               |               |              |              |                   |             |                |
| All income levels in 1979   | 216 815        | 42 999        | 77 560        | 38 121        | 33 958        | 15 258        | 5 632        | 2 268        | 1 019             | 2.34        | 588 152        |
| Median income   | \$21 223       | \$11 174      | \$21 263      | \$24 703      | \$25 498      | \$25 972      | \$26 103     | \$27 587     | \$28 561          | ...         | ...            |
| Median selected monthly owner costs as percentage of household income | 18.0           | 24.7          | 15.2          | 17.4          | 18.8          | 18.8          | 17.7         | 16.6         | 15.5              | ...         | ...            |
| With a mortgage   | 20.1           | 28.6          | 19.1          | 19.3          | 19.8          | 19.7          | 18.6         | 18.1         | 17.3              | ...         | ...            |
| Not mortgaged   | 11.3           | 19.9          | 10-           | 10-           | 10-           | 10-           | 10-          | 10-          | 10-               | ...         | ...            |
| Income in 1979 below poverty level                                    | 12 689         | 5 339         | 2 892         | 1 586         | 1 220         | 876           | 488          | 185          | 103               | 1.85        | ...            |
| Median income   | \$3 328        | \$2 759       | \$3 295       | \$3 619       | \$4 824       | \$5 939       | \$6 369      | \$8 087      | \$8 869           | ...         | ...            |
| Median selected monthly owner costs as percentage of household income | 50+            | 50+           | 50+           | 50+           | 50+           | 50+           | 50+          | 49.5         | 25.4              | ...         | ...            |
| With a mortgage   | 50+            | 50+           | 50+           | 50+           | 50+           | 50+           | 50+          | 49.5         | 46.9              | ...         | ...            |
| Not mortgaged   | 43.6           | 47.2          | 40.5          | 38.4          | 26.1          | 26.0          | 28.6         | 37.0         | 17.5              | ...         | ...            |
| <b>Renter-occupied housing units</b>                                  | <b>184 780</b> | <b>81 024</b> | <b>55 097</b> | <b>23 491</b> | <b>14 008</b> | <b>6 278</b>  | <b>2 585</b> | <b>1 569</b> | <b>728</b>        | <b>1.71</b> | <b>378 401</b> |
| Nonrelatives present  | 31 935         | -             | 20 426        | 6 658         | 2 904         | 1 147         | 386          | 298          | 116               | 2.28        | 83 358         |
| <b>ROOMS</b>  |                |               |               |               |               |               |              |              |                   |             |                |
| 1 room  | 9 135          | 7 933         | 889           | 199           | 93            | 21            | -            | -            | -                 | 1.08        | 10 532         |
| 2 rooms   | 19 811         | 14 604        | 3 682         | 950           | 337           | 132           | 52           | 15           | 39                | 1.18        | 27 505         |
| 3 rooms   | 48 278         | 31 604        | 12 583        | 2 808         | 908           | 242           | 77           | 24           | 32                | 1.26        | 70 005         |
| 4 rooms   | 54 662         | 18 706        | 21 797        | 8 412         | 3 934         | 1 108         | 377          | 219          | 109               | 1.90        | 112 433        |
| 5 rooms   | 27 997         | 5 643         | 10 171        | 5 692         | 3 716         | 1 699         | 611          | 332          | 133               | 2.32        | 73 236         |
| 6 rooms   | 12 052         | 1 507         | 3 266         | 2 621         | 2 212         | 1 283         | 613          | 415          | 135               | 2.98        | 39 099         |
| 7 or more rooms   | 12 845         | 1 027         | 2 709         | 2 809         | 2 808         | 1 793         | 855          | 564          | 280               | 3.46        | 45 591         |
| Median  | 3.8            | 3.1           | 4.0           | 4.4           | 5.0           | 5.5           | 5.8          | 6.0          | 5.9               | ...         | ...            |
| <b>PLUMBING FACILITIES BY PERSONS PER ROOM</b>                        |                |               |               |               |               |               |              |              |                   |             |                |
| Complete plumbing for exclusive use                                   | 180 007        | 77 954        | 54 102        | 23 102        | 13 852        | 6 203         | 2 543        | 1 534        | 717               | 1.72        | 370 843        |
| 1.00 or less  | 172 736        | 77 954        | 53 342        | 21 990        | 12 576        | 4 754         | 1 462        | 990          | 109               | 1.66        | 335 290        |
| 1.01 to 1.50  | 4 848          | -             | -             | 925           | 886           | 1 062         | 966          | 727          | 282               | 5.08        | 24 501         |
| 1.51 or more  | 2 423          | -             | 760           | 187           | 390           | 387           | 115          | 258          | 326               | 4.18        | 11 052         |
| Lacking complete plumbing for exclusive use                           | 4 773          | 3 070         | 995           | 389           | 156           | 75            | 42           | 35           | 11                | 1.28        | 7 558          |
| 1.00 or less  | 4 424          | 3 070         | 866           | 352           | 94            | 21            | 6            | 15           | -                 | 1.22        | 6 286          |
| 1.01 to 1.50  | 135            | -             | -             | 25            | 22            | 46            | 22           | -            | -                 | 4.95        | 605            |
| 1.51 or more  | 214            | -             | 129           | 12            | 40            | 8             | 14           | -            | 11                | 2.33        | 667            |
| <b>UNITS IN STRUCTURE</b>   |                |               |               |               |               |               |              |              |                   |             |                |
| 1, detached or attached   | 48 428         | 10 492        | 14 329        | 9 658         | 7 142         | 3 733         | 1 702        | 940          | 432               | 2.46        | 135 011        |
| 2   | 13 538         | 4 578         | 4 730         | 2 160         | 1 139         | 547           | 202          | 127          | 55                | 1.96        | 30 275         |
| 3 and 4   | 16 274         | 6 390         | 5 238         | 2 485         | 1 232         | 442           | 254          | 135          | 98                | 1.83        | 34 609         |
| 5 to 9  | 16 175         | 7 814         | 4 324         | 1 930         | 1 218         | 587           | 127          | 118          | 57                | 1.56        | 31 664         |
| 10 to 49  | 57 998         | 31 889        | 17 519        | 5 246         | 2 231         | 730           | 190          | 157          | 36                | 1.41        | 96 046         |
| 50 or more  | 30 900         | 19 275        | 8 585         | 1 783         | 860           | 195           | 86           | 78           | 38                | 1.30        | 47 401         |
| Mobile home or trailer, etc.  | 1 467          | 586           | 372           | 229           | 186           | 44            | 24           | 14           | 12                | 1.90        | 3 395          |
| <b>GROSS RENT</b>   |                |               |               |               |               |               |              |              |                   |             |                |
| Specified renter-occupied housing units                               | 182 664        | 80 505        | 54 563        | 23 118        | 13 645        | 6 107         | 2 503        | 1 506        | 717               | 1.70        | 372 279        |
| Less than \$100   | 11 284         | 7 834         | 1 421         | 745           | 619           | 382           | 142          | 79           | 62                | 1.22        | 18 746         |
| \$100 to \$149  | 15 924         | 10 955        | 3 072         | 870           | 392           | 280           | 184          | 117          | 54                | 1.23        | 24 584         |
| \$150 to \$199  | 32 902         | 18 669        | 8 676         | 3 021         | 1 444         | 654           | 240          | 147          | 51                | 1.38        | 56 372         |
| \$200 to \$249  | 39 047         | 18 486        | 11 570        | 4 618         | 2 564         | 1 148         | 322          | 237          | 102               | 1.59        | 75 390         |
| \$250 to \$299  | 28 641         | 11 253        | 9 912         | 3 823         | 2 254         | 774           | 364          | 173          | 88                | 1.81        | 59 200         |
| \$300 to \$349  | 20 291         | 6 368         | 7 872         | 3 172         | 1 609         | 667           | 302          | 206          | 95                | 1.98        | 45 346         |
| \$350 to \$399  | 11 381         | 2 462         | 4 568         | 2 145         | 1 229         | 482           | 234          | 195          | 66                | 2.21        | 28 230         |
| \$400 to \$499  | 12 728         | 2 207         | 4 455         | 2 653         | 1 826         | 878           | 399          | 210          | 100               | 2.43        | 35 308         |
| \$500 or more   | 6 785          | 912           | 1 706         | 1 654         | 1 352         | 699           | 244          | 129          | 89                | 2.97        | 20 985         |
| No cash rent  | 3 681          | 1 359         | 1 311         | 417           | 356           | 143           | 72           | 13           | 10                | 1.87        | 8 118          |
| Median  | \$236          | \$205         | \$259         | \$277         | \$285         | \$283         | \$295        | \$299        | \$298             | ...         | ...            |
| <b>SELECTED CHARACTERISTICS</b>                                       |                |               |               |               |               |               |              |              |                   |             |                |
| All income levels in 1979   | 184 780        | 81 024        | 55 097        | 23 491        | 14 008        | 6 278         | 2 585        | 1 569        | 728               | 1.71        | 378 401        |
| Median income   | \$10 574       | \$7 931       | \$13 004      | \$12 202      | \$12 953      | \$13 776      | \$14 145     | \$13 421     | \$15 789          | ...         | ...            |
| Median gross rent as percentage of household income                   | 27.0           | 29.0          | 24.2          | 27.6          | 26.6          | 25.5          | 25.6         | 25.2         | 21.6              | ...         | ...            |
| Income in 1979 below poverty level                                    | 41 416         | 17 503        | 9 730         | 6 146         | 4 178         | 1 988         | 864          | 683          | 324               | 1.83        | ...            |
| Median income   | \$3 417        | \$2 609       | \$3 755       | \$4 148       | \$4 727       | \$5 669       | \$6 066      | \$6 681      | \$7 065           | ...         | ...            |
| Median gross rent as percentage of household income                   | 50+            | 50+           | 50+           | 50+           | 50+           | 49.6          | 45.7         | 50+          | 29.3              | ...         | ...            |

Table C — 10. Household Composition and Age of Householder for Owner- and Renter-Occupied Housing Units: 1980

[Data are estimates based on a sample, see Introduction. For meaning of symbols, see Introduction. For definitions of terms, see appendices A and B]

| Central Cities of SMSA's  | Married-couple families |        |                |        |                |        |                |        |                   |        | Male householder, no wife present |        |                |        |                | Female householder, no husband present |                |        |                   |        | Median age |
|---|-------------------------|--------|----------------|--------|----------------|--------|----------------|--------|-------------------|--------|-----------------------------------|--------|----------------|--------|----------------|--|----------------|--------|-------------------|--------|------------|
|   | 15 to 24 years          |        | 25 to 34 years |        | 35 to 44 years |        | 45 to 64 years |        | 65 years and over |        | 15 to 24 years                    |        | 25 to 34 years |        | 35 to 44 years |  | 45 to 64 years |        | 65 years and over |        |            |
|   | Total                   | Median | Total          | Median | Total          | Median | Total          | Median | Total             | Median | Total                             | Median | Total          | Median | Total          | Median                                 | Total          | Median | Total             | Median |            |
| <b>Owner-occupied housing units</b>   |                         |        |                |        |                |        |                |        |                   |        |                                   |        |                |        |                |  |                |        |                   |        |            |
| <b>PERSONS IN UNIT</b>  |                         |        |                |        |                |        |                |        |                   |        |                                   |        |                |        |                |  |                |        |                   |        |            |
| 1 person  | 42 999                  |        | 1 174          | 5 028  | 2 273          | 3 366  | 2 893          | 592    | 3 355             | 1 777  | 8 133                             | 14 408 | 59.1           |        |                |  |                |        |                   |        |            |
| 2 persons   | 77 560                  |        | 1 579          | 2 501  | 1 037          | 1 252  | 2 579          | 433    | 1 816             | 1 528  | 3 680                             | 2 853  | 57.5           |        |                |  |                |        |                   |        |            |
| 3 persons   | 38 121                  |        | 339            | 713    | 382            | 530    | 159            | 164    | 307               | 1 776  | 1 887                             | 1 85   | 45.4           |        |                |  |                |        |                   |        |            |
| 4 persons   | 33 958                  |        | 98             | 260    | 216            | 182    | 50             | 92     | 433               | 1 049  | 687                               | 185    | 39.1           |        |                |  |                |        |                   |        |            |
| 5 persons   | 15 258                  |        | 27             | 63     | 73             | 74     | 17             | 16     | 241               | 504    | 276                               | 46     | 40.2           |        |                |  |                |        |                   |        |            |
| 6 or more persons   | 8 919                   |        | 14             | 335    | 22             | 35     | 22             | 26     | 98                | 235    | 334                               | 45     | 43.3           |        |                |  |                |        |                   |        |            |
| Median  | 2.43                    |        | 1.45           | 1.35   | 1.38           | 1.31   | 1.15           | 1.66   | 1.65              | 2.53   | 1.42                              | 1.13   | ...            |        |                |  |                |        |                   |        |            |
| Total persons   | 588 152                 |        | 4 149          | 14 108 | 7 046          | 8 985  | 5 179          | 2 600  | 14 719            | 18 293 | 27 514                            | 22 885 | 48.9           |        |                |  |                |        |                   |        |            |
| <b>PLUMBING FACILITIES BY PERSONS PER ROOM</b>  |                         |        |                |        |                |        |                |        |                   |        |                                   |        |                |        |                |  |                |        |                   |        |            |
| Complete plumbing for exclusive use   | 216 319                 |        | 2 226          | 8 544  | 3 997          | 5 444  | 3 717          | 1 307  | 7 229             | 6 694  | 14 848                            | 18 101 | 48.8           |        |                |  |                |        |                   |        |            |
| 1.01 or more persons per room   | 3 035                   |        | 17             | 44     | 42             | 38     | 3              | 5      | 97                | 61     | 165                               | 9      | 41.1           |        |                |  |                |        |                   |        |            |
| Lacking complete plumbing for exclusive use   | 496                     |        | 5              | 44     | 202            | 18     | 16             | 16     | 21                | 22     | 38                                | 123    | 55.9           |        |                |  |                |        |                   |        |            |
| 1.01 or more persons per room   | 34                      |        | —              | —      | 4              | —      | —              | —      | —                 | 4      | 7                                 | —      | 43.3           |        |                |  |                |        |                   |        |            |
| <b>MORTGAGE STATUS AND SELECTED MONTHLY OWNER COSTS AS PERCENTAGE OF HOUSEHOLD INCOME IN 1979</b> |                         |        |                |        |                |        |                |        |                   |        |                                   |        |                |        |                |  |                |        |                   |        |            |
| <b>Specified owner-occupied housing units</b>   |                         |        |                |        |                |        |                |        |                   |        |                                   |        |                |        |                |  |                |        |                   |        |            |
| With a mortgage   | 179 926                 |        | 1 238          | 6 017  | 2 711          | 3 804  | 2 957          | 698    | 4 962             | 5 321  | 11 419                            | 13 700 | 48.6           |        |                |  |                |        |                   |        |            |
| Less than 15 percent  | 130 785                 |        | 1 072          | 5 719  | 2 500          | 2 707  | 2 688          | 584    | 4 640             | 4 806  | 7 197                             | 2 693  | 41.7           |        |                |  |                |        |                   |        |            |
| 15 to 19 percent  | 39 917                  |        | 61             | 804    | 659            | 1 062  | 52             | 52     | 360               | 516    | 1 581                             | 310    | 49.0           |        |                |  |                |        |                   |        |            |
| 20 to 24 percent  | 24 613                  |        | 150            | 1 062  | 428            | 492    | 99             | 79     | 671               | 806    | 1 273                             | 260    | 41.3           |        |                |  |                |        |                   |        |            |
| 25 to 29 percent  | 19 769                  |        | 194            | 1 091  | 452            | 310    | 60             | 50     | 671               | 734    | 885                               | 236    | 37.2           |        |                |  |                |        |                   |        |            |
| 30 to 34 percent  | 14 667                  |        | 146            | 718    | 393            | 235    | 52             | 89     | 706               | 634    | 824                               | 271    | 36.3           |        |                |  |                |        |                   |        |            |
| 35 percent or more  | 9 337                   |        | 90             | 616    | 146            | 144    | 33             | 40     | 512               | 483    | 604                               | 203    | 35.3           |        |                |  |                |        |                   |        |            |
| Not computed  | 21 907                  |        | 407            | 1 413  | 409            | 422    | 282            | 252    | 1 893             | 1 544  | 1 958                             | 1 392  | 37.6           |        |                |  |                |        |                   |        |            |
| Median  | 20.1                    |        | 29.1           | 24.5   | 21.7           | 17.7   | 27.2           | 22     | 31.1              | 27.4   | 24.0                              | 36.4   | ...            |        |                |  |                |        |                   |        |            |
| <b>Not mortgaged</b>  | 49 141                  |        | 166            | 298    | 106            | 1 097  | 2 269          | 114    | 322               | 515    | 4 222                             | 11 007 | 66.8           |        |                |  |                |        |                   |        |            |
| Less than 10 percent  | 21 799                  |        | 50             | 151    | 40             | 622    | 571            | 40     | 101               | 144    | 1 400                             | 7 739  | 62.0           |        |                |  |                |        |                   |        |            |
| 10 to 14 percent  | 9 957                   |        | 55             | 47     | 35             | 173    | 452            | 26     | 91                | 122    | 966                               | 1 969  | 68.2           |        |                |  |                |        |                   |        |            |
| 15 to 19 percent  | 5 410                   |        | 19             | 22     | 7              | 118    | 402            | 20     | 42                | 71     | 531                               | 1 648  | 70.6           |        |                |  |                |        |                   |        |            |
| 20 to 24 percent  | 3 477                   |        | 6              | —      | 17             | 35     | 246            | 4      | 30                | 38     | 333                               | 1 381  | 72.3           |        |                |  |                |        |                   |        |            |
| 25 to 29 percent  | 2 295                   |        | 8              | 19     | 13             | 24     | 187            | 7      | 9                 | 31     | 184                               | 1 133  | 73.3           |        |                |  |                |        |                   |        |            |
| 30 to 34 percent  | 1 765                   |        | —              | 6      | —              | 44     | 82             | 7      | 22                | 19     | 189                               | 926    | 72.9           |        |                |  |                |        |                   |        |            |
| 35 percent or more  | 4 096                   |        | 18             | 46     | 33             | 76     | 325            | 9      | 11                | 83     | 573                               | 2 105  | 71.8           |        |                |  |                |        |                   |        |            |
| Not computed  | 342                     |        | 10             | —      | —              | 5      | 4              | 8      | 16                | 7      | 46                                | 106    | 70.4           |        |                |  |                |        |                   |        |            |
| Median  | 11.3                    |        | 12.5           | 10.0   | 10.0           | 10.0   | 16.4           | 12.5   | 12.9              | 14.5   | 13.6                              | 20.3   | ...            |        |                |  |                |        |                   |        |            |
| <b>Renter-occupied housing units</b>  |                         |        |                |        |                |        |                |        |                   |        |                                   |        |                |        |                |  |                |        |                   |        |            |
| <b>PERSONS IN UNIT</b>  |                         |        |                |        |                |        |                |        |                   |        |                                   |        |                |        |                |  |                |        |                   |        |            |
| 1 person  | 81 024                  |        | 7 975          | 14 048 | 4 346          | 6 423  | 3 502          | 7 183  | 11 380            | 2 753  | 7 745                             | 15 669 | 35.0           |        |                |  |                |        |                   |        |            |
| 2 persons   | 55 097                  |        | 5 845          | 5 748  | 1 287          | 976    | 281            | 6 862  | 5 800             | 1 472  | 2 070                             | 1 333  | 28.4           |        |                |  |                |        |                   |        |            |
| 3 persons   | 23 491                  |        | 2 075          | 416    | 306            | 240    | 33             | 2 460  | 3 054             | 1 239  | 845                               | 244    | 28.1           |        |                |  |                |        |                   |        |            |
| 4 persons   | 14 008                  |        | 814            | 499    | 191            | 139    | 41             | 1 001  | 1 420             | 927    | 413                               | 29     | 30.0           |        |                |  |                |        |                   |        |            |
| 5 persons   | 6 278                   |        | 246            | 177    | 37             | 36     | 4              | 278    | 601               | 634    | 132                               | 68     | 33.4           |        |                |  |                |        |                   |        |            |
| 6 or more persons   | 4 882                   |        | 73             | 108    | 82             | 10     | —              | 80     | 463               | 494    | 278                               | 28     | 37.1           |        |                |  |                |        |                   |        |            |
| Median  | 1.71                    |        | 1.59           | 1.28   | 1.22           | 1.11   | 1.05           | 1.75   | 1.50              | 2.18   | 1.24                              | 1.05   | ...            |        |                |  |                |        |                   |        |            |
| Total persons   | 378 401                 |        | 30 756         | 34 079 | 9 157          | 9 745  | 4 275          | 34 012 | 43 362            | 19 210 | 18 371                            | 18 775 | 48.9           |        |                |  |                |        |                   |        |            |
| <b>PLUMBING FACILITIES BY PERSONS PER ROOM</b>  |                         |        |                |        |                |        |                |        |                   |        |                                   |        |                |        |                |  |                |        |                   |        |            |
| Complete plumbing for exclusive use   | 180 007                 |        | 16 466         | 21 325 | 6 047          | 7 163  | 3 528          | 17 452 | 22 396            | 7 406  | 11 238                            | 16 882 | 31.0           |        |                |  |                |        |                   |        |            |
| 1.01 or more persons per room   | 7 271                   |        | 409            | 285    | 119            | 70     | 21             | 480    | 658               | 539    | 218                               | 60     | 31.5           |        |                |  |                |        |                   |        |            |
| Lacking complete plumbing for exclusive use   | 4 773                   |        | 562            | 671    | 202            | 661    | 333            | 412    | 322               | 113    | 245                               | 489    | 34.6           |        |                |  |                |        |                   |        |            |
| 1.01 or more persons per room   | 349                     |        | 16             | —      | 8              | 34     | —              | 7      | 20                | 9      | 6                                 | 11     | 34.8           |        |                |  |                |        |                   |        |            |
| <b>GROSS RENT AS PERCENTAGE OF HOUSEHOLD INCOME IN 1979</b>                                       |                         |        |                |        |                |        |                |        |                   |        |                                   |        |                |        |                |  |                |        |                   |        |            |
| <b>Specified renter-occupied housing units</b>  |                         |        |                |        |                |        |                |        |                   |        |                                   |        |                |        |                |  |                |        |                   |        |            |
| Less than 15 percent  | 182 664                 |        | 16 937         | 21 864 | 6 202          | 7 757  | 3 823          | 17 790 | 22 353            | 7 394  | 11 316                            | 17 240 | 31.1           |        |                |  |                |        |                   |        |            |
| 15 to 19 percent  | 25 590                  |        | 1 578          | 3 692  | 1 849          | 2 265  | 502            | 895    | 1 832             | 778    | 1 417                             | 1 482  | 34.6           |        |                |  |                |        |                   |        |            |
| 20 to 24 percent  | 33 121                  |        | 2 408          | 4 400  | 1 215          | 1 199  | 394            | 1 536  | 3 114             | 907    | 1 551                             | 1 728  | 30.8           |        |                |  |                |        |                   |        |            |
| 25 to 29 percent  | 26 583                  |        | 2 310          | 3 629  | 759            | 579    | 579            | 1 719  | 2 821             | 936    | 1 602                             | 2 352  | 30.6           |        |                |  |                |        |                   |        |            |
| 30 to 34 percent  | 15 742                  |        | 1 519          | 1 484  | 366            | 661    | 453            | 1 954  | 2 836             | 862    | 1 231                             | 1 993  | 30.6           |        |                |  |                |        |                   |        |            |
| 35 to 49 percent  | 25 404                  |        | 2 863          | 2 427  | 592            | 550    | 316            | 1 759  | 2 406             | 677    | 1 012                             | 1 316  | 29.7           |        |                |  |                |        |                   |        |            |
| 50 percent or more  | 34 174                  |        | 4 018          | 2 874  | 693            | 1 049  | 579            | 3 121  | 3 318             | 1 998  | 1 611                             | 3 154  | 30.4           |        |                |  |                |        |                   |        |            |
| Not computed  | 6 599                   |        | 619            | 531    | 167            | 370    | 213            | 6 242  | 4 794             | 1 998  | 2 416                             | 4 413  | 29.4           |        |                |  |                |        |                   |        |            |
| Median  | 27.0                    |        | 30.8           | 23.5   | 19.8           | 21.2   | 28.6           | 38.0   | 29.2              | 30.7   | 28.5                              | 32.5   | ...            |        |                |  |                |        |                   |        |            |

Table C-11. Age and Sex of Householder in One-Person Households for Owner- and Renter-Occupied Housing Units: 1980

[Data are estimates based on a sample, see Introduction. For meaning of symbols, see Introduction. For definitions of terms, see appendixes A and B]

| Central Cities of SMSA's  | Male householder |                |                |                |                |                   |              | Female householder |                |                |                |                   |               |
|---|------------------|----------------|----------------|----------------|----------------|-------------------|--------------|--------------------|----------------|----------------|----------------|-------------------|---------------|
|   | Total            | 15 to 24 years | 25 to 34 years | 35 to 44 years | 45 to 64 years | 65 years and over | Total        | 15 to 24 years     | 25 to 34 years | 35 to 44 years | 45 to 64 years | 65 years and over |               |
| <b>Owner-occupied housing units</b> -----   | <b>42 999</b>    | <b>14 734</b>  | <b>1 174</b>   | <b>5 028</b>   | <b>2 273</b>   | <b>3 366</b>      | <b>2 893</b> | <b>28 265</b>      | <b>592</b>     | <b>3 355</b>   | <b>1 777</b>   | <b>8 133</b>      | <b>14 408</b> |
| <b>PLUMBING FACILITIES</b>  |                  |                |                |                |                |                   |              |                    |                |                |                |                   |               |
| Complete plumbing for exclusive use -----   | 42 816           | 14 682         | 1 174          | 5 001          | 2 271          | 3 353             | 2 883        | 28 134             | 592            | 3 338          | 1 768          | 8 119             | 14 317        |
| Lacking complete plumbing for exclusive use -----                                   | 183              | 52             | --             | 27             | 2              | 13                | 10           | 131                | --             | 17             | 9              | 14                | 91            |
| <b>UNITS IN STRUCTURE</b>   |                  |                |                |                |                |                   |              |                    |                |                |                |                   |               |
| 1, detached or attached -----   | 32 068           | 10 816         | 629            | 3 645          | 1 632          | 2 469             | 2 441        | 21 252             | 265            | 2 128          | 1 277          | 6 343             | 11 239        |
| 2 or more -----   | 9 004            | 3 120          | 382            | 1 178          | 522            | 706               | 332          | 5 884              | 239            | 1 094          | 426            | 1 447             | 2 678         |
| Mobile home or trailer, etc. -----  | 1 927            | 798            | 163            | 205            | 119            | 191               | 120          | 1 129              | 88             | 133            | 74             | 343               | 491           |
| <b>HOUSEHOLD INCOME IN 1979</b>   |                  |                |                |                |                |                   |              |                    |                |                |                |                   |               |
| Less than \$5,000 -----   | 9 399            | 1 725          | 264            | 257            | 118            | 296               | 790          | 7 674              | 125            | 205            | 183            | 1 530             | 5 631         |
| \$5,000 to \$9,999 -----  | 10 049           | 2 319          | 225            | 494            | 134            | 434               | 1 032        | 7 730              | 125            | 466            | 176            | 1 877             | 5 086         |
| \$10,000 to \$12,499 -----  | 4 368            | 1 312          | 263            | 388            | 155            | 244               | 262          | 3 056              | 101            | 418            | 206            | 1 038             | 1 293         |
| \$12,500 to \$14,999 -----  | 3 590            | 1 303          | 118            | 658            | 146            | 216               | 165          | 2 287              | 69             | 445            | 230            | 915               | 628           |
| \$15,000 to \$19,999 -----  | 6 476            | 2 736          | 217            | 1 226          | 466            | 610               | 217          | 3 740              | 110            | 1 112          | 407            | 1 318             | 793           |
| \$20,000 to \$24,999 -----  | 3 980            | 2 219          | 69             | 1 015          | 462            | 538               | 135          | 1 761              | 42             | 413            | 282            | 679               | 345           |
| \$25,000 to \$34,999 -----  | 3 246            | 1 812          | 18             | 660            | 481            | 527               | 126          | 1 434              | 13             | 220            | 246            | 545               | 410           |
| \$35,000 to \$49,999 -----  | 1 055            | 682            | --             | 207            | 128            | 248               | 99           | 373                | --             | 50             | 40             | 150               | 133           |
| \$50,000 or more -----  | 836              | 626            | --             | 123            | 183            | 253               | 67           | 210                | 7              | 26             | 7              | 81                | 89            |
| Median -----  | \$11 174         | \$16 211       | \$10 932       | \$17 711       | \$21 045       | \$19 135          | \$7 941      | \$9 112            | \$11 139       | \$15 512       | \$16 008       | \$11 588          | \$6 312       |
| Mean -----  | \$14 046         | \$19 279       | \$10 635       | \$19 623       | \$26 185       | \$23 393          | \$11 976     | \$11 318           | \$11 415       | \$15 735       | \$16 452       | \$13 118          | \$8 635       |
| <b>MORTGAGE STATUS AND SELECTED MONTHLY OWNER COSTS</b>                             |                  |                |                |                |                |                   |              |                    |                |                |                |                   |               |
| <b>Specified owner-occupied housing units</b> -----                                 | <b>29 291</b>    | <b>9 795</b>   | <b>552</b>     | <b>3 295</b>   | <b>1 420</b>   | <b>2 235</b>      | <b>2 293</b> | <b>19 496</b>      | <b>205</b>     | <b>1 846</b>   | <b>1 114</b>   | <b>5 715</b>      | <b>10 616</b> |
| <b>With a mortgage</b> -----  | <b>14 705</b>    | <b>6 806</b>   | <b>445</b>     | <b>3 099</b>   | <b>1 327</b>   | <b>1 454</b>      | <b>481</b>   | <b>7 899</b>       | <b>179</b>     | <b>1 735</b>   | <b>982</b>     | <b>3 115</b>      | <b>1 888</b>  |
| Less than \$200 -----   | 2 319            | 701            | 22             | 111            | 133            | 246               | 189          | 1 618              | 8              | 51             | 47             | 751               | 761           |
| \$200 to \$249 -----  | 2 191            | 655            | 25             | 149            | 128            | 257               | 96           | 1 536              | 6              | 135            | 160            | 813               | 422           |
| \$250 to \$299 -----  | 1 737            | 742            | 37             | 277            | 117            | 247               | 64           | 995                | 27             | 131            | 147            | 487               | 203           |
| \$300 to \$349 -----  | 1 618            | 760            | 77             | 384            | 117            | 129               | 53           | 858                | 6              | 252            | 171            | 284               | 145           |
| \$350 to \$399 -----  | 1 722            | 805            | 92             | 365            | 178            | 135               | 35           | 917                | 53             | 338            | 124            | 262               | 140           |
| \$400 to \$499 -----  | 2 261            | 1 269          | 108            | 669            | 291            | 167               | 34           | 992                | 59             | 358            | 122            | 311               | 142           |
| \$500 to \$599 -----  | 1 289            | 771            | 33             | 470            | 127            | 135               | 6            | 518                | 20             | 222            | 98             | 127               | 51            |
| \$600 to \$749 -----  | 1 057            | 758            | 45             | 487            | 138            | 88                | --           | 299                | --             | 174            | 67             | 38                | 20            |
| \$750 or more -----   | 511              | 345            | 6              | 187            | 98             | 50                | 4            | 166                | --             | 74             | 46             | 42                | 4             |
| Median -----  | \$334            | \$384          | \$383          | \$436          | \$397          | \$295             | \$227        | \$290              | \$390          | \$394          | \$340          | \$250             | \$222         |
| <b>Not mortgaged</b> -----  | <b>14 586</b>    | <b>2 989</b>   | <b>107</b>     | <b>196</b>     | <b>93</b>      | <b>781</b>        | <b>1 812</b> | <b>11 597</b>      | <b>26</b>      | <b>111</b>     | <b>132</b>     | <b>2 600</b>      | <b>8 728</b>  |
| Less than \$50 -----  | 114              | 71             | 14             | 16             | 12             | 3                 | 26           | 43                 | --             | --             | --             | 17                | 26            |
| \$50 to \$74 -----  | 1 190            | 339            | 23             | 37             | 9              | 115               | 155          | 851                | 5              | --             | 13             | 158               | 675           |
| \$75 to \$99 -----  | 3 848            | 835            | 30             | 47             | 36             | 241               | 481          | 3 013              | 10             | 48             | 24             | 558               | 2 373         |
| \$100 to \$124 -----  | 4 283            | 842            | 23             | 64             | 20             | 194               | 541          | 3 441              | 5              | 21             | 24             | 736               | 2 655         |
| \$125 to \$149 -----  | 2 558            | 414            | 6              | 19             | 6              | 102               | 281          | 2 144              | --             | 29             | 25             | 553               | 1 537         |
| \$150 to \$199 -----  | 1 858            | 281            | --             | --             | 4              | 71                | 206          | 1 577              | 6              | 13             | 25             | 461               | 1 072         |
| \$200 to \$249 -----  | 382              | 101            | 6              | 13             | 6              | 20                | 56           | 281                | --             | --             | 6              | 60                | 215           |
| \$250 or more -----   | 353              | 106            | 5              | --             | --             | 35                | 66           | 247                | --             | --             | 15             | 57                | 175           |
| Median -----  | \$112            | \$107          | \$89           | \$99           | \$93           | \$104             | \$111        | \$114              | \$95           | \$109          | \$130          | \$119             | \$112         |
| <b>SELECTED CHARACTERISTICS</b>   |                  |                |                |                |                |                   |              |                    |                |                |                |                   |               |
| Median selected monthly owner costs as percentage of household income in 1979 ----- | 24.7             | 23.4           | 35.9           | 28.5           | 23.3           | 15.4              | 19.4         | 25.4               | 38.4           | 29.4           | 25.8           | 22.3              | 25.5          |
| With a mortgage -----   | 28.6             | 26.7           | 38.9           | 29.0           | 23.8           | 18.8              | 36.8         | 30.2               | 40.6           | 29.9           | 26.9           | 27.2              | 43.0          |
| Not mortgaged -----   | 19.9             | 15.0           | 14.0           | 11.2           | 10--           | 10--              | 17.8         | 21.5               | 16.7           | 12.3           | 16.9           | 16.1              | 23.2          |
| Income in 1979 below poverty level -----  | 5 339            | 1 049          | 228            | 188            | 93             | 220               | 320          | 4 290              | 94             | 150            | 159            | 1 202             | 2 685         |
| Percent below poverty level -----   | 12.4             | 7.1            | 19.4           | 3.7            | 4.1            | 6.5               | 11.1         | 15.2               | 15.9           | 4.5            | 8.9            | 14.8              | 18.6          |
| <b>Renter-occupied housing units</b> -----  | <b>81 024</b>    | <b>36 294</b>  | <b>7 975</b>   | <b>14 048</b>  | <b>4 346</b>   | <b>6 423</b>      | <b>3 502</b> | <b>44 730</b>      | <b>7 183</b>   | <b>11 380</b>  | <b>2 753</b>   | <b>7 745</b>      | <b>15 669</b> |
| <b>PLUMBING FACILITIES</b>  |                  |                |                |                |                |                   |              |                    |                |                |                |                   |               |
| Complete plumbing for exclusive use -----   | 77 954           | 34 313         | 7 644          | 13 489         | 4 182          | 5 806             | 3 192        | 43 641             | 6 991          | 11 192         | 2 682          | 7 547             | 15 229        |
| Lacking complete plumbing for exclusive use -----                                   | 3 070            | 1 981          | 331            | 559            | 164            | 617               | 310          | 1 089              | 192            | 188            | 71             | 198               | 440           |
| <b>UNITS IN STRUCTURE</b>   |                  |                |                |                |                |                   |              |                    |                |                |                |                   |               |
| 1, detached or attached -----   | 10 492           | 4 893          | 962            | 2 097          | 582            | 786               | 466          | 5 599              | 701            | 1 664          | 451            | 1 153             | 1 630         |
| 2 -----   | 4 578            | 1 939          | 473            | 860            | 235            | 263               | 108          | 2 639              | 490            | 760            | 204            | 436               | 749           |
| 3 and 4 -----   | 6 390            | 2 933          | 621            | 1 322          | 269            | 446               | 275          | 3 457              | 517            | 1 259          | 203            | 625               | 853           |
| 5 to 9 -----  | 7 814            | 3 788          | 868            | 1 599          | 385            | 617               | 319          | 4 026              | 824            | 1 178          | 272            | 669               | 1 083         |
| 10 to 49 -----  | 31 889           | 15 487         | 3 615          | 6 051          | 1 903          | 2 764             | 1 154        | 16 402             | 3 355          | 4 670          | 960            | 3 002             | 4 415         |
| 50 or more -----  | 19 275           | 6 951          | 1 349          | 1 979          | 942            | 1 524             | 1 157        | 12 324             | 1 268          | 1 789          | 625            | 1 788             | 6 854         |
| Mobile home or trailer, etc. -----  | 586              | 303            | 87             | 140            | 30             | 23                | 23           | 283                | 28             | 60             | 38             | 72                | 85            |
| <b>HOUSEHOLD INCOME IN 1979</b>   |                  |                |                |                |                |                   |              |                    |                |                |                |                   |               |
| Less than \$5,000 -----   | 26 166           | 9 184          | 2 440          | 2 441          | 697            | 1 804             | 1 802        | 16 982             | 3 033          | 1 768          | 760            | 2 641             | 8 780         |
| \$5,000 to \$9,999 -----  | 23 322           | 10 053         | 2 902          | 3 882          | 898            | 1 357             | 1 014        | 13 269             | 2 600          | 3 447          | 740            | 2 180             | 4 302         |
| \$10,000 to \$12,499 -----  | 10 015           | 4 547          | 1 151          | 2 105          | 489            | 689               | 113          | 5 468              | 915            | 2 403          | 391            | 923               | 836           |
| \$12,500 to \$14,999 -----  | 6 549            | 3 051          | 653            | 1 571          | 335            | 443               | 113          | 3 498              | 331            | 1 650          | 272            | 665               | 580           |
| \$15,000 to \$19,999 -----  | 7 936            | 4 526          | 654            | 2 205          | 695            | 791               | 181          | 3 410              | 218            | 1 562          | 359            | 680               | 591           |
| \$20,000 to \$24,999 -----  | 3 564            | 2 297          | 164            | 1 068          | 466            | 493               | 106          | 1 267              | 45             | 399            | 162            | 384               | 277           |
| \$25,000 to \$34,999 -----  | 2 253            | 1 658          | 59             | 621            | 492            | 424               | 62           | 595                | 20             | 127            | 52             | 196               | 200           |
| \$35,000 to \$49,999 -----  | 734              | 581            | 20             | 84             | 146            | 290               | 41           | 153                | 7              | 12             | 9              | 66                | 59            |
| \$50,000 or more -----  | 485              | 397            | 32             | 71             | 128            | 132               | 34           | 88                 | 14             | 12             | 8              | 10                | 44            |
| Median -----  | \$7 931          | \$9 414        | \$7 255        | \$10 833       | \$13 164       | \$10 183          | \$4 916      | \$6 903            | \$6 027        | \$10 494       | \$9 110        | \$7 815           | \$4 678       |
| Mean -----  | \$9 703          | \$11 480       | \$8 225        | \$11 882       | \$16 053       | \$13 410          | \$8 059      | \$8 261            | \$6 603        | \$10 503       | \$9 994        | \$9 205           | \$6 623       |
| <b>GROSS RENT</b>   |                  |                |                |                |                |                   |              |                    |                |                |                |                   |               |
| <b>Specified renter-occupied housing units</b> -----                                | <b>80 505</b>    | <b>36 097</b>  | <b>7 951</b>   | <b>13 990</b>  | <b>4 324</b>   | <b>6 368</b>      | <b>3 464</b> | <b>44 408</b>      | <b>7 154</b>   | <b>11 274</b>  | <b>2 747</b>   | <b>7 657</b>      | <b>15 576</b> |
| Less than \$100 -----   | 7 834            | 2 644          | 208            | 390            | 239            | 930               | 877          | 5 190              | 146            | 225            | 179            | 916               | 3 724         |
| \$100 to \$149 -----  | 10 955           | 5 236          | 936            | 1 511          | 565            | 1 298             | 926          | 5 719              | 673            | 805            | 308            | 1 000             | 2 933         |
| \$150 to \$199 -----  | 18 669           | 8 728          | 2 202          | 3 416          | 949            | 1 503             | 658          | 9 941              | 2 048          | 2 370          | 425            | 1 878             | 3 220         |
| \$200 to \$249 -----  | 18 486           | 8 303          | 2 466          | 3 425          | 974            | 1 090             | 348          | 10 183             | 2 504          | 3 144          | 747            | 1 511             | 2 277         |
| \$250 to \$299 -----  | 11 253           | 4 960          | 1 099          | 2 454          | 644            | 522               | 241          | 6 293              | 1 084          | 2 526          | 536            | 974               | 1 173         |
| \$300 to \$349 -----  | 6 368            | 2 971          | 528            | 1 473          | 390            | 454               | 126          | 3 397              | 445            | 1 280          | 286            | 628               | 758           |
| \$350 to \$399 -----  | 2 462            | 1 137          | 205            | 500            | 179            | 201               | 52           | 1 325              | 50             | 405            | 134            | 362               | 374           |
| \$400 to \$499 -----  | 2 207            | 1 045          | 145            | 441            | 235            | 155               | 69           | 1 162              | 73             | 359            | 81             | 215               | 434           |
| \$500 or more -----   |                  |                |                |                |                |                   |              |                    |                |                |                |                   |               |

Table C-12. Duration of Vacancy for Year-Round Vacant for Sale and Vacant for Rent Housing Units: 1980

[Data are estimates based on a sample, see Introduction. For meaning of symbols, see Introduction. For definitions of terms, see appendixes A and B]

| Central Cities of SMSA's                                  |                    |                  |                  | Central Cities of SMSA's                             |                    |                  |                  |       |
|---|--------------------|------------------|------------------|--|--------------------|------------------|------------------|-------|
| Total   | Less than 2 months | 2 up to 6 months | 6 or more months | Total  | Less than 2 months | 2 up to 6 months | 6 or more months |       |
| <b>Vacant for sale only housing units</b> -----           |                    |                  |                  | <b>Vacant for rent housing units</b> -----           |                    |                  |                  |       |
| 5 903   | 2 341              | 2 337            | 1 225            | 16 917   | 11 539             | 4 286            | 1 092            |       |
| <b>ROOMS</b>  |                    |                  |                  | <b>ROOMS</b>   |                    |                  |                  |       |
| 1 to 3 rooms -----  | 353                | 84               | 109              | 160  | 1 435              | 1 137            | 249              | 49    |
| 4 rooms -----   | 1 335              | 567              | 473              | 295  | 2 061              | 1 524            | 416              | 121   |
| 5 rooms -----   | 1 171              | 349              | 545              | 277  | 5 247              | 3 623            | 1 319            | 305   |
| 6 rooms -----   | 996                | 349              | 438              | 209  | 4 847              | 3 073            | 1 330            | 444   |
| 7 rooms -----   | 759                | 385              | 294              | 80   | 1 880              | 1 250            | 532              | 98    |
| 8 or more rooms -----                                     | 1 289              | 607              | 478              | 204  | 773                | 524              | 216              | 33    |
| Median -----  | 5.6                | 6.0              | 5.6              | 5.1  | 674                | 408              | 224              | 42    |
|   |                    |                  |                  |  | 3.4                | 3.4              | 3.6              | 3.7   |
| <b>PLUMBING FACILITIES</b>                                |                    |                  |                  | <b>PLUMBING FACILITIES</b>                           |                    |                  |                  |       |
| Complete plumbing for exclusive use -----                 | 5 865              | 2 323            | 2 317            | 1 225  | 16 009             | 10 825           | 4 126            | 1 058 |
| Lacking complete plumbing for exclusive use -----         | 38                 | 18               | 20               | -  | 908                | 714              | 160              | 34    |
| <b>BEDROOMS</b>   |                    |                  |                  | <b>BEDROOMS</b>                                      |                    |                  |                  |       |
| None -----  | 11                 | 5                | -                | 6  | 1 999              | 1 563            | 339              | 97    |
| 1 -----   | 503                | 139              | 194              | 170  | 7 463              | 5 138            | 1 810            | 515   |
| 2 -----   | 2 474              | 860              | 1 012            | 602  | 5 551              | 3 583            | 1 605            | 363   |
| 3 -----   | 1 551              | 670              | 584              | 297  | 1 467              | 977              | 417              | 73    |
| 4 -----   | 1 144              | 548              | 494              | 102  | 355                | 243              | 89               | 23    |
| 5 or more -----   | 220                | 119              | 53               | 48   | 82                 | 35               | 26               | 21    |
| <b>YEAR STRUCTURE BUILT</b>                               |                    |                  |                  | <b>YEAR STRUCTURE BUILT</b>                          |                    |                  |                  |       |
| 1975 to March 1980 -----                                  | 2 687              | 1 193            | 1 028            | 466  | 2 675              | 1 691            | 898              | 86    |
| 1970 to 1974 -----  | 762                | 227              | 428              | 107  | 3 801              | 2 752            | 890              | 159   |
| 1960 to 1969 -----  | 764                | 219              | 262              | 283  | 2 818              | 2 012            | 617              | 189   |
| 1950 to 1959 -----  | 531                | 231              | 219              | 81   | 1 744              | 1 240            | 391              | 113   |
| 1940 to 1949 -----  | 327                | 141              | 112              | 74   | 1 341              | 806              | 428              | 107   |
| 1939 or earlier -----                                     | 832                | 330              | 288              | 214  | 4 538              | 3 038            | 1 062            | 438   |
| <b>UNITS IN STRUCTURE</b>                                 |                    |                  |                  | <b>UNITS IN STRUCTURE</b>                            |                    |                  |                  |       |
| 1, detached or attached -----                             | 3 714              | 1 645            | 1 493            | 576  | 3 273              | 1 983            | 932              | 358   |
| 2 or more -----   | 2 103              | 638              | 824              | 641  | 737                | 354              | 304              | 79    |
| Mobile home or trailer -----                              | 86                 | 58               | 20               | 8  | 1 527              | 988              | 384              | 155   |
| <b>HEATING EQUIPMENT</b>                                  |                    |                  |                  | <b>HEATING EQUIPMENT</b>                             |                    |                  |                  |       |
| Central heating system -----                              | 5 826              | 2 299            | 2 316            | 1 211  | 1 626              | 1 091            | 405              | 130   |
| Other means -----   | 77                 | 42               | 21               | 14   | 6 941              | 5 251            | 1 468            | 222   |
| None -----  | -                  | -                | -                | -  | 2 636              | 1 759            | 737              | 140   |
|   |                    |                  |                  |  | 177                | 113              | 56               | 8     |
| <b>PRICE ASKED</b>  |                    |                  |                  | <b>RENT ASKED</b>                                    |                    |                  |                  |       |
| <b>Specified vacant for sale only housing units</b> ----- |                    |                  |                  | <b>Specified vacant for rent housing units</b> ----- |                    |                  |                  |       |
| Less than \$10,000 -----                                  | 42                 | 6                | 32               | 4  | 16 901             | 11 539           | 4 275            | 1 087 |
| \$10,000 to \$19,999 -----                                | 69                 | 35               | 8                | 26   | 1 057              | 667              | 257              | 133   |
| \$20,000 to \$29,999 -----                                | 129                | 53               | 43               | 33   | 2 392              | 1 698            | 478              | 216   |
| \$30,000 to \$39,999 -----                                | 171                | 69               | 79               | 23   | 3 720              | 2 520            | 902              | 298   |
| \$40,000 to \$49,999 -----                                | 349                | 113              | 161              | 75   | 3 417              | 2 511            | 766              | 140   |
| \$50,000 to \$59,999 -----                                | 517                | 224              | 228              | 65   | 2 732              | 2 097            | 502              | 133   |
| \$60,000 to \$79,999 -----                                | 1 086              | 525              | 406              | 155  | 2 495              | 1 539            | 850              | 106   |
| \$80,000 to \$99,999 -----                                | 644                | 293              | 287              | 64   | 1 088              | 507              | 520              | 61    |
| \$100,000 or more -----                                   | 531                | 252              | 179              | 100  | \$218              | \$217            | \$233            | \$179 |
| Median -----  | \$68 500           | \$69 600         | \$67 400         | \$67 000   |                    |                  |                  |       |

Table C-13. Price Asked and Rent Asked for Year-Round Vacant Housing Units: 1980

[Data are estimates based on a sample, see Introduction. For meaning of symbols, see Introduction. For definitions of terms, see appendixes A and B]

| Central Cities of SMSA's                          | Price asked—Specified vacant for sale only housing units |                    |                      |                      |                      |                   | Rent asked—Specified vacant for rent housing units |        |                 |                |                |                |               |                  |
|---|--|--------------------|----------------------|----------------------|----------------------|-------------------|--|--------|-----------------|----------------|----------------|----------------|---------------|------------------|
|   | Total  | Less than \$10,000 | \$10,000 to \$29,999 | \$30,000 to \$49,999 | \$50,000 to \$99,999 | \$100,000 or more | Median (dollars)                                   | Total  | Less than \$100 | \$100 to \$199 | \$200 to \$299 | \$300 to \$399 | \$400 or more | Median (dollars) |
| <b>Total</b> -----                                | 3 538  | 42                 | 198                  | 520                  | 2 247                | 531               | 68 500   | 16 901 | 1 057           | 6 112          | 6 149          | 2 495          | 1 088         | 218              |
| <b>PLUMBING FACILITIES</b>                        |  |                    |                      |                      |                      |                   |  |        |                 |                |                |                |               |                  |
| Complete plumbing for exclusive use -----         | 3 534  | 42                 | 196                  | 518                  | 2 247                | 531               | 68 600   | 15 993 | 811             | 5 543          | 6 067          | 2 484          | 1 088         | 224              |
| Lacking complete plumbing for exclusive use ----- | 4  | -                  | 2                    | 2                    | -                    | -                 | 28 800   | 908    | 246             | 569            | 82             | 11             | -             | 116              |
| <b>BEDROOMS</b>                                   |  |                    |                      |                      |                      |                   |  |        |                 |                |                |                |               |                  |
| None -----  | -  | -                  | -                    | -                    | -                    | -                 | -  | 1 999  | 325             | 1 334          | 269            | 66             | 5             | 133              |
| 1 -----   | 77   | 18                 | 36                   | 9                    | 14                   | -                 | 19 600   | 7 463  | 486             | 3 171          | 2 829          | 682            | 295           | 202              |
| 2 -----   | 1 038  | 18                 | 139                  | 339                  | 515                  | 27                | 50 700   | 5 540  | 145             | 1 203          | 2 526          | 1 216          | 450           | 256              |
| 3 -----   | 1 179  | 6                  | 23                   | 141                  | 858                  | 151               | 70 200   | 1 467  | 96              | 287            | 422            | 404            | 258           | 280              |
| 4 -----   | 1 058  | -                  | -                    | 23                   | 760                  | 275               | 83 200   | 350    | -               | 84             | 90             | 113            | 63            | 301              |
| 5 or more -----                                   | 186  | -                  | -                    | 8                    | 100                  | 78                | 79 000   | 82     | 5               | 33             | 13             | 14             | 17            | 281              |
| <b>YEAR STRUCTURE BUILT</b>                       |  |                    |                      |                      |                      |                   |  |        |                 |                |                |                |               |                  |
| 1975 to March 1980 -----                          | 1 683  | -                  | 8                    | 71                   | 1 224                | 380               | 79 600   | 2 664  | 73              | 253            | 1 088          | 786            | 464           | 294              |
| 1970 to 1974 -----                                | 215  | -                  | -                    | 20                   | 159                  | 36                | 69 800   | 3 801  | 62              | 893            | 1 825          | 802            | 219           | 249              |
| 1960 to 1969 -----                                | 345  | 12                 | 15                   | 56                   | 227                  | 35                | 69 300   | 2 818  | 77              | 891            | 1 374          | 267            | 209           | 226              |
| 1950 to 1959 -----                                | 425  | 20                 | 48                   | 106                  | 228                  | 23                | 54 300   | 1 739  | 136             | 789            | 557            | 204            | 53            | 197              |
| 1940 to 1949 -----                                | 285  | -                  | 39                   | 83                   | 145                  | 18                | 52 400   | 1 341  | 147             | 604            | 416            | 141            | 33            | 186              |
| 1939 or earlier -----                             | 585  | 10                 | 88                   | 184                  | 264                  | 39                | 50 700   | 4 538  | 562             | 2 682          | 889            | 295            | 110           | 155              |
| <b>UNITS IN STRUCTURE</b>                         |  |                    |                      |                      |                      |                   |  |        |                 |                |                |                |               |                  |
| 1, detached or attached -----                     | 3 538  | 42                 | 198                  | 520                  | 2 247                | 531               | 68 500   | 3 257  | 195             | 1 212          | 912            | 669            | 269           | 224              |
| 2 or more -----                                   | ...  | ...                | ...                  | ...                  | ...                  | ...               | ...  | 13 467 | 823             | 4 817          | 5 196          | 1 826          | 805           | 218              |
| Mobile home or trailer -----                      | ...  | ...                | ...                  | ...                  | ...                  | ...               | ...  | 177    | 39              | 83             | 41             | -              | 14            | 135              |

Table C-14. Value of Owner-Occupied Housing Units With a White Householder: 1980

(Data are estimates based on a sample, see Introduction. For meaning of symbols, see Introduction. For definitions of terms, see appendixes A and B)

| Central Cities of SMSA's  | Total           | Less than \$10,000 | \$10,000 to \$19,999 | \$20,000 to \$29,999 | \$30,000 to \$39,999 | \$40,000 to \$49,999 | \$50,000 to \$59,999 | \$60,000 to \$79,999 | \$80,000 to \$99,999 | \$100,000 to \$149,999 | \$150,000 or more | Median (dollars) | Mean (dollars) |
|---|-----------------|--------------------|----------------------|----------------------|----------------------|----------------------|----------------------|----------------------|----------------------|------------------------|-------------------|------------------|----------------|
| <b>Specified owner-occupied housing units</b> -----   | <b>159 809</b>  | <b>807</b>         | <b>3 557</b>         | <b>9 472</b>         | <b>14 395</b>        | <b>23 249</b>        | <b>26 805</b>        | <b>45 276</b>        | <b>18 576</b>        | <b>12 462</b>          | <b>5 210</b>      | <b>60 600</b>    | <b>66 800</b>  |
| <b>HOUSEHOLD TYPE AND AGE OF HOUSEHOLDER</b>  |                 |                    |                      |                      |                      |                      |                      |                      |                      |                        |                   |                  |                |
| <b>Married-couple families</b> -----  | <b>113 517</b>  | <b>293</b>         | <b>1 662</b>         | <b>5 084</b>         | <b>8 644</b>         | <b>15 458</b>        | <b>19 111</b>        | <b>33 836</b>        | <b>14 761</b>        | <b>10 225</b>          | <b>4 443</b>      | <b>63 100</b>    | <b>70 600</b>  |
| 15 to 24 years -----  | 2 301           | 7                  | 16                   | 123                  | 318                  | 633                  | 584                  | 505                  | 67                   | 24                     | 24                | 50 800           | 53 600         |
| 25 to 34 years -----  | 25 456          | 13                 | 143                  | 597                  | 1 797                | 3 586                | 4 966                | 9 155                | 3 219                | 1 614                  | 366               | 62 600           | 66 700         |
| 35 to 44 years -----  | 22 928          | 40                 | 142                  | 536                  | 889                  | 2 466                | 3 357                | 7 069                | 4 144                | 2 865                  | 1 420             | 71 100           | 80 700         |
| 45 to 64 years -----  | 44 340          | 152                | 567                  | 1 972                | 3 181                | 5 772                | 7 184                | 12 933               | 5 970                | 4 553                  | 2 251             | 64 600           | 73 600         |
| 65 years and over -----   | 18 492          | 81                 | 794                  | 1 856                | 2 459                | 3 196                | 3 020                | 4 174                | 1 361                | 1 169                  | 382               | 52 300           | 58 200         |
| <b>Male householder, no wife present</b> -----  | <b>14 702</b>   | <b>132</b>         | <b>552</b>           | <b>1 256</b>         | <b>2 444</b>         | <b>2 243</b>         | <b>4 066</b>         | <b>1 300</b>         | <b>848</b>           | <b>286</b>             | <b>55 400</b>     | <b>60 200</b>    |                |
| 15 to 24 years -----  | 1 146           | 31                 | 17                   | 84                   | 138                  | 205                  | 178                  | 401                  | 38                   | 53                     | 1                 | 55 200           | 56 000         |
| 25 to 34 years -----  | 5 396           | —                  | 77                   | 275                  | 546                  | 743                  | 964                  | 1 890                | 564                  | 271                    | 66                | 60 800           | 63 000         |
| 35 to 44 years -----  | 2 248           | 14                 | 25                   | 107                  | 185                  | 272                  | 367                  | 662                  | 321                  | 228                    | 67                | 63 800           | 69 800         |
| 45 to 64 years -----  | 3 193           | 40                 | 160                  | 320                  | 353                  | 632                  | 393                  | 708                  | 252                  | 216                    | 119               | 52 300           | 61 300         |
| 65 years and over -----   | 2 719           | 47                 | 273                  | 470                  | 353                  | 592                  | 341                  | 405                  | 125                  | 80                     | 33                | 43 400           | 47 400         |
| <b>Female householder, no husband present</b> -----   | <b>31 590</b>   | <b>382</b>         | <b>1 343</b>         | <b>3 132</b>         | <b>4 176</b>         | <b>5 347</b>         | <b>5 451</b>         | <b>7 374</b>         | <b>2 515</b>         | <b>1 389</b>           | <b>481</b>        | <b>52 200</b>    | <b>56 600</b>  |
| 15 to 24 years -----  | 596             | 5                  | 36                   | 38                   | 53                   | 116                  | 129                  | 154                  | 37                   | 19                     | 9                 | 54 200           | 57 500         |
| 25 to 34 years -----  | 4 345           | 5                  | 63                   | 237                  | 463                  | 732                  | 929                  | 1 199                | 437                  | 220                    | 60                | 56 700           | 61 400         |
| 35 to 44 years -----  | 4 288           | 15                 | 45                   | 181                  | 300                  | 664                  | 763                  | 1 290                | 586                  | 362                    | 82                | 62 000           | 67 500         |
| 45 to 64 years -----  | 9 548           | 66                 | 344                  | 826                  | 1 285                | 1 648                | 1 571                | 2 298                | 899                  | 464                    | 147               | 53 400           | 58 300         |
| 65 years and over -----   | 12 813          | 291                | 855                  | 1 850                | 2 075                | 2 187                | 2 059                | 2 433                | 556                  | 324                    | 183               | 46 200           | 49 900         |
| <b>Median age</b> -----   | <b>49.3</b>     | <b>65.7</b>        | <b>66.3</b>          | <b>62.2</b>          | <b>57.0</b>          | <b>51.6</b>          | <b>48.0</b>          | <b>45.4</b>          | <b>44.7</b>          | <b>47.1</b>            | <b>48.0</b>       | ...              | ...            |
| <b>YEAR HOUSEHOLDER MOVED INTO UNIT</b>   |                 |                    |                      |                      |                      |                      |                      |                      |                      |                        |                   |                  |                |
| 1979 to March 1980 -----  | 22 926          | 49                 | 147                  | 735                  | 1 305                | 2 870                | 3 752                | 8 259                | 3 065                | 1 973                  | 771               | 65 400           | 71 700         |
| 1975 to 1978 -----  | 42 753          | 118                | 366                  | 1 344                | 3 130                | 5 513                | 7 398                | 13 553               | 5 758                | 3 972                  | 1 601             | 64 200           | 71 800         |
| 1970 to 1974 -----  | 25 680          | 58                 | 397                  | 1 251                | 1 954                | 3 647                | 4 408                | 6 685                | 3 722                | 2 549                  | 1 009             | 62 900           | 70 900         |
| 1960 to 1969 -----  | 33 110          | 143                | 771                  | 2 014                | 2 894                | 5 004                | 5 215                | 9 187                | 4 009                | 2 636                  | 1 237             | 60 900           | 67 700         |
| 1959 or earlier -----   | 35 340          | 439                | 1 876                | 4 128                | 5 112                | 6 215                | 6 032                | 7 592                | 2 022                | 1 332                  | 592               | 49 800           | 53 900         |
| <b>ROOMS</b>  |                 |                    |                      |                      |                      |                      |                      |                      |                      |                        |                   |                  |                |
| 1 to 3 rooms -----  | 2 218           | 166                | 315                  | 482                  | 389                  | 312                  | 206                  | 311                  | 19                   | 12                     | 6                 | 33 900           | 37 100         |
| 4 rooms -----   | 15 295          | 330                | 1 355                | 2 896                | 3 288                | 3 470                | 2 380                | 1 260                | 185                  | 91                     | 40                | 39 300           | 40 400         |
| 5 rooms -----   | 30 440          | 195                | 1 139                | 3 387                | 5 138                | 7 378                | 6 078                | 5 644                | 1 085                | 330                    | 66                | 47 300           | 48 500         |
| 6 rooms -----   | 29 535          | 71                 | 470                  | 1 466                | 2 937                | 4 951                | 6 317                | 9 499                | 2 406                | 1 098                  | 320               | 57 600           | 60 200         |
| 7 rooms -----   | 28 007          | 30                 | 190                  | 697                  | 1 375                | 3 497                | 5 542                | 9 956                | 4 049                | 2 104                  | 567               | 64 300           | 69 500         |
| 8 or more rooms -----   | 54 314          | 15                 | 88                   | 544                  | 1 268                | 3 641                | 6 282                | 18 606               | 10 832               | 8 827                  | 4 211             | 76 300           | 88 000         |
| <b>Median</b> -----   | <b>6.6</b>      | <b>4.2</b>         | <b>4.6</b>           | <b>4.9</b>           | <b>5.2</b>           | <b>5.6</b>           | <b>6.3</b>           | <b>7.1</b>           | <b>7.9</b>           | <b>8.4</b>             | <b>8.5+</b>       | ...              | ...            |
| <b>BEDROOMS</b>   |                 |                    |                      |                      |                      |                      |                      |                      |                      |                        |                   |                  |                |
| None -----  | 143             | 12                 | 9                    | 29                   | 42                   | 33                   | 6                    | 12                   | —                    | —                      | —                 | 34 500           | 34 600         |
| 1 -----   | 4 260           | 174                | 631                  | 870                  | 734                  | 663                  | 483                  | 537                  | 114                  | 48                     | 6                 | 36 500           | 39 400         |
| 2 -----   | 40 919          | 484                | 2 057                | 5 165                | 6 878                | 8 627                | 7 639                | 7 289                | 1 808                | 689                    | 283               | 46 800           | 49 000         |
| 3 -----   | 63 849          | 112                | 687                  | 2 743                | 5 184                | 9 889                | 11 824               | 20 445               | 7 501                | 4 171                  | 1 293             | 61 200           | 65 800         |
| 4 -----   | 39 349          | 25                 | 156                  | 550                  | 1 259                | 3 369                | 5 621                | 13 515               | 7 030                | 5 613                  | 2 211             | 72 100           | 81 700         |
| 5 or more -----   | 11 289          | —                  | 17                   | 115                  | 298                  | 668                  | 1 232                | 3 478                | 2 123                | 1 941                  | 1 417             | 79 100           | 96 300         |
| <b>YEAR STRUCTURE BUILT</b>   |                 |                    |                      |                      |                      |                      |                      |                      |                      |                        |                   |                  |                |
| 1975 to March 1980 -----  | 16 634          | 43                 | 31                   | 55                   | 173                  | 684                  | 1 782                | 7 188                | 3 426                | 2 319                  | 933               | 75 300           | 85 200         |
| 1970 to 1974 -----  | 16 803          | 31                 | 42                   | 207                  | 747                  | 2 000                | 3 127                | 5 286                | 2 791                | 1 963                  | 609               | 67 400           | 75 300         |
| 1960 to 1969 -----  | 29 232          | 83                 | 157                  | 532                  | 1 668                | 4 135                | 5 098                | 8 757                | 4 906                | 3 014                  | 882               | 66 100           | 73 000         |
| 1950 to 1959 -----  | 39 574          | 140                | 654                  | 2 041                | 4 368                | 7 123                | 7 469                | 12 150               | 2 910                | 1 995                  | 724               | 57 000           | 61 300         |
| 1940 to 1949 -----  | 16 789          | 97                 | 609                  | 1 612                | 2 337                | 3 299                | 3 213                | 3 526                | 1 048                | 692                    | 356               | 51 100           | 56 400         |
| 1939 or earlier -----   | 40 777          | 413                | 2 064                | 5 025                | 5 102                | 6 008                | 6 116                | 8 369                | 3 495                | 2 479                  | 1 706             | 52 400           | 61 100         |
| <b>HOUSEHOLD INCOME IN 1979</b>   |                 |                    |                      |                      |                      |                      |                      |                      |                      |                        |                   |                  |                |
| Less than \$5,000 -----   | 9 874           | 320                | 859                  | 1 783                | 1 731                | 1 645                | 1 276                | 1 500                | 359                  | 321                    | 80                | 41 600           | 45 800         |
| \$5,000 to \$9,999 -----  | 16 576          | 152                | 939                  | 2 451                | 2 716                | 3 396                | 2 743                | 2 941                | 701                  | 354                    | 183               | 45 800           | 49 200         |
| \$10,000 to \$12,499 -----  | 9 548           | 96                 | 479                  | 973                  | 1 517                | 2 108                | 1 585                | 2 063                | 406                  | 266                    | 55                | 48 100           | 51 100         |
| \$12,500 to \$14,999 -----  | 9 450           | 41                 | 360                  | 867                  | 1 320                | 2 011                | 1 881                | 2 088                | 584                  | 249                    | 49                | 50 600           | 53 100         |
| \$15,000 to \$19,999 -----  | 23 329          | 90                 | 455                  | 1 279                | 2 617                | 4 644                | 5 351                | 6 345                | 1 583                | 788                    | 177               | 54 400           | 57 400         |
| \$20,000 to \$24,999 -----  | 24 024          | 23                 | 307                  | 913                  | 1 945                | 3 975                | 5 012                | 8 158                | 2 441                | 962                    | 288               | 59 700           | 62 500         |
| \$25,000 to \$34,999 -----  | 33 902          | 59                 | 101                  | 773                  | 1 809                | 3 864                | 6 056                | 12 667               | 5 387                | 2 615                  | 571               | 66 100           | 70 100         |
| \$35,000 to \$49,999 -----  | 20 962          | 26                 | 39                   | 372                  | 649                  | 1 237                | 2 354                | 7 190                | 4 568                | 3 505                  | 1 022             | 76 300           | 83 600         |
| \$50,000 or more -----  | 12 144          | —                  | 18                   | 61                   | 91                   | 369                  | 547                  | 2 324                | 2 547                | 3 402                  | 2 785             | 101 500          | 119 800        |
| <b>Median</b> -----   | <b>\$22 166</b> | <b>\$7 518</b>     | <b>\$9 898</b>       | <b>\$11 290</b>      | <b>\$14 836</b>      | <b>\$17 569</b>      | <b>\$20 540</b>      | <b>\$24 694</b>      | <b>\$30 678</b>      | <b>\$37 333</b>        | <b>\$52 140</b>   | ...              | ...            |
| <b>Mean</b> -----   | <b>\$25 886</b> | <b>\$10 415</b>    | <b>\$11 339</b>      | <b>\$13 878</b>      | <b>\$16 320</b>      | <b>\$18 778</b>      | <b>\$21 605</b>      | <b>\$26 253</b>      | <b>\$33 821</b>      | <b>\$42 591</b>        | <b>\$68 771</b>   | ...              | ...            |
| <b>MORTGAGE STATUS AND SELECTED MONTHLY OWNER COSTS AS PERCENTAGE OF HOUSEHOLD INCOME IN 1979</b> |                 |                    |                      |                      |                      |                      |                      |                      |                      |                        |                   |                  |                |
| <b>With a mortgage</b> -----  | <b>114 104</b>  | <b>187</b>         | <b>1 176</b>         | <b>4 247</b>         | <b>8 214</b>         | <b>15 654</b>        | <b>19 548</b>        | <b>35 475</b>        | <b>15 458</b>        | <b>10 161</b>          | <b>3 984</b>      | <b>63 700</b>    | <b>70 800</b>  |
| Less than 15 percent -----  | 36 076          | 70                 | 320                  | 1 287                | 2 691                | 4 751                | 5 692                | 10 727               | 5 308                | 3 542                  | 1 688             | 65 400           | 73 800         |
| 15 to 19 percent -----  | 21 742          | 18                 | 228                  | 601                  | 1 428                | 2 874                | 3 915                | 6 754                | 3 126                | 2 065                  | 733               | 64 400           | 71 600         |
| 20 to 24 percent -----  | 17 256          | 5                  | 179                  | 558                  | 1 072                | 2 617                | 3 010                | 5 708                | 2 235                | 1 417                  | 455               | 63 500           | 69 100         |
| 25 to 29 percent -----  | 12 526          | 13                 | 114                  | 473                  | 897                  | 1 728                | 2 345                | 3 974                | 1 696                | 950                    | 336               | 62 900           | 68 600         |
| 30 to 34 percent -----  | 8 083           | —                  | 49                   | 288                  | 533                  | 1 092                | 1 475                | 2 652                | 1 085                | 693                    | 216               | 63 500           | 69 900         |
| 35 percent or more -----  | 17 995          | 77                 | 274                  | 1 033                | 1 560                | 2 525                | 3 042                | 5 527                | 1 948                | 1 458                  | 551               | 61 300           | 67 100         |
| Not computed -----  | 426             | 4                  | 12                   | 7                    | 33                   | 67                   | 69                   | 133                  | 60                   | 36                     | 5                 | 63 500           | 68 000         |
| <b>Median</b> -----   | <b>19.8</b>     | <b>23.5</b>        | <b>20.9</b>          | <b>22.1</b>          | <b>19.9</b>          | <b>20.3</b>          | <b>20.2</b>          | <b>18.8</b>          | <b>18.7</b>          | <b>17.1</b>            | ...               | ...              | ...            |
| <b>Not mortgaged</b> -----  | <b>45 705</b>   | <b>620</b>         | <b>2 381</b>         | <b>5 225</b>         | <b>6 181</b>         | <b>7 595</b>         | <b>7 257</b>         | <b>9 801</b>         | <b>3 118</b>         | <b>2 301</b>           | <b>1 226</b>      | <b>50 900</b>    | <b>57 000</b>  |
| Less than 10 percent -----  | 20 650          | 223                | 745                  | 1 685                | 2 214                | 3 191                | 3 519                | 5 033                | 1 837                | 1 402                  | 801               | 55 700           | 63 700         |
| 10 to 14 percent -----  | 9 292           | 100                | 534                  | 1 217                | 1 297                | 1 596                | 1 425                | 1 893                | 646                  | 430                    | 154               | 49 300           | 54 200         |
| 15 to 19 percent -----  | 5 010           | 57                 | 255                  | 695                  | 895                  | 864                  | 775                  | 1 047                | 220                  | 120                    | 82                | 47 100           | 51 100         |
| 20 to 24 percent -----  | 3 224           | 39                 | 280                  | 450                  | 449                  | 645                  | 493                  | 619                  | 149                  | 81                     | 19                | 46 200           | 48 800         |
| 25 to 29 percent -----  | 2 072           | 76                 | 165                  | 316                  | 409                  | 391                  | 309                  | 259                  | 50                   | 66                     | 31                | 41 900           | 46 800         |
| 30 to 34 percent -----  | 1 566           | 48                 | 81                   | 253                  | 212                  | 360                  | 269                  | 238                  | 52                   | 45                     | 8                 | 44 900           | 47 100         |
| 35 percent or more -----  | 3 598           | 77                 | 308                  | 559                  | 669                  | 491                  | 432                  | 646                  | 164                  | 128                    | 124               | 43 700           | 52 300         |
| Not computed -----  | 293             | —                  | 13                   | 50                   | 36                   | 57                   | 35                   | 66                   | —                    | 29                     | 7                 | 47 800           | 55 700         |
| <b>Median</b> -----   | <b>11</b>       |                    |                      |                      |                      |                      |                      |                      |                      |                        |                   |                  |                |

Table C-15. Gross Rent of Renter-Occupied Housing Units With a White Householder: 1980

[Data are estimates based on a sample, see Introduction. For meaning of symbols, see Introduction. For definitions of terms, see appendixes A and B]

| Central Cities of SMSA's  | Total   | Less than \$100 | \$100 to \$149 | \$150 to \$199 | \$200 to \$249 | \$250 to \$299 | \$300 to \$349 | \$350 to \$399 | \$400 to \$499 | \$500 or more | No cash rent | Median (dollars) |
|---|---------|-----------------|----------------|----------------|----------------|----------------|----------------|----------------|----------------|---------------|--------------|------------------|
| <b>Specified renter-occupied housing units</b> .....                      | 150 774 | 7 940           | 13 056         | 26 733         | 31 822         | 23 453         | 17 484         | 9 679          | 11 107         | 6 196         | 3 304        | 240              |
| <b>HOUSEHOLD TYPE AND AGE OF HOUSEHOLDER</b>                              |         |                 |                |                |                |                |                |                |                |               |              |                  |
| <b>Married-couple families</b> .....                                      | 39 378  | 402             | 1 578          | 5 706          | 8 357          | 6 602          | 5 474          | 3 422          | 4 208          | 2 126         | 1 503        | 271              |
| 15 to 24 years.....   | 8 454   | 46              | 275            | 1 800          | 2 481          | 1 608          | 1 062          | 522            | 410            | 108           | 142          | 240              |
| 25 to 34 years.....   | 15 806  | 79              | 391            | 1 920          | 3 357          | 2 930          | 2 400          | 1 589          | 1 879          | 856           | 405          | 283              |
| 35 to 44 years.....   | 4 458   | 20              | 120            | 540            | 687            | 602            | 708            | 358            | 839            | 386           | 198          | 311              |
| 45 to 64 years.....   | 6 019   | 110             | 270            | 624            | 918            | 836            | 827            | 606            | 756            | 640           | 432          | 302              |
| 65 years and over.....  | 4 641   | 147             | 522            | 822            | 914            | 626            | 477            | 347            | 324            | 136           | 326          | 234              |
| <b>Male householder, no wife present</b> .....                            | 48 084  | 2 304           | 5 132          | 9 191          | 9 644          | 7 205          | 5 260          | 3 003          | 3 412          | 2 200         | 733          | 235              |
| 15 to 24 years.....   | 14 641  | 240             | 1 055          | 2 712          | 3 335          | 2 245          | 1 580          | 1 094          | 1 244          | 971           | 165          | 248              |
| 25 to 34 years.....   | 18 693  | 348             | 1 503          | 3 521          | 3 875          | 3 277          | 2 430          | 1 284          | 1 425          | 837           | 193          | 250              |
| 35 to 44 years.....   | 4 978   | 172             | 492            | 898            | 1 032          | 773            | 610            | 301            | 423            | 200           | 77           | 242              |
| 45 to 64 years.....   | 6 315   | 799             | 1 179          | 1 389          | 1 013          | 643            | 477            | 264            | 231            | 152           | 168          | 189              |
| 65 years and over.....  | 3 457   | 745             | 903            | 671            | 389            | 267            | 163            | 60             | 89             | 40            | 130          | 151              |
| <b>Female householder, no husband present</b> .....                       | 63 312  | 5 234           | 6 346          | 11 836         | 13 821         | 9 646          | 6 750          | 3 254          | 3 487          | 1 870         | 1 068        | 224              |
| 15 to 24 years.....   | 15 039  | 392             | 1 003          | 2 863          | 3 995          | 2 551          | 1 841          | 739            | 899            | 642           | 114          | 238              |
| 25 to 34 years.....   | 18 195  | 505             | 1 055          | 3 082          | 4 471          | 3 516          | 2 407          | 1 178          | 1 248          | 594           | 139          | 249              |
| 35 to 44 years.....   | 5 248   | 281             | 361            | 634            | 1 161          | 990            | 710            | 414            | 409            | 227           | 61           | 257              |
| 45 to 64 years.....   | 9 070   | 838             | 1 078          | 1 984          | 1 785          | 1 225          | 912            | 478            | 390            | 163           | 217          | 213              |
| 65 years and over.....  | 15 760  | 3 218           | 2 849          | 3 273          | 2 409          | 1 364          | 880            | 445            | 541            | 244           | 537          | 175              |
| <b>Median age</b> .....   | 31.0    | 65.8            | 48.6           | 30.9           | 28.8           | 29.4           | 29.6           | 30.1           | 31.0           | 30.2          | 50.1         | ...              |
| <b>YEAR HOUSEHOLDER MOVED INTO UNIT</b>                                   |         |                 |                |                |                |                |                |                |                |               |              |                  |
| 1979 to March 1980.....   | 86 388  | 2 770           | 5 713          | 14 205         | 19 077         | 14 068         | 10 844         | 6 236          | 7 777          | 4 658         | 1 040        | 253              |
| 1975 to 1978.....   | 43 284  | 2 759           | 3 945          | 7 905          | 9 022          | 7 178          | 5 031          | 2 610          | 2 581          | 1 228         | 1 025        | 235              |
| 1970 to 1974.....   | 11 868  | 1 553           | 1 786          | 2 529          | 2 070          | 1 285          | 1 014          | 560            | 447            | 161           | 463          | 197              |
| 1960 to 1969.....   | 6 623   | 600             | 1 074          | 1 525          | 1 239          | 752            | 440            | 247            | 245            | 112           | 389          | 197              |
| 1959 or earlier.....  | 2 611   | 258             | 538            | 569            | 414            | 170            | 155            | 26             | 57             | 37            | 387          | 175              |
| <b>ROOMS</b>  |         |                 |                |                |                |                |                |                |                |               |              |                  |
| 1 room.....   | 7 347   | 1 780           | 2 134          | 1 717          | 1 031          | 330            | 68             | 45             | 59             | 137           | 46           | 142              |
| 2 rooms.....  | 16 327  | 1 844           | 3 151          | 4 717          | 3 700          | 1 586          | 775            | 144            | 173            | 49            | 188          | 183              |
| 3 rooms.....  | 40 527  | 2 800           | 4 643          | 10 864         | 10 359         | 6 562          | 3 242          | 907            | 458            | 210           | 482          | 206              |
| 4 rooms.....  | 44 624  | 876             | 2 034          | 6 729          | 11 166         | 9 293          | 7 055          | 3 360          | 2 720          | 455           | 936          | 255              |
| 5 rooms.....  | 22 408  | 460             | 790            | 1 909          | 3 764          | 3 857          | 4 067          | 2 685          | 3 237          | 1 037         | 602          | 302              |
| 6 rooms.....  | 9 329   | 159             | 213            | 538            | 1 088          | 1 090          | 1 298          | 1 274          | 1 859          | 1 373         | 437          | 352              |
| 7 or more rooms.....  | 10 212  | 21              | 91             | 259            | 714            | 735            | 979            | 1 264          | 2 601          | 2 935         | 613          | 428              |
| <b>Median</b> .....   | 3.8     | 2.6             | 2.8            | 3.1            | 3.6            | 3.8            | 4.2            | 4.6            | 5.2            | 6.4           | 4.5          | ...              |
| <b>PLUMBING FACILITIES BY PERSONS PER ROOM AND POVERTY STATUS IN 1979</b> |         |                 |                |                |                |                |                |                |                |               |              |                  |
| <b>All income levels in 1979</b> .....                                    | 150 774 | 7 940           | 13 056         | 26 733         | 31 822         | 23 453         | 17 484         | 9 679          | 11 107         | 6 196         | 3 304        | 240              |
| <b>Complete plumbing for exclusive use</b> .....                          | 146 905 | 7 052           | 12 076         | 26 181         | 31 328         | 23 113         | 17 258         | 9 506          | 10 995         | 6 148         | 3 248        | 241              |
| 0.50 or less.....   | 101 577 | 4 718           | 8 249          | 18 042         | 21 513         | 16 196         | 12 132         | 6 768          | 7 376          | 4 152         | 2 431        | 242              |
| 0.51 to 1.00.....   | 41 688  | 2 221           | 3 510          | 7 268          | 8 947          | 6 345          | 4 770          | 2 529          | 3 403          | 1 903         | 792          | 240              |
| 1.01 to 1.50.....   | 2 559   | 64              | 194            | 559            | 558            | 436            | 295            | 173            | 183            | 77            | 20           | 240              |
| 1.51 or more.....   | 1 081   | 49              | 123            | 312            | 310            | 136            | 61             | 36             | 33             | 16            | 5            | 210              |
| <b>Lacking complete plumbing for exclusive use</b> .....                  | 3 869   | 888             | 980            | 552            | 494            | 340            | 226            | 173            | 112            | 48            | 56           | 153              |
| 0.50 or less.....   | 1 955   | 343             | 391            | 290            | 344            | 222            | 147            | 110            | 52             | 26            | 30           | 185              |
| 0.51 to 1.00.....   | 1 736   | 533             | 553            | 207            | 126            | 97             | 56             | 56             | 60             | 22            | 26           | 121              |
| 1.01 to 1.50.....   | 62      | 4               | —              | 11             | 24             | 16             | 7              | —              | —              | —             | —            | 230              |
| 1.51 or more.....   | 116     | 8               | 36             | 44             | —              | 5              | 16             | 7              | —              | —             | —            | 183              |
| <b>Income in 1979 below poverty level</b> .....                           | 30 167  | 4 398           | 3 934          | 5 996          | 5 468          | 3 434          | 2 405          | 1 460          | 1 559          | 974           | 539          | 204              |
| <b>Complete plumbing for exclusive use</b> .....                          | 28 856  | 3 969           | 3 578          | 5 858          | 5 350          | 3 371          | 2 325          | 1 421          | 1 510          | 954           | 520          | 206              |
| 1.01 or more persons per room.....  | 1 252   | 60              | 130            | 331            | 319            | 146            | 142            | 55             | 41             | 28            | —            | 215              |
| <b>Lacking complete plumbing for exclusive use</b> .....                  | 1 311   | 429             | 356            | 138            | 118            | 63             | 80             | 39             | 49             | 20            | 19           | 122              |
| 1.01 or more persons per room.....  | 78      | —               | —              | 31             | 16             | 8              | 23             | —              | —              | —             | —            | 230              |
| <b>BEDROOMS</b>   |         |                 |                |                |                |                |                |                |                |               |              |                  |
| None.....   | 10 555  | 2 255           | 3 185          | 2 794          | 1 431          | 435            | 126            | 57             | 65             | 137           | 70           | 146              |
| 1.....  | 61 875  | 4 371           | 7 620          | 16 459         | 15 994         | 9 456          | 4 894          | 1 248          | 685            | 295           | 853          | 205              |
| 2.....  | 55 390  | 868             | 1 754          | 6 509          | 12 246         | 11 387         | 9 446          | 5 369          | 5 277          | 1 252         | 1 282        | 273              |
| 3.....  | 16 446  | 343             | 398            | 755            | 1 692          | 1 767          | 2 510          | 2 353          | 3 585          | 2 360         | 683          | 359              |
| 4.....  | 4 965   | 103             | 80             | 183            | 385            | 345            | 415            | 522            | 1 190          | 1 446         | 296          | 425              |
| 5 or more.....  | 1 543   | —               | 19             | 33             | 74             | 63             | 93             | 130            | 305            | 706           | 120          | 498              |
| <b>UNITS IN STRUCTURE</b>   |         |                 |                |                |                |                |                |                |                |               |              |                  |
| 1, detached or attached.....  | 36 808  | 817             | 1 811          | 3 709          | 5 008          | 4 655          | 4 648          | 3 926          | 6 260          | 4 250         | 1 724        | 317              |
| 2.....  | 11 294  | 234             | 1 216          | 2 078          | 2 408          | 1 776          | 1 375          | 890            | 687            | 382           | 248          | 241              |
| 3 and 4.....  | 13 084  | 612             | 1 521          | 2 842          | 3 112          | 1 870          | 1 291          | 681            | 763            | 223           | 169          | 223              |
| 5 to 9.....   | 13 090  | 1 067           | 1 749          | 3 268          | 2 826          | 1 677          | 1 068          | 461            | 487            | 315           | 172          | 205              |
| 10 to 49.....   | 48 348  | 2 022           | 3 865          | 11 222         | 13 958         | 8 518          | 4 853          | 1 821          | 1 089          | 360           | 640          | 221              |
| 50 or more.....   | 26 917  | 3 138           | 2 692          | 3 353          | 4 157          | 4 803          | 4 136          | 1 881          | 1 815          | 657           | 285          | 250              |
| Mobile home or trailer, etc.....  | 1 233   | 50              | 202            | 261            | 353            | 154            | 113            | 19             | 6              | 9             | 66           | 210              |
| <b>YEAR STRUCTURE BUILT</b>   |         |                 |                |                |                |                |                |                |                |               |              |                  |
| 1975 to March 1980.....   | 15 677  | 1 333           | 654            | 1 049          | 2 522          | 2 905          | 3 057          | 1 305          | 1 595          | 1 086         | 171          | 287              |
| 1970 to 1974.....   | 31 123  | 1 596           | 1 247          | 3 848          | 7 603          | 6 203          | 4 747          | 2 084          | 2 337          | 1 035         | 423          | 258              |
| 1960 to 1969.....   | 34 089  | 1 008           | 1 630          | 5 784          | 8 551          | 6 217          | 3 917          | 2 348          | 2 546          | 1 450         | 638          | 248              |
| 1950 to 1959.....   | 22 772  | 730             | 1 617          | 4 917          | 4 929          | 3 023          | 2 271          | 1 535          | 1 950          | 1 175         | 625          | 237              |
| 1940 to 1949.....   | 14 643  | 762             | 1 852          | 3 300          | 2 928          | 1 822          | 1 280          | 949            | 935            | 428           | 387          | 217              |
| 1939 or earlier.....  | 32 470  | 2 511           | 6 056          | 7 835          | 5 289          | 3 283          | 2 212          | 1 458          | 1 744          | 1 022         | 1 060        | 195              |
| <b>STORIES IN STRUCTURE</b>   |         |                 |                |                |                |                |                |                |                |               |              |                  |
| 1 to 3.....   | 124 456 | 5 146           | 9 924          | 23 134         | 27 696         | 19 079         | 13 861         | 7 782          | 9 295          | 5 596         | 2 943        | 240              |
| 4 or more.....  | 26 318  | 2 794           | 3 132          | 3 599          | 4 126          | 4 374          | 3 623          | 1 897          | 1 812          | 600           | 361          | 240              |
| With elevator.....  | 22 431  | 2 546           | 2 475          | 2 416          | 3 321          | 3 913          | 3 502          | 1 776          | 1 646          | 521           | 315          | 254              |
| <b>GROSS RENT AS PERCENTAGE OF HOUSEHOLD INCOME IN 1979</b>               |         |                 |                |                |                |                |                |                |                |               |              |                  |
| Less than 15 percent.....   | 20 930  | 1 934           | 2 613          | 4 363          | 4 883          | 2 949          | 1 939          | 888            | 823            | 538           | ...          | 214              |
| 15 to 19 percent.....   | 23 335  | 1 245           | 1 856          | 4 552          | 5 103          | 3 784          | 2 869          | 1 471          | 1 796          | 659           | ...          | 238              |
| 20 to 24 percent.....   | 22 390  | 1 865           | 1 584          | 3 720          | 4 623          | 3 625          | 3 047          | 1 612          | 1 402          | 912           | ...          | 243              |
| 25 to 29 percent.....   | 17 555  | 1 087           | 1 503          | 2 634          | 3 703          | 3 024          | 2 220          | 1 196          | 1 382          | 806           | ...          | 248              |
| 30 to 34 percent.....   | 13 112  | 547             | 1 099          | 1 993          | 2 718          | 2 332          | 1 678          | 942            | 1 211          | 592           | ...          | 254              |
| 35 to 49 percent.....   | 21 360  | 613             | 1 959          | 3 811          | 4 327          | 3 385          | 2 450          | 1 603          | 2 108          | 1 104         | ...          | 250              |
| 50 percent or more.....   | 26 653  | 465             | 2 251          | 5 166          | 5 994          | 4 039          | 3 091          | 1 870          | 2 262          | 1 515         | ...          | 245              |
| Not computed.....   | 5 439   | 184             | 191            | 494            | 471            | 315            | 190            | 97             | 123            | 70            | 3 304        | 223              |
| <b>Median</b> .....   | 26.7    | 21.9            | 26.3           | 25.9           | 26.4           |                |                |                |                |               |              |                  |

**Table C-16. Income and Poverty Status in 1979 of Owner-Occupied Housing Units With a White Householder: 1980**

(Data are estimates based on a sample, see Introduction. For meaning of symbols, see Introduction. For definitions of terms, see appendixes A and B)

| Central Cities of SMSA's  | Household income in 1979 |                   |                    |                      |                      |                      |                      |                      |                      |                  |                  | Income in 1979 below poverty level |                |
|---|--------------------------|-------------------|--------------------|----------------------|----------------------|----------------------|----------------------|----------------------|----------------------|------------------|------------------|------------------------------------|----------------|
|   | Total                    | Less than \$5,000 | \$5,000 to \$9,999 | \$10,000 to \$12,499 | \$12,500 to \$14,999 | \$15,000 to \$19,999 | \$20,000 to \$24,999 | \$25,000 to \$34,999 | \$35,000 to \$49,999 | \$50,000 or more | Median (dollars) |                                    | Mean (dollars) |
| <b>Owner-occupied housing units</b>   | <b>193 986</b>           | <b>12 682</b>     | <b>21 440</b>      | <b>12 570</b>        | <b>12 347</b>        | <b>28 718</b>        | <b>28 072</b>        | <b>39 243</b>        | <b>24 346</b>        | <b>14 568</b>    | <b>21 521</b>    | <b>25 494</b>                      | <b>10 284</b>  |
| <b>HOUSEHOLD TYPE AND AGE OF HOUSEHOLDER</b>  |                          |                   |                    |                      |                      |                      |                      |                      |                      |                  |                  |                                    |                |
| <b>Married-couple families</b>  | <b>129 213</b>           | <b>2 637</b>      | <b>8 683</b>       | <b>6 441</b>         | <b>6 897</b>         | <b>18 460</b>        | <b>20 742</b>        | <b>31 861</b>        | <b>21 013</b>        | <b>12 479</b>    | <b>25 187</b>    | <b>29 484</b>                      | <b>3 163</b>   |
| 15 to 24 years  | 2 913                    | 56                | 265                | 236                  | 352                  | 665                  | 697                  | 461                  | 129                  | 52               | 18 920           | 19 817                             | 101            |
| 25 to 34 years  | 28 408                   | 321               | 887                | 1 152                | 1 540                | 5 523                | 6 693                | 7 846                | 3 170                | 1 276            | 23 500           | 25 771                             | 537            |
| 35 to 44 years  | 25 036                   | 281               | 560                | 609                  | 634                  | 3 132                | 4 340                | 7 699                | 4 806                | 2 975            | 28 392           | 33 164                             | 532            |
| 45 to 64 years  | 50 368                   | 874               | 1 840              | 1 651                | 1 924                | 5 617                | 6 805                | 13 327               | 11 266               | 7 064            | 29 542           | 34 321                             | 1 153          |
| 65 years and over   | 22 488                   | 1 105             | 5 131              | 2 793                | 2 447                | 3 523                | 2 207                | 2 528                | 1 642                | 1 112            | 14 763           | 20 495                             | 840            |
| <b>Male householder, no wife present</b>  | <b>21 494</b>            | <b>1 769</b>      | <b>2 569</b>       | <b>1 559</b>         | <b>1 645</b>         | <b>3 758</b>         | <b>3 235</b>         | <b>3 656</b>         | <b>1 924</b>         | <b>1 379</b>     | <b>19 217</b>    | <b>23 740</b>                      | <b>1 368</b>   |
| 15 to 24 years  | 2 090                    | 274               | 311                | 317                  | 205                  | 385                  | 243                  | 201                  | 101                  | 53               | 14 244           | 16 788                             | 349            |
| 25 to 34 years  | 7 790                    | 266               | 564                | 428                  | 725                  | 1 589                | 1 499                | 1 552                | 788                  | 379              | 20 925           | 25 225                             | 284            |
| 35 to 44 years  | 3 454                    | 140               | 156                | 175                  | 209                  | 629                  | 625                  | 773                  | 360                  | 387              | 23 111           | 29 666                             | 122            |
| 45 to 64 years  | 4 731                    | 332               | 442                | 316                  | 254                  | 844                  | 676                  | 887                  | 514                  | 466              | 21 236           | 26 975                             | 307            |
| 65 years and over   | 3 429                    | 757               | 1 096              | 323                  | 252                  | 311                  | 192                  | 243                  | 161                  | 94               | 9 285            | 14 173                             | 306            |
| <b>Female householder, no husband present</b>   | <b>43 279</b>            | <b>8 276</b>      | <b>10 188</b>      | <b>4 570</b>         | <b>3 805</b>         | <b>6 500</b>         | <b>4 095</b>         | <b>3 726</b>         | <b>1 409</b>         | <b>710</b>       | <b>11 737</b>    | <b>14 454</b>                      | <b>5 753</b>   |
| 15 to 24 years  | 1 197                    | 217               | 245                | 147                  | 122                  | 186                  | 107                  | 99                   | 48                   | 26               | 12 321           | 19 032                             | 255            |
| 25 to 34 years  | 6 514                    | 549               | 1 093              | 738                  | 688                  | 1 498                | 776                  | 751                  | 311                  | 110              | 15 496           | 17 051                             | 740            |
| 35 to 44 years  | 5 539                    | 492               | 707                | 635                  | 627                  | 1 206                | 859                  | 673                  | 257                  | 83               | 16 133           | 17 527                             | 630            |
| 45 to 64 years  | 12 830                   | 1 576             | 2 416              | 1 354                | 1 397                | 2 778                | 1 611                | 1 421                | 517                  | 260              | 14 413           | 16 564                             | 1 388          |
| 65 years and over   | 17 199                   | 5 442             | 5 727              | 1 696                | 971                  | 1 332                | 742                  | 782                  | 276                  | 231              | 7 421            | 10 589                             | 2 740          |
| <b>Median age</b>   | <b>49.6</b>              | <b>68.3</b>       | <b>66.9</b>        | <b>58.4</b>          | <b>53.1</b>          | <b>43.8</b>          | <b>41.2</b>          | <b>44.5</b>          | <b>48.4</b>          | <b>49.6</b>      | <b>...</b>       | <b>...</b>                         | <b>57.5</b>    |
| <b>YEAR HOUSEHOLDER MOVED INTO UNIT</b>   |                          |                   |                    |                      |                      |                      |                      |                      |                      |                  |                  |                                    |                |
| 1979 to March 1980  | 32 522                   | 1 484             | 2 594              | 2 073                | 2 338                | 5 548                | 5 735                | 6 899                | 3 736                | 2 115            | 21 690           | 25 238                             | 1 590          |
| 1975 to 1978  | 53 500                   | 1 842             | 3 722              | 2 958                | 3 037                | 8 928                | 9 215                | 12 329               | 7 066                | 4 403            | 23 323           | 27 466                             | 2 102          |
| 1970 to 1974  | 31 132                   | 1 548             | 2 852              | 1 633                | 1 873                | 4 499                | 4 462                | 7 012                | 4 424                | 2 829            | 23 525           | 27 646                             | 1 430          |
| 1960 to 1969  | 37 901                   | 2 667             | 3 993              | 2 410                | 2 034                | 5 061                | 4 703                | 7 810                | 5 822                | 3 401            | 22 763           | 27 598                             | 2 055          |
| 1959 or earlier   | 38 931                   | 5 141             | 8 279              | 3 496                | 3 065                | 4 682                | 3 957                | 5 193                | 3 298                | 1 820            | 14 580           | 19 231                             | 3 107          |
| <b>SELECTED CHARACTERISTICS</b>   |                          |                   |                    |                      |                      |                      |                      |                      |                      |                  |                  |                                    |                |
| <b>Complete plumbing for exclusive use</b>  | <b>193 549</b>           | <b>12 591</b>     | <b>21 354</b>      | <b>12 531</b>        | <b>12 319</b>        | <b>28 682</b>        | <b>28 031</b>        | <b>39 183</b>        | <b>24 310</b>        | <b>14 548</b>    | <b>21 533</b>    | <b>25 510</b>                      | <b>10 222</b>  |
| 1.01 or more persons per room   | 1 720                    | 76                | 187                | 166                  | 133                  | 273                  | 241                  | 460                  | 155                  | 29               | 20 500           | 21 824                             | 244            |
| <b>Lacking complete plumbing for exclusive use</b>  | <b>437</b>               | <b>91</b>         | <b>86</b>          | <b>39</b>            | <b>28</b>            | <b>36</b>            | <b>41</b>            | <b>60</b>            | <b>36</b>            | <b>20</b>        | <b>12 723</b>    | <b>18 461</b>                      | <b>62</b>      |
| 1.01 or more persons per room   | 34                       | 5                 | 8                  | -                    | -                    | -                    | 4                    | -                    | 13                   | 4                | 30 000           | 27 063                             | 13             |
| <b>Heating equipment</b>  | <b>193 965</b>           | <b>12 676</b>     | <b>21 440</b>      | <b>12 570</b>        | <b>12 347</b>        | <b>28 710</b>        | <b>28 065</b>        | <b>39 243</b>        | <b>24 346</b>        | <b>14 568</b>    | <b>21 521</b>    | <b>25 495</b>                      | <b>10 284</b>  |
| Central heating system  | 188 181                  | 11 556            | 20 053             | 12 105               | 11 923               | 27 880               | 27 482               | 38 632               | 24 060               | 14 490           | 21 781           | 25 800                             | 9 372          |
| <b>Air conditioning</b>   | <b>56 729</b>            | <b>3 214</b>      | <b>6 328</b>       | <b>3 976</b>         | <b>3 641</b>         | <b>7 948</b>         | <b>7 540</b>         | <b>10 868</b>        | <b>7 664</b>         | <b>5 550</b>     | <b>21 990</b>    | <b>27 653</b>                      | <b>2 531</b>   |
| Central system  | 28 155                   | 1 305             | 2 399              | 1 628                | 1 517                | 3 582                | 3 554                | 5 777                | 4 462                | 3 931            | 25 140           | 32 296                             | 1 020          |
| <b>Vehicles available</b>   | <b>185 027</b>           | <b>8 967</b>      | <b>18 640</b>      | <b>11 796</b>        | <b>11 845</b>        | <b>28 188</b>        | <b>27 738</b>        | <b>39 073</b>        | <b>24 266</b>        | <b>14 514</b>    | <b>22 188</b>    | <b>26 320</b>                      | <b>8 139</b>   |
| 1   | 58 198                   | 6 157             | 12 089             | 6 597                | 5 501                | 10 385               | 7 121                | 6 563                | 2 492                | 1 293            | 14 434           | 16 834                             | 4 615          |
| 2 or more   | 126 829                  | 2 810             | 6 551              | 5 199                | 6 344                | 17 803               | 20 617               | 32 510               | 21 774               | 13 221           | 26 010           | 30 673                             | 3 524          |
| <b>House heating fuel</b>   | <b>193 965</b>           | <b>12 676</b>     | <b>21 440</b>      | <b>12 570</b>        | <b>12 347</b>        | <b>28 710</b>        | <b>28 065</b>        | <b>39 243</b>        | <b>24 346</b>        | <b>14 568</b>    | <b>21 521</b>    | <b>25 495</b>                      | <b>10 284</b>  |
| Utility gas   | 185 064                  | 12 032            | 20 527             | 11 926               | 11 651               | 27 314               | 26 633               | 37 652               | 23 367               | 13 962           | 21 590           | 25 559                             | 9 671          |
| Bottled, tank, or LP gas  | 1 079                    | 165               | 237                | 93                   | 120                  | 177                  | 109                  | 109                  | 42                   | 27               | 13 427           | 16 353                             | 148            |
| Electricity   | 6 225                    | 346               | 540                | 460                  | 430                  | 956                  | 1 043                | 1 185                | 754                  | 511              | 21 542           | 25 713                             | 354            |
| Fuel oil, kerosene, etc.  | 207                      | 31                | 46                 | 19                   | 5                    | 40                   | 14                   | 20                   | 18                   | 14               | 15 223           | 21 428                             | 18             |
| Other   | 1 390                    | 102               | 90                 | 72                   | 141                  | 223                  | 266                  | 277                  | 165                  | 54               | 20 901           | 23 712                             | 93             |
| <b>Median rooms</b>   | <b>6.3</b>               | <b>4.9</b>        | <b>5.1</b>         | <b>5.3</b>           | <b>5.4</b>           | <b>5.9</b>           | <b>6.4</b>           | <b>6.9</b>           | <b>7.5</b>           | <b>8.1</b>       | <b>...</b>       | <b>...</b>                         | <b>5.2</b>     |
| <b>Specified owner-occupied housing units</b>   | <b>159 809</b>           | <b>9 874</b>      | <b>16 576</b>      | <b>9 548</b>         | <b>9 450</b>         | <b>23 329</b>        | <b>24 024</b>        | <b>33 902</b>        | <b>20 962</b>        | <b>12 144</b>    | <b>22 166</b>    | <b>25 886</b>                      | <b>8 095</b>   |
| <b>MORTGAGE STATUS AND SELECTED MONTHLY OWNER COSTS</b>   |                          |                   |                    |                      |                      |                      |                      |                      |                      |                  |                  |                                    |                |
| <b>With a mortgage</b>  | <b>114 104</b>           | <b>3 755</b>      | <b>6 682</b>       | <b>5 266</b>         | <b>6 036</b>         | <b>17 727</b>        | <b>19 342</b>        | <b>28 327</b>        | <b>17 219</b>        | <b>9 750</b>     | <b>24 518</b>    | <b>28 339</b>                      | <b>4 259</b>   |
| Less than \$200   | 8 957                    | 987               | 1 493              | 820                  | 718                  | 1 639                | 1 170                | 1 518                | 501                  | 111              | 16 182           | 17 940                             | 844            |
| \$200 to \$249  | 13 555                   | 644               | 1 298              | 1 029                | 954                  | 2 331                | 2 131                | 3 151                | 1 640                | 377              | 20 991           | 22 645                             | 691            |
| \$250 to \$299  | 13 935                   | 537               | 905                | 779                  | 928                  | 2 540                | 2 223                | 3 384                | 1 986                | 653              | 22 610           | 24 816                             | 585            |
| \$300 to \$349  | 13 044                   | 377               | 776                | 539                  | 825                  | 2 267                | 2 530                | 3 160                | 1 819                | 751              | 23 050           | 26 066                             | 474            |
| \$350 to \$399  | 12 792                   | 284               | 607                | 606                  | 730                  | 2 416                | 2 560                | 3 228                | 1 581                | 780              | 22 837           | 26 350                             | 371            |
| \$400 to \$499  | 19 554                   | 360               | 822                | 755                  | 958                  | 3 274                | 3 907                | 5 149                | 2 861                | 1 468            | 24 079           | 28 700                             | 487            |
| \$500 to \$599  | 13 736                   | 257               | 374                | 408                  | 494                  | 1 846                | 2 478                | 3 883                | 2 526                | 1 470            | 26 409           | 30 810                             | 385            |
| \$600 to \$749  | 10 943                   | 163               | 247                | 266                  | 293                  | 1 016                | 1 745                | 3 333                | 2 397                | 1 483            | 28 429           | 34 305                             | 224            |
| \$750 or more   | 7 588                    | 146               | 160                | 64                   | 136                  | 398                  | 598                  | 1 521                | 1 908                | 2 657            | 32 632           | 50 507                             | 198            |
| <b>Median</b>   | <b>\$380</b>             | <b>\$273</b>      | <b>\$280</b>       | <b>\$300</b>         | <b>\$325</b>         | <b>\$352</b>         | <b>\$382</b>         | <b>\$396</b>         | <b>\$436</b>         | <b>\$550</b>     | <b>...</b>       | <b>...</b>                         | <b>\$301</b>   |
| <b>Not mortgaged</b>  | <b>45 705</b>            | <b>6 119</b>      | <b>9 894</b>       | <b>4 282</b>         | <b>3 414</b>         | <b>5 602</b>         | <b>4 682</b>         | <b>5 575</b>         | <b>3 743</b>         | <b>2 394</b>     | <b>14 373</b>    | <b>19 761</b>                      | <b>3 836</b>   |
| Less than \$50  | 158                      | 53                | 54                 | 20                   | 19                   | 12                   | -                    | -                    | -                    | -                | 7 941            | 8 083                              | 36             |
| \$50 to \$74  | 2 094                    | 635               | 576                | 201                  | 121                  | 243                  | 151                  | 95                   | 36                   | 36               | 8 551            | 11 639                             | 437            |
| \$75 to \$99  | 8 145                    | 1 837             | 2 563              | 830                  | 712                  | 782                  | 583                  | 489                  | 281                  | 68               | 9 321            | 12 298                             | 982            |
| \$100 to \$124  | 12 349                   | 1 716             | 3 052              | 1 515                | 1 030                | 1 612                | 1 353                | 1 255                | 646                  | 170              | 12 321           | 15 606                             | 1 024          |
| \$125 to \$149  | 9 803                    | 871               | 1 914              | 944                  | 755                  | 1 530                | 1 044                | 1 581                | 886                  | 278              | 16 407           | 19 388                             | 592            |
| \$150 to \$199  | 8 918                    | 752               | 1 242              | 628                  | 623                  | 1 104                | 1 079                | 1 467                | 1 268                | 755              | 20 426           | 24 514                             | 561            |
| \$200 to \$249  | 2 408                    | 115               | 349                | 95                   | 88                   | 199                  | 304                  | 463                  | 359                  | 436              | 25 763           | 31 923                             | 100            |
| \$250 or more   | 1 830                    | 140               | 144                | 49                   | 66                   | 120                  | 168                  | 225                  | 267                  | 651              | 35 127           | 54 141                             | 104            |
| <b>Median</b>   | <b>\$125</b>             | <b>\$108</b>      | <b>\$114</b>       | <b>\$118</b>         | <b>\$121</b>         | <b>\$127</b>         | <b>\$131</b>         | <b>\$140</b>         | <b>\$151</b>         | <b>\$193</b>     | <b>...</b>       | <b>...</b>                         | <b>\$111</b>   |
| <b>MORTGAGE STATUS AND SELECTED MONTHLY OWNER COSTS AS PERCENTAGE OF HOUSEHOLD INCOME IN 1979</b> |                          |                   |                    |                      |                      |                      |                      |                      |                      |                  |                  |                                    |                |
| <b>With a mortgage</b>  | <b>114 104</b>           | <b>3 755</b>      | <b>6 682</b>       | <b>5 266</b>         | <b>6 036</b>         | <b>17 727</b>        | <b>19 342</b>        | <b>28 327</b>        | <b>17 219</b>        | <b>9 750</b>     | <b>24 518</b>    | <b>28 339</b>                      | <b>4 259</b>   |
| Less than 15 percent  | 36 076                   | 6                 | 27                 | 92                   | 288                  | 2 099                | 4 247                | 11 532               | 10 099               | 7 686            | 34 728           | 42 186                             | 39             |
| 15 to 19 percent  | 21 742                   | 15                | 149                | 423                  | 867                  | 3 586                | 4 470                | 6 925                | 3 928                | 1 379            | 26 623           | 29 048                             |                |

Table C—17. **Income and Poverty Status in 1979 of Renter-Occupied Housing Units With a White Householder: 1980**

[Data are estimates based on a sample, see Introduction. For meaning of symbols, see Introduction. For definitions of terms, see appendixes A and B.]

| Central Cities of SMSA's                                    | Household income in 1979 |                   |                    |                      |                      |                      |                      |                      |                      |                  |                  | Income in 1979 below poverty level |                |
|---|--------------------------|-------------------|--------------------|----------------------|----------------------|----------------------|----------------------|----------------------|----------------------|------------------|------------------|------------------------------------|----------------|
|   | Total                    | Less than \$5,000 | \$5,000 to \$9,999 | \$10,000 to \$12,499 | \$12,500 to \$14,999 | \$15,000 to \$19,999 | \$20,000 to \$24,999 | \$25,000 to \$34,999 | \$35,000 to \$49,999 | \$50,000 or more | Median (dollars) |                                    | Mean (dollars) |
| <b>Renter-occupied housing units</b>                        | <b>152 281</b>           | <b>31 621</b>     | <b>37 671</b>      | <b>18 463</b>        | <b>14 762</b>        | <b>21 522</b>        | <b>12 263</b>        | <b>10 714</b>        | <b>3 589</b>         | <b>1 676</b>     | <b>10 927</b>    | <b>13 150</b>                      | <b>30 491</b>  |
| <b>HOUSEHOLD TYPE AND AGE OF HOUSEHOLDER</b>                |                          |                   |                    |                      |                      |                      |                      |                      |                      |                  |                  |                                    |                |
| <b>Married-couple families</b>                              | <b>40 033</b>            | <b>2 672</b>      | <b>8 090</b>       | <b>5 148</b>         | <b>4 676</b>         | <b>7 704</b>         | <b>5 041</b>         | <b>4 506</b>         | <b>1 463</b>         | <b>733</b>       | <b>14 696</b>    | <b>17 142</b>                      | <b>3 748</b>   |
| 15 to 24 years  | 8 583                    | 751               | 2 319              | 1 586                | 1 104                | 1 662                | 706                  | 386                  | 41                   | 28               | 11 925           | 12 909                             | 984            |
| 25 to 34 years  | 15 940                   | 978               | 2 584              | 1 872                | 1 976                | 3 450                | 2 526                | 1 849                | 493                  | 212              | 15 730           | 17 285                             | 1 517          |
| 35 to 44 years  | 4 556                    | 268               | 543                | 525                  | 485                  | 980                  | 666                  | 790                  | 211                  | 88               | 17 210           | 20 525                             | 478            |
| 45 to 64 years  | 6 220                    | 371               | 865                | 508                  | 591                  | 1 055                | 827                  | 1 148                | 559                  | 296              | 18 517           | 22 043                             | 550            |
| 65 years and over   | 4 734                    | 304               | 1 779              | 657                  | 520                  | 557                  | 316                  | 333                  | 159                  | 109              | 11 081           | 14 641                             | 219            |
| <b>Male householder, no wife present</b>                    | <b>48 398</b>            | <b>8 867</b>      | <b>11 564</b>      | <b>5 709</b>         | <b>4 527</b>         | <b>7 246</b>         | <b>4 316</b>         | <b>3 976</b>         | <b>1 504</b>         | <b>689</b>       | <b>11 650</b>    | <b>14 067</b>                      | <b>8 937</b>   |
| 15 to 24 years  | 14 725                   | 2 933             | 4 206              | 2 055                | 1 408                | 2 022                | 953                  | 739                  | 294                  | 115              | 10 272           | 12 051                             | 4 197          |
| 25 to 34 years  | 18 806                   | 2 303             | 4 120              | 2 292                | 2 038                | 3 374                | 2 080                | 1 944                | 495                  | 160              | 13 344           | 14 938                             | 2 246          |
| 35 to 44 years  | 5 016                    | 600               | 838                | 572                  | 432                  | 820                  | 587                  | 641                  | 329                  | 197              | 15 364           | 18 411                             | 538            |
| 45 to 64 years  | 6 369                    | 1 480             | 1 315              | 647                  | 461                  | 816                  | 563                  | 572                  | 332                  | 183              | 11 505           | 15 551                             | 1 090          |
| 65 years and over   | 3 482                    | 1 551             | 1 085              | 143                  | 188                  | 214                  | 133                  | 80                   | 54                   | 34               | 5 714            | 8 924                              | 866            |
| <b>Female householder, no husband present</b>               | <b>63 850</b>            | <b>20 082</b>     | <b>18 017</b>      | <b>7 606</b>         | <b>5 559</b>         | <b>6 572</b>         | <b>2 906</b>         | <b>2 232</b>         | <b>622</b>           | <b>254</b>       | <b>8 195</b>     | <b>9 952</b>                       | <b>17 806</b>  |
| 15 to 24 years  | 15 082                   | 4 920             | 4 698              | 1 761                | 1 198                | 1 419                | 543                  | 403                  | 107                  | 33               | 7 649            | 9 070                              | 6 233          |
| 25 to 34 years  | 18 397                   | 3 472             | 4 881              | 3 060                | 2 175                | 2 448                | 1 071                | 931                  | 296                  | 63               | 10 691           | 11 913                             | 3 697          |
| 35 to 44 years  | 5 324                    | 1 268             | 1 306              | 774                  | 519                  | 813                  | 329                  | 247                  | 36                   | 32               | 10 284           | 11 459                             | 1 383          |
| 45 to 64 years  | 9 174                    | 2 523             | 2 490              | 1 101                | 974                  | 1 030                | 590                  | 364                  | 67                   | 35               | 9 158            | 10 599                             | 2 208          |
| 65 years and over   | 15 873                   | 7 899             | 4 642              | 910                  | 693                  | 862                  | 373                  | 287                  | 116                  | 91               | 5 032            | 7 639                              | 4 285          |
| <b>Median age</b>   | <b>31.1</b>              | <b>36.9</b>       | <b>30.2</b>        | <b>29.0</b>          | <b>29.5</b>          | <b>29.9</b>          | <b>31.0</b>          | <b>32.7</b>          | <b>36.0</b>          | <b>42.7</b>      | <b>...</b>       | <b>...</b>                         | <b>29.1</b>    |
| <b>YEAR HOUSEHOLDER MOVED INTO UNIT</b>                     |                          |                   |                    |                      |                      |                      |                      |                      |                      |                  |                  |                                    |                |
| 1979 to March 1980  | 87 144                   | 17 266            | 22 091             | 10 873               | 8 501                | 12 516               | 7 031                | 5 917                | 2 092                | 857              | 10 969           | 13 100                             | 19 036         |
| 1975 to 1978  | 43 709                   | 8 212             | 10 006             | 5 552                | 4 622                | 6 516                | 3 879                | 3 472                | 966                  | 484              | 11 637           | 13 617                             | 7 422          |
| 1970 to 1974  | 11 988                   | 3 358             | 3 038              | 1 154                | 1 001                | 1 409                | 725                  | 874                  | 279                  | 150              | 9 334            | 12 334                             | 2 369          |
| 1960 to 1969  | 6 712                    | 1 911             | 1 731              | 614                  | 452                  | 827                  | 487                  | 372                  | 183                  | 135              | 9 105            | 12 645                             | 1 183          |
| 1959 or earlier   | 2 728                    | 874               | 805                | 270                  | 186                  | 254                  | 141                  | 79                   | 69                   | 50               | 7 495            | 12 109                             | 481            |
| <b>PLUMBING FACILITIES BY PERSONS PER ROOM</b>              |                          |                   |                    |                      |                      |                      |                      |                      |                      |                  |                  |                                    |                |
| <b>Complete plumbing for exclusive use</b>                  | <b>148 398</b>           | <b>30 135</b>     | <b>36 614</b>      | <b>18 123</b>        | <b>14 469</b>        | <b>21 154</b>        | <b>12 103</b>        | <b>10 578</b>        | <b>3 558</b>         | <b>1 664</b>     | <b>11 028</b>    | <b>13 254</b>                      | <b>29 180</b>  |
| 0.50 or less  | 102 559                  | 21 771            | 25 173             | 12 692               | 9 971                | 14 357               | 7 991                | 6 970                | 2 388                | 1 246            | 10 854           | 13 060                             | 17 283         |
| 0.51 to 1.00  | 42 118                   | 7 786             | 10 621             | 4 892                | 4 134                | 6 171                | 3 773                | 3 307                | 1 077                | 357              | 11 355           | 13 633                             | 10 638         |
| 1.01 to 1.50  | 2 633                    | 329               | 543                | 427                  | 267                  | 491                  | 230                  | 241                  | 44                   | 61               | 12 664           | 15 086                             | 859            |
| 1.51 or more  | 1 088                    | 249               | 277                | 112                  | 97                   | 135                  | 109                  | 60                   | 49                   | —                | 10 402           | 12 479                             | 400            |
| <b>Lacking complete plumbing for exclusive use</b>          | <b>3 883</b>             | <b>1 486</b>      | <b>1 057</b>       | <b>340</b>           | <b>293</b>           | <b>368</b>           | <b>160</b>           | <b>136</b>           | <b>31</b>            | <b>12</b>        | <b>6 805</b>     | <b>9 176</b>                       | <b>1 311</b>   |
| 0.50 or less  | 1 969                    | 758               | 546                | 167                  | 124                  | 178                  | 86                   | 78                   | 26                   | 6                | 7 089            | 9 639                              | 535            |
| 0.51 to 1.00  | 1 736                    | 667               | 452                | 166                  | 147                  | 183                  | 66                   | 49                   | —                    | 6                | 6 600            | 8 651                              | 698            |
| 1.01 to 1.50  | 62                       | 7                 | 29                 | —                    | 22                   | —                    | —                    | 4                    | —                    | —                | 9 038            | 9 930                              | 31             |
| 1.51 or more  | 116                      | 54                | 30                 | 7                    | —                    | 7                    | 8                    | 5                    | 5                    | —                | 5 333            | 8 778                              | 47             |
| <b>SELECTED CHARACTERISTICS</b>                             |                          |                   |                    |                      |                      |                      |                      |                      |                      |                  |                  |                                    |                |
| <b>Heating equipment</b>                                    | <b>152 170</b>           | <b>31 576</b>     | <b>37 642</b>      | <b>18 451</b>        | <b>14 753</b>        | <b>21 516</b>        | <b>12 263</b>        | <b>10 714</b>        | <b>3 589</b>         | <b>1 666</b>     | <b>10 930</b>    | <b>13 131</b>                      | <b>30 437</b>  |
| Central heating system                                      | 145 029                  | 29 366            | 35 458             | 17 616               | 14 202               | 20 833               | 11 926               | 10 488               | 3 508                | 1 632            | 11 091           | 13 293                             | 28 255         |
| <b>Air conditioning</b>                                     | <b>62 430</b>            | <b>10 090</b>     | <b>14 214</b>      | <b>8 003</b>         | <b>6 612</b>         | <b>9 964</b>         | <b>5 867</b>         | <b>5 086</b>         | <b>1 707</b>         | <b>887</b>       | <b>12 159</b>    | <b>14 415</b>                      | <b>8 990</b>   |
| Central system  | 27 854                   | 4 134             | 5 638              | 3 205                | 2 903                | 4 544                | 2 923                | 2 859                | 1 063                | 585              | 13 318           | 16 016                             | 3 402          |
| <b>Vehicles available</b>                                   | <b>123 695</b>           | <b>17 206</b>     | <b>28 840</b>      | <b>16 425</b>        | <b>13 533</b>        | <b>20 325</b>        | <b>11 826</b>        | <b>10 417</b>        | <b>3 503</b>         | <b>1 620</b>     | <b>12 405</b>    | <b>14 651</b>                      | <b>19 565</b>  |
| 1   | 77 586                   | 14 073            | 22 124             | 11 607               | 8 356                | 11 187               | 5 102                | 3 536                | 1 026                | 575              | 10 559           | 12 030                             | 13 231         |
| 2 or more   | 46 109                   | 3 133             | 6 716              | 4 818                | 5 177                | 9 138                | 6 724                | 6 881                | 2 477                | 1 045            | 16 591           | 19 061                             | 6 334          |
| <b>House heating fuel</b>                                   | <b>152 170</b>           | <b>31 576</b>     | <b>37 642</b>      | <b>18 451</b>        | <b>14 753</b>        | <b>21 516</b>        | <b>12 263</b>        | <b>10 714</b>        | <b>3 589</b>         | <b>1 666</b>     | <b>10 930</b>    | <b>13 131</b>                      | <b>30 437</b>  |
| Utility gas   | 127 282                  | 26 180            | 31 491             | 15 075               | 12 396               | 17 989               | 10 415               | 9 183                | 3 078                | 1 475            | 10 990           | 13 237                             | 25 138         |
| Bottled, tank, or LP gas                                    | 1 359                    | 334               | 368                | 209                  | 125                  | 137                  | 86                   | 66                   | 20                   | 14               | 9 731            | 11 366                             | 313            |
| Electricity   | 20 515                   | 4 292             | 4 919              | 2 758                | 2 013                | 3 006                | 1 560                | 1 369                | 449                  | 149              | 10 949           | 12 859                             | 4 316          |
| Fuel oil, kerosene, etc.                                    | 1 540                    | 366               | 445                | 215                  | 112                  | 203                  | 97                   | 63                   | 19                   | 20               | 9 498            | 11 659                             | 325            |
| Other   | 1 474                    | 404               | 419                | 194                  | 107                  | 181                  | 105                  | 33                   | 23                   | 8                | 8 897            | 10 982                             | 345            |
| <b>Median rooms</b>   | <b>3.8</b>               | <b>3.1</b>        | <b>3.5</b>         | <b>3.7</b>           | <b>3.9</b>           | <b>4.1</b>           | <b>4.3</b>           | <b>4.6</b>           | <b>4.7</b>           | <b>4.9</b>       | <b>...</b>       | <b>...</b>                         | <b>3.5</b>     |
| <b>Specified renter-occupied housing units</b>              |                          |                   |                    |                      |                      |                      |                      |                      |                      |                  |                  |                                    |                |
| <b>CONTRACT RENT</b>  | <b>10 709</b>            | <b>6 875</b>      | <b>2 300</b>       | <b>520</b>           | <b>370</b>           | <b>320</b>           | <b>134</b>           | <b>122</b>           | <b>59</b>            | <b>9</b>         | <b>4 274</b>     | <b>5 770</b>                       | <b>5 391</b>   |
| Less than \$100   | 17 744                   | 6 387             | 6 040              | 1 913                | 1 167                | 1 208                | 543                  | 347                  | 79                   | 60               | 6 745            | 8 467                              | 5 061          |
| \$100 to \$149  | 34 550                   | 7 863             | 11 480             | 4 812                | 3 340                | 3 795                | 1 871                | 1 052                | 221                  | 116              | 9 043            | 10 365                             | 6 825          |
| \$150 to \$199  | 30 241                   | 4 818             | 8 167              | 4 510                | 3 434                | 4 835                | 2 412                | 1 515                | 406                  | 144              | 11 184           | 12 717                             | 4 946          |
| \$200 to \$249  | 22 549                   | 2 359             | 4 446              | 3 135                | 2 899                | 4 640                | 2 299                | 1 976                | 614                  | 181              | 13 651           | 15 119                             | 2 875          |
| \$250 to \$299  | 13 877                   | 1 163             | 2 088              | 1 584                | 1 517                | 2 937                | 2 103                | 1 793                | 511                  | 181              | 15 901           | 17 255                             | 1 893          |
| \$300 to \$349  | 8 959                    | 532               | 1 034              | 768                  | 938                  | 1 721                | 1 405                | 1 761                | 583                  | 217              | 18 383           | 20 322                             | 1 156          |
| \$350 to \$399  | 6 557                    | 532               | 692                | 525                  | 509                  | 1 142                | 914                  | 1 306                | 622                  | 315              | 19 351           | 22 482                             | 1 124          |
| \$400 to \$499  | 2 284                    | 110               | 226                | 114                  | 101                  | 286                  | 250                  | 529                  | 313                  | 355              | 25 786           | 30 939                             | 357            |
| \$500 or more   | 3 304                    | 694               | 854                | 428                  | 334                  | 442                  | 213                  | 200                  | 78                   | 61               | 10 607           | 13 761                             | 539            |
| No cash rent  | 216                      | 162               | 192                | 217                  | 230                  | 253                  | 272                  | 305                  | 332                  | 373              | ...              | ...                                | 180            |
| <b>GROSS RENT</b>   | <b>7 940</b>             | <b>5 835</b>      | <b>1 360</b>       | <b>256</b>           | <b>200</b>           | <b>133</b>           | <b>86</b>            | <b>39</b>            | <b>27</b>            | <b>4</b>         | <b>3 966</b>     | <b>4 876</b>                       | <b>4 398</b>   |
| Less than \$100   | 13 056                   | 5 291             | 4 765              | 1 108                | 705                  | 673                  | 260                  | 163                  | 50                   | 41               | 6 014            | 7 550                              | 3 934          |
| \$100 to \$149  | 26 733                   | 7 063             | 9 276              | 3 821                | 2 318                | 2 480                | 1 012                | 596                  | 118                  | 49               | 8 247            | 9 424                              | 5 996          |
| \$150 to \$199  | 31 822                   | 5 825             | 9 412              | 4 650                | 3 597                | 4 398                | 2 148                | 1 309                | 346                  | 137              | 10 362           | 11 674                             | 5 468          |
| \$200 to \$249  | 23 453                   | 2 934             | 5 329              | 3 511                | 2 992                | 4 224                | 2 234                | 1 538                | 492                  | 199              | 12 466           | 13 975                             | 3 434          |
| \$250 to \$299  | 17 484                   | 1 758             | 2 907              | 2 114                | 1 893                | 3 827                | 2 324                | 1 965                | 542                  | 154              | 15 079           | 16 617                             | 2 405          |
| \$300 to \$349  | 9 679                    | 824               | 1 492              | 1 023                | 970                  | 2 014                | 1 479                | 1 311                | 377                  | 189              | 16 294           | 17 818                             | 1 460          |
| \$350 to \$399  | 11 107                   | 730               | 1 341              | 997                  | 1 230                | 2 128                | 1 533                | 2 074                | 794                  | 280              | 17 672           | 20 169                             | 1 559          |
| \$400 to \$499  | 6 196                    | 379               | 591                | 401                  | 370                  | 1 007                | 855                  | 1 406                | 662                  | 525              | 21 683           | 25 653                             | 974            |
| \$500 or more   | 3 304                    | 694               | 854                | 428                  | 334                  | 442                  | 213                  | 200                  | 78                   | 61               | 10 607           | 13 761                             | 539            |
| No cash rent  | 240                      | 179               | 213                | 239                  | 255                  | 282                  | 305                  | 340                  | 367                  | 406              | ...              | ...                                | 204            |
| <b>GROSS RENT AS PERCENTAGE OF HOUSEHOLD INCOME IN 1979</b> | <b>20 930</b>            | <b>373</b>        | <b>935</b>         | <b>858</b>           | <b>1 291</b>         | <b>4 003</b>         | <b>4 174</b>         | <b>5 230</b>         |                      |                  |                  |                                    |                |



Table C-18. Selected Monthly Owner Costs for Mortgaged Housing Units With a White Householder: 1980

[Data are estimates based on a sample, see Introduction. For meaning of symbols, see Introduction. For definitions of terms, see appendixes A and B]

| Central Cities of SMSA's  | Total          | Less than \$200 | \$200 to \$249 | \$250 to \$299 | \$300 to \$349 | \$350 to \$399 | \$400 to \$499 | \$500 to \$599 | \$600 to \$749 | \$750 or more | Median (dollars) |
|---|----------------|-----------------|----------------|----------------|----------------|----------------|----------------|----------------|----------------|---------------|------------------|
| <b>Specified owner-occupied housing units</b> .....                           | <b>114 104</b> | <b>8 957</b>    | <b>13 555</b>  | <b>13 935</b>  | <b>13 044</b>  | <b>12 792</b>  | <b>19 554</b>  | <b>13 736</b>  | <b>10 943</b>  | <b>7 588</b>  | <b>380</b>       |
| <b>PERSONS IN UNIT</b>  |                |                 |                |                |                |                |                |                |                |               |                  |
| 1 person .....  | 13 044         | 2 015           | 1 830          | 1 517          | 1 469          | 1 508          | 2 083          | 1 198          | 965            | 459           | 339              |
| 2 persons .....   | 36 634         | 3 849           | 4 964          | 4 723          | 3 934          | 3 914          | 5 703          | 4 239          | 3 079          | 2 229         | 361              |
| 3 persons .....   | 24 333         | 1 519           | 2 903          | 3 022          | 2 955          | 2 513          | 4 392          | 2 982          | 2 535          | 1 512         | 385              |
| 4 persons .....   | 24 543         | 935             | 2 303          | 2 779          | 2 967          | 3 055          | 4 914          | 3 052          | 2 626          | 1 912         | 404              |
| 5 persons .....   | 10 422         | 390             | 1 010          | 1 225          | 1 143          | 1 191          | 1 686          | 1 619          | 1 158          | 1 000         | 415              |
| 6 persons .....   | 3 426          | 188             | 364            | 422            | 318            | 424            | 542            | 404            | 428            | 336           | 400              |
| 7 persons .....   | 1 193          | 47              | 124            | 198            | 201            | 94             | 163            | 160            | 103            | 103           | 364              |
| 8 or more persons .....   | 509            | 14              | 57             | 49             | 57             | 93             | 71             | 82             | 49             | 37            | 392              |
| Median .....  | 2.80           | 2.14            | 2.50           | 2.74           | 2.88           | 2.89           | 2.95           | 2.98           | 3.06           | 3.23          | ...              |
| <b>HOUSEHOLD TYPE AND AGE OF HOUSEHOLDER</b>                                  |                |                 |                |                |                |                |                |                |                |               |                  |
| <b>Married-couple families</b> .....  | <b>86 532</b>  | <b>5 739</b>    | <b>9 959</b>   | <b>10 286</b>  | <b>9 805</b>   | <b>9 763</b>   | <b>14 911</b>  | <b>10 870</b>  | <b>8 876</b>   | <b>6 323</b>  | <b>388</b>       |
| 15 to 24 years .....  | 2 199          | 49              | 81             | 223            | 177            | 378            | 633            | 395            | 195            | 68            | 428              |
| 25 to 34 years .....  | 24 872         | 365             | 1 132          | 1 901          | 2 661          | 3 286          | 5 788          | 4 335          | 3 530          | 1 874         | 451              |
| 35 to 44 years .....  | 21 901         | 606             | 2 017          | 2 435          | 2 285          | 2 303          | 3 748          | 3 137          | 2 981          | 2 389         | 433              |
| 45 to 64 years .....  | 32 734         | 3 480           | 5 525          | 4 953          | 4 129          | 3 446          | 4 389          | 2 836          | 2 081          | 1 895         | 329              |
| 65 years and over .....   | 4 826          | 1 239           | 1 204          | 774            | 553            | 350            | 353            | 167            | 89             | 97            | 249              |
| <b>Male householder, no wife present</b> .....                                | <b>10 984</b>  | <b>881</b>      | <b>994</b>     | <b>1 131</b>   | <b>1 165</b>   | <b>1 245</b>   | <b>2 116</b>   | <b>1 420</b>   | <b>1 272</b>   | <b>760</b>    | <b>403</b>       |
| 15 to 24 years .....  | 992            | 40              | 56             | 74             | 118            | 125            | 213            | 202            | 128            | 36            | 436              |
| 25 to 34 years .....  | 5 168          | 147             | 230            | 440            | 564            | 629            | 1 132          | 872            | 773            | 381           | 448              |
| 35 to 44 years .....  | 2 083          | 134             | 201            | 199            | 214            | 261            | 454            | 165            | 227            | 228           | 407              |
| 45 to 64 years .....  | 2 164          | 329             | 376            | 361            | 195            | 184            | 289            | 175            | 144            | 111           | 304              |
| 65 years and over .....   | 577            | 231             | 131            | 57             | 74             | 46             | 28             | 6              | —              | 4             | 222              |
| <b>Female householder, no husband present</b> .....                           | <b>16 588</b>  | <b>2 337</b>    | <b>2 602</b>   | <b>2 518</b>   | <b>2 074</b>   | <b>1 784</b>   | <b>2 527</b>   | <b>1 446</b>   | <b>795</b>     | <b>505</b>    | <b>320</b>       |
| 15 to 24 years .....  | 513            | 23              | 24             | 80             | 55             | 81             | 119            | 80             | 28             | 23            | 396              |
| 25 to 34 years .....  | 4 088          | 142             | 316            | 431            | 572            | 567            | 875            | 613            | 339            | 233           | 402              |
| 35 to 44 years .....  | 3 898          | 253             | 530            | 566            | 587            | 451            | 707            | 404            | 280            | 120           | 351              |
| 45 to 64 years .....  | 5 727          | 1 077           | 1 222          | 1 091          | 672            | 523            | 606            | 288            | 128            | 120           | 276              |
| 65 years and over .....   | 2 362          | 842             | 510            | 350            | 188            | 162            | 220            | 61             | 20             | 9             | 233              |
| Median age .....  | 41.5           | 56.6            | 51.4           | 46.9           | 42.5           | 38.5           | 36.7           | 35.8           | 36.1           | 39.0          | ...              |
| <b>YEAR HOUSEHOLDER MOVED INTO UNIT</b>                                       |                |                 |                |                |                |                |                |                |                |               |                  |
| 1979 to March 1980 .....  | 21 539         | 309             | 528            | 767            | 983            | 1 768          | 4 398          | 4 419          | 4 795          | 3 572         | 546              |
| 1975 to 1978 .....  | 39 203         | 741             | 1 845          | 3 150          | 4 944          | 5 771          | 9 460          | 6 234          | 4 330          | 2 728         | 430              |
| 1970 to 1974 .....  | 22 028         | 1 469           | 2 952          | 4 154          | 3 749          | 2 913          | 3 224          | 1 812          | 981            | 774           | 333              |
| 1960 to 1969 .....  | 23 664         | 3 797           | 6 290          | 4 796          | 2 799          | 1 893          | 1 963          | 1 000          | 696            | 430           | 268              |
| 1959 or earlier .....   | 7 670          | 2 641           | 1 940          | 1 068          | 569            | 447            | 509            | 271            | 141            | 84            | 231              |
| <b>ROOMS</b>  |                |                 |                |                |                |                |                |                |                |               |                  |
| 1 to 3 rooms .....  | 1 132          | 310             | 168            | 114            | 121            | 134            | 137            | 88             | 47             | 13            | 289              |
| 4 rooms .....   | 7 559          | 1 854           | 1 326          | 1 020          | 841            | 847            | 928            | 512            | 195            | 36            | 279              |
| 5 rooms .....   | 17 204         | 2 987           | 2 888          | 2 519          | 1 951          | 1 959          | 2 565          | 1 349          | 751            | 235           | 305              |
| 6 rooms .....   | 20 311         | 1 581           | 2 944          | 2 652          | 2 517          | 2 469          | 3 622          | 2 256          | 1 625          | 645           | 359              |
| 7 rooms .....   | 22 307         | 1 103           | 2 645          | 2 735          | 2 639          | 2 388          | 4 182          | 2 822          | 2 441          | 1 352         | 393              |
| 8 or more rooms .....   | 45 591         | 1 122           | 3 584          | 4 895          | 4 975          | 4 995          | 8 120          | 6 709          | 5 884          | 5 307         | 436              |
| Median .....  | 7.0            | 5.3             | 6.3            | 6.7            | 6.9            | 6.9            | 7.1            | 7.4            | 7.7            | 8.5           | ...              |
| <b>YEAR STRUCTURE BUILT</b>   |                |                 |                |                |                |                |                |                |                |               |                  |
| 1975 to March 1980 .....  | 15 718         | 69              | 126            | 182            | 445            | 1 151          | 3 456          | 3 454          | 3 989          | 2 846         | 570              |
| 1970 to 1974 .....  | 15 434         | 190             | 563            | 1 468          | 2 174          | 2 294          | 3 601          | 2 355          | 1 587          | 1 202         | 426              |
| 1960 to 1969 .....  | 25 116         | 1 183           | 3 804          | 4 191          | 3 544          | 3 266          | 3 933          | 2 596          | 1 584          | 1 015         | 348              |
| 1950 to 1959 .....  | 26 912         | 4 013           | 5 087          | 3 642          | 3 056          | 2 732          | 3 950          | 2 137          | 1 522          | 773           | 312              |
| 1940 to 1949 .....  | 9 257          | 1 360           | 1 269          | 1 337          | 1 314          | 1 029          | 1 366          | 859            | 437            | 286           | 325              |
| 1939 or earlier .....   | 21 667         | 2 142           | 2 706          | 3 115          | 2 511          | 2 320          | 3 248          | 2 335          | 1 824          | 1 466         | 358              |
| <b>VALUE</b>  |                |                 |                |                |                |                |                |                |                |               |                  |
| Less than \$10,000 .....  | 187            | 106             | 55             | 17             | 3              | 6              | —              | —              | —              | —             | 186              |
| \$10,000 to \$19,999 .....  | 1 176          | 538             | 373            | 142            | 62             | 30             | 24             | —              | —              | —             | 207              |
| \$20,000 to \$29,999 .....  | 4 247          | 1 282           | 1 109          | 850            | 544            | 263            | 131            | 37             | 31             | —             | 238              |
| \$30,000 to \$39,999 .....  | 8 214          | 1 838           | 1 739          | 1 469          | 1 184          | 969            | 742            | 195            | 78             | —             | 268              |
| \$40,000 to \$49,999 .....  | 15 654         | 2 211           | 3 002          | 2 699          | 2 106          | 2 191          | 2 405          | 782            | 240            | 18            | 298              |
| \$50,000 to \$59,999 .....  | 19 548         | 1 556           | 3 042          | 2 622          | 2 594          | 2 762          | 3 935          | 1 995          | 885            | 157           | 349              |
| \$60,000 to \$79,999 .....  | 35 475         | 1 160           | 3 632          | 4 267          | 3 844          | 3 945          | 7 309          | 5 809          | 4 428          | 1 081         | 412              |
| \$80,000 to \$99,999 .....  | 15 458         | 212             | 508            | 1 454          | 1 786          | 1 542          | 2 877          | 2 616          | 2 850          | 1 613         | 476              |
| \$100,000 to \$149,999 .....  | 10 161         | 39              | 70             | 373            | 823            | 912            | 1 684          | 1 733          | 1 856          | 2 671         | 568              |
| \$150,000 or more .....   | 3 984          | 15              | 25             | 42             | 98             | 172            | 447            | 562            | 575            | 2 048         | 750+             |
| Median .....  | \$63 700       | \$43 000        | \$51 600       | \$56 600       | \$60 100       | \$60 700       | \$65 500       | \$72 700       | \$79 200       | \$114 900     | ...              |
| <b>SELECTED MONTHLY OWNER COSTS AS PERCENTAGE OF HOUSEHOLD INCOME IN 1979</b> |                |                 |                |                |                |                |                |                |                |               |                  |
| Less than 15 percent .....  | 36 076         | 5 230           | 7 846          | 6 988          | 4 956          | 3 386          | 3 719          | 1 875          | 1 079          | 997           | 286              |
| 15 to 19 percent .....  | 21 742         | 1 139           | 2 209          | 2 849          | 3 218          | 3 067          | 4 223          | 2 460          | 1 546          | 1 031         | 374              |
| 20 to 24 percent .....  | 17 256         | 651             | 1 077          | 1 517          | 1 900          | 2 436          | 3 968          | 2 728          | 1 911          | 1 068         | 424              |
| 25 to 29 percent .....  | 12 526         | 484             | 770            | 823            | 1 050          | 1 463          | 2 788          | 2 018          | 1 901          | 1 229         | 461              |
| 30 to 34 percent .....  | 8 083          | 279             | 365            | 412            | 528            | 799            | 1 669          | 1 675          | 1 485          | 871           | 499              |
| 35 percent or more .....  | 17 995         | 1 119           | 1 236          | 1 288          | 1 350          | 1 595          | 3 140          | 2 931          | 2 975          | 2 361         | 476              |
| Not computed .....  | 426            | 55              | 52             | 58             | 42             | 46             | 47             | 49             | 46             | 31            | 357              |
| Median .....  | 19.8           | 13.3            | 13.6           | 14.9           | 17.4           | 19.9           | 22.3           | 24.6           | 27.4           | 27.8          | ...              |
| <b>SELECTED CHARACTERISTICS</b>   |                |                 |                |                |                |                |                |                |                |               |                  |
| <b>Heating equipment</b> .....  | <b>114 097</b> | <b>8 957</b>    | <b>13 555</b>  | <b>13 928</b>  | <b>13 044</b>  | <b>12 792</b>  | <b>19 554</b>  | <b>13 736</b>  | <b>10 943</b>  | <b>7 588</b>  | <b>380</b>       |
| Steam or hot water system .....   | 10 811         | 359             | 608            | 1 133          | 1 313          | 1 227          | 1 889          | 1 494          | 1 087          | 1 701         | 437              |
| Central warm-air furnace or electric heat pump .....                          | 97 852         | 7 498           | 12 100         | 12 072         | 11 338         | 11 098         | 16 915         | 11 681         | 9 407          | 5 743         | 377              |
| Other built-in electric units .....   | 1 345          | 55              | 26             | 52             | 40             | 286            | 301            | 91             | 301            | 91            | 527              |
| Floor, wall, or pipeless furnace .....  | 1 752          | 576             | 389            | 286            | 170            | 121            | 145            | 24             | 36             | 5             | 239              |
| Other means .....   | 2 337          | 469             | 432            | 385            | 183            | 234            | 319            | 155            | 112            | 48            | 285              |
| <b>Air conditioning</b> .....   | <b>25 662</b>  | <b>2 250</b>    | <b>3 175</b>   | <b>2 891</b>   | <b>3 053</b>   | <b>3 002</b>   | <b>4 209</b>   | <b>2 766</b>   | <b>2 225</b>   | <b>2 091</b>  | <b>374</b>       |
| Central system .....  | 11 771         | 621             | 992            | 1 052          | 1 244          | 1 263          | 2 234          | 1 519          | 1 360          | 1 486         | 428              |
| 1 or more individual room units .....   | 13 891         | 1 629           | 2 183          | 1 839          | 1 809          | 1 739          | 1 975          | 1 247          | 865            | 605           | 336              |
| <b>House heating fuel</b> .....   | <b>114 097</b> | <b>8 957</b>    | <b>13 555</b>  | <b>13 928</b>  | <b>13 044</b>  | <b>12 792</b>  | <b>19 554</b>  | <b>13 736</b>  | <b>10 943</b>  | <b>7 588</b>  | <b>380</b>       |
| Utility gas .....   | 109 645        | 8 717           | 13 248         | 13 574         | 12 801         | 12 327         | 18 715         | 12 972         | 10 130         | 7 161         | 376              |
| Bottled, tank, or LP gas .....  | 300            | 61              | 26             | 19             | 56             | 25             | 13             | 52             | 33             | 15            | 339              |
| Electricity .....   | 3 219          | 111             | 109            | 171            | 115            | 339            | 652            | 631            | 715            | 376           | 518              |
| Fuel oil, kerosene, etc. .....  | 14             | —               | 5              | 9              | —              | —              | —              | —              | —              | —             | 261              |
| Other .....   | 919            | 68              | 167            | 155            | 72             | 101            | 174            | 81             | 65             | 36            | 348              |

Table C-19. Selected Monthly Owner Costs for Not Mortgaged Housing Units With a White Householder: 1980

[Data are estimates based on a sample, see Introduction. For meaning of symbols, see Introduction. For definitions of terms, see appendixes A and B]

Central Cities of SMSA's

|   | Total         | Less than \$50 | \$50 to \$74 | \$75 to \$99 | \$100 to \$124 | \$125 to \$149 | \$150 to \$199 | \$200 to \$249 | \$250 or more | Median (dollars) |
|---|---------------|----------------|--------------|--------------|----------------|----------------|----------------|----------------|---------------|------------------|
| <b>Specified owner-occupied housing units</b> -----                           | <b>45 705</b> | <b>158</b>     | <b>2 094</b> | <b>8 145</b> | <b>12 349</b>  | <b>9 803</b>   | <b>8 918</b>   | <b>2 408</b>   | <b>1 830</b>  | <b>125</b>       |
| <b>PERSONS IN UNIT</b>  |               |                |              |              |                |                |                |                |               |                  |
| 1 person -----  | 13 848        | 107            | 1 099        | 3 736        | 4 064          | 2 402          | 1 765          | 328            | 347           | 112              |
| 2 persons -----   | 22 998        | 51             | 745          | 3 655        | 6 506          | 5 097          | 4 688          | 1 353          | 903           | 128              |
| 3 persons -----   | 5 092         | —              | 151          | 475          | 1 170          | 1 376          | 1 237          | 342            | 341           | 139              |
| 4 persons -----   | 2 231         | —              | 46           | 173          | 424            | 565            | 775            | 142            | 106           | 146              |
| 5 persons -----   | 895           | —              | 41           | 18           | 88             | 285            | 263            | 129            | 71            | 153              |
| 6 persons -----   | 360           | —              | —            | 64           | 45             | 47             | 105            | 50             | 49            | 161              |
| 7 persons -----   | 176           | —              | 12           | 24           | 35             | 20             | 49             | 36             | —             | 146              |
| 8 or more persons -----   | 105           | —              | —            | —            | 17             | 11             | 36             | 28             | 13            | 184              |
| Median -----  | 1.89          | 1.24           | 1.45         | 1.59         | 1.82           | 1.99           | 2.07           | 2.15           | 2.13          | ...              |
| <b>HOUSEHOLD TYPE AND AGE OF HOUSEHOLDER</b>                                  |               |                |              |              |                |                |                |                |               |                  |
| <b>Married-couple families</b> -----  | <b>26 985</b> | <b>35</b>      | <b>780</b>   | <b>3 594</b> | <b>7 143</b>   | <b>6 297</b>   | <b>6 143</b>   | <b>1 779</b>   | <b>1 214</b>  | <b>133</b>       |
| 15 to 24 years -----  | 102           | —              | 12           | 19           | 24             | 25             | 15             | —              | 7             | 121              |
| 25 to 34 years -----  | 584           | —              | 38           | 75           | 102            | 155            | 162            | 36             | 16            | 137              |
| 35 to 44 years -----  | 1 027         | —              | 24           | 108          | 149            | 215            | 297            | 149            | 85            | 153              |
| 45 to 64 years -----  | 11 606        | 6              | 265          | 1 192        | 2 893          | 2 723          | 3 062          | 820            | 645           | 138              |
| 65 years and over -----   | 13 666        | 29             | 441          | 2 200        | 3 975          | 3 179          | 2 607          | 774            | 461           | 126              |
| <b>Male householder, no wife present</b> -----                                | <b>3 718</b>  | <b>77</b>      | <b>344</b>   | <b>973</b>   | <b>1 042</b>   | <b>590</b>     | <b>389</b>     | <b>147</b>     | <b>156</b>    | <b>111</b>       |
| 15 to 24 years -----  | 154           | 14             | 16           | 53           | 30             | 14             | —              | 14             | 13            | 97               |
| 25 to 34 years -----  | 228           | 16             | 32           | 47           | 65             | 44             | 6              | —              | 18            | 107              |
| 35 to 44 years -----  | 165           | 12             | 5            | 48           | 46             | 31             | 10             | 6              | 7             | 110              |
| 45 to 64 years -----  | 1 029         | 9              | 114          | 275          | 283            | 138            | 107            | 61             | 42            | 110              |
| 65 years and over -----   | 2 142         | 26             | 177          | 550          | 618            | 363            | 266            | 66             | 76            | 113              |
| <b>Female householder, no husband present</b> -----                           | <b>15 002</b> | <b>46</b>      | <b>970</b>   | <b>3 578</b> | <b>4 164</b>   | <b>2 916</b>   | <b>2 386</b>   | <b>482</b>     | <b>460</b>    | <b>117</b>       |
| 15 to 24 years -----  | 83            | —              | 16           | 24           | 9              | 17             | —              | —              | —             | 104              |
| 25 to 34 years -----  | 257           | —              | 6            | 61           | 77             | 56             | 47             | —              | 10            | 120              |
| 35 to 44 years -----  | 390           | —              | 13           | 54           | 65             | 65             | 120            | 46             | 27            | 149              |
| 45 to 64 years -----  | 3 821         | 16             | 182          | 721          | 1 013          | 847            | 751            | 149            | 142           | 124              |
| 65 years and over -----   | 10 451        | 30             | 753          | 2 718        | 3 000          | 1 931          | 1 451          | 287            | 281           | 114              |
| Median age -----  | 67.1          | 66.9           | 70.2         | 69.9         | 68.2           | 66.6           | 64.5           | 63.9           | 63.3          | ...              |
| <b>YEAR HOUSEHOLDER MOVED INTO UNIT</b>                                       |               |                |              |              |                |                |                |                |               |                  |
| 1979 to March 1980 -----  | 1 387         | 17             | 90           | 212          | 268            | 316            | 308            | 84             | 92            | 133              |
| 1975 to 1978 -----  | 3 550         | 46             | 190          | 526          | 798            | 734            | 894            | 233            | 129           | 132              |
| 1970 to 1974 -----  | 3 652         | 6              | 138          | 628          | 770            | 682            | 841            | 328            | 259           | 135              |
| 1960 to 1969 -----  | 9 446         | 34             | 289          | 1 233        | 2 301          | 2 196          | 2 152          | 691            | 550           | 135              |
| 1959 or earlier -----   | 27 670        | 55             | 1 387        | 5 546        | 8 212          | 5 875          | 4 723          | 1 072          | 800           | 121              |
| <b>ROOMS</b>  |               |                |              |              |                |                |                |                |               |                  |
| 1 to 3 rooms -----  | 1 086         | 36             | 237          | 339          | 179            | 155            | 110            | 18             | 12            | 95               |
| 4 rooms -----   | 7 736         | 98             | 793          | 2 641        | 2 397          | 1 120          | 526            | 87             | 74            | 104              |
| 5 rooms -----   | 13 236        | 6              | 700          | 3 075        | 4 472          | 2 811          | 1 848          | 233            | 91            | 116              |
| 6 rooms -----   | 9 224         | 12             | 268          | 1 351        | 2 674          | 2 267          | 2 057          | 356            | 239           | 128              |
| 7 rooms -----   | 5 700         | 6              | 53           | 472          | 1 370          | 1 487          | 1 584          | 502            | 226           | 141              |
| 8 or more rooms -----   | 8 723         | —              | 43           | 267          | 1 257          | 1 963          | 2 793          | 1 212          | 1 188         | 165              |
| Median -----  | 5.6           | 3.9            | 4.5          | 4.9          | 5.3            | 5.9            | 6.5            | 7.5            | 8.3           | ...              |
| <b>YEAR STRUCTURE BUILT</b>   |               |                |              |              |                |                |                |                |               |                  |
| 1975 to March 1980 -----  | 916           | 23             | 54           | 57           | 141            | 167            | 333            | 64             | 77            | 152              |
| 1970 to 1974 -----  | 1 369         | 4              | 24           | 98           | 218            | 254            | 444            | 200            | 127           | 160              |
| 1960 to 1969 -----  | 4 116         | 13             | 94           | 237          | 782            | 908            | 1 306          | 445            | 331           | 151              |
| 1950 to 1959 -----  | 12 662        | 33             | 239          | 1 661        | 3 475          | 3 179          | 2 834          | 710            | 531           | 132              |
| 1940 to 1949 -----  | 7 532         | 28             | 248          | 1 545        | 2 513          | 1 575          | 1 162          | 225            | 236           | 119              |
| 1939 or earlier -----   | 19 110        | 57             | 1 435        | 4 547        | 5 220          | 3 720          | 2 839          | 764            | 528           | 117              |
| <b>VALUE</b>  |               |                |              |              |                |                |                |                |               |                  |
| Less than \$10,000 -----  | 620           | 41             | 192          | 215          | 129            | 36             | 7              | —              | —             | 84               |
| \$10,000 to \$19,999 -----  | 2 381         | 33             | 470          | 866          | 568            | 259            | 151            | 21             | 13            | 95               |
| \$20,000 to \$29,999 -----  | 5 225         | 30             | 665          | 1 837        | 1 606          | 687            | 310            | 72             | 18            | 101              |
| \$30,000 to \$39,999 -----  | 6 181         | 19             | 334          | 1 871        | 2 124          | 1 129          | 582            | 84             | 38            | 110              |
| \$40,000 to \$49,999 -----  | 7 595         | 19             | 264          | 1 675        | 2 646          | 1 809          | 1 032          | 125            | 25            | 117              |
| \$50,000 to \$59,999 -----  | 7 257         | 6              | 88           | 1 036        | 2 593          | 1 922          | 1 342          | 209            | 61            | 124              |
| \$60,000 to \$79,999 -----  | 9 801         | —              | 62           | 534          | 2 273          | 2 970          | 3 174          | 584            | 204           | 142              |
| \$80,000 to \$99,999 -----  | 3 118         | 10             | 13           | 83           | 303            | 773            | 1 284          | 479            | 173           | 165              |
| \$100,000 to \$149,999 -----  | 2 301         | —              | 6            | 22           | 101            | 179            | 844            | 616            | 533           | 200              |
| \$150,000 or more -----   | 1 226         | —              | —            | 6            | 6              | 39             | 192            | 218            | 765           | 250+             |
| Median -----  | \$50 900      | \$21 000       | \$26 000     | \$35 900     | \$46 600       | \$54 400       | \$65 900       | \$84 700       | \$134 100     | ...              |
| <b>SELECTED MONTHLY OWNER COSTS AS PERCENTAGE OF HOUSEHOLD INCOME IN 1979</b> |               |                |              |              |                |                |                |                |               |                  |
| Less than 10 percent -----  | 20 650        | 93             | 1 082        | 3 266        | 5 312          | 4 661          | 4 262          | 1 112          | 862           | 128              |
| 10 to 14 percent -----  | 9 292         | 27             | 352          | 1 812        | 2 730          | 1 909          | 1 646          | 507            | 309           | 122              |
| 15 to 19 percent -----  | 5 010         | 16             | 179          | 1 031        | 1 373          | 1 096          | 952            | 207            | 156           | 123              |
| 20 to 24 percent -----  | 3 224         | —              | 186          | 611          | 887            | 802            | 549            | 79             | 110           | 123              |
| 25 to 29 percent -----  | 2 072         | 16             | 158          | 508          | 593            | 307            | 348            | 84             | 58            | 115              |
| 30 to 34 percent -----  | 1 566         | —              | 58           | 374          | 433            | 289            | 231            | 151            | 30            | 120              |
| 35 percent or more -----  | 3 598         | —              | 66           | 495          | 988            | 663            | 843            | 268            | 275           | 134              |
| Not computed -----  | 293           | 6              | 13           | 48           | 33             | 76             | 87             | —              | 30            | 140              |
| Median -----  | 11.1          | 10—            | 10—          | 12.2         | 11.5           | 10.5           | 10.5           | 10.9           | 10.6          | ...              |
| <b>SELECTED CHARACTERISTICS</b>   |               |                |              |              |                |                |                |                |               |                  |
| <b>Heating equipment</b> -----  | <b>45 699</b> | <b>158</b>     | <b>2 094</b> | <b>8 145</b> | <b>12 349</b>  | <b>9 797</b>   | <b>8 918</b>   | <b>2 408</b>   | <b>1 830</b>  | <b>125</b>       |
| Steam or hot water system -----   | 5 908         | —              | 66           | 384          | 873            | 1 231          | 1 657          | 770            | 927           | 162              |
| Central warm-air furnace or electric heat pump -----                          | 35 061        | 89             | 1 145        | 6 058        | 10 389         | 8 000          | 6 982          | 1 542          | 856           | 125              |
| Other built-in electric units -----   | 145           | —              | —            | 35           | 40             | 39             | 13             | 11             | 7             | 123              |
| Floor, wall, or pipeless furnace -----  | 2 159         | 11             | 389          | 893          | 521            | 222            | 76             | 41             | 6             | 94               |
| Other means -----   | 2 426         | 58             | 494          | 775          | 526            | 305            | 190            | 44             | 34            | 96               |
| <b>Air conditioning</b> -----   | <b>11 766</b> | <b>29</b>      | <b>466</b>   | <b>1 908</b> | <b>2 931</b>   | <b>2 493</b>   | <b>2 505</b>   | <b>694</b>     | <b>740</b>    | <b>131</b>       |
| Central system -----  | 4 580         | 4              | 87           | 919          | 946            | 919            | 1 252          | 447            | 514           | 148              |
| 1 or more individual room units -----   | 7 186         | 25             | 379          | 1 497        | 1 985          | 1 574          | 1 253          | 247            | 226           | 121              |
| <b>House heating fuel</b> -----   | <b>45 699</b> | <b>158</b>     | <b>2 094</b> | <b>8 145</b> | <b>12 349</b>  | <b>9 797</b>   | <b>8 918</b>   | <b>2 408</b>   | <b>1 830</b>  | <b>125</b>       |
| Utility gas -----   | 44 839        | 149            | 2 009        | 7 977        | 12 146         | 9 610          | 8 794          | 2 359          | 1 795         | 125              |
| Bottled, tank, or LP gas -----  | 169           | —              | 15           | 85           | 12             | 16             | 20             | 21             | —             | 95               |
| Electricity -----   | 430           | —              | 27           | 51           | 100            | 119            | 80             | 28             | 25            | 133              |
| Fuel oil, kerosene, etc. -----  | 10            | —              | —            | —            | —              | —              | —              | —              | 10            | 250+             |
| Other -----   | 251           | 9              | 43           | 32           | 91             | 52             | 24             | —              | —             | 111              |

Table C-20. Year Structure Built for Owner- and Renter-Occupied Housing Units With a White Householder: 1980

(Data are estimates based on a sample, see Introduction. For meaning of symbols, see Introduction. For definitions of terms, see appendixes A and B)

| Central Cities of SMSA's                           | Owner-occupied housing units |                    |              |              |              | Renter-occupied housing units |         |                    |              |              |              |                 |
|--|------------------------------|--------------------|--------------|--------------|--------------|-------------------------------|---------|--------------------|--------------|--------------|--------------|-----------------|
|  | Total                        | 1975 to March 1980 | 1970 to 1974 | 1960 to 1969 | 1940 to 1959 | 1939 or earlier               | Total   | 1975 to March 1980 | 1970 to 1974 | 1960 to 1969 | 1940 to 1959 | 1939 or earlier |
| Occupied housing units                             | 193 986                      | 23 375             | 25 338       | 37 259       | 61 737       | 46 277                        | 152 281 | 15 764             | 31 372       | 34 236       | 38 016       | 32 893          |
| <b>HOUSEHOLD TYPE AND AGE OF HOUSEHOLDER</b>       |                              |                    |              |              |              |                               |         |                    |              |              |              |                 |
| <b>Married-couple families</b>                     | 129 213                      | 17 255             | 17 512       | 26 974       | 41 813       | 25 659                        | 40 033  | 4 335              | 9 020        | 9 203        | 10 589       | 6 886           |
| 15 to 24 years                                     | 2 913                        | 627                | 489          | 402          | 1 006        | 389                           | 8 583   | 1 067              | 2 410        | 2 059        | 2 025        | 1 022           |
| 25 to 34 years                                     | 28 408                       | 6 956              | 4 755        | 4 015        | 7 062        | 5 620                         | 15 940  | 1 829              | 3 321        | 3 232        | 4 655        | 2 903           |
| 35 to 44 years                                     | 25 036                       | 4 685              | 5 061        | 5 817        | 5 577        | 3 896                         | 4 556   | 500                | 974          | 929          | 1 412        | 741             |
| 45 to 64 years                                     | 50 368                       | 4 175              | 5 867        | 13 174       | 18 922       | 8 230                         | 6 220   | 598                | 1 330        | 1 595        | 1 495        | 1 202           |
| 65 years and over                                  | 22 488                       | 812                | 1 340        | 3 566        | 9 246        | 7 524                         | 4 734   | 341                | 985          | 1 388        | 1 002        | 1 018           |
| <b>Male householder, no wife present</b>           | 21 494                       | 2 899              | 2 709        | 3 010        | 6 116        | 6 760                         | 48 398  | 5 043              | 9 224        | 10 200       | 11 559       | 12 372          |
| 15 to 24 years                                     | 2 090                        | 465                | 365          | 353          | 495          | 412                           | 14 725  | 1 746              | 3 248        | 3 475        | 3 594        | 2 662           |
| 25 to 34 years                                     | 7 790                        | 1 271              | 1 074        | 962          | 2 021        | 2 462                         | 18 806  | 2 061              | 3 422        | 3 697        | 4 818        | 4 808           |
| 35 to 44 years                                     | 3 454                        | 573                | 557          | 487          | 877          | 960                           | 5 016   | 545                | 1 096        | 1 107        | 1 152        | 1 116           |
| 45 to 64 years                                     | 4 731                        | 492                | 561          | 840          | 1 600        | 1 238                         | 6 369   | 440                | 968          | 1 293        | 1 304        | 2 364           |
| 65 years and over                                  | 3 429                        | 98                 | 152          | 368          | 1 123        | 1 688                         | 3 482   | 251                | 490          | 628          | 691          | 1 422           |
| <b>Female householder, no husband present</b>      | 43 279                       | 3 221              | 5 117        | 7 275        | 13 808       | 13 858                        | 63 850  | 6 386              | 13 128       | 14 833       | 15 868       | 13 635          |
| 15 to 24 years                                     | 1 174                        | 171                | 292          | 225          | 313          | 196                           | 15 082  | 1 818              | 3 645        | 3 472        | 3 422        | 2 725           |
| 25 to 34 years                                     | 6 514                        | 1 072              | 1 280        | 765          | 1 677        | 1 720                         | 18 397  | 1 865              | 3 677        | 3 696        | 4 845        | 4 314           |
| 35 to 44 years                                     | 5 539                        | 610                | 1 019        | 1 197        | 1 603        | 1 110                         | 5 324   | 426                | 1 124        | 1 298        | 1 380        | 1 096           |
| 45 to 64 years                                     | 12 830                       | 939                | 1 497        | 2 596        | 4 680        | 3 118                         | 9 174   | 674                | 1 623        | 2 233        | 2 513        | 2 131           |
| 65 years and over                                  | 17 199                       | 429                | 1 029        | 2 492        | 5 535        | 7 714                         | 15 873  | 1 603              | 3 059        | 4 134        | 3 708        | 3 369           |
| Median age   | 49.6                         | 36.6               | 40.8         | 50.1         | 54.6         | 56.4                          | 31.1    | 29.5               | 29.7         | 31.8         | 30.6         | 33.0            |
| <b>YEAR HOUSEHOLDER MOVED INTO UNIT</b>            |                              |                    |              |              |              |                               |         |                    |              |              |              |                 |
| 1979 to March 1980                                 | 32 522                       | 11 342             | 5 184        | 4 828        | 5 923        | 5 245                         | 87 144  | 12 403             | 19 446       | 19 214       | 20 165       | 15 916          |
| 1975 to 1978                                       | 53 500                       | 12 033             | 9 781        | 9 444        | 12 610       | 9 632                         | 43 709  | 3 361              | 8 871        | 9 850        | 11 632       | 9 995           |
| 1970 to 1974                                       | 31 132                       | -                  | 10 373       | 7 021        | 8 091        | 5 647                         | 11 988  | -                  | 3 055        | 3 068        | 2 865        | 3 000           |
| 1960 to 1969                                       | 37 901                       | -                  | -            | 15 966       | 13 725       | 8 210                         | 6 712   | -                  | -            | 2 104        | 2 352        | 2 256           |
| 1959 or earlier                                    | 38 931                       | -                  | -            | -            | 21 388       | 17 543                        | 2 728   | -                  | -            | -            | 1 002        | 1 726           |
| <b>ROOMS</b>                                       |                              |                    |              |              |              |                               |         |                    |              |              |              |                 |
| 1 room   | 283                          | 74                 | 42           | 56           | 50           | 61                            | 7 358   | 445                | 1 182        | 1 670        | 1 417        | 2 644           |
| 2 rooms  | 923                          | 96                 | 206          | 272          | 232          | 117                           | 16 385  | 1 854              | 3 130        | 4 073        | 3 404        | 3 924           |
| 3 rooms  | 5 280                        | 481                | 1 157        | 1 288        | 1 172        | 1 182                         | 40 660  | 4 718              | 9 349        | 9 700        | 8 881        | 8 012           |
| 4 rooms  | 25 020                       | 2 375              | 3 477        | 3 663        | 9 319        | 6 186                         | 45 016  | 4 601              | 10 352       | 10 604       | 11 796       | 7 663           |
| 5 rooms  | 38 559                       | 3 158              | 3 402        | 4 786        | 15 173       | 12 040                        | 22 666  | 2 132              | 4 218        | 4 525        | 6 399        | 5 392           |
| 6 rooms  | 34 194                       | 4 103              | 3 236        | 5 052        | 12 577       | 9 226                         | 9 688   | 955                | 1 504        | 1 556        | 3 005        | 2 668           |
| 7 or more rooms                                    | 89 727                       | 13 088             | 13 818       | 22 142       | 23 214       | 17 465                        | 10 508  | 1 059              | 1 637        | 2 108        | 3 114        | 2 590           |
| Median   | 6.3                          | 6.8                | 6.8          | 7.0          | 5.9          | 5.9                           | 3.8     | 3.7                | 3.7          | 3.7          | 3.9          | 3.7             |
| <b>PLUMBING FACILITIES BY PERSONS PER ROOM</b>     |                              |                    |              |              |              |                               |         |                    |              |              |              |                 |
| <b>Complete plumbing for exclusive use</b>         | 193 549                      | 23 332             | 25 293       | 37 185       | 61 648       | 46 091                        | 148 398 | 15 439             | 31 026       | 33 705       | 37 324       | 30 904          |
| 0.50 or less                                       | 154 177                      | 18 135             | 19 365       | 29 728       | 48 843       | 38 106                        | 102 559 | 10 971             | 21 244       | 22 881       | 25 266       | 22 197          |
| 0.51 to 1.00                                       | 37 652                       | 5 066              | 5 739        | 7 223        | 12 059       | 7 565                         | 42 118  | 4 170              | 9 089        | 10 060       | 10 917       | 7 882           |
| 1.01 to 1.50                                       | 1 504                        | 95                 | 154          | 199          | 671          | 385                           | 2 633   | 224                | 495          | 525          | 891          | 498             |
| 1.51 or more                                       | 216                          | 36                 | 35           | 35           | 75           | 35                            | 1 088   | 74                 | 198          | 239          | 250          | 327             |
| <b>Locking complete plumbing for exclusive use</b> | 437                          | 43                 | 45           | 74           | 89           | 186                           | 3 883   | 325                | 346          | 531          | 692          | 1 989           |
| 0.50 or less                                       | 294                          | 33                 | 31           | 67           | 43           | 120                           | 1 969   | 223                | 237          | 268          | 358          | 883             |
| 0.51 to 1.00                                       | 109                          | 10                 | 10           | -            | 33           | 56                            | 1 736   | 78                 | 97           | 231          | 310          | 1 020           |
| 1.01 to 1.50                                       | 21                           | -                  | 4            | -            | 13           | 4                             | 62      | 8                  | 12           | 18           | 12           | 12              |
| 1.51 or more                                       | 13                           | -                  | -            | 7            | -            | 6                             | 116     | 16                 | -            | 14           | 12           | 74              |
| <b>PERSONS IN UNIT</b>                             |                              |                    |              |              |              |                               |         |                    |              |              |              |                 |
| 1 person   | 40 062                       | 3 826              | 4 708        | 6 266        | 11 946       | 13 316                        | 71 258  | 7 222              | 14 424       | 15 925       | 16 389       | 17 298          |
| 2 persons  | 72 279                       | 7 226              | 7 444        | 13 116       | 26 581       | 17 912                        | 47 222  | 5 426              | 10 304       | 10 884       | 11 280       | 9 328           |
| 3 persons  | 33 420                       | 4 580              | 4 564        | 6 916        | 10 419       | 6 941                         | 17 787  | 1 557              | 3 602        | 4 091        | 5 195        | 3 342           |
| 4 persons  | 29 285                       | 5 074              | 5 128        | 6 673        | 7 853        | 4 557                         | 9 655   | 990                | 2 012        | 2 043        | 3 071        | 1 539           |
| 5 persons  | 12 394                       | 1 924              | 2 430        | 2 922        | 3 128        | 1 990                         | 3 909   | 330                | 653          | 851          | 1 254        | 821             |
| 6 or more persons                                  | 6 546                        | 745                | 1 064        | 1 366        | 1 810        | 1 561                         | 2 450   | 239                | 377          | 442          | 827          | 565             |
| Median   | 2.29                         | 2.64               | 2.61         | 2.44         | 2.21         | 2.05                          | 1.60    | 1.62               | 1.62         | 1.61         | 1.73         | 1.45            |
| Total persons                                      | 510 877                      | 67 332             | 74 225       | 104 047      | 156 229      | 109 044                       | 291 612 | 29 461             | 58 478       | 64 961       | 78 594       | 60 118          |
| <b>UNITS IN STRUCTURE</b>                          |                              |                    |              |              |              |                               |         |                    |              |              |              |                 |
| 1, detached or attached                            | 170 585                      | 18 827             | 18 489       | 31 416       | 58 977       | 42 876                        | 38 315  | 2 137              | 3 351        | 5 774        | 15 591       | 11 462          |
| 2  | 3 556                        | 90                 | 161          | 269          | 1 243        | 1 793                         | 11 294  | 370                | 673          | 1 596        | 4 252        | 4 403           |
| 3 and 4  | 2 257                        | 437                | 694          | 236          | 235          | 655                           | 13 084  | 1 337              | 2 327        | 2 092        | 3 406        | 3 922           |
| 5 to 9   | 1 802                        | 589                | 398          | 335          | 112          | 368                           | 13 090  | 1 449              | 2 284        | 1 884        | 3 260        | 4 213           |
| 10 to 49   | 7 353                        | 1 264              | 2 706        | 2 384        | 496          | 503                           | 48 348  | 5 938              | 12 802       | 13 351       | 9 044        | 7 213           |
| 50 or more   | 3 194                        | 774                | 897          | 1 194        | 270          | 59                            | 26 917  | 4 335              | 9 479        | 9 213        | 2 256        | 1 634           |
| Mobile home or trailer, etc.                       | 5 239                        | 1 394              | 1 993        | 1 425        | 404          | 23                            | 1 233   | 198                | 456          | 326          | 207          | 46              |
| <b>SELECTED CHARACTERISTICS</b>                    |                              |                    |              |              |              |                               |         |                    |              |              |              |                 |
| <b>Heating equipment</b>                           | 193 965                      | 23 375             | 25 338       | 37 251       | 61 724       | 46 277                        | 152 170 | 15 764             | 31 360       | 34 224       | 37 960       | 32 862          |
| Steam or hot water system                          | 24 215                       | 1 561              | 2 701        | 6 868        | 5 178        | 7 907                         | 51 939  | 5 321              | 11 387       | 13 236       | 9 644        | 12 351          |
| Central warm-air furnace or electric heat pump     | 156 973                      | 19 797             | 22 011       | 29 424       | 52 164       | 33 577                        | 80 624  | 8 406              | 16 892       | 17 176       | 22 509       | 15 641          |
| Other built-in electric units                      | 2 394                        | 1 650              | 186          | 146          | 273          | 139                           | 7 875   | 1 731              | 2 314        | 2 359        | 975          | 496             |
| Floor, wall, or pipeless furnace                   | 4 599                        | 57                 | 154          | 299          | 2 085        | 2 004                         | 4 591   | 109                | 376          | 640          | 1 928        | 1 538           |
| Other means  | 5 784                        | 310                | 286          | 514          | 2 024        | 2 650                         | 7 141   | 197                | 391          | 813          | 2 904        | 2 836           |
| <b>Air conditioning</b>                            | 56 729                       | 8 098              | 10 554       | 12 944       | 16 586       | 8 547                         | 62 430  | 10 296             | 21 927       | 18 792       | 7 966        | 3 449           |
| Central system                                     | 28 155                       | 6 328              | 7 001        | 6 846        | 5 923        | 2 057                         | 27 854  | 4 964              | 11 246       | 8 056        | 2 821        | 767             |
| 1 or more individual room units                    | 28 574                       | 1 770              | 3 553        | 6 098        | 10 663       | 6 490                         | 34 576  | 5 332              | 10 681       | 10 736       | 5 145        | 2 682           |
| <b>House heating fuel</b>                          | 193 965                      | 23 375             | 25 338       | 37 251       | 61 724       | 46 277                        | 152 170 | 15 764             | 31 360       | 34 224       | 37 960       | 32 862          |
| Utility gas  | 185 064                      | 19 731             | 23 848       | 35 958       | 60 266       | 45 261                        | 127 282 | 11 327             | 23 905       | 27 417       | 34 025       | 30 608          |
| Bottled, tank, or LP gas                           | 1 079                        | 145                | 229          | 311          | 217          | 177                           | 1 359   | 107                | 317          | 355          | 332          | 248             |
| Electricity  | 6 225                        | 3 241              | 1 084        | 713          | 806          | 381                           | 20 515  | 4 070              | 6 526        | 5 665        | 3 058        | 1 196           |
| Fuel oil, kerosene, etc.                           | 207                          | 7                  | 88           | 61           | 37           | 14                            | 1 540   | 101                | 280          | 404          | 344          | 411             |
| Other  | 1 390                        | 251                | 89           | 208          | 398          | 444                           | 1 474   | 159                | 332          | 383          | 201          | 399             |
| <b>Income in 1979 below poverty level</b>          | 10 284                       | 603                | 1 045        | 1 439        | 3 609        | 3 588                         | 30 491  | 2 611              | 5 636        | 6 336        | 7 905        | 8 003           |
| Percent below poverty level                        | 5.3                          | 2.6                | 4.1          | 3.9          | 5.8          | 7.8                           | 20.0    | 16.6               | 18.0         | 18.5         | 20.8         | 24.3            |
| <b>HOUSEHOLD INCOME IN 1979</b>                    |                              |                    |              |              |              |                               |         |                    |              |              |              |                 |
| Less than \$5,000                                  | 12 682                       | 608                | 1 010        | 1 610        | 4 321        | 5 133                         | 31 621  | 2 930              | 5 764        | 6 551        | 7 666        | 8 710           |
| \$5,000 to \$9,999                                 | 21 440                       | 1 080              | 1 945        | 3 164        | 7 267        | 7 984                         | 37 671  | 3 268              | 7 339        | 8 469        | 9 438        | 9 157           |
| \$10,000 to \$12,499                               | 12 570                       | 974                | 1 525        | 1 872        | 4 407        | 3 792                         | 18 463  | 1 878              | 3 720        |              |              |                 |

Table C-21. Units in Structure for Owner- and Renter-Occupied Housing Units With a White Householder: 1980

[Data are estimates based on a sample, see Introduction. For meaning of symbols, see Introduction. For definitions of terms, see appendixes A and B]

| Central Cities of SMSA's                                 | Owner-occupied housing units |                              |                 |                              | Renter-occupied housing units |                              |          |               |              |                |                  |                              |
|--|------------------------------|------------------------------|-----------------|------------------------------|-------------------------------|------------------------------|----------|---------------|--------------|----------------|------------------|------------------------------|
|  | Total                        | 1 unit, detached or attached | 2 or more units | Mobile home or trailer, etc. | Total                         | 1 unit, detached or attached | 2 units  | 3 and 4 units | 5 to 9 units | 10 to 49 units | 50 or more units | Mobile home or trailer, etc. |
| <b>Occupied housing units</b> .....                      | 193 986                      | 170 585                      | 18 162          | 5 239                        | 152 281                       | 38 315                       | 11 294   | 13 084        | 13 090       | 48 348         | 26 917           | 1 233                        |
| Condominium housing units.....                           | 14 487                       | 3 101                        | 11 386          | —                            | 4 631                         | 543                          | 25       | 482           | 492          | 1 830          | 1 259            | —                            |
| <b>HOUSEHOLD TYPE AND AGE OF HOUSEHOLDER</b>             |                              |                              |                 |                              |                               |                              |          |               |              |                |                  |                              |
| <b>Married-couple families</b> .....                     | 129 213                      | 120 084                      | 6 603           | 2 526                        | 40 033                        | 15 937                       | 3 049    | 3 446         | 2 711        | 9 486          | 5 039            | 365                          |
| 15 to 24 years.....                                      | 2 913                        | 2 401                        | 227             | 285                          | 8 583                         | 2 293                        | 672      | 876           | 649          | 2 733          | 1 199            | 161                          |
| 25 to 34 years.....                                      | 28 408                       | 26 545                       | 1 191           | 672                          | 15 940                        | 6 904                        | 1 398    | 1 602         | 1 225        | 3 444          | 1 275            | 92                           |
| 35 to 44 years.....                                      | 25 036                       | 24 177                       | 581             | 278                          | 4 556                         | 2 616                        | 291      | 293           | 342          | 743            | 240              | 31                           |
| 45 to 64 years.....                                      | 50 368                       | 47 436                       | 2 148           | 784                          | 6 220                         | 2 939                        | 352      | 355           | 287          | 1 312          | 942              | 33                           |
| 65 years and over.....                                   | 22 488                       | 19 525                       | 2 456           | 507                          | 4 734                         | 1 185                        | 336      | 320           | 208          | 1 254          | 1 383            | 48                           |
| <b>Male householder, no wife present</b> .....           | 21 494                       | 16 218                       | 4 166           | 1 110                        | 48 398                        | 10 125                       | 3 384    | 3 991         | 4 652        | 17 726         | 8 105            | 415                          |
| 15 to 24 years.....                                      | 2 090                        | 1 284                        | 554             | 252                          | 14 725                        | 3 309                        | 1 143    | 1 212         | 1 342        | 5 347          | 2 201            | 171                          |
| 25 to 34 years.....                                      | 7 790                        | 5 911                        | 1 621           | 258                          | 18 806                        | 4 525                        | 1 428    | 1 779         | 2 002        | 6 651          | 2 289            | 132                          |
| 35 to 44 years.....                                      | 3 454                        | 2 555                        | 710             | 189                          | 5 016                         | 947                          | 348      | 330           | 395          | 1 949          | 1 006            | 41                           |
| 45 to 64 years.....                                      | 4 731                        | 3 570                        | 890             | 271                          | 6 369                         | 905                          | 311      | 403           | 567          | 2 677          | 1 458            | 48                           |
| 65 years and over.....                                   | 3 429                        | 2 898                        | 391             | 140                          | 3 482                         | 439                          | 154      | 267           | 346          | 1 102          | 1 151            | 23                           |
| <b>Female householder, no husband present</b> .....      | 43 279                       | 34 283                       | 7 393           | 1 603                        | 63 850                        | 12 253                       | 4 861    | 5 647         | 5 727        | 21 136         | 13 773           | 453                          |
| 15 to 24 years.....                                      | 1 197                        | 689                          | 353             | 155                          | 15 082                        | 2 576                        | 1 307    | 1 366         | 1 593        | 5 863          | 2 298            | 79                           |
| 25 to 34 years.....                                      | 6 514                        | 4 767                        | 1 491           | 256                          | 18 397                        | 4 524                        | 1 488    | 2 171         | 1 857        | 6 033          | 2 192            | 132                          |
| 35 to 44 years.....                                      | 5 539                        | 4 727                        | 662             | 150                          | 5 324                         | 1 623                        | 536      | 470           | 437          | 1 441          | 757              | 60                           |
| 45 to 64 years.....                                      | 12 830                       | 10 544                       | 1 787           | 499                          | 9 174                         | 1 707                        | 660      | 800           | 757          | 3 293          | 1 862            | 95                           |
| 65 years and over.....                                   | 17 199                       | 13 556                       | 3 100           | 543                          | 15 873                        | 1 823                        | 870      | 840           | 1 083        | 4 506          | 6 664            | 87                           |
| Median age.....  | 49.6                         | 49.3                         | 53.5            | 47.0                         | 31.1                          | 31.2                         | 29.7     | 29.3          | 29.5         | 29.8           | 45.0             | 29.0                         |
| <b>YEAR HOUSEHOLDER MOVED INTO UNIT</b>                  |                              |                              |                 |                              |                               |                              |          |               |              |                |                  |                              |
| 1979 to March 1980.....                                  | 32 522                       | 25 191                       | 5 701           | 1 630                        | 87 144                        | 20 907                       | 6 311    | 7 775         | 7 819        | 29 656         | 13 898           | 778                          |
| 1975 to 1978.....  | 53 500                       | 45 921                       | 5 613           | 1 966                        | 43 709                        | 11 780                       | 3 289    | 3 677         | 3 620        | 13 110         | 7 916            | 317                          |
| 1970 to 1974.....  | 31 132                       | 27 273                       | 2 818           | 1 041                        | 11 988                        | 2 750                        | 866      | 883           | 871          | 3 021          | 3 500            | 97                           |
| 1960 to 1969.....  | 37 901                       | 35 105                       | 2 267           | 529                          | 6 712                         | 1 775                        | 535      | 490           | 525          | 1 919          | 1 445            | 23                           |
| 1959 or earlier.....                                     | 38 931                       | 37 095                       | 1 763           | 73                           | 2 728                         | 1 103                        | 293      | 259           | 255          | 642            | 158              | 18                           |
| <b>ROOMS</b>   |                              |                              |                 |                              |                               |                              |          |               |              |                |                  |                              |
| 1 room.....  | 283                          | 83                           | 155             | 45                           | 7 358                         | 225                          | 159      | 330           | 422          | 3 354          | 2 816            | 52                           |
| 2 rooms.....   | 923                          | 315                          | 486             | 122                          | 16 385                        | 1 027                        | 585      | 1 124         | 1 700        | 7 469          | 4 414            | 66                           |
| 3 rooms.....   | 5 280                        | 2 039                        | 2 667           | 574                          | 40 660                        | 3 524                        | 2 123    | 2 926         | 3 998        | 17 646         | 10 112           | 331                          |
| 4 rooms.....   | 25 020                       | 16 567                       | 5 903           | 2 550                        | 45 016                        | 9 129                        | 4 577    | 5 460         | 4 299        | 14 243         | 6 789            | 519                          |
| 5 rooms.....   | 38 559                       | 32 655                       | 4 393           | 1 511                        | 22 666                        | 9 347                        | 2 212    | 2 112         | 1 880        | 4 553          | 2 334            | 228                          |
| 6 rooms.....   | 34 194                       | 31 740                       | 2 161           | 293                          | 9 688                         | 6 130                        | 1 023    | 715           | 618          | 819            | 357              | 26                           |
| 7 or more rooms.....                                     | 89 727                       | 87 186                       | 2 397           | 144                          | 10 508                        | 8 933                        | 615      | 417           | 173          | 264            | 95               | 11                           |
| Median.....  | 6.3                          | 6.6                          | 4.5             | 4.2                          | 3.8                           | 5.1                          | 4.1      | 3.9           | 3.6          | 3.3            | 3.1              | 3.8                          |
| <b>PLUMBING FACILITIES BY PERSONS PER ROOM</b>           |                              |                              |                 |                              |                               |                              |          |               |              |                |                  |                              |
| <b>Complete plumbing for exclusive use</b> .....         | 193 549                      | 170 447                      | 17 868          | 5 234                        | 148 398                       | 38 251                       | 11 021   | 12 647        | 12 453       | 46 781         | 26 021           | 1 224                        |
| 0.50 or less.....  | 154 177                      | 135 207                      | 15 227          | 3 743                        | 102 559                       | 25 094                       | 7 623    | 8 667         | 8 654        | 33 080         | 18 681           | 760                          |
| 0.51 to 1.00.....  | 37 652                       | 33 777                       | 2 538           | 1 337                        | 42 118                        | 11 988                       | 3 110    | 3 558         | 3 452        | 12 631         | 6 987            | 392                          |
| 1.01 to 1.50.....  | 1 504                        | 1 289                        | 80              | 135                          | 2 633                         | 971                          | 224      | 322           | 245          | 601            | 212              | 58                           |
| 1.51 or more.....  | 216                          | 174                          | 23              | 19                           | 1 088                         | 198                          | 64       | 100           | 102          | 469            | 141              | 14                           |
| <b>Lacking complete plumbing for exclusive use</b> ..... | 437                          | 138                          | 294             | 5                            | 3 883                         | 64                           | 273      | 437           | 637          | 1 567          | 896              | 9                            |
| 0.50 or less.....  | 294                          | 69                           | 220             | 5                            | 1 969                         | 42                           | 145      | 256           | 411          | 732            | 383              | —                            |
| 0.51 to 1.00.....  | 109                          | 51                           | 58              | —                            | 1 736                         | 16                           | 93       | 167           | 197          | 779            | 475              | 9                            |
| 1.01 to 1.50.....  | 21                           | 12                           | 9               | —                            | 62                            | 6                            | 16       | 7             | 21           | 12             | —                | —                            |
| 1.51 or more.....  | 13                           | 6                            | 7               | —                            | 116                           | —                            | 19       | 7             | 8            | 44             | 38               | —                            |
| <b>BEDROOMS</b>  |                              |                              |                 |                              |                               |                              |          |               |              |                |                  |                              |
| None.....  | 414                          | 161                          | 208             | 45                           | 10 576                        | 441                          | 262      | 497           | 757          | 4 889          | 3 670            | 60                           |
| 1.....   | 9 398                        | 4 642                        | 4 153           | 603                          | 62 130                        | 6 237                        | 3 339    | 4 755         | 6 383        | 26 187         | 14 965           | 264                          |
| 2.....   | 57 464                       | 44 513                       | 9 635           | 3 316                        | 55 988                        | 14 735                       | 5 855    | 6 457         | 4 700        | 15 787         | 7 707            | 747                          |
| 3.....   | 72 065                       | 67 875                       | 2 933           | 1 257                        | 16 947                        | 11 362                       | 1 450    | 1 076         | 1 056        | 1 336          | 505              | 162                          |
| 4.....   | 42 402                       | 41 495                       | 889             | 18                           | 5 077                         | 4 130                        | 311      | 276           | 175          | 127            | 58               | —                            |
| 5 or more.....   | 12 243                       | 11 899                       | 344             | —                            | 1 563                         | 1 410                        | 77       | 23            | 19           | 22             | 12               | —                            |
| <b>HOUSEHOLD INCOME IN 1979</b>                          |                              |                              |                 |                              |                               |                              |          |               |              |                |                  |                              |
| Less than \$5,000.....                                   | 12 682                       | 10 559                       | 1 324           | 799                          | 31 621                        | 5 680                        | 2 156    | 2 625         | 3 294        | 10 359         | 7 138            | 369                          |
| \$5,000 to \$9,999.....                                  | 21 440                       | 17 583                       | 2 525           | 1 332                        | 37 671                        | 7 604                        | 2 907    | 3 324         | 3 639        | 13 443         | 6 399            | 355                          |
| \$10,000 to \$12,499.....                                | 12 570                       | 10 196                       | 1 664           | 710                          | 18 463                        | 4 183                        | 1 434    | 1 759         | 1 765        | 6 354          | 2 780            | 188                          |
| \$12,500 to \$14,999.....                                | 12 347                       | 10 161                       | 1 578           | 608                          | 14 762                        | 3 723                        | 1 092    | 1 508         | 1 206        | 4 902          | 2 242            | 89                           |
| \$15,000 to \$19,999.....                                | 28 718                       | 24 751                       | 3 110           | 857                          | 21 522                        | 6 559                        | 1 560    | 1 929         | 1 488        | 6 366          | 3 497            | 123                          |
| \$20,000 to \$24,999.....                                | 28 072                       | 25 508                       | 2 077           | 487                          | 12 263                        | 4 126                        | 1 042    | 948           | 871          | 3 336          | 1 899            | 41                           |
| \$25,000 to \$34,999.....                                | 39 243                       | 35 922                       | 2 936           | 385                          | 10 714                        | 4 253                        | 873      | 673           | 574          | 2 560          | 1 747            | 34                           |
| \$35,000 to \$49,999.....                                | 24 346                       | 22 534                       | 1 776           | 36                           | 3 589                         | 1 522                        | 179      | 216           | 192          | 704            | 768              | 8                            |
| \$50,000 or more.....                                    | 14 568                       | 13 371                       | 1 172           | 25                           | 1 676                         | 665                          | 51       | 102           | 61           | 324            | 447              | 26                           |
| Median.....  | \$21 521                     | \$22 190                     | \$17 962        | \$11 720                     | \$10 927                      | \$13 635                     | \$11 018 | \$10 843      | \$9 464      | \$10 146       | \$9 932          | \$8 428                      |
| Mean.....  | \$25 494                     | \$26 087                     | \$23 531        | \$13 006                     | \$13 150                      | \$15 773                     | \$12 833 | \$12 368      | \$11 045     | \$11 927       | \$12 922         | \$18 162                     |
| <b>SELECTED CHARACTERISTICS</b>                          |                              |                              |                 |                              |                               |                              |          |               |              |                |                  |                              |
| <b>Heating equipment</b> .....                           | 193 965                      | 170 572                      | 18 154          | 5 239                        | 152 170                       | 38 281                       | 11 281   | 13 076        | 13 084       | 48 315         | 26 910           | 1 223                        |
| Steam or hot water system.....                           | 24 215                       | 17 929                       | 6 265           | 21                           | 51 939                        | 2 952                        | 1 362    | 3 433         | 4 759        | 26 600         | 12 777           | 56                           |
| Central warm-air furnace or electric heat pump.....      | 156 973                      | 141 461                      | 10 855          | 4 657                        | 80 624                        | 29 150                       | 8 371    | 7 748         | 6 320        | 16 870         | 11 174           | 991                          |
| Other built-in electric units.....                       | 2 394                        | 1 821                        | 529             | 44                           | 7 875                         | 742                          | 275      | 597           | 772          | 3 189          | 2 267            | 33                           |
| Floor, wall, or pipeless furnace.....                    | 4 599                        | 4 189                        | 227             | 183                          | 4 591                         | 2 723                        | 372      | 386           | 414          | 691            | 408              | 47                           |
| Other means.....   | 5 784                        | 5 172                        | 278             | 334                          | 7 141                         | 3 164                        | 901      | 912           | 819          | 965            | 284              | 96                           |
| <b>Air conditioning</b> .....                            | 56 729                       | 41 895                       | 12 206          | 2 628                        | 62 430                        | 5 387                        | 1 215    | 2 970         | 3 731        | 29 822         | 18 720           | 585                          |
| Central system.....                                      | 28 155                       | 19 527                       | 7 259           | 1 369                        | 27 854                        | 2 132                        | 419      | 1 219         | 1 660        | 11 222         | 10 928           | 274                          |
| <b>Vehicles available</b> .....                          | 185 027                      | 163 404                      | 16 728          | 4 895                        | 123 695                       | 34 477                       | 9 731    | 10 975        | 10 507       | 37 808         | 19 077           | 1 120                        |
| 1.....   | 58 198                       | 46 290                       | 9 447           | 2 461                        | 77 586                        | 15 752                       | 5 719    | 7 031         | 7 549        | 27 062         | 13 713           | 760                          |
| 2 or more.....   | 126 829                      | 117 114                      | 7 281           | 2 434                        | 46 109                        | 18 725                       | 4 012    | 3 944         | 2 958        | 10 746         | 5 364            | 360                          |
| <b>House heating fuel</b> .....                          | 193 965                      | 170 572                      | 18 154          | 5 239                        | 152 170                       | 38 281                       | 11 281   | 13 076        | 13 084       | 48 315         | 26 910           | 1 223                        |
| Utility gas.....   | 185 064                      | 164 326                      | 16 104          | 4 634                        | 127 282                       | 35 113                       | 10 341   | 11 342        | 11 122       | 38 369         | 20 040           | 955                          |
| Bottled, tank, or LP gas.....                            | 1 079                        | 512                          | 152             | 415                          | 1 359                         | 244                          | 66       | 102           | 100          | 416            | 302              | 129                          |
| Electricity.....   | 6 225                        | 4 431                        | 1 686           | 108                          | 20 515                        | 2 729                        | 788      | 1 403         | 1 566        | 8 119          | 5 784            | 126                          |
| Fuel oil, kerosene, etc.....                             | 207                          | 37                           | 119             | 51                           | 1 540                         | 69                           | 59       | 109           | 139          | 669            | 487              | 8                            |
| Other.....   | 1 390                        | 1 266                        | 93              | 31                           | 1 474                         | 126                          | 27       | 120           | 157          | 742            | 297              | 5                            |
| <b>Water heating fuel</b> .....                          | 193 970                      | 170 574                      | 18 162          | 5 234                        | 152 039                       | 38 277                       | 11 282   | 13 065        | 13 055       |                |                  |                              |

Table C-22. Owner- and Renter-Occupied Housing Units With a White Householder by Size of Household: 1980

[Data are estimates based on a sample, see Introduction. For meaning of symbols, see Introduction. For definitions of terms, see appendixes A and B]

Central Cities of SMSA's

|   | Total          | 1 person      | 2 persons     | 3 persons     | 4 persons     | 5 persons     | 6 persons    | 7 persons    | 8 or more persons | Median      | Total persons  |
|---|----------------|---------------|---------------|---------------|---------------|---------------|--------------|--------------|-------------------|-------------|----------------|
| <b>Owner-occupied housing units</b>                                   | <b>193 986</b> | <b>40 062</b> | <b>72 279</b> | <b>33 420</b> | <b>29 285</b> | <b>12 394</b> | <b>4 273</b> | <b>1 591</b> | <b>682</b>        | <b>2.29</b> | <b>510 877</b> |
| Nonrelatives present  | 10 442         | -             | 5 612         | 2 466         | 1 061         | 706           | 356          | 137          | 104               | 2.43        | 31 339         |
| <b>ROOMS</b>  |                |               |               |               |               |               |              |              |                   |             |                |
| 1 to 3 rooms  | 6 486          | 4 195         | 1 662         | 370           | 193           | 55            | 11           | -            | -                 | 1.27        | 9 976          |
| 4 rooms   | 25 020         | 10 466        | 10 581        | 2 451         | 1 073         | 346           | 67           | 22           | 14                | 1.69        | 45 908         |
| 5 rooms   | 38 559         | 11 248        | 17 278        | 5 522         | 2 977         | 1 021         | 394          | 98           | 21                | 1.96        | 82 915         |
| 6 rooms   | 34 194         | 6 351         | 14 514        | 6 419         | 4 566         | 1 617         | 476          | 210          | 41                | 2.24        | 86 015         |
| 7 rooms   | 30 952         | 3 486         | 11 646        | 6 453         | 5 931         | 2 303         | 702          | 355          | 76                | 2.55        | 89 037         |
| 8 or more rooms   | 58 775         | 4 316         | 16 598        | 12 205        | 14 545        | 7 052         | 2 623        | 906          | 530               | 3.19        | 197 026        |
| Median  | 6.3            | 5.0           | 6.0           | 6.8           | 7.5           | 7.8           | 8.0          | 7.8          | 8.5+              | ...         | ...            |
| <b>PLUMBING FACILITIES BY PERSONS PER ROOM</b>                        |                |               |               |               |               |               |              |              |                   |             |                |
| <b>Complete plumbing for exclusive use</b>                            | <b>193 549</b> | <b>39 887</b> | <b>72 144</b> | <b>33 364</b> | <b>29 250</b> | <b>12 394</b> | <b>4 247</b> | <b>1 588</b> | <b>675</b>        | <b>2.29</b> | <b>509 790</b> |
| 1.00 or less  | 191 829        | 39 887        | 72 126        | 33 250        | 29 067        | 11 993        | 3 792        | 1 258        | 456               | 2.28        | 499 775        |
| 1.01 to 1.50  | 1 504          | -             | -             | 79            | 145           | 346           | 444          | 308          | 182               | 5.91        | 8 893          |
| 1.51 or more  | 216            | -             | 18            | 35            | 38            | 55            | 11           | 22           | 37                | 4.81        | 1 122          |
| <b>Lacking complete plumbing for exclusive use</b>                    | <b>437</b>     | <b>175</b>    | <b>135</b>    | <b>56</b>     | <b>35</b>     | <b>-</b>      | <b>26</b>    | <b>3</b>     | <b>7</b>          | <b>1.82</b> | <b>1 087</b>   |
| 1.00 or less  | 403            | 175           | 135           | 56            | 25            | -             | 9            | 3            | -                 | 1.70        | 856            |
| 1.01 to 1.50  | 21             | -             | -             | -             | 4             | -             | 17           | -            | -                 | 5.88        | 144            |
| 1.51 or more  | 13             | -             | -             | -             | 6             | -             | -            | -            | 7                 | 7.57        | 87             |
| <b>UNITS IN STRUCTURE</b>   |                |               |               |               |               |               |              |              |                   |             |                |
| 1, detached or attached   | 170 585        | 29 551        | 63 739        | 31 144        | 28 081        | 11 866        | 4 042        | 1 523        | 639               | 2.37        | 462 088        |
| 2 or more   | 18 162         | 8 605         | 6 592         | 1 583         | 806           | 309           | 169          | 55           | 43                | 1.57        | 36 982         |
| Mobile home or trailer, etc.  | 5 239          | 1 906         | 1 948         | 693           | 398           | 219           | 62           | 13           | -                 | 1.87        | 11 807         |
| <b>VALUE</b>  |                |               |               |               |               |               |              |              |                   |             |                |
| <b>Specified owner-occupied housing units</b>                         | <b>159 809</b> | <b>26 892</b> | <b>59 632</b> | <b>29 425</b> | <b>26 774</b> | <b>11 317</b> | <b>3 786</b> | <b>1 369</b> | <b>614</b>        | <b>2.39</b> | <b>431 340</b> |
| Less than \$10,000  | 807            | 340           | 339           | 78            | 11            | 24            | 15           | -            | -                 | 1.69        | 1 569          |
| \$10,000 to \$19,999  | 3 557          | 1 351         | 1 481         | 319           | 184           | 148           | 47           | 13           | 14                | 1.79        | 7 134          |
| \$20,000 to \$29,999  | 9 472          | 3 000         | 3 438         | 1 459         | 842           | 355           | 217          | 126          | 35                | 2.00        | 20 273         |
| \$30,000 to \$39,999  | 14 395         | 3 777         | 5 539         | 2 354         | 1 604         | 692           | 276          | 128          | 25                | 2.12        | 33 779         |
| \$40,000 to \$49,999  | 23 249         | 4 558         | 9 232         | 3 784         | 3 438         | 1 516         | 442          | 193          | 86                | 2.27        | 58 740         |
| \$50,000 to \$59,999  | 26 805         | 4 484         | 10 202        | 5 110         | 4 261         | 1 818         | 594          | 239          | 97                | 2.37        | 72 028         |
| \$60,000 to \$79,999  | 45 276         | 6 045         | 16 552        | 9 221         | 8 427         | 3 415         | 1 091        | 352          | 173               | 2.50        | 128 161        |
| \$80,000 to \$99,999  | 18 576         | 1 964         | 6 649         | 3 713         | 3 934         | 1 584         | 443          | 186          | 103               | 2.68        | 54 635         |
| \$100,000 to \$149,999  | 12 462         | 1 017         | 4 411         | 2 442         | 2 846         | 1 184         | 437          | 84           | 41                | 2.83        | 38 534         |
| \$150,000 or more   | 5 210          | 356           | 1 789         | 945           | 1 227         | 581           | 224          | 48           | 40                | 2.99        | 16 487         |
| Median  | \$60 600       | \$50 800      | \$59 500      | \$62 900      | \$66 400      | \$65 500      | \$64 600     | \$59 500     | \$66 400          | ...         | ...            |
| <b>SELECTED CHARACTERISTICS</b>                                       |                |               |               |               |               |               |              |              |                   |             |                |
| <b>All income levels in 1979</b>                                      | <b>193 986</b> | <b>40 062</b> | <b>72 279</b> | <b>33 420</b> | <b>29 285</b> | <b>12 394</b> | <b>4 273</b> | <b>1 591</b> | <b>682</b>        | <b>2.29</b> | <b>510 877</b> |
| Median income   | \$21 521       | \$11 307      | \$21 578      | \$25 412      | \$26 037      | \$27 274      | \$28 304     | \$29 290     | \$30 920          | ...         | ...            |
| Median selected monthly owner costs as percentage of household income | 17.5           | 24.2          | 14.9          | 17.0          | 18.6          | 18.1          | 16.4         | 15.2         | 14.7              | ...         | ...            |
| With a mortgage   | 19.8           | 28.3          | 18.8          | 18.9          | 19.6          | 19.1          | 17.4         | 17.0         | 15.7              | ...         | ...            |
| Not mortgaged   | 11.1           | 19.6          | 10-           | 10-           | 10-           | 10-           | 10-          | 10-          | 10-               | ...         | ...            |
| <b>Income in 1979 below poverty level</b>                             | <b>10 284</b>  | <b>4 694</b>  | <b>2 485</b>  | <b>1 245</b>  | <b>865</b>    | <b>595</b>    | <b>245</b>   | <b>95</b>    | <b>60</b>         | <b>1.68</b> | <b>...</b>     |
| Median income   | \$3 287        | \$2 793       | \$3 313       | \$3 731       | \$4 910       | \$6 244       | \$6 602      | \$7 321      | \$7 692           | ...         | ...            |
| Median selected monthly owner costs as percentage of household income | 50+            | 50+           | 50+           | 50+           | 50+           | 50+           | 50+          | 50+          | 40.4              | ...         | ...            |
| With a mortgage   | 50+            | 50+           | 50+           | 50+           | 50+           | 50+           | 50+          | 50+          | 47.3              | ...         | ...            |
| Not mortgaged   | 44.1           | 46.4          | 41.9          | 44.4          | 23.5          | 26.0          | 31.9         | -            | 23.8              | ...         | ...            |
| <b>Renter-occupied housing units</b>                                  | <b>152 281</b> | <b>71 258</b> | <b>47 222</b> | <b>17 787</b> | <b>9 655</b>  | <b>3 909</b>  | <b>1 368</b> | <b>791</b>   | <b>291</b>        | <b>1.60</b> | <b>291 612</b> |
| Nonrelatives present  | 27 678         | -             | 18 106        | 5 809         | 2 384         | 858           | 252          | 204          | 65                | 2.26        | 70 848         |
| <b>ROOMS</b>  |                |               |               |               |               |               |              |              |                   |             |                |
| 1 room  | 7 358          | 6 701         | 595           | 40            | 22            | -             | -            | -            | -                 | 1.05        | 7 901          |
| 2 rooms   | 16 385         | 12 758        | 2 805         | 576           | 166           | 62            | 3            | 5            | 10                | 1.14        | 21 221         |
| 3 rooms   | 40 660         | 27 784        | 10 358        | 1 831         | 549           | 124           | 8            | 6            | -                 | 1.23        | 56 335         |
| 4 rooms   | 45 016         | 16 655        | 19 088        | 6 015         | 2 381         | 589           | 179          | 74           | 35                | 1.81        | 86 636         |
| 5 rooms   | 22 666         | 5 102         | 9 047         | 4 549         | 2 519         | 943           | 278          | 174          | 54                | 2.19        | 55 292         |
| 6 rooms   | 9 688          | 1 335         | 2 963         | 2 303         | 1 704         | 797           | 330          | 216          | 40                | 2.74        | 28 917         |
| 7 or more rooms   | 10 508         | 923           | 2 366         | 2 473         | 2 314         | 1 394         | 570          | 316          | 152               | 3.29        | 35 310         |
| Median  | 3.8            | 3.1           | 4.0           | 4.6           | 5.2           | 5.8           | 6.2          | 6.1          | 6.6               | ...         | ...            |
| <b>PLUMBING FACILITIES BY PERSONS PER ROOM</b>                        |                |               |               |               |               |               |              |              |                   |             |                |
| <b>Complete plumbing for exclusive use</b>                            | <b>148 398</b> | <b>68 656</b> | <b>46 385</b> | <b>17 527</b> | <b>9 543</b>  | <b>3 878</b>  | <b>1 346</b> | <b>777</b>   | <b>286</b>        | <b>1.62</b> | <b>285 875</b> |
| 1.00 or less  | 144 677        | 68 656        | 45 878        | 16 926        | 8 836         | 3 113         | 900          | 310          | 58                | 1.58        | 268 542        |
| 1.01 to 1.50  | 2 633          | -             | -             | 561           | 542           | 579           | 435          | 382          | 134               | 4.87        | 13 050         |
| 1.51 or more  | 1 088          | -             | 507           | 40            | 165           | 186           | 11           | 85           | 94                | 3.42        | 4 283          |
| <b>Lacking complete plumbing for exclusive use</b>                    | <b>3 883</b>   | <b>2 602</b>  | <b>837</b>    | <b>260</b>    | <b>112</b>    | <b>31</b>     | <b>22</b>    | <b>14</b>    | <b>5</b>          | <b>1.25</b> | <b>5 737</b>   |
| 1.00 or less  | 3 705          | 2 602         | 749           | 245           | 82            | 21            | -            | 6            | -                 | 1.21        | 5 145          |
| 1.01 to 1.50  | 62             | -             | -             | 15            | 7             | 10            | 22           | 8            | -                 | 5.40        | 305            |
| 1.51 or more  | 116            | -             | 88            | -             | 23            | -             | -            | -            | 5                 | 2.16        | 287            |
| <b>UNITS IN STRUCTURE</b>   |                |               |               |               |               |               |              |              |                   |             |                |
| 1, detached or attached   | 38 315         | 8 962         | 12 330        | 7 659         | 5 141         | 2 489         | 1 016        | 494          | 224               | 2.33        | 100 806        |
| 2   | 11 294         | 4 136         | 4 176         | 1 670         | 737           | 361           | 107          | 88           | 19                | 1.86        | 23 626         |
| 3 and 4   | 13 084         | 5 582         | 4 439         | 1 776         | 778           | 284           | 104          | 89           | 32                | 1.72        | 25 666         |
| 5 to 9  | 13 090         | 6 835         | 3 697         | 1 358         | 760           | 340           | 46           | 38           | 16                | 1.46        | 23 549         |
| 10 to 49  | 48 348         | 27 877        | 14 798        | 3 743         | 1 488         | 306           | 76           | 60           | -                 | 1.37        | 76 013         |
| 50 or more  | 26 917         | 17 362        | 7 435         | 1 367         | 624           | 98            | 9            | 22           | -                 | 1.28        | 39 382         |
| Mobile home or trailer, etc.  | 1 233          | 504           | 347           | 214           | 127           | 31            | 10           | -            | -                 | 1.82        | 2 570          |
| <b>GROSS RENT</b>   |                |               |               |               |               |               |              |              |                   |             |                |
| <b>Specified renter-occupied housing units</b>                        | <b>150 774</b> | <b>70 847</b> | <b>46 740</b> | <b>17 514</b> | <b>9 472</b>  | <b>3 812</b>  | <b>1 336</b> | <b>762</b>   | <b>291</b>        | <b>1.60</b> | <b>287 646</b> |
| Less than \$100   | 7 940          | 6 375         | 791           | 352           | 265           | 121           | 21           | 11           | 4                 | 1.12        | 10 809         |
| \$100 to \$149  | 13 056         | 9 700         | 2 408         | 525           | 193           | 140           | 38           | 44           | 8                 | 1.17        | 17 762         |
| \$150 to \$199  | 26 733         | 16 370        | 7 046         | 1 976         | 831           | 324           | 82           | 80           | 24                | 1.32        | 42 229         |
| \$200 to \$249  | 31 822         | 16 201        | 9 728         | 3 324         | 1 591         | 674           | 153          | 116          | 35                | 1.48        | 57 274         |
| \$250 to \$299  | 23 453         | 10 016        | 8 477         | 2 687         | 1 455         | 522           | 214          | 62           | 20                | 1.70        | 45 301         |
| \$300 to \$349  | 17 484         | 5 771         | 7 116         | 2 579         | 1 245         | 420           | 181          | 133          | 39                | 1.92        | 37 016         |
| \$350 to \$399  | 9 679          | 2 248         | 4 175         | 1 847         | 863           | 265           | 135          | 106          | 40                | 2.12        | 22 313         |
| \$400 to \$499  | 11 107         | 2 074         | 4 126         | 2 324         | 1 527         | 612           | 254          | 137          | 53                | 2.34        | 29 173         |
| \$500 or more   | 6 196          | 859           | 1 629         | 1 564         | 1 198         | 609           | 203          | 66           | 68                | 2.89        | 18 607         |
| No cash rent  | 3 304          | 1 233         | 1 244         | 336           | 304           | 125           | 55           | 7            | -                 | 1.84        | 7 162          |
| Median  | \$240          | \$206         | \$266         | \$295         | \$310         | \$307         | \$337        | \$324        | \$369             | ...         | ...            |
| <b>SELECTED CHARACTERISTICS</b>                                       |                |               |               |               |               |               |              |              |                   |             |                |
| <b>All income levels in 1979</b>                                      | <b>152 281</b> | <b>71 258</b> | <b>47 222</b> | <b>17 787</b> | <b>9 655</b>  | <b>3 909</b>  | <b>1 368</b> | <b>791</b>   | <b>291</b>        | <b>1.60</b> | <b>291 612</b> |
| Median income   | \$10 927       | \$8 149       | \$13 465      | \$13 388      | \$14 265      | \$15 525      | \$16 225     | \$15 451     | \$21 542          | ...         | ...            |
| Median gross rent as percentage of household income                   | 26.7           | 28.8          | 24.1          | 26.9          | 26.1          | 24.8          | 24.9         | 24.5         | 20.2              | ...         | ...            |
| <b>Income in 1979 below poverty level</b>                             | <b>30 491</b>  | <b>14 353</b> | <b>7 755</b>  | <b>4 179</b>  | <b>2 518</b>  | <b>968</b>    | <b>345</b>   | <b>283</b>   | <b>90</b>         | <b>1.62</b> | <b>...</b>     |
| Median income   | \$3 433        | \$2 637       | \$3 959       | \$4 726       | \$5 312       | \$6 152       | \$6 935      | \$7 658      | \$9 464           | ...         | ...            |
| Median gross rent as percentage of household income                   | 50+            | 50+           | 50+           | 50+           | 50+           | 47.0          | 50+          | 50+          | 24.7              | ...         | ...</          |

Table C-23. Household Composition and Age of Householder for Owner- and Renter-Occupied Housing Units With a White Householder: 1980

[Data are estimates based on a sample, see Introduction. For meaning of symbols, see Introduction. For definitions of terms, see appendices A and B.]

| Total   | Married-couple families |                |                |                |                   | Male householder, no wife present |                |                |                |                   | Female householder, no husband present |                |                |                |                   | Median age |
|---------|-------------------------|----------------|----------------|----------------|-------------------|-----------------------------------|----------------|----------------|----------------|-------------------|--|----------------|----------------|----------------|-------------------|------------|
|         | 15 to 24 years          | 25 to 34 years | 35 to 44 years | 45 to 64 years | 65 years and over | 15 to 24 years                    | 25 to 34 years | 35 to 44 years | 45 to 64 years | 65 years and over | 15 to 24 years                         | 25 to 34 years | 35 to 44 years | 45 to 64 years | 65 years and over |            |
|         | 2 913                   | 28 408         | 25 036         | 50 368         | 22 488            | 2 090                             | 7 790          | 3 454          | 4 731          | 3 429             | 1 197                                  | 6 514          | 5 539          | 12 830         | 17 199            |            |
| 193 986 | 2 913                   | 28 408         | 25 036         | 50 368         | 22 488            | 2 090                             | 7 790          | 3 454          | 4 731          | 3 429             | 1 197                                  | 6 514          | 5 539          | 12 830         | 17 199            | 49.6       |
| 40 062  | 1 652                   | 8 653          | 3 252          | 24 752         | 19 468            | 1 103                             | 4 603          | 2 082          | 2 967          | 2 716             | 566                                    | 3 192          | 1 625          | 7 403          | 13 805            | 59.6       |
| 72 279  | 828                     | 7 292          | 4 347          | 12 224         | 2 387             | 545                               | 2 293          | 852            | 1 075          | 518               | 384                                    | 1 693          | 1 347          | 3 197          | 2 598             | 57.8       |
| 33 420  | 322                     | 8 730          | 9 855          | 7 575          | 2 419             | 317                               | 181            | 132            | 155            | 118               | 142                                    | 1 062          | 1 384          | 1 380          | 583               | 45.6       |
| 29 285  | 85                      | 2 846          | 5 057          | 3 313          | 125               | 93                                | 181            | 60             | 361            | 143               | 76                                     | 334            | 361            | 487            | 143               | 39.0       |
| 12 394  | 26                      | 887            | 2 525          | 2 504          | 89                | 27                                | 45             | 9              | 58             | 24                | 13                                     | 174            | 180            | 31             | 40.4              |            |
| 6 546   | 2.38                    | 3.26           | 4.00           | 2.54           | 2.08              | 5                                 | 1.35           | 1.33           | 1.30           | 1.13              | 1.58                                   | 1.54           | 2.35           | 1.37           | 1.12              | 43.4       |
| 2 299   | 7 915                   | 95 161         | 102 326        | 150 247        | 48 477            | 3 878                             | 12 634         | 5 808          | 7 566          | 4 569             | 2 258                                  | 12 421         | 14 251         | 22 185         | 21 181            | 85.1       |
| 510 877 | 7 915                   | 95 161         | 102 326        | 150 247        | 48 477            | 3 878                             | 12 634         | 5 808          | 7 566          | 4 569             | 2 258                                  | 12 421         | 14 251         | 22 185         | 21 181            | 85.1       |
| 193 549 | 2 913                   | 28 394         | 25 016         | 50 317         | 22 430            | 2 085                             | 7 751          | 3 448          | 4 721          | 3 413             | 1 181                                  | 6 493          | 5 517          | 12 794         | 17 076            | 49.6       |
| 1 720   | 63                      | 338            | 524            | 521            | 23                | —                                 | 17             | 29             | 20             | 3                 | —                                      | 73             | 15             | 89             | 5                 | 41.3       |
| 437     | —                       | 14             | 20             | 51             | 58                | —                                 | 39             | 6              | 10             | 16                | 16                                     | 21             | 22             | 36             | 123               | 58.1       |
| 34      | —                       | 5              | 6              | 8              | —                 | —                                 | —              | 4              | —              | —                 | —                                      | —              | 4              | 7              | —                 | 43.3       |
| 159 809 | 2 301                   | 25 456         | 22 928         | 44 340         | 18 492            | 1 146                             | 5 396          | 2 248          | 3 193          | 2 719             | 596                                    | 4 345          | 4 288          | 9 548          | 12 813            | 49.3       |
| 114 104 | 2 199                   | 24 872         | 21 901         | 32 734         | 4 826             | 992                               | 5 168          | 2 083          | 2 164          | 2 577             | 513                                    | 4 088          | 3 898          | 5 727          | 2 362             | 41.5       |
| 36 076  | 161                     | 3 662          | 7 499          | 18 314         | 1 686             | 61                                | 335            | 550            | 895            | 135               | 41                                     | 402            | 401            | 1 327          | 283               | 49.1       |
| 21 742  | 313                     | 5 104          | 4 870          | 6 045          | 936               | 135                               | 959            | 381            | 6 045          | 392               | 79                                     | 326            | 703            | 1 098          | 236               | 41.1       |
| 17 256  | 447                     | 5 360          | 3 456          | 3 270          | 698               | 172                               | 1 009          | 380            | 252            | 47                | 43                                     | 596            | 601            | 713            | 212               | 36.8       |
| 12 526  | 438                     | 3 986          | 2 405          | 1 829          | 426               | 146                               | 641            | 310            | 194            | 33                | 84                                     | 623            | 525            | 638            | 237               | 35.9       |
| 8 083   | 462                     | 2 708          | 1 305          | 1 053          | 273               | 146                               | 587            | 127            | 88             | 44                | 31                                     | 470            | 380            | 510            | 172               | 34.8       |
| 17 995  | 573                     | 4 034          | 2 328          | 2 137          | 790               | 370                               | 1 222          | 322            | 317            | 229               | 222                                    | 1 636          | 1 223          | 1 391          | 1 201             | 36.9       |
| 426     | 5                       | 18             | 38             | 86             | 17                | 24                                | 15             | 13             | 26             | —                 | 13                                     | 35             | 65             | 50             | 21                | 44.2       |
| 19.8    | 27.0                    | 23.4           | 18.5           | 13.9           | 18.8              | 29.0                              | 24.4           | 21.4           | 17.2           | 27.0              | 30.5                                   | 30.8           | 27.0           | 22.9           | 35.8              | 44.2       |
| 45 705  | 102                     | 584            | 1 027          | 11 606         | 13 666            | 154                               | 228            | 165            | 1 029          | 2 142             | 83                                     | 257            | 390            | 3 821          | 10 451            | 67.1       |
| 20 650  | 52                      | 382            | 768            | 8 963          | 5 875             | 50                                | 117            | 99             | 592            | 559               | 32                                     | 72             | 133            | 1 301          | 1 655             | 62.3       |
| 9 292   | 19                      | 129            | 155            | 1 517          | 3 714             | 55                                | 31             | 23             | 163            | 427               | 26                                     | 72             | 101            | 925            | 1 935             | 68.6       |
| 5 010   | —                       | 42             | 44             | 441            | 1 795             | 7                                 | 15             | 7              | 99             | 376               | 12                                     | 36             | 57             | 491            | 1 588             | 70.9       |
| 2 024   | 21                      | 14             | 20             | 256            | 929               | 6                                 | —              | 6              | 35             | 239               | 4                                      | 25             | 26             | 302            | 1 341             | 72.6       |
| 2 072   | 5                       | 5              | 6              | 134            | 433               | 8                                 | 13             | 13             | 20             | 165               | —                                      | 9              | 14             | 172            | 1 075             | 73.6       |
| 1 566   | —                       | 5              | —              | 99             | 331               | —                                 | 6              | —              | 44             | 82                | —                                      | 16             | —              | 150            | 838               | 73.6       |
| 3 598   | 5                       | 5              | 25             | 163            | 528               | 18                                | 39             | 17             | 71             | 290               | 9                                      | 11             | 52             | 446            | 1 919             | 72.3       |
| 11.1    | 10—                     | 10—            | 10—            | 10—            | 11.2              | 12.0                              | 10—            | 10—            | 10—            | 16.1              | 11.8                                   | 13.4           | 12.9           | 13.2           | 20.0              | —          |
| 152 281 | 8 583                   | 15 940         | 4 556          | 6 220          | 4 734             | 14 725                            | 18 806         | 5 016          | 6 369          | 3 482             | 15 082                                 | 18 397         | 5 324          | 9 174          | 15 873            | 31.1       |
| 71 258  | 4 927                   | 6 842          | 1 032          | 3 531          | —                 | 6 802                             | 12 129         | 3 583          | 5 331          | 3 189             | 6 464                                  | 10 275         | 2 362          | 6 637          | 14 486            | 35.0       |
| 47 222  | 2 542                   | 3 921          | 852            | 1 277          | 4 410             | 5 083                             | 4 984          | 960            | 778            | 242               | 5 797                                  | 4 806          | 1 154          | 1 565          | 1 111             | 28.3       |
| 9 655   | 892                     | 3 272          | 1 169          | 662            | 51                | 739                               | 368            | 141            | 153            | 33                | 834                                    | 2 118          | 884            | 564            | 192               | 28.1       |
| 3 909   | 157                     | 1 270          | 856            | 350            | 39                | 214                               | 166            | 15             | 11             | 18                | 169                                    | 770            | 481            | 247            | 23                | 29.8       |
| 2 450   | 65                      | 635            | 647            | 400            | 19                | 53                                | 46             | 62             | 4              | —                 | 48                                     | 312            | 258            | 44             | 48                | 33.3       |
| 1 40    | 2.37                    | 2.79           | 3.84           | 2.38           | 2.04              | 1.61                              | 1.28           | 1.20           | 1.10           | 1.05              | 1.69                                   | 1.40           | 1.76           | 1.19           | 1.05              | 37.3       |
| 291 612 | 22 329                  | 48 936         | 17 957         | 17 291         | 9 935             | 26 772                            | 28 657         | 7 254          | 7 686          | 3 730             | 27 891                                 | 31 505         | 11 481         | 13 318         | 16 870            | 85.1       |
| 148 398 | 8 431                   | 15 777         | 4 460          | 6 138          | 4 665             | 14 259                            | 18 281         | 4 878          | 5 824          | 3 178             | 14 710                                 | 18 125         | 5 255          | 8 974          | 15 443            | 31.0       |
| 3 721   | 442                     | 979            | 557            | 310            | 35                | 285                               | 144            | 73             | 26             | 5                 | 276                                    | 286            | 192            | 72             | 39                | 30.3       |
| 3 178   | 11                      | 29             | 32             | 34             | 14                | 9                                 | 525            | 138            | 545            | 304               | 372                                    | 272            | 69             | 200            | 430               | 34.9       |
| 150 774 | 8 454                   | 15 806         | 4 458          | 6 019          | 4 641             | 14 641                            | 18 693         | 4 978          | 6 315          | 3 457             | 15 039                                 | 18 195         | 5 248          | 9 070          | 15 760            | 31.0       |
| 20 930  | 926                     | 2 964          | 860            | 1 820          | 713               | 1 369                             | 3 196          | 1 519          | 1 965          | 452               | 762                                    | 1 550          | 483            | 1 061          | 1 290             | 34.5       |
| 23 335  | 3 214                   | 829            | 1 044          | 731            | 331               | 2 143                             | 3 938          | 997            | 957            | 362               | 1 293                                  | 2 645          | 695            | 1 352          | 1 576             | 30.6       |
| 22 390  | 1 611                   | 2 892          | 797            | 670            | 663               | 1 979                             | 3 147          | 646            | 3 009          | 742               | 1 513                                  | 3 009          | 742            | 3 330          | 2 131             | 30.5       |
| 17 555  | 1 174                   | 1 750          | 580            | 567            | 662               | 1 402                             | 2 358          | 475            | 536            | 435               | 1 694                                  | 2 398          | 611            | 1 046          | 1 867             | 30.7       |
| 13 112  | 884                     | 1 376          | 346            | 405            | 461               | 1 353                             | 1 126          | 245            | 310            | 310               | 1 489                                  | 2 012          | 549            | 1 860          | 1 252             | 29.8       |
| 21 360  | 1 156                   | 1 704          | 395            | 602            | 689               | 2 431                             | 2 118          | 436            | 627            | 710               | 2 791                                  | 2 790          | 622            | 1 350          | 2 939             | 30.4       |
| 26 653  | 949                     | 1 319          | 402            | 449            | 376               | 3 465                             | 2 393          | 518            | 721            | 486               | 5 077                                  | 3 559          | 1 358          | 1 693          | 3 990             | 29.2       |
| 5 439   | 193                     | 587            | 249            | 462            | 346               | 499                               | 417            | 142            | 314            | 195               | 420                                    | 334            | 188            | 378            | 715               | 39.1       |
| 26.7    | 25.1                    | 22.5           | 22.6           | 19.6           | 25.3              | 30.7                              | 23.2           | 19.5           | 20.5           | 28.6              | 37.6                                   | 28.6           | 30.0           | 27.9           | 32.6              | —          |

Central Cities of SMSA's

**PERSONS IN UNIT**  
 1 person  
 2 persons  
 3 persons  
 4 persons  
 5 persons  
 6 or more persons  
 Median  
 Total persons

**PLUMBING FACILITIES BY PERSONS PER ROOM**  
 Complete plumbing for exclusive use  
 1.01 or more persons per room  
 Lacking complete plumbing for exclusive use  
 1.01 or more persons per room

**MORTGAGE STATUS AND SELECTED MONTHLY OWNER COSTS AS PERCENTAGE OF HOUSEHOLD INCOME IN 1979**  
 With a mortgage  
 Less than 15 percent  
 15 to 19 percent  
 20 to 24 percent  
 25 to 29 percent  
 30 to 34 percent  
 35 percent or more  
 Not computed  
 Median

**Specified owner-occupied housing units**  
 Not mortgaged  
 Less than 10 percent  
 10 to 14 percent  
 15 to 19 percent  
 20 to 24 percent  
 25 to 29 percent  
 30 to 34 percent  
 35 percent or more  
 Not computed  
 Median

**Renter-occupied housing units**  
 Not mortgaged  
 Less than 10 percent  
 10 to 14 percent  
 15 to 19 percent  
 20 to 24 percent  
 25 to 29 percent  
 30 to 34 percent  
 35 percent or more  
 Not computed  
 Median

**PERSONS IN UNIT**  
 1 person  
 2 persons  
 3 persons  
 4 persons  
 5 persons  
 6 or more persons  
 Median  
 Total persons

**PLUMBING FACILITIES BY PERSONS PER ROOM**  
 Complete plumbing for exclusive use  
 1.01 or more persons per room  
 Lacking complete plumbing for exclusive use  
 1.01 or more persons per room

**GROSS RENT AS PERCENTAGE OF HOUSEHOLD INCOME IN 1979**  
 Specified renter-occupied housing units  
 Less than 15 percent  
 15 to 19 percent  
 20 to 24 percent  
 25 to 29 percent  
 30 to 34 percent  
 35 to 49 percent  
 50 percent or more  
 Not computed  
 Median

**Table C-24. Age and Sex of Householder in One-Person Households for Owner- and Renter-Occupied Housing Units With a White Householder: 1980**

[Data are estimates based on a sample, see Introduction. For meaning of symbols, see Introduction. For definitions of terms, see appendixes A and B]

| Central Cities of SMSA's  | Male householder |                |                |                |                |                   | Female householder |                |                |                |                |                   |               |
|---|------------------|----------------|----------------|----------------|----------------|-------------------|--------------------|----------------|----------------|----------------|----------------|-------------------|---------------|
|   | Total            | 15 to 24 years | 25 to 34 years | 35 to 44 years | 45 to 64 years | 65 years and over | Total              | 15 to 24 years | 25 to 34 years | 35 to 44 years | 45 to 64 years | 65 years and over |               |
| <b>Owner-occupied housing units</b> .....   | <b>40 062</b>    | <b>13 471</b>  | <b>1 103</b>   | <b>4 603</b>   | <b>2 062</b>   | <b>2 967</b>      | <b>2 716</b>       | <b>26 591</b>  | <b>566</b>     | <b>3 192</b>   | <b>1 625</b>   | <b>7 403</b>      | <b>13 805</b> |
| <b>PLUMBING FACILITIES</b>  |                  |                |                |                |                |                   |                    |                |                |                |                |                   |               |
| Complete plumbing for exclusive use .....   | 39 887           | 13 427         | 1 103          | 4 576          | 2 080          | 2 962             | 2 706              | 26 460         | 566            | 3 175          | 1 616          | 7 389             | 13 714        |
| Lacking complete plumbing for exclusive use .....                                   | 175              | 44             | -              | 27             | 2              | 5                 | 10                 | 131            | -              | 17             | 9              | 14                | 91            |
| <b>UNITS IN STRUCTURE</b>   |                  |                |                |                |                |                   |                    |                |                |                |                |                   |               |
| 1, detached or attached .....   | 29 551           | 9 755          | 580            | 3 290          | 1 486          | 2 112             | 2 287              | 19 796         | 256            | 1 996          | 1 155          | 5 667             | 10 722        |
| 2 or more .....   | 8 605            | 2 934          | 360            | 1 119          | 482            | 664               | 309                | 5 671          | 222            | 1 068          | 396            | 1 393             | 2 592         |
| Mobile home or trailer, etc. ....   | 1 906            | 782            | 163            | 194            | 114            | 191               | 120                | 1 124          | 88             | 128            | 74             | 343               | 491           |
| <b>HOUSEHOLD INCOME IN 1979</b>   |                  |                |                |                |                |                   |                    |                |                |                |                |                   |               |
| Less than \$5,000 .....   | 8 463            | 1 529          | 237            | 227            | 100            | 248               | 717                | 6 934          | 120            | 184            | 155            | 1 254             | 5 221         |
| \$5,000 to \$9,999 .....  | 9 450            | 2 062          | 211            | 425            | 113            | 359               | 954                | 7 388          | 121            | 456            | 155            | 1 722             | 4 934         |
| \$10,000 to \$14,999 .....  | 4 051            | 1 199          | 248            | 346            | 137            | 211               | 257                | 2 852          | 101            | 395            | 162            | 928               | 1 266         |
| \$12,500 to \$14,999 .....  | 3 368            | 1 178          | 118            | 608            | 126            | 177               | 149                | 2 190          | 52             | 416            | 223            | 871               | 628           |
| \$15,000 to \$19,999 .....  | 6 097            | 2 498          | 211            | 1 103          | 407            | 565               | 212                | 3 599          | 110            | 1 060          | 395            | 1 255             | 779           |
| \$20,000 to \$24,999 .....  | 3 682            | 2 037          | 69             | 950            | 426            | 457               | 135                | 1 645          | 42             | 385            | 265            | 608               | 345           |
| \$25,000 to \$34,999 .....  | 3 128            | 1 709          | 9              | 625            | 462            | 487               | 126                | 1 419          | 13             | 220            | 231            | 545               | 410           |
| \$35,000 to \$49,999 .....  | 1 003            | 644            | -              | 196            | 128            | 221               | 99                 | 359            | -              | 50             | 32             | 144               | 133           |
| \$50,000 or more .....  | 820              | 615            | -              | 123            | 183            | 242               | 67                 | 205            | 7              | 26             | 7              | 76                | 89            |
| Median .....  | \$11 307         | \$16 431       | \$11 043       | \$17 837       | \$21 537       | \$19 397          | \$8 137            | \$9 263        | \$11 040       | \$15 534       | \$16 335       | \$11 954          | \$6 456       |
| Mean .....  | \$14 251         | \$19 683       | \$10 695       | \$19 941       | \$27 143       | \$24 127          | \$12 322           | \$11 499       | \$11 484       | \$15 825       | \$16 701       | \$13 515          | \$8 806       |
| <b>MORTGAGE STATUS AND SELECTED MONTHLY OWNER COSTS</b>                             |                  |                |                |                |                |                   |                    |                |                |                |                |                   |               |
| <b>Specified owner-occupied housing units</b> .....                                 | <b>26 892</b>    | <b>8 788</b>   | <b>512</b>     | <b>2 969</b>   | <b>1 276</b>   | <b>1 889</b>      | <b>2 142</b>       | <b>18 104</b>  | <b>196</b>     | <b>1 726</b>   | <b>992</b>     | <b>5 068</b>      | <b>10 122</b> |
| <b>With a mortgage</b> .....  | <b>13 044</b>    | <b>5 991</b>   | <b>417</b>     | <b>2 804</b>   | <b>1 194</b>   | <b>1 555</b>      | <b>421</b>         | <b>7 053</b>   | <b>170</b>     | <b>1 625</b>   | <b>881</b>     | <b>2 649</b>      | <b>1 728</b>  |
| Less than \$200 .....   | 2 015            | 598            | 22             | 95             | 92             | 200               | 189                | 1 417          | 8              | 51             | 47             | 621               | 690           |
| \$200 to \$249 .....  | 1 830            | 521            | 25             | 130            | 109            | 186               | 71                 | 1 309          | 6              | 114            | 139            | 684               | 366           |
| \$250 to \$299 .....  | 1 517            | 629            | 37             | 255            | 97             | 189               | 51                 | 888            | 27             | 115            | 117            | 426               | 203           |
| \$300 to \$349 .....  | 1 469            | 675            | 77             | 327            | 107            | 111               | 53                 | 794            | 6              | 245            | 146            | 272               | 125           |
| \$350 to \$399 .....  | 1 508            | 700            | 86             | 324            | 165            | 106               | 19                 | 808            | 44             | 301            | 111            | 212               | 140           |
| \$400 to \$499 .....  | 2 083            | 1 172          | 98             | 623            | 281            | 142               | 28                 | 911            | 59             | 333            | 122            | 262               | 135           |
| \$500 to \$599 .....  | 1 198            | 702            | 33             | 443            | 111            | 109               | 6                  | 496            | 20             | 222            | 98             | 111               | 45            |
| \$600 to \$749 .....  | 965              | 681            | 33             | 442            | 138            | 68                | -                  | 284            | -              | 170            | 67             | 27                | 20            |
| \$750 or more .....   | 459              | 313            | 6              | 165            | 94             | 44                | 4                  | 146            | -              | 74             | 34             | 34                | 4             |
| Median .....  | \$339            | \$391          | \$378          | \$440          | \$408          | \$301             | \$215              | \$295          | \$393          | \$398          | \$347          | \$252             | \$224         |
| <b>Not mortgaged</b> .....  | <b>13 848</b>    | <b>2 797</b>   | <b>95</b>      | <b>165</b>     | <b>82</b>      | <b>734</b>        | <b>1 721</b>       | <b>11 051</b>  | <b>26</b>      | <b>101</b>     | <b>111</b>     | <b>2 419</b>      | <b>8 394</b>  |
| Less than \$50 .....  | 107              | 71             | 14             | 16             | 12             | 3                 | 26                 | 36             | -              | -              | -              | 10                | 26            |
| \$50 to \$74 .....  | 1 099            | 305            | 11             | 32             | 5              | 109               | 148                | 794            | 5              | -              | 13             | 134               | 642           |
| \$75 to \$99 .....  | 3 736            | 816            | 30             | 47             | 29             | 234               | 476                | 2 920          | 10             | 48             | 18             | 532               | 2 312         |
| \$100 to \$124 .....  | 4 064            | 777            | 23             | 57             | 20             | 179               | 498                | 3 287          | 5              | 21             | 18             | 707               | 2 536         |
| \$125 to \$149 .....  | 2 402            | 381            | 6              | 13             | 6              | 93                | 263                | 2 021          | -              | 19             | 25             | 520               | 1 457         |
| \$150 to \$199 .....  | 1 765            | 262            | -              | -              | 4              | 61                | 197                | 1 503          | 6              | 13             | 16             | 410               | 1 058         |
| \$200 to \$249 .....  | 328              | 79             | 6              | -              | 6              | 20                | 47                 | 249            | -              | -              | 6              | 49                | 194           |
| \$250 or more .....   | 347              | 106            | 5              | -              | -              | 35                | 66                 | 241            | -              | -              | 15             | 57                | 169           |
| Median .....  | \$112            | \$107          | \$94           | \$93           | \$96           | \$103             | \$111              | \$114          | \$95           | \$103          | \$131          | \$119             | \$112         |
| <b>SELECTED CHARACTERISTICS</b>   |                  |                |                |                |                |                   |                    |                |                |                |                |                   |               |
| Median selected monthly owner costs as percentage of household income in 1979 ..... | 24.2             | 23.1           | 35.1           | 28.4           | 23.1           | 15.0              | 18.8               | 24.7           | 39.4           | 29.6           | 25.2           | 20.9              | 24.8          |
| With a mortgage .....   | 28.3             | 26.5           | 37.5           | 28.9           | 23.5           | 18.8              | 35.5               | 29.7           | 43.4           | 30.2           | 26.5           | 26.3              | 41.3          |
| Not mortgaged .....   | 19.6             | 14.6           | 12.9           | 10-            | 10.3           | 10-               | 17.4               | 21.0           | 16.7           | 12.2           | 15.2           | 15.5              | 22.8          |
| Income in 1979 below poverty level .....  | 4 694            | 919            | 213            | 164            | 81             | 179               | 282                | 3 775          | 89             | 129            | 137            | 972               | 2 448         |
| Percent below poverty level .....   | 11.7             | 6.8            | 19.3           | 3.6            | 3.9            | 6.0               | 10.4               | 14.2           | 15.7           | 4.0            | 8.4            | 13.1              | 17.7          |
| <b>Renter-occupied housing units</b> .....  | <b>71 258</b>    | <b>31 034</b>  | <b>6 802</b>   | <b>12 129</b>  | <b>3 583</b>   | <b>5 331</b>      | <b>3 189</b>       | <b>40 224</b>  | <b>6 464</b>   | <b>10 275</b>  | <b>2 362</b>   | <b>6 637</b>      | <b>14 486</b> |
| <b>PLUMBING FACILITIES</b>  |                  |                |                |                |                |                   |                    |                |                |                |                |                   |               |
| Complete plumbing for exclusive use .....   | 68 656           | 29 389         | 6 525          | 11 695         | 3 459          | 4 806             | 2 904              | 39 267         | 6 283          | 10 106         | 2 314          | 6 469             | 14 095        |
| Lacking complete plumbing for exclusive use .....                                   | 2 602            | 1 645          | 277            | 434            | 124            | 525               | 285                | 957            | 181            | 169            | 48             | 168               | 391           |
| <b>UNITS IN STRUCTURE</b>   |                  |                |                |                |                |                   |                    |                |                |                |                |                   |               |
| 1, detached or attached .....   | 8 962            | 4 190          | 797            | 1 940          | 448            | 614               | 391                | 4 772          | 640            | 1 522          | 394            | 796               | 1 420         |
| 2 .....   | 4 136            | 1 744          | 416            | 783            | 217            | 239               | 89                 | 2 392          | 443            | 717            | 180            | 366               | 686           |
| 3 and 4 .....   | 5 582            | 2 472          | 553            | 1 121          | 223            | 326               | 249                | 3 110          | 471            | 1 192          | 178            | 502               | 767           |
| 5 to 9 .....  | 6 835            | 3 268          | 780            | 1 404          | 299            | 477               | 308                | 3 567          | 754            | 1 024          | 220            | 588               | 981           |
| 10 to 49 .....  | 27 877           | 13 046         | 3 042          | 5 087          | 1 546          | 2 343             | 1 028              | 14 831         | 3 002          | 4 188          | 780            | 2 733             | 4 128         |
| 50 or more .....  | 17 362           | 6 047          | 1 143          | 1 674          | 820            | 1 309             | 1 101              | 11 315         | 1 137          | 1 587          | 579            | 1 586             | 6 426         |
| Mobile home or trailer, etc. ....   | 504              | 267            | 71             | 120            | 30             | 23                | 23                 | 237            | 17             | 45             | 31             | 66                | 78            |
| <b>HOUSEHOLD INCOME IN 1979</b>   |                  |                |                |                |                |                   |                    |                |                |                |                |                   |               |
| Less than \$5,000 .....   | 22 181           | 7 469          | 1 988          | 2 027          | 525            | 1 398             | 1 531              | 14 712         | 2 717          | 1 570          | 605            | 2 041             | 7 779         |
| \$5,000 to \$9,999 .....  | 20 500           | 8 461          | 2 501          | 3 177          | 658            | 1 142             | 983                | 12 039         | 2 359          | 3 022          | 573            | 1 896             | 4 189         |
| \$10,000 to \$12,499 .....  | 8 932            | 3 874          | 1 010          | 1 806          | 418            | 538               | 102                | 5 058          | 805            | 2 257          | 352            | 838               | 806           |
| \$12,500 to \$14,999 .....  | 5 995            | 2 743          | 518            | 1 397          | 300            | 379               | 149                | 3 252          | 317            | 1 474          | 262            | 637               | 562           |
| \$15,000 to \$19,999 .....  | 7 118            | 3 946          | 542            | 1 953          | 593            | 677               | 181                | 3 172          | 197            | 1 435          | 343            | 611               | 586           |
| \$20,000 to \$24,999 .....  | 3 297            | 2 093          | 149            | 1 022          | 389            | 427               | 106                | 1 204          | 36             | 371            | 162            | 363               | 272           |
| \$25,000 to \$34,999 .....  | 2 104            | 1 533          | 48             | 597            | 438            | 388               | 62                 | 571            | 12             | 127            | 52             | 189               | 191           |
| \$35,000 to \$49,999 .....  | 669              | 536            | 14             | 84             | 140            | 257               | 41                 | 133            | 7              | 12             | 5              | 52                | 57            |
| \$50,000 or more .....  | 462              | 379            | 32             | 66             | 122            | 125               | 34                 | 83             | 14             | 7              | 8              | 10                | 44            |
| Median .....  | \$8 149          | \$9 730        | \$7 418        | \$11 191       | \$14 087       | \$10 583          | \$5 260            | \$7 130        | \$6 053        | \$10 604       | \$10 021       | \$8 412           | \$4 796       |
| Mean .....  | \$9 940          | \$11 873       | \$8 372        | \$12 268       | \$17 006       | \$14 016          | \$8 484            | \$8 449        | \$6 614        | \$10 604       | \$10 574       | \$9 670           | \$6 833       |
| <b>GROSS RENT</b>   |                  |                |                |                |                |                   |                    |                |                |                |                |                   |               |
| <b>Specified renter-occupied housing units</b> .....                                | <b>70 847</b>    | <b>30 878</b>  | <b>6 778</b>   | <b>12 077</b>  | <b>3 570</b>   | <b>5 289</b>      | <b>3 164</b>       | <b>39 969</b>  | <b>6 435</b>   | <b>10 182</b>  | <b>2 356</b>   | <b>6 585</b>      | <b>14 411</b> |
| Less than \$100 .....   | 6 375            | 2 113          | 171            | 309            | 159            | 756               | 718                | 4 262          | 138            | 178            | 129            | 653               | 3 164         |
| \$100 to \$149 .....  | 9 700            | 4 521          | 809            | 1 274          | 459            | 1 104             | 875                | 5 179          | 641            | 725            | 230            | 854               | 2 729         |
| \$150 to \$199 .....  | 16 370           | 7 388          | 1 895          | 2 881          | 768            | 1 221             | 623                | 8 982          | 1 814          | 2 127          | 364            | 1 645             | 3 032         |
| \$200 to \$249 .....  | 16 201           | 6 983          | 2 124          | 2 899          | 777            | 862               | 321                | 9 218          | 2 248          | 2 850          | 622            | 1 325             | 2 173         |
| \$250 to \$299 .....  | 10 016           | 4 296          | 875            | 2 173          | 532            | 487               | 229                | 5 720          | 937            | 2 290          | 485            | 858               | 1 150         |
| \$300 to \$349 .....  | 5 771            | 2 640          | 483            | 1 328          | 356            | 353               | 120                | 3 131          | 416            | 1 154          | 270            | 555               | 736           |
| \$350 to \$399 .....  | 2 248            | 1 015          | 160            | 462            | 162            | 185               | 46                 | 1 233          | 50             | 368            | 124            | 331               | 360           |
| \$400 to \$499 .....  | 2 074            | 962            | 120            | 406            | 226            | 141               | 69                 | 1 112          | 73             | 338            | 81             | 201               | 419           |
| \$500 or more .....   | 859              | 427            | 28             | 189            | 86             |                   |                    |                |                |                |                |                   |               |

**Table C-25. Value of Owner-Occupied Housing Units With a Black Householder: 1980**

[Data are estimates based on a sample, see Introduction. For meaning of symbols, see Introduction. For definitions of terms, see appendixes A and B]

| Central Cities of SMSA's  | Total           | Less than \$10,000 | \$10,000 to \$19,999 | \$20,000 to \$29,999 | \$30,000 to \$39,999 | \$40,000 to \$49,999 | \$50,000 to \$59,999 | \$60,000 to \$79,999 | \$80,000 to \$99,999 | \$100,000 to \$149,999 | \$150,000 or more | Median (dollars) | Mean (dollars) |
|---|-----------------|--------------------|----------------------|----------------------|----------------------|----------------------|----------------------|----------------------|----------------------|------------------------|-------------------|------------------|----------------|
| <b>Specified owner-occupied housing units</b> -----   | <b>10 403</b>   | <b>52</b>          | <b>287</b>           | <b>656</b>           | <b>1 262</b>         | <b>1 994</b>         | <b>2 061</b>         | <b>2 751</b>         | <b>856</b>           | <b>412</b>             | <b>72</b>         | <b>54 200</b>    | <b>57 500</b>  |
| <b>HOUSEHOLD TYPE AND AGE OF HOUSEHOLDER</b>  |                 |                    |                      |                      |                      |                      |                      |                      |                      |                        |                   |                  |                |
| <b>Married-couple families</b> -----  | <b>6 350</b>    | <b>17</b>          | <b>127</b>           | <b>271</b>           | <b>676</b>           | <b>990</b>           | <b>1 323</b>         | <b>1 879</b>         | <b>676</b>           | <b>335</b>             | <b>56</b>         | <b>58 000</b>    | <b>61 700</b>  |
| 15 to 24 years -----  | 80              | —                  | 5                    | 9                    | 22                   | 10                   | 14                   | 20                   | —                    | —                      | —                 | 42 000           | 44 800         |
| 25 to 34 years -----  | 1 143           | 8                  | —                    | 20                   | 72                   | 167                  | 343                  | 440                  | 80                   | 13                     | —                 | 58 800           | 59 900         |
| 35 to 44 years -----  | 1 578           | —                  | —                    | 37                   | 108                  | 266                  | 288                  | 487                  | 258                  | 107                    | 27                | 63 300           | 67 600         |
| 45 to 64 years -----  | 2 810           | —                  | 43                   | 121                  | 330                  | 405                  | 601                  | 794                  | 286                  | 215                    | 15                | 58 100           | 62 800         |
| 65 years and over -----   | 739             | 9                  | 79                   | 84                   | 144                  | 142                  | 77                   | 138                  | 52                   | —                      | 14                | 43 900           | 49 500         |
| <b>Male householder, no wife present</b> -----  | <b>1 151</b>    | <b>13</b>          | <b>32</b>            | <b>95</b>            | <b>187</b>           | <b>269</b>           | <b>230</b>           | <b>243</b>           | <b>47</b>            | <b>24</b>              | <b>11</b>         | <b>49 400</b>    | <b>51 900</b>  |
| 15 to 24 years -----  | 33              | —                  | —                    | —                    | 5                    | 19                   | 9                    | —                    | —                    | —                      | —                 | 48 000           | 47 300         |
| 25 to 34 years -----  | 304             | —                  | 12                   | 10                   | 33                   | 30                   | 96                   | 90                   | 16                   | 13                     | 4                 | 56 100           | 59 500         |
| 35 to 44 years -----  | 267             | 7                  | 9                    | 20                   | 33                   | 55                   | 33                   | 84                   | 17                   | 9                      | —                 | 53 400           | 53 700         |
| 45 to 64 years -----  | 392             | 6                  | 7                    | 35                   | 79                   | 105                  | 87                   | 50                   | 14                   | 2                      | 7                 | 46 000           | 49 300         |
| 65 years and over -----   | 155             | —                  | 4                    | 30                   | 37                   | 60                   | 5                    | 19                   | —                    | —                      | —                 | 42 000           | 41 200         |
| <b>Female householder, no husband present</b> -----   | <b>2 902</b>    | <b>22</b>          | <b>128</b>           | <b>290</b>           | <b>399</b>           | <b>735</b>           | <b>508</b>           | <b>629</b>           | <b>133</b>           | <b>53</b>              | <b>5</b>          | <b>48 500</b>    | <b>50 400</b>  |
| 15 to 24 years -----  | 33              | —                  | 15                   | —                    | 8                    | —                    | —                    | 10                   | —                    | —                      | —                 | 30 900           | 34 200         |
| 25 to 34 years -----  | 320             | —                  | —                    | 16                   | 56                   | 118                  | 61                   | 49                   | 15                   | 5                      | —                 | 48 000           | 51 400         |
| 35 to 44 years -----  | 712             | 12                 | 23                   | 34                   | 67                   | 198                  | 111                  | 205                  | 38                   | 24                     | —                 | 51 400           | 54 800         |
| 45 to 64 years -----  | 1 239           | 10                 | 31                   | 134                  | 177                  | 308                  | 253                  | 217                  | 80                   | 24                     | 5                 | 48 600           | 51 000         |
| 65 years and over -----   | 598             | —                  | 59                   | 106                  | 91                   | 111                  | 83                   | 148                  | —                    | —                      | —                 | 44 900           | 44 500         |
| <b>Median age</b> -----   | <b>47.5</b>     | <b>39.7</b>        | <b>64.5</b>          | <b>59.9</b>          | <b>51.9</b>          | <b>47.9</b>          | <b>46.2</b>          | <b>44.9</b>          | <b>45.1</b>          | <b>46.5</b>            | <b>46.1</b>       | ...              | ...            |
| <b>YEAR HOUSEHOLDER MOVED INTO UNIT</b>   |                 |                    |                      |                      |                      |                      |                      |                      |                      |                        |                   |                  |                |
| 1979 to March 1980 -----  | 1 127           | 8                  | 12                   | 9                    | 120                  | 227                  | 264                  | 330                  | 113                  | 44                     | —                 | 57 000           | 59 900         |
| 1975 to 1978 -----  | 2 691           | 12                 | 39                   | 127                  | 206                  | 348                  | 604                  | 851                  | 254                  | 192                    | 58                | 60 200           | 65 300         |
| 1970 to 1974 -----  | 2 381           | 9                  | 28                   | 114                  | 243                  | 506                  | 394                  | 699                  | 290                  | 98                     | —                 | 57 300           | 59 600         |
| 1960 to 1969 -----  | 2 842           | 12                 | 88                   | 244                  | 386                  | 646                  | 585                  | 646                  | 157                  | 78                     | —                 | 50 600           | 52 800         |
| 1959 or earlier -----   | 1 362           | 11                 | 120                  | 162                  | 307                  | 267                  | 214                  | 225                  | 42                   | —                      | 14                | 44 200           | 46 200         |
| <b>ROOMS</b>  |                 |                    |                      |                      |                      |                      |                      |                      |                      |                        |                   |                  |                |
| 1 to 3 rooms -----  | 224             | —                  | 22                   | 35                   | 26                   | 49                   | 62                   | 23                   | 7                    | —                      | —                 | 44 000           | 43 600         |
| 4 rooms -----   | 876             | 7                  | 33                   | 175                  | 225                  | 221                  | 121                  | 88                   | —                    | 6                      | —                 | 39 900           | 41 100         |
| 5 rooms -----   | 1 508           | 26                 | 108                  | 190                  | 315                  | 344                  | 245                  | 234                  | 38                   | —                      | 8                 | 43 800           | 45 000         |
| 6 rooms -----   | 1 950           | —                  | 59                   | 122                  | 223                  | 468                  | 498                  | 505                  | 55                   | 15                     | 5                 | 52 000           | 52 200         |
| 7 rooms -----   | 2 055           | 19                 | 43                   | 94                   | 236                  | 500                  | 393                  | 587                  | 139                  | 38                     | 6                 | 52 900           | 55 300         |
| 8 or more rooms -----   | 3 790           | —                  | 22                   | 40                   | 237                  | 412                  | 742                  | 1 314                | 617                  | 353                    | 53                | 66 200           | 71 000         |
| <b>Median</b> -----   | <b>6.8</b>      | <b>5.2</b>         | <b>5.3</b>           | <b>5.1</b>           | <b>5.8</b>           | <b>6.3</b>           | <b>6.8</b>           | <b>7.4</b>           | <b>8.5+</b>          | <b>8.5+</b>            | <b>8.5+</b>       | ...              | ...            |
| <b>BEDROOMS</b>   |                 |                    |                      |                      |                      |                      |                      |                      |                      |                        |                   |                  |                |
| None -----  | 8               | —                  | —                    | —                    | —                    | —                    | 8                    | —                    | —                    | —                      | —                 | 57 500           | 57 500         |
| 1 -----   | 282             | 7                  | 29                   | 62                   | 38                   | 76                   | 36                   | 21                   | 7                    | 6                      | —                 | 40 600           | 40 400         |
| 2 -----   | 2 163           | 6                  | 129                  | 322                  | 511                  | 456                  | 383                  | 295                  | 47                   | 6                      | 8                 | 42 700           | 44 700         |
| 3 -----   | 4 119           | 20                 | 91                   | 194                  | 465                  | 907                  | 963                  | 1 157                | 229                  | 82                     | 11                | 53 500           | 55 300         |
| 4 -----   | 2 922           | 15                 | 32                   | 78                   | 193                  | 455                  | 526                  | 979                  | 398                  | 222                    | 24                | 62 300           | 66 200         |
| 5 or more -----   | 909             | 4                  | 6                    | —                    | 55                   | 100                  | 145                  | 299                  | 175                  | 96                     | 29                | 69 900           | 75 300         |
| <b>YEAR STRUCTURE BUILT</b>   |                 |                    |                      |                      |                      |                      |                      |                      |                      |                        |                   |                  |                |
| 1975 to March 1980 -----  | 587             | —                  | —                    | —                    | 10                   | 18                   | 111                  | 208                  | 129                  | 100                    | 11                | 74 700           | 81 400         |
| 1970 to 1974 -----  | 1 305           | —                  | 7                    | 11                   | 48                   | 212                  | 260                  | 472                  | 206                  | 74                     | 15                | 63 400           | 67 200         |
| 1960 to 1969 -----  | 1 427           | 8                  | —                    | 74                   | 157                  | 235                  | 313                  | 428                  | 139                  | 68                     | 5                 | 56 700           | 60 800         |
| 1950 to 1959 -----  | 2 515           | 9                  | 50                   | 116                  | 295                  | 562                  | 544                  | 666                  | 202                  | 71                     | —                 | 54 000           | 56 300         |
| 1940 to 1949 -----  | 1 925           | 7                  | 38                   | 148                  | 300                  | 444                  | 457                  | 436                  | 86                   | 9                      | —                 | 50 500           | 50 800         |
| 1939 or earlier -----   | 2 644           | 28                 | 192                  | 307                  | 452                  | 523                  | 376                  | 541                  | 94                   | 90                     | 41                | 47 100           | 51 500         |
| <b>HOUSEHOLD INCOME IN 1979</b>   |                 |                    |                      |                      |                      |                      |                      |                      |                      |                        |                   |                  |                |
| Less than \$5,000 -----   | 1 015           | 27                 | 89                   | 115                  | 176                  | 210                  | 173                  | 187                  | 36                   | 2                      | —                 | 45 400           | 45 000         |
| \$5,000 to \$9,999 -----  | 1 305           | 18                 | 77                   | 153                  | 263                  | 297                  | 224                  | 207                  | 30                   | 28                     | 8                 | 44 700           | 47 800         |
| \$10,000 to \$12,499 -----  | 749             | —                  | 48                   | 110                  | 124                  | 233                  | 90                   | 116                  | 13                   | 15                     | —                 | 44 700           | 46 000         |
| \$12,500 to \$14,999 -----  | 733             | —                  | 18                   | 67                   | 119                  | 214                  | 151                  | 135                  | 29                   | —                      | —                 | 48 100           | 49 100         |
| \$15,000 to \$19,999 -----  | 1 462           | 7                  | 32                   | 70                   | 221                  | 371                  | 298                  | 383                  | 42                   | 38                     | —                 | 50 900           | 52 600         |
| \$20,000 to \$24,999 -----  | 1 543           | —                  | 7                    | 99                   | 162                  | 234                  | 371                  | 526                  | 122                  | 9                      | 13                | 57 200           | 57 900         |
| \$25,000 to \$34,999 -----  | 2 041           | —                  | 16                   | 28                   | 159                  | 286                  | 488                  | 678                  | 302                  | 66                     | 18                | 60 900           | 64 100         |
| \$35,000 to \$49,999 -----  | 1 222           | —                  | —                    | 9                    | 28                   | 111                  | 227                  | 459                  | 196                  | 168                    | 24                | 70 600           | 76 400         |
| \$50,000 or more -----  | 333             | —                  | —                    | 5                    | 10                   | 38                   | 39                   | 60                   | 86                   | 86                     | 9                 | 83 000           | 87 300         |
| <b>Median</b> -----   | <b>\$19 792</b> | <b>\$4 750</b>     | <b>\$8 918</b>       | <b>\$11 364</b>      | <b>\$13 929</b>      | <b>\$15 644</b>      | <b>\$21 001</b>      | <b>\$23 250</b>      | <b>\$30 197</b>      | <b>\$40 146</b>        | <b>\$31 826</b>   | ...              | ...            |
| <b>Mean</b> -----   | <b>\$21 359</b> | <b>\$5 506</b>     | <b>\$9 573</b>       | <b>\$12 959</b>      | <b>\$15 789</b>      | <b>\$17 836</b>      | <b>\$21 433</b>      | <b>\$24 148</b>      | <b>\$30 761</b>      | <b>\$38 556</b>        | <b>\$32 585</b>   | ...              | ...            |
| <b>MORTGAGE STATUS AND SELECTED MONTHLY OWNER COSTS AS PERCENTAGE OF HOUSEHOLD INCOME IN 1979</b> |                 |                    |                      |                      |                      |                      |                      |                      |                      |                        |                   |                  |                |
| <b>With a mortgage</b> -----  | <b>8 810</b>    | <b>23</b>          | <b>112</b>           | <b>427</b>           | <b>991</b>           | <b>1 677</b>         | <b>1 820</b>         | <b>2 493</b>         | <b>815</b>           | <b>403</b>             | <b>49</b>         | <b>56 000</b>    | <b>59 500</b>  |
| Less than 15 percent -----  | 2 155           | —                  | 14                   | 83                   | 280                  | 406                  | 463                  | 608                  | 201                  | 100                    | —                 | 55 900           | 59 600         |
| 15 to 19 percent -----  | 1 358           | —                  | 17                   | 77                   | 110                  | 238                  | 322                  | 390                  | 124                  | 80                     | —                 | 57 300           | 60 500         |
| 20 to 24 percent -----  | 1 304           | 6                  | 4                    | 62                   | 90                   | 231                  | 289                  | 350                  | 186                  | 77                     | 9                 | 58 900           | 63 000         |
| 25 to 29 percent -----  | 1 012           | —                  | 34                   | 43                   | 96                   | 147                  | 180                  | 350                  | 102                  | 40                     | 20                | 60 300           | 62 000         |
| 30 to 34 percent -----  | 692             | —                  | 9                    | 13                   | 79                   | 176                  | 127                  | 186                  | 68                   | 21                     | 13                | 53 600           | 60 000         |
| 35 percent or more -----  | 2 219           | 17                 | 34                   | 149                  | 322                  | 456                  | 430                  | 585                  | 134                  | 85                     | 7                 | 52 800           | 55 700         |
| Not computed -----  | 70              | —                  | —                    | —                    | 14                   | 23                   | 9                    | 24                   | —                    | —                      | —                 | 49 400           | 52 400         |
| <b>Median</b> -----   | <b>23.3</b>     | <b>50+</b>         | <b>28.1</b>          | <b>24.3</b>          | <b>25.4</b>          | <b>24.0</b>          | <b>22.1</b>          | <b>23.4</b>          | <b>22.2</b>          | <b>21.4</b>            | <b>28.9</b>       | ...              | ...            |
| <b>Not mortgaged</b> -----  | <b>1 593</b>    | <b>29</b>          | <b>175</b>           | <b>229</b>           | <b>271</b>           | <b>317</b>           | <b>241</b>           | <b>258</b>           | <b>41</b>            | <b>9</b>               | <b>23</b>         | <b>43 400</b>    | <b>46 200</b>  |
| Less than 10 percent -----  | 401             | 7                  | 24                   | 67                   | 28                   | 60                   | 101                  | 81                   | 18                   | —                      | 15                | 51 500           | 54 100         |
| 10 to 14 percent -----  | 254             | —                  | 37                   | 30                   | 40                   | 48                   | 30                   | 69                   | —                    | —                      | —                 | 44 800           | 44 200         |
| 15 to 19 percent -----  | 194             | —                  | 27                   | 13                   | 51                   | 57                   | 14                   | 25                   | 7                    | —                      | —                 | 42 500           | 43 100         |
| 20 to 24 percent -----  | 127             | 4                  | 8                    | 26                   | 45                   | 31                   | 13                   | —                    | —                    | —                      | —                 | 36 300           | 36 200         |
| 25 to 29 percent -----  | 97              | 12                 | —                    | 20                   | 24                   | 16                   | 5                    | 12                   | —                    | —                      | 8                 | 37 800           | 53 900         |
| 30 to 34 percent -----  | 138             | —                  | 12                   | 29                   | 10                   | 37                   | 33                   | 17                   | —                    | —                      | —                 | 43 600           | 43 700         |
| 35 percent or more -----  | 364             | 6                  | 67                   | 32                   | 73                   | 62                   | 45                   | 54                   | 16                   | 9                      | —                 | 40 600           | 43 600         |
| Not computed -----  | 18              | —                  | —                    | 12                   | —                    | 6                    | —                    | —                    | —                    | —                      | —                 | 24 400           | 30 000         |
| <b>Median</b> -----   | <b>18.4</b>     | <b>26.5</b>        | <b>19.9</b>          | <b>19.4</b>          | <b>21.8</b>          | <b>19.2</b>          | <b>13.2</b>          | <b>13.5</b>          | <b>16.8</b>          | <b>45.0</b>            | <b>10—</b>        | ...              | ...            |
| <b>SELECTED CHARACTERISTICS</b>   |                 |                    |                      |                      |                      |                      |                      |                      |                      |                        |                   |                  |                |
| <b>Complete plumbing for exclusive use</b> -----  | <b>10 382</b>   | <b>52</b>          | <b>287</b>           | <b>648</b>           | <b>1 262</b>         | <b>1 988</b>         | <b>2 061</b>         | <b>2 744</b>         | <b>856</b>           | <b>412</b>             | <b>72</b>         | <b>54 200</b>    | <b>57 500</b>  |
| 1.01 or more persons per room -----   | 259             | —                  | 9                    | 9                    | 43                   | 72                   | 86                   | 40                   | —                    | —                      | —                 | 49 400           | 47 300         |
| <b>Lacking complete plumbing for exclusive use</b> -----  | <b>21</b>       | <b>—</b>           | <b>—</b>             | <b>—</b>             | <b>—</b>             | <b>6</b>             | <b>—</b>             | <b>7</b>             | <b>—</b>             | <b>—</b>               | <b>—</b>          | <b>42 100</b>    | <b>42 700</b>  |
| 1.01 or more persons per room -----   | —               | —                  | —                    | —                    | —                    | —                    | —                    | —                    | —                    | —                      | —                 | —                | —              |
| <b>Heating equipment</b> -----  | <b>10 403</b>   | <b>52</b>          | <b>287</b>           | <b>656</b>           | <b>1 262</b>         | <b>1 994</b>         | <b>2 061</b>         | <b>2 751</b>         | <b>856</b>           | <b>412</b>             | <b>72</b>         | <b>54 200</b>    | <b>57 500</b>  |
| Central heating system -----  | 10 036          | 30                 | 244                  | 605                  | 1 205                | 1 903                | 2 019                | 2 711                | 849                  | 398                    | 72                | 54 700           | 58 100         |
| <b>Air conditioning</b> -----   | <               |                    |                      |                      |                      |                      |                      |                      |                      |                        |                   |                  |                |



Table C-26. Gross Rent of Renter-Occupied Housing Units With a Black Householder: 1980

[Data are estimates based on a sample, see Introduction. For meaning of symbols, see Introduction. For definitions of terms, see appendixes A and B.]

| Central Cities of SMSA's  | Total         | Less than \$100 | \$100 to \$149 | \$150 to \$199 | \$200 to \$249 | \$250 to \$299 | \$300 to \$349 | \$350 to \$399 | \$400 to \$499 | \$500 or more | No cash rent | Median (dollars) |
|---|---------------|-----------------|----------------|----------------|----------------|----------------|----------------|----------------|----------------|---------------|--------------|------------------|
| <b>Specified renter-occupied housing units</b> .....                      | <b>15 180</b> | <b>1 496</b>    | <b>1 176</b>   | <b>2 792</b>   | <b>3 558</b>   | <b>2 460</b>   | <b>1 462</b>   | <b>1 006</b>   | <b>782</b>     | <b>317</b>    | <b>131</b>   | <b>226</b>       |
| <b>HOUSEHOLD TYPE AND AGE OF HOUSEHOLDER</b>                              |               |                 |                |                |                |                |                |                |                |               |              |                  |
| <b>Married-couple families</b> .....                                      | <b>3 620</b>  | <b>128</b>      | <b>130</b>     | <b>551</b>     | <b>980</b>     | <b>628</b>     | <b>362</b>     | <b>345</b>     | <b>317</b>     | <b>121</b>    | <b>58</b>    | <b>249</b>       |
| 15 to 24 years.....   | 994           | 33              | 15             | 244            | 369            | 171            | 55             | 37             | 45             | 9             | 16           | 217              |
| 25 to 34 years.....   | 1 398         | 16              | 65             | 141            | 396            | 246            | 174            | 140            | 160            | 47            | 13           | 263              |
| 35 to 44 years.....   | 641           | 26              | 11             | 77             | 152            | 89             | 69             | 93             | 76             | 31            | 17           | 285              |
| 45 to 64 years.....   | 407           | 32              | 15             | 51             | 47             | 63             | 56             | 61             | 36             | 34            | 12           | 295              |
| 65 years and over.....  | 180           | 21              | 24             | 38             | 16             | 59             | 8              | 14             | —              | —             | —            | 215              |
| <b>Male householder, no wife present</b> .....                            | <b>4 508</b>  | <b>222</b>      | <b>415</b>     | <b>1 030</b>   | <b>1 249</b>   | <b>671</b>     | <b>458</b>     | <b>209</b>     | <b>135</b>     | <b>91</b>     | <b>28</b>    | <b>220</b>       |
| 15 to 24 years.....   | 1 032         | 29              | 81             | 227            | 318            | 223            | 69             | 53             | 18             | 6             | 8            | 221              |
| 25 to 34 years.....   | 1 792         | 46              | 125            | 402            | 506            | 253            | 206            | 100            | 76             | 58            | 20           | 230              |
| 35 to 44 years.....   | 693           | 8               | 90             | 161            | 186            | 123            | 67             | 34             | 20             | 4             | —            | 228              |
| 45 to 64 years.....   | 822           | 62              | 111            | 221            | 208            | 57             | 110            | 16             | 14             | 23            | —            | 203              |
| 65 years and over.....  | 169           | 77              | 8              | 19             | 31             | 15             | 6              | 6              | 7              | —             | —            | 119              |
| <b>Female householder, no husband present</b> .....                       | <b>7 052</b>  | <b>1 144</b>    | <b>631</b>     | <b>1 211</b>   | <b>1 329</b>   | <b>1 161</b>   | <b>642</b>     | <b>452</b>     | <b>330</b>     | <b>105</b>    | <b>45</b>    | <b>219</b>       |
| 15 to 24 years.....   | 1 427         | 149             | 70             | 340            | 342            | 260            | 146            | 80             | 22             | 18            | —            | 218              |
| 25 to 34 years.....   | 2 284         | 227             | 199            | 282            | 481            | 521            | 239            | 176            | 121            | 38            | —            | 245              |
| 35 to 44 years.....   | 1 134         | 158             | 106            | 157            | 190            | 152            | 121            | 122            | 94             | 34            | —            | 236              |
| 45 to 64 years.....   | 1 295         | 206             | 159            | 275            | 210            | 154            | 116            | 67             | 75             | 15            | 18           | 199              |
| 65 years and over.....  | 912           | 406             | 97             | 157            | 106            | 74             | 20             | 7              | 18             | —             | 27           | 130              |
| <b>Median age</b> .....   | <b>31.8</b>   | <b>50.2</b>     | <b>36.6</b>    | <b>30.4</b>    | <b>29.8</b>    | <b>29.2</b>    | <b>31.9</b>    | <b>32.2</b>    | <b>33.2</b>    | <b>32.9</b>   | <b>42.5</b>  | <b>...</b>       |
| <b>YEAR HOUSEHOLDER MOVED INTO UNIT</b>                                   |               |                 |                |                |                |                |                |                |                |               |              |                  |
| 1979 to March 1980.....   | 8 574         | 542             | 499            | 1 568          | 2 130          | 1 494          | 900            | 669            | 478            | 226           | 68           | 236              |
| 1975 to 1978.....   | 4 644         | 635             | 421            | 824            | 1 045          | 724            | 385            | 272            | 232            | 82            | 24           | 220              |
| 1970 to 1974.....   | 1 128         | 217             | 122            | 203            | 218            | 164            | 115            | 36             | 53             | —             | —            | 205              |
| 1960 to 1969.....   | 597           | 54              | 94             | 140            | 127            | 52             | 56             | 29             | 8              | 9             | 28           | 195              |
| 1959 or earlier.....  | 237           | 48              | 40             | 57             | 38             | 26             | 6              | —              | 11             | —             | 11           | 158              |
| <b>ROOMS</b>  |               |                 |                |                |                |                |                |                |                |               |              |                  |
| 1 room.....   | 783           | 180             | 158            | 237            | 119            | 31             | 43             | 9              | —              | 6             | —            | 160              |
| 2 rooms.....  | 1 580         | 295             | 178            | 416            | 428            | 128            | 84             | 29             | 17             | —             | 5            | 190              |
| 3 rooms.....  | 3 948         | 358             | 370            | 1 152          | 1 183          | 584            | 198            | 71             | 5              | 5             | 22           | 203              |
| 4 rooms.....  | 4 147         | 270             | 257            | 604            | 1 131          | 932            | 553            | 269            | 91             | 24            | 16           | 242              |
| 5 rooms.....  | 2 406         | 263             | 121            | 248            | 417            | 477            | 284            | 279            | 231            | 54            | 32           | 266              |
| 6 rooms.....  | 1 105         | 65              | 44             | 92             | 202            | 156            | 149            | 162            | 192            | 10            | 33           | 293              |
| 7 or more rooms.....  | 1 211         | 65              | 48             | 43             | 78             | 152            | 151            | 187            | 246            | 218           | 23           | 365              |
| <b>Median</b> .....   | <b>3.8</b>    | <b>3.3</b>      | <b>3.2</b>     | <b>3.1</b>     | <b>3.5</b>     | <b>4.0</b>     | <b>4.2</b>     | <b>4.9</b>     | <b>5.7</b>     | <b>7.1</b>    | <b>5.2</b>   | <b>...</b>       |
| <b>PLUMBING FACILITIES BY PERSONS PER ROOM AND POVERTY STATUS IN 1979</b> |               |                 |                |                |                |                |                |                |                |               |              |                  |
| <b>All income levels in 1979</b> .....                                    | <b>15 180</b> | <b>1 496</b>    | <b>1 176</b>   | <b>2 792</b>   | <b>3 558</b>   | <b>2 460</b>   | <b>1 462</b>   | <b>1 006</b>   | <b>782</b>     | <b>317</b>    | <b>131</b>   | <b>226</b>       |
| <b>Complete plumbing for exclusive use</b> .....                          | <b>14 888</b> | <b>1 415</b>    | <b>1 098</b>   | <b>2 756</b>   | <b>3 514</b>   | <b>2 439</b>   | <b>1 447</b>   | <b>998</b>     | <b>773</b>     | <b>317</b>    | <b>131</b>   | <b>227</b>       |
| 0.50 or less.....   | 7 879         | 686             | 614            | 1 520          | 1 917          | 1 237          | 842            | 450            | 392            | 139           | 82           | 225              |
| 0.51 to 1.00.....   | 6 093         | 618             | 431            | 1 090          | 1 395          | 1 041          | 517            | 455            | 355            | 150           | 41           | 229              |
| 1.01 to 1.50.....   | 590           | 89              | 44             | 70             | 124            | 127            | 34             | 65             | 20             | 17            | —            | 233              |
| 1.51 or more.....   | 326           | 22              | 9              | 76             | 78             | 34             | 54             | 28             | 6              | 11            | 8            | 220              |
| <b>Locking complete plumbing for exclusive use</b> .....                  | <b>292</b>    | <b>81</b>       | <b>78</b>      | <b>36</b>      | <b>44</b>      | <b>21</b>      | <b>15</b>      | <b>8</b>       | <b>9</b>       | <b>—</b>      | <b>—</b>     | <b>138</b>       |
| 0.50 or less.....   | 114           | 44              | 9              | 13             | 23             | 10             | 15             | —              | —              | —             | —            | 157              |
| 0.51 to 1.00.....   | 149           | 27              | 61             | 23             | 10             | 11             | —              | 8              | 9              | —             | —            | 135              |
| 1.01 to 1.50.....   | 8             | —               | 8              | —              | —              | —              | —              | —              | —              | —             | —            | 145              |
| 1.51 or more.....   | 21            | 10              | —              | —              | 11             | —              | —              | —              | —              | —             | —            | 226              |
| <b>Income in 1979 below poverty level</b> .....                           | <b>4 895</b>  | <b>1 056</b>    | <b>548</b>     | <b>943</b>     | <b>963</b>     | <b>537</b>     | <b>376</b>     | <b>259</b>     | <b>116</b>     | <b>64</b>     | <b>33</b>    | <b>192</b>       |
| <b>Complete plumbing for exclusive use</b> .....                          | <b>4 750</b>  | <b>996</b>      | <b>513</b>     | <b>925</b>     | <b>955</b>     | <b>537</b>     | <b>369</b>     | <b>251</b>     | <b>107</b>     | <b>64</b>     | <b>33</b>    | <b>195</b>       |
| 1.01 or more persons per room.....  | 466           | 83              | 27             | 73             | 107            | 68             | 51             | 32             | 6              | 11            | 8            | 213              |
| <b>Locking complete plumbing for exclusive use</b> .....                  | <b>145</b>    | <b>60</b>       | <b>35</b>      | <b>18</b>      | <b>8</b>       | <b>—</b>       | <b>7</b>       | <b>8</b>       | <b>9</b>       | <b>—</b>      | <b>—</b>     | <b>128</b>       |
| 1.01 or more persons per room.....  | 10            | 10              | —              | —              | —              | —              | —              | —              | —              | —             | —            | 85               |
| <b>BEDROOMS</b>   |               |                 |                |                |                |                |                |                |                |               |              |                  |
| None.....   | 1 037         | 245             | 211            | 326            | 153            | 44             | 43             | 9              | —              | 6             | —            | 161              |
| 1.....  | 5 844         | 580             | 548            | 1 661          | 1 835          | 724            | 329            | 113            | 22             | —             | 32           | 203              |
| 2.....  | 5 308         | 355             | 252            | 578            | 1 193          | 1 314          | 771            | 472            | 266            | 63            | 44           | 260              |
| 3.....  | 2 091         | 233             | 101            | 190            | 293            | 276            | 256            | 269            | 358            | 80            | 35           | 292              |
| 4.....  | 692           | 62              | 51             | 37             | 79             | 96             | 45             | 97             | 99             | 106           | 20           | 312              |
| 5 or more.....  | 208           | 21              | 13             | —              | 5              | 6              | 18             | 46             | 37             | 62            | —            | 395              |
| <b>UNITS IN STRUCTURE</b>   |               |                 |                |                |                |                |                |                |                |               |              |                  |
| 1, detached or attached.....  | 4 165         | 288             | 252            | 371            | 629            | 632            | 560            | 530            | 545            | 275           | 83           | 290              |
| 2.....  | 980           | 41              | 72             | 169            | 245            | 152            | 122            | 113            | 59             | —             | 7            | 241              |
| 3 and 4.....  | 1 392         | 170             | 175            | 266            | 266            | 246            | 135            | 67             | 61             | 6             | —            | 220              |
| 5 to 9.....   | 1 369         | 288             | 122            | 385            | 278            | 135            | 62             | 38             | 45             | —             | 16           | 183              |
| 10 to 49.....   | 5 202         | 296             | 442            | 1 328          | 1 759          | 910            | 245            | 150            | 29             | 23            | 20           | 212              |
| 50 or more.....   | 2 011         | 402             | 106            | 256            | 381            | 370            | 338            | 102            | 43             | 13            | —            | 233              |
| Mobile home or trailer, etc.....  | 61            | 11              | 7              | 17             | —              | 15             | —              | 6              | —              | —             | 5            | 184              |
| <b>YEAR STRUCTURE BUILT</b>   |               |                 |                |                |                |                |                |                |                |               |              |                  |
| 1975 to March 1980.....   | 1 281         | 257             | 96             | 135            | 258            | 178            | 140            | 87             | 55             | 59            | 16           | 222              |
| 1970 to 1974.....   | 2 965         | 292             | 56             | 456            | 762            | 667            | 289            | 168            | 154            | 107           | 14           | 243              |
| 1960 to 1969.....   | 3 404         | 186             | 105            | 607            | 1 154          | 616            | 265            | 216            | 190            | 51            | 14           | 230              |
| 1950 to 1959.....   | 2 996         | 250             | 255            | 593            | 610            | 477            | 354            | 239            | 179            | 27            | 12           | 232              |
| 1940 to 1949.....   | 1 796         | 228             | 219            | 300            | 280            | 249            | 204            | 165            | 114            | 18            | 19           | 221              |
| 1939 or earlier.....  | 2 738         | 283             | 445            | 701            | 494            | 273            | 210            | 131            | 90             | 55            | 56           | 189              |
| <b>STORIES IN STRUCTURE</b>   |               |                 |                |                |                |                |                |                |                |               |              |                  |
| 1 to 3.....   | 13 120        | 1 097           | 994            | 2 514          | 3 188          | 2 101          | 1 114          | 934            | 743            | 304           | 131          | 226              |
| 4 or more.....  | 2 060         | 399             | 182            | 278            | 370            | 359            | 348            | 72             | 39             | 13            | —            | 226              |
| With elevator.....  | 1 725         | 377             | 114            | 166            | 297            | 339            | 324            | 63             | 32             | 13            | —            | 237              |
| <b>GROSS RENT AS PERCENTAGE OF HOUSEHOLD INCOME IN 1979</b>               |               |                 |                |                |                |                |                |                |                |               |              |                  |
| Less than 15 percent.....   | 1 962         | 428             | 181            | 380            | 476            | 241            | 153            | 68             | 35             | —             | —            | 198              |
| 15 to 19 percent.....   | 1 947         | 224             | 130            | 346            | 576            | 339            | 133            | 114            | 35             | 50            | —            | 221              |
| 20 to 24 percent.....   | 2 018         | 261             | 119            | 323            | 458            | 417            | 143            | 119            | 108            | 70            | —            | 230              |
| 25 to 29 percent.....   | 1 632         | 222             | 97             | 317            | 379            | 262            | 197            | 77             | 62             | 19            | —            | 221              |
| 30 to 34 percent.....   | 1 429         | 103             | 127            | 214            | 358            | 272            | 155            | 106            | 80             | 14            | —            | 223              |
| 35 to 49 percent.....   | 1 977         | 86              | 220            | 370            | 418            | 308            | 164            | 148            | 229            | 34            | —            | 235              |
| 50 percent or more.....   | 3 769         | 139             | 296            | 726            | 794            | 610            | 489            | 359            | 233            | 123           | —            | 246              |
| Not computed.....   | 446           | 33              | 6              | 116            | 99             | 11             | 28             | 15             | —              | 7             | —            | 201              |
| <b>Median</b> .....   | <b>29.4</b>   | <b>21.5</b>     | <b>32.3</b>    | <b>29.6</b>    | <b>27.9</b>    | <b>29.3</b>    | <b>32.9</b>    | <b>36.5</b>    | <b>38.7</b>    | <b>35.7</b>   | <b>...</b>   | <b>...</b>       |
| <b>SELECTED CHARACTERISTICS</b>   |               |                 |                |                |                |                |                |                |                |               |              |                  |
| <b>Heating equipment</b> .....  | <b>15 152</b> | <b>1 496</b>    | <b>1 176</b>   | <b>2 786</b>   | <b>3 536</b>   | <b>2 460</b>   | <b>1 462</b>   | <b>1 006</b>   | <b>782</b>     | <b>317</b>    | <b>131</b>   | <b>226</b>       |
| Central heating system.....   | 14 505        | 1 426           | 1 061          | 2 650          | 3 411          | 2 367          | 1 414          | 981            | 757            | 312           | 126          | 227              |
| <b>Air conditioning</b> .....   | <b>4 982</b>  | <b>244</b>      | <b>62</b>      | <b>780</b>     | <b>1 562</b>   | <b>1 126</b>   | <b>599</b>     | <b>302</b>     | <b>164</b>     | <b>108</b>    | <b>35</b>    | <b>243</b>       |

Table C-27. Income and Poverty Status in 1979 of Owner-Occupied Housing Units With a Black Householder: 1980

[Data are estimates based on a sample, see Introduction. For meaning of symbols, see Introduction. For definitions of terms, see appendixes A and B.]

| Central Cities of SMSA's  | Household income in 1979 |                   |                    |                      |                      |                      |                      |                      |                      |                  |                  | Income in 1979 below poverty level |                |
|---|--------------------------|-------------------|--------------------|----------------------|----------------------|----------------------|----------------------|----------------------|----------------------|------------------|------------------|------------------------------------|----------------|
|   | Total                    | Less than \$5,000 | \$5,000 to \$9,999 | \$10,000 to \$12,499 | \$12,500 to \$14,999 | \$15,000 to \$19,999 | \$20,000 to \$24,999 | \$25,000 to \$34,999 | \$35,000 to \$49,999 | \$50,000 or more | Median (dollars) |                                    | Mean (dollars) |
| <b>Owner-occupied housing units</b>   | <b>11 639</b>            | <b>1 142</b>      | <b>1 488</b>       | <b>873</b>           | <b>827</b>           | <b>1 675</b>         | <b>1 735</b>         | <b>2 218</b>         | <b>1 308</b>         | <b>373</b>       | <b>19 461</b>    | <b>21 153</b>                      | <b>1 269</b>   |
| <b>HOUSEHOLD TYPE AND AGE OF HOUSEHOLDER</b>  |                          |                   |                    |                      |                      |                      |                      |                      |                      |                  |                  |                                    |                |
| <b>Married-couple families</b>  | <b>7 043</b>             | <b>298</b>        | <b>544</b>         | <b>349</b>           | <b>407</b>           | <b>1 003</b>         | <b>1 120</b>         | <b>1 856</b>         | <b>1 158</b>         | <b>308</b>       | <b>24 030</b>    | <b>25 381</b>                      | <b>421</b>     |
| 15 to 24 years  | 110                      | 14                | 14                 | 8                    | 4                    | 28                   | 27                   | 15                   | -                    | -                | 17 344           | 15 631                             | 28             |
| 25 to 34 years  | 1 276                    | 43                | 46                 | 98                   | 101                  | 220                  | 276                  | 385                  | 102                  | 5                | 22 583           | 22 313                             | 76             |
| 35 to 44 years  | 1 750                    | 36                | 64                 | 50                   | 64                   | 213                  | 263                  | 579                  | 420                  | 61               | 27 943           | 28 375                             | 99             |
| 45 to 64 years  | 3 105                    | 113               | 182                | 68                   | 167                  | 416                  | 490                  | 819                  | 614                  | 236              | 26 471           | 28 286                             | 142            |
| 65 years and over   | 802                      | 92                | 238                | 125                  | 71                   | 126                  | 64                   | 58                   | 22                   | 6                | 11 420           | 13 817                             | 76             |
| <b>Male householder, no wife present</b>  | <b>1 376</b>             | <b>104</b>        | <b>263</b>         | <b>145</b>           | <b>118</b>           | <b>222</b>           | <b>277</b>           | <b>131</b>           | <b>84</b>            | <b>32</b>        | <b>16 706</b>    | <b>18 211</b>                      | <b>129</b>     |
| 15 to 24 years  | 46                       | 9                 | 4                  | 5                    | 13                   | 6                    | 9                    | -                    | -                    | -                | 13 462           | 12 943                             | 9              |
| 25 to 34 years  | 375                      | 13                | 54                 | 34                   | 30                   | 72                   | 94                   | 23                   | 45                   | 10               | 19 158           | 20 505                             | 31             |
| 35 to 44 years  | 303                      | 2                 | 61                 | 36                   | 25                   | 52                   | 39                   | 56                   | 25                   | 7                | 17 813           | 21 270                             | 25             |
| 45 to 64 years  | 452                      | 21                | 72                 | 60                   | 34                   | 59                   | 125                  | 52                   | 14                   | 15               | 19 038           | 18 850                             | 25             |
| 65 years and over   | 200                      | 59                | 72                 | 10                   | 16                   | 33                   | 10                   | -                    | -                    | -                | 7 961            | 9 040                              | 39             |
| <b>Female householder, no husband present</b>   | <b>3 220</b>             | <b>740</b>        | <b>681</b>         | <b>379</b>           | <b>302</b>           | <b>450</b>           | <b>338</b>           | <b>231</b>           | <b>66</b>            | <b>33</b>        | <b>11 247</b>    | <b>13 162</b>                      | <b>719</b>     |
| 15 to 24 years  | 44                       | 15                | 16                 | 3                    | 5                    | 5                    | -                    | -                    | -                    | -                | 6 094            | 7 399                              | 23             |
| 25 to 34 years  | 360                      | 60                | 76                 | 57                   | 24                   | 77                   | 39                   | 22                   | 5                    | -                | 11 930           | 13 187                             | 74             |
| 35 to 44 years  | 800                      | 69                | 184                | 122                  | 96                   | 147                  | 66                   | 80                   | 20                   | 16               | 13 151           | 15 889                             | 153            |
| 45 to 64 years  | 1 335                    | 274               | 243                | 143                  | 151                  | 151                  | 203                  | 122                  | 38                   | 10               | 12 624           | 14 162                             | 269            |
| 65 years and over   | 681                      | 322               | 162                | 54                   | 26                   | 70                   | 30                   | 7                    | 3                    | 7                | 5 399            | 8 358                              | 200            |
| <b>Median age</b>   | <b>47.3</b>              | <b>58.7</b>       | <b>53.9</b>        | <b>46.4</b>          | <b>47.0</b>          | <b>45.5</b>          | <b>46.0</b>          | <b>44.3</b>          | <b>45.7</b>          | <b>50.0</b>      | <b>...</b>       | <b>...</b>                         | <b>50.3</b>    |
| <b>YEAR HOUSEHOLDER MOVED INTO UNIT</b>   |                          |                   |                    |                      |                      |                      |                      |                      |                      |                  |                  |                                    |                |
| 1979 to March 1980  | 1 372                    | 97                | 138                | 144                  | 91                   | 238                  | 246                  | 245                  | 129                  | 44               | 19 450           | 21 099                             | 150            |
| 1975 to 1978  | 3 012                    | 172               | 268                | 154                  | 230                  | 418                  | 527                  | 718                  | 440                  | 85               | 22 164           | 23 324                             | 255            |
| 1970 to 1974  | 2 603                    | 180               | 319                | 238                  | 169                  | 335                  | 372                  | 591                  | 315                  | 84               | 20 655           | 22 286                             | 235            |
| 1960 to 1969  | 3 104                    | 338               | 443                | 209                  | 231                  | 482                  | 443                  | 516                  | 330                  | 112              | 18 627           | 20 448                             | 368            |
| 1959 or earlier   | 1 548                    | 355               | 320                | 128                  | 106                  | 202                  | 147                  | 148                  | 94                   | 48               | 11 934           | 16 483                             | 261            |
| <b>SELECTED CHARACTERISTICS</b>   |                          |                   |                    |                      |                      |                      |                      |                      |                      |                  |                  |                                    |                |
| <b>Complete plumbing for exclusive use</b>  | <b>11 611</b>            | <b>1 136</b>      | <b>1 486</b>       | <b>865</b>           | <b>827</b>           | <b>1 675</b>         | <b>1 735</b>         | <b>2 218</b>         | <b>1 296</b>         | <b>373</b>       | <b>19 467</b>    | <b>21 155</b>                      | <b>1 261</b>   |
| 1.01 or more persons per room   | 317                      | -                 | 26                 | 51                   | 35                   | 59                   | 48                   | 65                   | 33                   | -                | 18 843           | 20 497                             | 34             |
| <b>Lacking complete plumbing for exclusive use</b>  | <b>28</b>                | <b>6</b>          | <b>2</b>           | <b>8</b>             | <b>-</b>             | <b>-</b>             | <b>-</b>             | <b>-</b>             | <b>12</b>            | <b>-</b>         | <b>11 875</b>    | <b>20 307</b>                      | <b>8</b>       |
| 1.01 or more persons per room   | -                        | -                 | -                  | -                    | -                    | -                    | -                    | -                    | -                    | -                | -                | -                                  | -              |
| <b>Heating equipment</b>  | <b>11 639</b>            | <b>1 142</b>      | <b>1 488</b>       | <b>873</b>           | <b>827</b>           | <b>1 675</b>         | <b>1 735</b>         | <b>2 218</b>         | <b>1 308</b>         | <b>373</b>       | <b>19 461</b>    | <b>21 153</b>                      | <b>1 269</b>   |
| Central heating system  | 11 224                   | 1 036             | 1 401              | 835                  | 797                  | 1 627                | 1 701                | 2 191                | 1 280                | 356              | 19 749           | 21 369                             | 1 143          |
| <b>Air conditioning</b>   | <b>2 506</b>             | <b>153</b>        | <b>182</b>         | <b>150</b>           | <b>102</b>           | <b>288</b>           | <b>377</b>           | <b>716</b>           | <b>363</b>           | <b>175</b>       | <b>25 014</b>    | <b>26 495</b>                      | <b>164</b>     |
| Central system  | 1 524                    | 101               | 73                 | 93                   | 73                   | 176                  | 198                  | 483                  | 231                  | 96               | 25 916           | 26 570                             | 117            |
| <b>Vehicles available</b>   | <b>10 842</b>            | <b>788</b>        | <b>1 292</b>       | <b>768</b>           | <b>783</b>           | <b>1 649</b>         | <b>1 673</b>         | <b>2 208</b>         | <b>1 308</b>         | <b>373</b>       | <b>20 359</b>    | <b>22 143</b>                      | <b>929</b>     |
| 1   | 3 908                    | 584               | 791                | 462                  | 384                  | 688                  | 480                  | 374                  | 113                  | 32               | 13 262           | 15 069                             | 548            |
| 2 or more   | 6 934                    | 204               | 501                | 306                  | 399                  | 961                  | 1 193                | 1 834                | 1 195                | 341              | 24 538           | 26 130                             | 381            |
| <b>House heating fuel</b>   | <b>11 639</b>            | <b>1 142</b>      | <b>1 488</b>       | <b>873</b>           | <b>827</b>           | <b>1 675</b>         | <b>1 735</b>         | <b>2 218</b>         | <b>1 308</b>         | <b>373</b>       | <b>19 461</b>    | <b>21 153</b>                      | <b>1 269</b>   |
| Utility gas   | 10 469                   | 1 033             | 1 277              | 733                  | 761                  | 1 532                | 1 549                | 1 994                | 1 241                | 349              | 19 687           | 21 450                             | 1 101          |
| Bottled, tank, or LP gas  | 66                       | 8                 | 23                 | 9                    | -                    | 12                   | 3                    | 6                    | -                    | 5                | 10 556           | 16 781                             | 19             |
| Electricity   | 1 067                    | 94                | 182                | 122                  | 66                   | 131                  | 176                  | 218                  | 59                   | 19               | 17 172           | 18 646                             | 142            |
| Fuel oil, kerosene, etc.  | 6                        | -                 | 6                  | -                    | -                    | -                    | -                    | -                    | -                    | -                | 6 250            | 6 115                              | -              |
| Other   | 31                       | 7                 | -                  | 9                    | -                    | -                    | 7                    | -                    | 8                    | -                | 12 361           | 19 216                             | 7              |
| <b>Median rooms</b>   | <b>6.7</b>               | <b>6.0</b>        | <b>5.7</b>         | <b>6.0</b>           | <b>6.4</b>           | <b>6.5</b>           | <b>6.7</b>           | <b>7.4</b>           | <b>8.0</b>           | <b>8.5</b>       | <b>...</b>       | <b>...</b>                         | <b>6.3</b>     |
| <b>Specified owner-occupied housing units</b>   | <b>10 403</b>            | <b>1 015</b>      | <b>1 305</b>       | <b>749</b>           | <b>733</b>           | <b>1 462</b>         | <b>1 543</b>         | <b>2 041</b>         | <b>1 222</b>         | <b>333</b>       | <b>19 792</b>    | <b>21 359</b>                      | <b>1 128</b>   |
| <b>MORTGAGE STATUS AND SELECTED MONTHLY OWNER COSTS</b>   |                          |                   |                    |                      |                      |                      |                      |                      |                      |                  |                  |                                    |                |
| <b>With a mortgage</b>  | <b>8 810</b>             | <b>604</b>        | <b>917</b>         | <b>590</b>           | <b>643</b>           | <b>1 256</b>         | <b>1 427</b>         | <b>1 927</b>         | <b>1 157</b>         | <b>289</b>       | <b>21 207</b>    | <b>22 660</b>                      | <b>732</b>     |
| Less than \$200   | 686                      | 109               | 115                | 93                   | 71                   | 78                   | 105                  | 60                   | 48                   | 7                | 13 415           | 15 837                             | 102            |
| \$200 to \$249  | 1 048                    | 77                | 165                | 94                   | 107                  | 175                  | 131                  | 201                  | 84                   | 14               | 17 591           | 19 607                             | 83             |
| \$250 to \$299  | 1 233                    | 124               | 139                | 107                  | 109                  | 193                  | 216                  | 217                  | 117                  | 11               | 18 570           | 19 543                             | 117            |
| \$300 to \$349  | 990                      | 79                | 126                | 62                   | 77                   | 189                  | 143                  | 150                  | 145                  | 19               | 19 059           | 20 981                             | 89             |
| \$350 to \$399  | 895                      | 38                | 168                | 30                   | 114                  | 99                   | 146                  | 148                  | 134                  | 18               | 19 932           | 21 344                             | 94             |
| \$400 to \$499  | 1 638                    | 92                | 107                | 132                  | 79                   | 255                  | 267                  | 414                  | 214                  | 78               | 22 782           | 23 954                             | 128            |
| \$500 to \$599  | 1 050                    | 34                | 62                 | 38                   | 40                   | 161                  | 237                  | 325                  | 111                  | 42               | 23 070           | 25 394                             | 59             |
| \$600 to \$749  | 869                      | 30                | 22                 | 23                   | 23                   | 92                   | 150                  | 286                  | 189                  | 54               | 27 924           | 29 001                             | 39             |
| \$750 or more   | 401                      | 21                | 13                 | 11                   | 23                   | 14                   | 32                   | 126                  | 115                  | 46               | 30 597           | 32 790                             | 21             |
| <b>Median</b>   | <b>\$375</b>             | <b>\$297</b>      | <b>\$316</b>       | <b>\$301</b>         | <b>\$322</b>         | <b>\$348</b>         | <b>\$391</b>         | <b>\$444</b>         | <b>\$425</b>         | <b>\$496</b>     | <b>...</b>       | <b>...</b>                         | <b>\$336</b>   |
| <b>Not mortgaged</b>  | <b>1 593</b>             | <b>411</b>        | <b>388</b>         | <b>159</b>           | <b>90</b>            | <b>206</b>           | <b>116</b>           | <b>114</b>           | <b>65</b>            | <b>44</b>        | <b>9 965</b>     | <b>14 162</b>                      | <b>396</b>     |
| Less than \$50  | 7                        | 7                 | -                  | -                    | -                    | -                    | -                    | -                    | -                    | -                | 2500-            | -                                  | 7              |
| \$50 to \$74  | 36                       | 12                | 4                  | 13                   | 7                    | -                    | -                    | -                    | -                    | -                | 10 385           | 9 386                              | 12             |
| \$75 to \$99  | 163                      | 71                | 34                 | 11                   | 6                    | 18                   | 23                   | -                    | -                    | -                | 6 193            | 9 127                              | 54             |
| \$100 to \$124  | 292                      | 133               | 77                 | 16                   | 13                   | 19                   | 14                   | 20                   | -                    | -                | 5 903            | 8 777                              | 101            |
| \$125 to \$149  | 417                      | 98                | 93                 | 56                   | 17                   | 55                   | 20                   | 55                   | 17                   | 6                | 10 781           | 13 710                             | 103            |
| \$150 to \$199  | 406                      | 55                | 102                | 34                   | 22                   | 63                   | 49                   | 28                   | 31                   | 22               | 13 864           | 19 438                             | 68             |
| \$200 to \$249  | 187                      | 31                | 30                 | 29                   | 8                    | 44                   | 10                   | 11                   | 17                   | 7                | 13 594           | 18 012                             | 23             |
| \$250 or more   | 85                       | 4                 | 48                 | -                    | 17                   | 7                    | -                    | -                    | -                    | 9                | 8 603            | 14 054                             | 28             |
| <b>Median</b>   | <b>\$143</b>             | <b>\$122</b>      | <b>\$146</b>       | <b>\$143</b>         | <b>\$155</b>         | <b>\$159</b>         | <b>\$151</b>         | <b>\$142</b>         | <b>\$175</b>         | <b>\$186</b>     | <b>...</b>       | <b>...</b>                         | <b>\$131</b>   |
| <b>MORTGAGE STATUS AND SELECTED MONTHLY OWNER COSTS AS PERCENTAGE OF HOUSEHOLD INCOME IN 1979</b> |                          |                   |                    |                      |                      |                      |                      |                      |                      |                  |                  |                                    |                |
| <b>With a mortgage</b>  | <b>8 810</b>             | <b>604</b>        | <b>917</b>         | <b>590</b>           | <b>643</b>           | <b>1 256</b>         | <b>1 427</b>         | <b>1 927</b>         | <b>1 157</b>         | <b>289</b>       | <b>21 207</b>    | <b>22 660</b>                      | <b>732</b>     |
| Less than 15 percent  | 2 155                    | -                 | 7                  | 31                   | 58                   | 126                  | 351                  | 653                  | 702                  | 227              | 32 483           | 34 504                             | -              |
| 15 to 19 percent  | 1 358                    | -                 | 11                 | 49                   | 45                   | 243                  | 284                  | 434                  | 254                  | 38               | 26 078           | 27 658                             | -              |
| 20 to 24 percent  | 1 304                    | -                 | 23                 | 59                   | 117                  | 278                  | 266                  | 429                  | 115                  | 17               | 22 913           | 23 880                             | 5              |
| 25 to 29 percent  | 1 012                    | 8                 | 48                 | 106                  | 122                  | 189                  | 226                  | 227                  | 79                   | 7                | 20 635           | 21 621                             | 10             |
| 30 to 34 percent  | 692                      | 12                | 67                 | 62                   | 108                  | 134                  | 193                  | 116                  | -                    | -                | 18 750           | 18 374                             | 21             |
| 35 percent or more  | 2 219                    | 514               | 761                | 283                  | 193                  | 286                  | 107                  | 68                   | 7                    | -                | 8 754            | 9 909                              | 626            |
| Not computed  | 70                       | 70                | -                  | -                    | -                    | -                    | -                    | -                    | -                    | -                | 2500-            | -77                                | 70             |
| <b>Median</b>   | <b>23.3</b>              | <b>50+</b>        | <b>50+</b>         | <b>34.0</b>          | <b>29.2</b>          | <b>24.7</b>          | <b>21.5</b>          | <b>18.6</b>          | <b>13.5</b>          | <b>10.7</b>      | <b>...</b>       | <b>...</b>                         | <b>50+</b>     |
| <b>Not mortgaged</b>  | <b>1 593</b>             | <b>411</b>        | <b>388</b>         | <b>159</b>           | <b>90</b>            | <b>206</b>           | <b>116</b>           | <b>114</b>           | <b>65</b>            | <b>44</b>        | <b>9 965</b>     | <b>14 162</b>                      | <b>396</b>     |
| Less than 10 percent  | 401                      | -                 | -                  | 19                   | 19                   | 56                   | 84                   | 114                  | 65                   | 44               | 26 758           | 31 876                             | -              |
| 10 to 14 percent  | 254                      | -                 | 25                 | 42                   | 40                   | 115</                |                      |                      |                      |                  |                  |                                    |                |

**Table C-28. Income and Poverty Status in 1979 of Renter-Occupied Housing Units With a Black Householder: 1980**

[Data are estimates based on a sample, see Introduction. For meaning of symbols, see Introduction. For definitions of terms, see appendixes A and B]

| Central Cities of SMSA's                                    | Household income in 1979 |                   |                    |                      |                      |                      |                      |                      |                      |                  |                  | Income in 1979 below poverty level |                |
|---|--------------------------|-------------------|--------------------|----------------------|----------------------|----------------------|----------------------|----------------------|----------------------|------------------|------------------|------------------------------------|----------------|
|   | Total                    | Less than \$5,000 | \$5,000 to \$9,999 | \$10,000 to \$12,499 | \$12,500 to \$14,999 | \$15,000 to \$19,999 | \$20,000 to \$24,999 | \$25,000 to \$34,999 | \$35,000 to \$49,999 | \$50,000 or more | Median (dollars) |                                    | Mean (dollars) |
| <b>Renter-occupied housing units</b>                        | <b>15 468</b>            | <b>4 486</b>      | <b>4 105</b>       | <b>1 881</b>         | <b>1 201</b>         | <b>1 928</b>         | <b>838</b>           | <b>695</b>           | <b>225</b>           | <b>109</b>       | <b>8 896</b>     | <b>10 958</b>                      | <b>5 015</b>   |
| <b>HOUSEHOLD TYPE AND AGE OF HOUSEHOLDER</b>                |                          |                   |                    |                      |                      |                      |                      |                      |                      |                  |                  |                                    |                |
| <b>Married-couple families</b>                              | <b>3 699</b>             | <b>402</b>        | <b>797</b>         | <b>510</b>           | <b>414</b>           | <b>737</b>           | <b>395</b>           | <b>298</b>           | <b>66</b>            | <b>80</b>        | <b>13 348</b>    | <b>16 173</b>                      | <b>594</b>     |
| 15 to 24 years  | 994                      | 122               | 329                | 184                  | 112                  | 183                  | 44                   | 13                   | —                    | 7                | 10 625           | 11 214                             | 182            |
| 25 to 34 years  | 1 451                    | 93                | 233                | 193                  | 155                  | 352                  | 213                  | 187                  | —                    | 25               | 15 583           | 16 327                             | 170            |
| 35 to 44 years  | 662                      | 73                | 120                | 68                   | 78                   | 139                  | 65                   | 49                   | 43                   | 27               | 14 744           | 23 701                             | 130            |
| 45 to 64 years  | 412                      | 66                | 40                 | 51                   | 45                   | 48                   | 69                   | 49                   | 23                   | 21               | 15 625           | 18 939                             | 73             |
| 65 years and over   | 180                      | 48                | 75                 | 14                   | 24                   | 15                   | 4                    | —                    | —                    | —                | 6 721            | 8 294                              | 39             |
| <b>Male householder, no wife present</b>                    | <b>4 525</b>             | <b>1 037</b>      | <b>1 282</b>       | <b>618</b>           | <b>315</b>           | <b>626</b>           | <b>268</b>           | <b>226</b>           | <b>132</b>           | <b>21</b>        | <b>9 782</b>     | <b>11 638</b>                      | <b>983</b>     |
| 15 to 24 years  | 1 032                    | 238               | 336                | 157                  | 70                   | 147                  | 35                   | 43                   | 6                    | —                | 8 670            | 10 110                             | 263            |
| 25 to 34 years  | 1 803                    | 331               | 525                | 246                  | 171                  | 278                  | 119                  | 86                   | 42                   | 5                | 10 462           | 11 955                             | 337            |
| 35 to 44 years  | 693                      | 102               | 204                | 82                   | 25                   | 104                  | 70                   | 39                   | 51                   | 16               | 11 235           | 14 821                             | 101            |
| 45 to 64 years  | 828                      | 248               | 190                | 122                  | 40                   | 93                   | 44                   | 58                   | 33                   | —                | 9 348            | 11 486                             | 199            |
| 65 years and over   | 169                      | 118               | 27                 | 11                   | 9                    | 4                    | —                    | —                    | —                    | —                | 4 026            | 5 265                              | 83             |
| <b>Female householder, no husband present</b>               | <b>7 244</b>             | <b>3 047</b>      | <b>2 026</b>       | <b>753</b>           | <b>472</b>           | <b>565</b>           | <b>175</b>           | <b>171</b>           | <b>27</b>            | <b>8</b>         | <b>6 283</b>     | <b>7 871</b>                       | <b>3 438</b>   |
| 15 to 24 years  | 1 452                    | 723               | 414                | 173                  | 20                   | 63                   | 35                   | 12                   | 4                    | 8                | 5 035            | 6 768                              | 805            |
| 25 to 34 years  | 2 358                    | 755               | 673                | 275                  | 290                  | 236                  | 56                   | 66                   | 7                    | —                | 8 036            | 8 960                              | 969            |
| 35 to 44 years  | 1 179                    | 363               | 415                | 158                  | 65                   | 109                  | 15                   | 49                   | 5                    | —                | 7 756            | 8 917                              | 538            |
| 45 to 64 years  | 1 343                    | 521               | 414                | 108                  | 47                   | 140                  | 66                   | 36                   | 11                   | —                | 6 436            | 8 307                              | 581            |
| 65 years and over   | 912                      | 685               | 110                | 39                   | 50                   | 17                   | 3                    | 8                    | —                    | —                | 3 926            | 4 814                              | 545            |
| <b>Median age</b>   | <b>31.8</b>              | <b>34.8</b>       | <b>30.8</b>        | <b>29.9</b>          | <b>29.8</b>          | <b>31.4</b>          | <b>32.7</b>          | <b>31.7</b>          | <b>41.1</b>          | <b>36.3</b>      | <b>...</b>       | <b>...</b>                         | <b>33.0</b>    |
| <b>YEAR HOUSEHOLDER MOVED INTO UNIT</b>                     |                          |                   |                    |                      |                      |                      |                      |                      |                      |                  |                  |                                    |                |
| 1979 to March 1980  | 8 689                    | 2 361             | 2 429              | 1 133                | 745                  | 1 076                | 395                  | 360                  | 112                  | 78               | 9 055            | 11 111                             | 2 693          |
| 1975 to 1978  | 4 778                    | 1 363             | 1 182              | 486                  | 362                  | 651                  | 371                  | 269                  | 80                   | 14               | 9 337            | 11 223                             | 1 490          |
| 1970 to 1974  | 1 148                    | 449               | 247                | 173                  | 67                   | 133                  | 30                   | 31                   | 12                   | 6                | 6 736            | 9 417                              | 476            |
| 1960 to 1969  | 610                      | 181               | 198                | 55                   | 27                   | 62                   | 27                   | 35                   | 14                   | 11               | 7 480            | 11 123                             | 215            |
| 1959 or earlier   | 243                      | 132               | 49                 | 34                   | —                    | 6                    | 15                   | —                    | 7                    | —                | 4 602            | 7 125                              | 141            |
| <b>PLUMBING FACILITIES BY PERSONS PER ROOM</b>              |                          |                   |                    |                      |                      |                      |                      |                      |                      |                  |                  |                                    |                |
| <b>Complete plumbing for exclusive use</b>                  | <b>15 176</b>            | <b>4 322</b>      | <b>4 051</b>       | <b>1 856</b>         | <b>1 195</b>         | <b>1 890</b>         | <b>833</b>           | <b>695</b>           | <b>225</b>           | <b>109</b>       | <b>8 973</b>     | <b>11 040</b>                      | <b>4 870</b>   |
| 0.50 or less  | 7 974                    | 2 505             | 2 103              | 1 041                | 605                  | 885                  | 385                  | 294                  | 93                   | 63               | 8 524            | 10 103                             | 2 177          |
| 0.51 to 1.00  | 6 213                    | 1 522             | 1 691              | 736                  | 513                  | 840                  | 417                  | 348                  | 113                  | 33               | 9 657            | 11 707                             | 2 191          |
| 1.01 to 1.50  | 656                      | 179               | 152                | 43                   | 60                   | 125                  | 26                   | 48                   | 10                   | 13               | 9 847            | 17 365                             | 306            |
| 1.51 or more  | 333                      | 116               | 105                | 36                   | 17                   | 40                   | 5                    | 5                    | 9                    | —                | 6 778            | 8 575                              | 196            |
| <b>Lacking complete plumbing for exclusive use</b>          | <b>292</b>               | <b>164</b>        | <b>54</b>          | <b>25</b>            | <b>6</b>             | <b>38</b>            | <b>5</b>             | <b>—</b>             | <b>—</b>             | <b>—</b>         | <b>4 550</b>     | <b>6 686</b>                       | <b>145</b>     |
| 0.50 or less  | 114                      | 76                | 21                 | —                    | —                    | 12                   | 5                    | —                    | —                    | —                | 4 010            | 5 907                              | 69             |
| 0.51 to 1.00  | 149                      | 78                | 33                 | 6                    | 6                    | 26                   | —                    | —                    | —                    | —                | 4 792            | 6 811                              | 66             |
| 1.01 to 1.50  | 8                        | —                 | —                  | 8                    | —                    | —                    | —                    | —                    | —                    | —                | 11 250           | 11 985                             | —              |
| 1.51 or more  | 21                       | 10                | —                  | 11                   | —                    | —                    | —                    | —                    | —                    | —                | 10 114           | 8 010                              | 10             |
| <b>SELECTED CHARACTERISTICS</b>                             |                          |                   |                    |                      |                      |                      |                      |                      |                      |                  |                  |                                    |                |
| <b>Heating equipment</b>                                    | <b>15 440</b>            | <b>4 464</b>      | <b>4 105</b>       | <b>1 881</b>         | <b>1 195</b>         | <b>1 928</b>         | <b>838</b>           | <b>695</b>           | <b>225</b>           | <b>109</b>       | <b>8 906</b>     | <b>10 972</b>                      | <b>4 993</b>   |
| Central heating system                                      | 14 784                   | 4 199             | 3 949              | 1 841                | 1 141                | 1 844                | 804                  | 672                  | 225                  | 109              | 8 978            | 11 064                             | 4 718          |
| <b>Air conditioning</b>                                     | <b>5 030</b>             | <b>1 029</b>      | <b>1 200</b>       | <b>732</b>           | <b>462</b>           | <b>808</b>           | <b>340</b>           | <b>297</b>           | <b>116</b>           | <b>46</b>        | <b>10 977</b>    | <b>13 241</b>                      | <b>1 079</b>   |
| Central system  | 2 367                    | 501               | 514                | 361                  | 207                  | 386                  | 166                  | 128                  | 83                   | 21               | 11 167           | 13 046                             | 529            |
| <b>Vehicles available</b>                                   | <b>10 415</b>            | <b>1 737</b>      | <b>2 680</b>       | <b>1 505</b>         | <b>1 071</b>         | <b>1 675</b>         | <b>784</b>           | <b>648</b>           | <b>206</b>           | <b>109</b>       | <b>11 313</b>    | <b>13 332</b>                      | <b>2 281</b>   |
| 1   | 7 846                    | 1 514             | 2 333              | 1 201                | 749                  | 1 174                | 454                  | 288                  | 79                   | 54               | 10 158           | 11 898                             | 1 946          |
| 2 or more   | 2 569                    | 223               | 347                | 304                  | 322                  | 501                  | 330                  | 360                  | 127                  | 55               | 15 779           | 17 711                             | 335            |
| <b>House heating fuel</b>                                   | <b>15 440</b>            | <b>4 464</b>      | <b>4 105</b>       | <b>1 881</b>         | <b>1 195</b>         | <b>1 928</b>         | <b>838</b>           | <b>695</b>           | <b>225</b>           | <b>109</b>       | <b>8 906</b>     | <b>10 972</b>                      | <b>4 993</b>   |
| Utility gas   | 11 267                   | 3 205             | 3 017              | 1 382                | 864                  | 1 334                | 662                  | 528                  | 184                  | 91               | 8 968            | 11 235                             | 3 622          |
| Bottled, tank, or LP gas                                    | 194                      | 64                | 41                 | 18                   | 11                   | 27                   | 11                   | 22                   | —                    | —                | 8 750            | 11 541                             | 73             |
| Electricity   | 3 761                    | 1 120             | 1 010              | 450                  | 299                  | 551                  | 148                  | 133                  | 32                   | 18               | 8 719            | 10 159                             | 1 218          |
| Fuel oil, kerosene, etc.                                    | 72                       | 18                | 4                  | 11                   | 9                    | 16                   | 9                    | 5                    | —                    | —                | 13 333           | 12 679                             | 28             |
| Other   | 146                      | 57                | 33                 | 20                   | 12                   | —                    | 8                    | 7                    | 9                    | —                | 6 600            | 10 079                             | 52             |
| <b>Median rooms</b>   | <b>3.8</b>               | <b>3.4</b>        | <b>3.7</b>         | <b>3.8</b>           | <b>4.2</b>           | <b>4.1</b>           | <b>4.3</b>           | <b>4.5</b>           | <b>4.3</b>           | <b>4.1</b>       | <b>...</b>       | <b>...</b>                         | <b>3.8</b>     |
| <b>Specified renter-occupied housing units</b>              | <b>15 180</b>            | <b>4 376</b>      | <b>4 075</b>       | <b>1 840</b>         | <b>1 201</b>         | <b>1 866</b>         | <b>819</b>           | <b>673</b>           | <b>221</b>           | <b>109</b>       | <b>8 881</b>     | <b>10 956</b>                      | <b>4 895</b>   |
| <b>CONTRACT RENT</b>  |                          |                   |                    |                      |                      |                      |                      |                      |                      |                  |                  |                                    |                |
| Less than \$100   | 2 139                    | 1 378             | 531                | 103                  | 6                    | 63                   | 38                   | 15                   | 5                    | —                | 4 171            | 5 345                              | 1 393          |
| \$100 to \$149  | 1 771                    | 679               | 602                | 197                  | 84                   | 128                  | 20                   | 45                   | 16                   | —                | 6 411            | 7 928                              | 700            |
| \$150 to \$199  | 4 128                    | 1 242             | 1 322              | 515                  | 339                  | 429                  | 155                  | 101                  | 7                    | 18               | 7 997            | 9 958                              | 1 304          |
| \$200 to \$249  | 3 413                    | 604               | 936                | 516                  | 330                  | 567                  | 249                  | 130                  | 68                   | 13               | 10 807           | 12 108                             | 768            |
| \$250 to \$299  | 2 017                    | 306               | 379                | 274                  | 274                  | 394                  | 184                  | 135                  | 37                   | 33               | 12 943           | 14 351                             | 481            |
| \$300 to \$349  | 749                      | 80                | 150                | 87                   | 99                   | 104                  | 77                   | 90                   | 22                   | 40               | 13 952           | 16 919                             | 102            |
| \$350 to \$399  | 504                      | 36                | 77                 | 94                   | 28                   | 109                  | 56                   | 68                   | 36                   | —                | 15 988           | 17 080                             | 72             |
| \$400 to \$499  | 272                      | 16                | 49                 | 38                   | 17                   | 36                   | 28                   | 58                   | 25                   | 5                | 16 111           | 19 073                             | 42             |
| \$500 or more   | 56                       | —                 | 12                 | 4                    | —                    | —                    | 4                    | 31                   | 5                    | —                | 30 595           | 26 793                             | —              |
| No cash rent  | 131                      | 35                | 17                 | 11                   | 24                   | 36                   | 8                    | —                    | —                    | —                | 12 760           | 11 458                             | 33             |
| <b>Median</b>   | <b>\$194</b>             | <b>\$154</b>      | <b>\$185</b>       | <b>\$208</b>         | <b>\$218</b>         | <b>\$221</b>         | <b>\$239</b>         | <b>\$267</b>         | <b>\$281</b>         | <b>\$286</b>     | <b>...</b>       | <b>...</b>                         | <b>\$161</b>   |
| <b>GROSS RENT</b>   |                          |                   |                    |                      |                      |                      |                      |                      |                      |                  |                  |                                    |                |
| Less than \$100   | 1 496                    | 1 048             | 310                | 82                   | 6                    | 37                   | 13                   | —                    | —                    | —                | 3 904            | 4 625                              | 1 056          |
| \$100 to \$149  | 1 176                    | 594               | 384                | 89                   | 12                   | 56                   | 13                   | 28                   | —                    | —                | 4 965            | 6 537                              | 548            |
| \$150 to \$199  | 2 792                    | 966               | 980                | 313                  | 170                  | 232                  | 64                   | 45                   | 15                   | 7                | 7 129            | 9 387                              | 943            |
| \$200 to \$249  | 3 558                    | 782               | 1 037              | 552                  | 275                  | 538                  | 203                  | 90                   | 68                   | 13               | 9 805            | 11 057                             | 963            |
| \$250 to \$299  | 2 460                    | 420               | 566                | 360                  | 334                  | 405                  | 227                  | 127                  | 21                   | —                | 11 694           | 12 245                             | 537            |
| \$300 to \$349  | 1 462                    | 245               | 362                | 177                  | 164                  | 237                  | 85                   | 123                  | 7                    | 62               | 11 751           | 14 449                             | 376            |
| \$350 to \$399  | 1 006                    | 174               | 237                | 91                   | 113                  | 142                  | 110                  | 84                   | 49                   | 6                | 12 522           | 14 341                             | 259            |
| \$400 to \$499  | 782                      | 90                | 122                | 138                  | 82                   | 158                  | 64                   | 88                   | 19                   | 21               | 13 750           | 15 871                             | 116            |
| \$500 or more   | 317                      | 22                | 60                 | 27                   | 21                   | 25                   | 32                   | 88                   | 42                   | —                | 20 273           | 20 736                             | 64             |
| No cash rent  | 131                      | 35                | 17                 | 11                   | 24                   | 36                   | 8                    | —                    | —                    | —                | 12 760           | 11 458                             | 33             |
| <b>Median</b>   | <b>\$226</b>             | <b>\$176</b>      | <b>\$213</b>       | <b>\$237</b>         | <b>\$265</b>         | <b>\$257</b>         | <b>\$283</b>         | <b>\$319</b>         | <b>\$346</b>         | <b>\$328</b>     | <b>...</b>       | <b>...</b>                         | <b>\$192</b>   |
| <b>GROSS RENT AS PERCENTAGE OF HOUSEHOLD INCOME IN 1979</b> |                          |                   |                    |                      |                      |                      |                      |                      |                      |                  |                  |                                    |                |
| Less than 15 percent  | 1 962                    | 85                | 236                | 123                  | 71                   | 407                  | 377                  | 387                  | 174                  | 102              | 20 797           | 22 898                             | 91             |
| 15 to 19 percent  | 1 947                    | 151               | 163                | 240                  | 265                  | 667                  | 266                  | 155                  | 40                   | —                | 15 949           | 16 191                             | 230            |
| 20 to 24 percent  | 2 018                    | 229               | 353                | 450                  | 338                  | 998                  | 122                  | 121                  | 7                    | —                | 12 372           | 13 050                             | 273            |
| 25 to 29 percent  | 1 632                    | 237               | 549                | 368                  | 235                  | 210                  | 23                   | 10                   | —                    | —                | 10 204           | 10 214                             | 272            |
| 30 to 34 percent  | 1 429                    | 172               | 687                | 318                  | 166                  | 72                   | 14                   | —                    | —                    | —                | 9 154            | 9 136                              | 261            |
| 35 to 49 percent  | 1 977                    | 425               | 1 111              | 275                  | 81                   | 76                   | 9                    | —                    | —                    | —                | 6 935            | 7 523                              | 479            |
| 50 percent or more  | 3 769                    | 2 734             | 959                | 55                   | 21                   | —                    | —                    | —                    | —                    | —                | 3 577            | 3 657                              | 2 948          |
| Not computed  |                          |                   |                    |                      |                      |                      |                      |                      |                      |                  |                  |                                    |                |

Table C—29. Selected Monthly Owner Costs for Mortgaged Housing Units With a Black Householder: 1980

[Data are estimates based on a sample, see Introduction. For meaning of symbols, see Introduction. For definitions of terms, see appendixes A and B]

| Central Cities of SMSA's  | Total        | Less than \$200 | \$200 to \$249 | \$250 to \$299 | \$300 to \$349 | \$350 to \$399 | \$400 to \$499 | \$500 to \$599 | \$600 to \$749 | \$750 or more | Median (dollars) |
|---|--------------|-----------------|----------------|----------------|----------------|----------------|----------------|----------------|----------------|---------------|------------------|
| <b>Specified owner-occupied housing units</b>                                 | <b>8 810</b> | <b>686</b>      | <b>1 048</b>   | <b>1 233</b>   | <b>990</b>     | <b>895</b>     | <b>1 638</b>   | <b>1 050</b>   | <b>869</b>     | <b>401</b>    | <b>375</b>       |
| <b>PERSONS IN UNIT</b>  |              |                 |                |                |                |                |                |                |                |               |                  |
| 1 person  | 1 047        | 181             | 225            | 160            | 100            | 131            | 97             | 65             | 47             | 41            | 287              |
| 2 persons   | 2 088        | 247             | 307            | 312            | 224            | 178            | 329            | 208            | 171            | 112           | 340              |
| 3 persons   | 1 944        | 134             | 212            | 286            | 216            | 173            | 387            | 289            | 162            | 85            | 386              |
| 4 persons   | 1 896        | 80              | 138            | 280            | 247            | 188            | 404            | 284            | 216            | 59            | 404              |
| 5 persons   | 1 040        | 39              | 86             | 114            | 107            | 107            | 222            | 106            | 200            | 59            | 436              |
| 6 persons   | 497          | 5               | 53             | 30             | 74             | 82             | 120            | 75             | 20             | 38            | 404              |
| 7 persons   | 208          | —               | 22             | 31             | 12             | 14             | 51             | 23             | 48             | 7             | 452              |
| 8 or more persons   | 90           | —               | 5              | 20             | 10             | 22             | 28             | —              | 5              | —             | 373              |
| Median  | 3.15         | 2.16            | 2.47           | 3.01           | 3.29           | 3.30           | 3.51           | 3.37           | 3.75           | 3.06          | ...              |
| <b>HOUSEHOLD TYPE AND AGE OF HOUSEHOLDER</b>                                  |              |                 |                |                |                |                |                |                |                |               |                  |
| <b>Married-couple families</b>  | <b>5 609</b> | <b>316</b>      | <b>566</b>     | <b>733</b>     | <b>592</b>     | <b>521</b>     | <b>1 162</b>   | <b>734</b>     | <b>678</b>     | <b>307</b>    | <b>407</b>       |
| 15 to 24 years  | 75           | 6               | 9              | 11             | 6              | 5              | 20             | 18             | —              | —             | 402              |
| 25 to 34 years  | 1 117        | 17              | 39             | 78             | 82             | 88             | 283            | 259            | 215            | 56            | 489              |
| 35 to 44 years  | 1 470        | 26              | 118            | 149            | 119            | 172            | 330            | 213            | 240            | 103           | 444              |
| 45 to 64 years  | 2 531        | 179             | 323            | 399            | 319            | 231            | 478            | 237            | 223            | 142           | 360              |
| 65 years and over   | 416          | 88              | 77             | 96             | 66             | 25             | 51             | 7              | —              | 6             | 272              |
| <b>Male householder, no wife present</b>                                      | <b>996</b>   | <b>137</b>      | <b>105</b>     | <b>152</b>     | <b>104</b>     | <b>88</b>      | <b>160</b>     | <b>106</b>     | <b>105</b>     | <b>39</b>     | <b>350</b>       |
| 15 to 24 years  | 33           | —               | —              | 13             | 9              | —              | 11             | —              | —              | —             | 319              |
| 25 to 34 years  | 292          | 7               | 7              | 10             | 43             | 31             | 54             | 40             | 77             | 11            | 438              |
| 35 to 44 years  | 233          | 39              | 21             | 33             | 18             | 20             | 31             | 41             | 10             | 20            | 364              |
| 45 to 64 years  | 357          | 64              | 47             | 79             | 27             | 31             | 58             | 25             | 18             | 8             | 293              |
| 65 years and over   | 81           | 15              | 30             | 17             | 6              | 6              | 6              | —              | —              | —             | 242              |
| <b>Female householder, no husband present</b>                                 | <b>2 205</b> | <b>233</b>      | <b>377</b>     | <b>348</b>     | <b>294</b>     | <b>286</b>     | <b>316</b>     | <b>210</b>     | <b>86</b>      | <b>55</b>     | <b>325</b>       |
| 15 to 24 years  | 18           | —               | —              | 8              | —              | —              | 5              | —              | —              | 5             | 410              |
| 25 to 34 years  | 293          | 10              | 17             | 16             | 48             | 65             | 60             | 37             | 20             | 20            | 393              |
| 35 to 44 years  | 631          | 38              | 112            | 100            | 99             | 63             | 86             | 92             | 29             | 12            | 333              |
| 45 to 64 years  | 1 021        | 131             | 188            | 189            | 107            | 152            | 149            | 57             | 30             | 18            | 301              |
| 65 years and over   | 242          | 54              | 60             | 35             | 40             | 6              | 16             | 24             | 7              | —             | 260              |
| Median age  | 45.9         | 56.3            | 51.8           | 50.2           | 47.2           | 45.1           | 43.7           | 40.1           | 39.5           | 42.5          | ...              |
| <b>YEAR HOUSEHOLDER MOVED INTO UNIT</b>                                       |              |                 |                |                |                |                |                |                |                |               |                  |
| 1979 to March 1980  | 1 069        | 34              | 21             | 42             | 55             | 79             | 186            | 258            | 272            | 122           | 546              |
| 1975 to 1978  | 2 555        | 54              | 57             | 225            | 265            | 337            | 569            | 505            | 395            | 148           | 458              |
| 1970 to 1974  | 2 188        | 115             | 202            | 405            | 318            | 286            | 493            | 158            | 139            | 72            | 359              |
| 1960 to 1969  | 2 404        | 269             | 634            | 490            | 284            | 157            | 338            | 123            | 50             | 59            | 281              |
| 1959 or earlier   | 594          | 214             | 134            | 71             | 68             | 36             | 52             | 6              | 13             | —             | 231              |
| <b>ROOMS</b>  |              |                 |                |                |                |                |                |                |                |               |                  |
| 1 to 3 rooms  | 193          | 20              | 59             | 42             | 25             | 6              | 21             | 14             | 6              | —             | 271              |
| 4 rooms   | 707          | 197             | 153            | 122            | 66             | 42             | 45             | 56             | 13             | 13            | 251              |
| 5 rooms   | 1 122        | 165             | 165            | 189            | 108            | 114            | 180            | 86             | 93             | 22            | 319              |
| 6 rooms   | 1 657        | 73              | 205            | 363            | 210            | 202            | 272            | 175            | 125            | 32            | 345              |
| 7 rooms   | 1 717        | 105             | 174            | 211            | 175            | 166            | 350            | 254            | 188            | 94            | 407              |
| 8 or more rooms   | 3 414        | 126             | 292            | 306            | 406            | 365            | 770            | 465            | 444            | 240           | 427              |
| Median  | 6.9          | 5.3             | 6.2            | 6.2            | 7.0            | 7.0            | 7.4            | 7.3            | 7.5            | 8.0           | ...              |
| <b>YEAR STRUCTURE BUILT</b>   |              |                 |                |                |                |                |                |                |                |               |                  |
| 1975 to March 1980  | 587          | —               | —              | 12             | 11             | 16             | 61             | 139            | 230            | 118           | 636              |
| 1970 to 1974  | 1 288        | 24              | 11             | 107            | 104            | 139            | 369            | 269            | 172            | 93            | 476              |
| 1960 to 1969  | 1 341        | 38              | 116            | 145            | 145            | 145            | 302            | 198            | 199            | 53            | 423              |
| 1950 to 1959  | 2 254        | 153             | 413            | 407            | 264            | 203            | 400            | 203            | 147            | 64            | 329              |
| 1940 to 1949  | 1 560        | 155             | 268            | 310            | 203            | 204            | 229            | 127            | 23             | 41            | 312              |
| 1939 or earlier   | 1 780        | 316             | 240            | 252            | 263            | 188            | 277            | 114            | 98             | 32            | 316              |
| <b>VALUE</b>  |              |                 |                |                |                |                |                |                |                |               |                  |
| Less than \$10,000  | 23           | 15              | —              | 8              | —              | —              | —              | —              | —              | —             | 171              |
| \$10,000 to \$19,999  | 112          | 47              | 23             | 42             | —              | —              | —              | —              | —              | —             | 220              |
| \$20,000 to \$29,999  | 427          | 131             | 106            | 77             | 45             | 31             | 31             | 6              | —              | —             | 239              |
| \$30,000 to \$39,999  | 991          | 158             | 171            | 195            | 146            | 96             | 194            | 10             | 12             | 9             | 293              |
| \$40,000 to \$49,999  | 1 677        | 147             | 294            | 313            | 266            | 200            | 209            | 161            | 56             | 31            | 316              |
| \$50,000 to \$59,999  | 1 820        | 83              | 226            | 263            | 249            | 245            | 362            | 233            | 152            | 7             | 368              |
| \$60,000 to \$79,999  | 2 493        | 84              | 221            | 277            | 209            | 226            | 579            | 408            | 357            | 132           | 441              |
| \$80,000 to \$99,999  | 815          | 21              | 7              | 49             | 53             | 68             | 190            | 163            | 171            | 93            | 512              |
| \$100,000 to \$149,999  | 403          | —               | —              | 9              | 22             | 29             | 73             | 69             | 87             | 114           | 599              |
| \$150,000 or more   | 49           | —               | —              | —              | —              | —              | —              | —              | 34             | 15            | 708              |
| Median  | \$56 000     | \$39 500        | \$47 700       | \$49 400       | \$51 300       | \$54 200       | \$60 500       | \$64 200       | \$73 100       | \$85 100      | ...              |
| <b>SELECTED MONTHLY OWNER COSTS AS PERCENTAGE OF HOUSEHOLD INCOME IN 1979</b> |              |                 |                |                |                |                |                |                |                |               |                  |
| Less than 15 percent  | 2 155        | 382             | 490            | 460            | 293            | 191            | 231            | 70             | 33             | 5             | 272              |
| 15 to 19 percent  | 1 358        | 85              | 147            | 210            | 158            | 162            | 338            | 117            | 118            | 23            | 374              |
| 20 to 24 percent  | 1 304        | 36              | 121            | 119            | 184            | 123            | 297            | 251            | 120            | 53            | 420              |
| 25 to 29 percent  | 1 012        | 42              | 62             | 132            | 61             | 74             | 209            | 159            | 181            | 92            | 467              |
| 30 to 34 percent  | 692          | 32              | 17             | 69             | 50             | 81             | 112            | 140            | 152            | 39            | 489              |
| 35 percent or more  | 2 219        | 109             | 211            | 228            | 222            | 264            | 435            | 296            | 265            | 189           | 421              |
| Not computed  | 70           | —               | —              | 15             | —              | —              | 16             | —              | —              | —             | 345              |
| Median  | 23.3         | 13.9            | 16.2           | 18.5           | 20.9           | 23.8           | 24.1           | 27.5           | 29.5           | 33.5          | ...              |
| <b>SELECTED CHARACTERISTICS</b>   |              |                 |                |                |                |                |                |                |                |               |                  |
| <b>Heating equipment</b>  | <b>8 810</b> | <b>686</b>      | <b>1 048</b>   | <b>1 233</b>   | <b>990</b>     | <b>895</b>     | <b>1 638</b>   | <b>1 050</b>   | <b>869</b>     | <b>401</b>    | <b>375</b>       |
| Steam or hot water system   | 554          | 41              | 66             | 68             | 45             | 31             | 110            | 74             | 82             | 37            | 425              |
| Central warm-air furnace or electric heat pump                                | 7 780        | 551             | 912            | 1 092          | 897            | 813            | 1 473          | 940            | 751            | 351           | 377              |
| Other built-in electric units   | 82           | 11              | 5              | 12             | 3              | 9              | 29             | 13             | —              | —             | 404              |
| Floor, wall, or pipeless furnace  | 162          | 14              | 38             | 39             | 39             | 5              | 7              | 7              | —              | 7             | 287              |
| Other means   | 232          | 69              | 27             | 22             | 6              | 37             | 26             | 16             | 23             | 6             | 295              |
| <b>Air conditioning</b>   | <b>1 933</b> | <b>132</b>      | <b>157</b>     | <b>135</b>     | <b>166</b>     | <b>195</b>     | <b>374</b>     | <b>273</b>     | <b>369</b>     | <b>132</b>    | <b>448</b>       |
| Central system  | 1 229        | 45              | 71             | 74             | 67             | 105            | 278            | 210            | 273            | 106           | 491              |
| 1 or more individual room units   | 704          | 87              | 86             | 61             | 99             | 90             | 96             | 63             | 96             | 26            | 361              |
| <b>House heating fuel</b>   | <b>8 810</b> | <b>686</b>      | <b>1 048</b>   | <b>1 233</b>   | <b>990</b>     | <b>895</b>     | <b>1 638</b>   | <b>1 050</b>   | <b>869</b>     | <b>401</b>    | <b>375</b>       |
| Utility gas   | 7 968        | 634             | 954            | 1 144          | 911            | 839            | 1 429          | 964            | 726            | 367           | 370              |
| Bottled, tank, or LP gas  | 35           | —               | 6              | —              | 6              | —              | 14             | 6              | —              | 3             | 470              |
| Electricity   | 785          | 43              | 88             | 89             | 67             | 56             | 195            | 80             | 136            | 31            | 438              |
| Fuel oil, kerosene, etc.  | 6            | —               | —              | —              | 6              | —              | —              | —              | —              | —             | 325              |
| Other   | 16           | 9               | —              | —              | —              | —              | —              | —              | 7              | —             | 144              |

Table C-30. Selected Monthly Owner Costs for Not Mortgaged Housing Units With a Black Householder: 1980

[Data are estimates based on a sample, see Introduction. For meaning of symbols, see Introduction. For definitions of terms, see appendixes A and B.]

Central Cities of SMSA's

|   | Total        | Less than \$50 | \$50 to \$74 | \$75 to \$99 | \$100 to \$124 | \$125 to \$149 | \$150 to \$199 | \$200 to \$249 | \$250 or more | Median (dollars) |
|---|--------------|----------------|--------------|--------------|----------------|----------------|----------------|----------------|---------------|------------------|
| <b>Specified owner-occupied housing units</b> .....                           | <b>1 593</b> | <b>7</b>       | <b>36</b>    | <b>163</b>   | <b>292</b>     | <b>417</b>     | <b>406</b>     | <b>187</b>     | <b>85</b>     | <b>143</b>       |
| <b>PERSONS IN UNIT</b>  |              |                |              |              |                |                |                |                |               |                  |
| 1 person .....  | 449          | 7              | 12           | 71           | 126            | 126            | 78             | 29             | -             | 127              |
| 2 persons .....   | 616          | -              | 12           | 77           | 115            | 175            | 153            | 62             | 22            | 140              |
| 3 persons .....   | 254          | -              | -            | 15           | 39             | 61             | 82             | 45             | 12            | 157              |
| 4 persons .....   | 165          | -              | 4            | -            | 12             | 21             | 42             | 43             | 43            | 204              |
| 5 persons .....   | 52           | -              | 8            | -            | -              | 19             | 9              | 8              | 8             | 149              |
| 6 persons .....   | 38           | -              | -            | -            | -              | 15             | 23             | -              | -             | 159              |
| 7 persons .....   | 19           | -              | -            | -            | -              | -              | 19             | -              | -             | 175              |
| 8 or more persons .....   | -            | -              | -            | -            | -              | -              | -              | -              | -             | -                |
| Median .....  | 2.06         | 1.00           | 2.00         | 1.64         | 1.67           | 1.97           | 2.32           | 2.56           | 3.70          | ...              |
| <b>HOUSEHOLD TYPE AND AGE OF HOUSEHOLDER</b>                                  |              |                |              |              |                |                |                |                |               |                  |
| <b>Married-couple families</b> .....  | <b>741</b>   | <b>-</b>       | <b>20</b>    | <b>46</b>    | <b>91</b>      | <b>227</b>     | <b>224</b>     | <b>101</b>     | <b>32</b>     | <b>149</b>       |
| 15 to 24 years .....  | 5            | -              | -            | -            | -              | 5              | -              | -              | -             | 138              |
| 25 to 34 years .....  | 26           | -              | -            | -            | -              | -              | 5              | 13             | 8             | 231              |
| 35 to 44 years .....  | 108          | -              | -            | -            | 19             | 37             | 45             | 7              | -             | 149              |
| 45 to 64 years .....  | 279          | -              | 8            | 24           | 30             | 89             | 66             | 53             | 9             | 147              |
| 65 years and over .....   | 323          | -              | 12           | 22           | 42             | 96             | 108            | 28             | 15            | 147              |
| <b>Male householder, no wife present</b> .....                                | <b>155</b>   | <b>-</b>       | <b>12</b>    | <b>14</b>    | <b>46</b>      | <b>27</b>      | <b>20</b>      | <b>20</b>      | <b>16</b>     | <b>130</b>       |
| 15 to 24 years .....  | -            | -              | -            | -            | -              | -              | -              | -              | -             | -                |
| 25 to 34 years .....  | 12           | -              | 5            | -            | 7              | -              | -              | -              | -             | 104              |
| 35 to 44 years .....  | 34           | -              | -            | 7            | -              | -              | -              | 11             | 16            | 245              |
| 45 to 64 years .....  | 35           | -              | -            | 7            | 13             | 9              | 6              | -              | -             | 120              |
| 65 years and over .....   | 74           | -              | 7            | -            | 26             | 18             | 14             | 9              | -             | 131              |
| <b>Female householder, no husband present</b> .....                           | <b>697</b>   | <b>7</b>       | <b>4</b>     | <b>103</b>   | <b>155</b>     | <b>163</b>     | <b>162</b>     | <b>66</b>      | <b>37</b>     | <b>137</b>       |
| 15 to 24 years .....  | 15           | -              | -            | 15           | -              | -              | -              | -              | -             | 88               |
| 25 to 34 years .....  | 27           | -              | -            | -            | 5              | 16             | -              | 6              | -             | 138              |
| 35 to 44 years .....  | 81           | -              | -            | -            | 12             | 5              | 24             | 20             | 20            | 199              |
| 45 to 64 years .....  | 218          | 7              | -            | 33           | 24             | 43             | 91             | 11             | 9             | 151              |
| 65 years and over .....   | 356          | -              | 4            | 55           | 114            | 99             | 47             | 29             | 8             | 126              |
| Median age .....  | 63.3         | 62.5           | 68.6         | 64.3         | 68.4           | 65.4           | 59.3           | 53.8           | 44.8          | ...              |
| <b>YEAR HOUSEHOLDER MOVED INTO UNIT</b>                                       |              |                |              |              |                |                |                |                |               |                  |
| 1979 to March 1980 .....  | 58           | -              | -            | 25           | 5              | 5              | 6              | 17             | -             | 120              |
| 1975 to 1978 .....  | 136          | -              | 7            | 32           | 25             | 48             | 15             | -              | 9             | 127              |
| 1970 to 1974 .....  | 193          | -              | -            | 13           | 33             | 38             | 49             | 14             | 46            | 163              |
| 1960 to 1969 .....  | 438          | -              | 5            | 27           | 81             | 124            | 135            | 44             | 22            | 146              |
| 1959 or earlier .....   | 768          | 7              | 24           | 66           | 148            | 202            | 201            | 112            | 8             | 142              |
| <b>ROOMS</b>  |              |                |              |              |                |                |                |                |               |                  |
| 1 to 3 rooms .....  | 31           | -              | -            | 7            | 6              | 5              | 5              | -              | 8             | 138              |
| 4 rooms .....   | 169          | 7              | 7            | 58           | 29             | 34             | 15             | 19             | -             | 111              |
| 5 rooms .....   | 386          | -              | 19           | 65           | 110            | 90             | 71             | 23             | 8             | 125              |
| 6 rooms .....   | 293          | -              | -            | 18           | 68             | 116            | 49             | 30             | 12            | 138              |
| 7 rooms .....   | 338          | -              | 10           | 15           | 43             | 90             | 86             | 62             | 32            | 156              |
| 8 or more rooms .....   | 376          | -              | -            | -            | 36             | 82             | 180            | 53             | 25            | 169              |
| Median .....  | 6.2          | 4.0            | 5.1          | 4.8          | 5.5            | 6.2            | 7.2            | 6.8            | 7.0           | ...              |
| <b>YEAR STRUCTURE BUILT</b>   |              |                |              |              |                |                |                |                |               |                  |
| 1975 to March 1980 .....  | -            | -              | -            | -            | -              | -              | -              | -              | -             | -                |
| 1970 to 1974 .....  | 17           | -              | -            | 7            | -              | -              | -              | 6              | 4             | 213              |
| 1960 to 1969 .....  | 86           | -              | -            | 13           | 28             | -              | 20             | 16             | 9             | 155              |
| 1950 to 1959 .....  | 261          | -              | -            | 28           | 29             | 77             | 85             | 35             | 7             | 149              |
| 1940 to 1949 .....  | 365          | -              | 5            | 26           | 84             | 67             | 82             | 69             | 32            | 150              |
| 1939 or earlier .....   | 864          | 7              | 31           | 89           | 151            | 273            | 219            | 61             | 33            | 139              |
| <b>VALUE</b>  |              |                |              |              |                |                |                |                |               |                  |
| Less than \$10,000 .....  | 29           | -              | -            | 11           | 12             | -              | 6              | -              | -             | 107              |
| \$10,000 to \$19,999 .....  | 175          | -              | -            | 54           | 38             | 51             | 4              | 20             | 8             | 122              |
| \$20,000 to \$29,999 .....  | 229          | 7              | 36           | 33           | 59             | 34             | 36             | -              | 24            | 116              |
| \$30,000 to \$39,999 .....  | 271          | -              | -            | 25           | 29             | 87             | 89             | 41             | -             | 148              |
| \$40,000 to \$49,999 .....  | 317          | -              | -            | 27           | 73             | 109            | 65             | 35             | 8             | 138              |
| \$50,000 to \$59,999 .....  | 241          | -              | -            | 13           | 55             | 76             | 74             | 23             | -             | 142              |
| \$60,000 to \$79,999 .....  | 258          | -              | -            | -            | 19             | 42             | 117            | 60             | 20            | 179              |
| \$80,000 to \$99,999 .....  | 41           | -              | -            | -            | 7              | 10             | 9              | 8              | 7             | 169              |
| \$100,000 to \$149,999 .....  | 9            | -              | -            | -            | -              | -              | -              | -              | 9             | 250+             |
| \$150,000 or more .....   | 23           | -              | -            | -            | -              | 8              | 6              | -              | 9             | 179              |
| Median .....  | \$43 400     | \$23 800       | \$21 900     | \$26 300     | \$41 300       | \$45 500       | \$50 400       | \$49 300       | \$66 100      | ...              |
| <b>SELECTED MONTHLY OWNER COSTS AS PERCENTAGE OF HOUSEHOLD INCOME IN 1979</b> |              |                |              |              |                |                |                |                |               |                  |
| Less than 10 percent .....  | 401          | -              | 20           | 53           | 59             | 117            | 108            | 35             | 9             | 140              |
| 10 to 14 percent .....  | 254          | -              | 4            | 17           | 32             | 74             | 101            | 26             | -             | 150              |
| 15 to 19 percent .....  | 194          | -              | -            | 16           | 30             | 64             | 49             | 28             | 7             | 145              |
| 20 to 24 percent .....  | 127          | -              | 12           | 16           | 16             | 25             | 32             | 26             | -             | 144              |
| 25 to 29 percent .....  | 97           | -              | -            | 12           | 35             | 19             | 12             | 11             | 8             | 127              |
| 30 to 34 percent .....  | 138          | -              | -            | 18           | 42             | 31             | 26             | 12             | 9             | 132              |
| 35 percent or more .....  | 364          | -              | -            | 31           | 67             | 87             | 78             | 49             | 52            | 149              |
| Not computed .....  | 18           | 7              | -            | -            | 11             | -              | -              | -              | -             | 105              |
| Median .....  | 18.4         | -              | 10-          | 18.6         | 25.5           | 16.4           | 14.7           | 20.9           | 40.6          | ...              |
| <b>SELECTED CHARACTERISTICS</b>   |              |                |              |              |                |                |                |                |               |                  |
| <b>Heating equipment</b> .....  | <b>1 593</b> | <b>7</b>       | <b>36</b>    | <b>163</b>   | <b>292</b>     | <b>417</b>     | <b>406</b>     | <b>187</b>     | <b>85</b>     | <b>143</b>       |
| Steam or hot water system .....   | 189          | -              | -            | 19           | 27             | 40             | 59             | 20             | 24            | 157              |
| Central warm-air furnace or electric heat pump .....                          | 1 177        | -              | 21           | 104          | 211            | 314            | 326            | 148            | 53            | 145              |
| Other built-in electric units .....   | 13           | -              | -            | -            | -              | -              | -              | 13             | -             | 225              |
| Floor, wall, or pipeless furnace .....  | 79           | -              | 8            | 31           | 20             | 14             | 6              | -              | -             | 101              |
| Other means .....   | 135          | 7              | 7            | 9            | 34             | 49             | 15             | 6              | 8             | 130              |
| <b>Air conditioning</b> .....   | <b>264</b>   | <b>-</b>       | <b>8</b>     | <b>27</b>    | <b>38</b>      | <b>51</b>      | <b>65</b>      | <b>45</b>      | <b>30</b>     | <b>156</b>       |
| Central system .....  | 99           | -              | -            | -            | 6              | 6              | 21             | 36             | 30            | 223              |
| 1 or more individual room units .....   | 165          | -              | 8            | 27           | 32             | 45             | 44             | 9              | -             | 134              |
| <b>House heating fuel</b> .....   | <b>1 593</b> | <b>7</b>       | <b>36</b>    | <b>163</b>   | <b>292</b>     | <b>417</b>     | <b>406</b>     | <b>187</b>     | <b>85</b>     | <b>143</b>       |
| Utility gas .....   | 1 461        | -              | 36           | 163          | 272            | 395            | 371            | 168            | 56            | 141              |
| Bottled, tank, or LP gas .....  | 12           | -              | -            | -            | -              | -              | 12             | -              | -             | 175              |
| Electricity .....   | 113          | -              | -            | -            | 20             | 22             | 23             | 19             | 29            | 182              |
| Fuel oil, kerosene, etc. ....   | -            | -              | -            | -            | -              | -              | -              | -              | -             | -                |
| Other .....   | 7            | 7              | -            | -            | -              | -              | -              | -              | -             | 50-              |

Table C-31. Year Structure Built for Owner- and Renter-Occupied Housing Units With a Black Householder: 1980

[Data are estimates based on a sample, see Introduction. For meaning of symbols, see Introduction. For definitions of terms, see appendixes A and B]

Central Cities of SMSA's

|  | Owner-occupied housing units |                    |              |              |               |                 | Renter-occupied housing units |                    |              |              |               |                 |
|--|------------------------------|--------------------|--------------|--------------|---------------|-----------------|-------------------------------|--------------------|--------------|--------------|---------------|-----------------|
|  | Total                        | 1975 to March 1980 | 1970 to 1974 | 1960 to 1969 | 1940 to 1959  | 1939 or earlier | Total                         | 1975 to March 1980 | 1970 to 1974 | 1960 to 1969 | 1940 to 1959  | 1939 or earlier |
| <b>Occupied housing units</b> .....                      | <b>11 639</b>                | <b>682</b>         | <b>1 526</b> | <b>1 606</b> | <b>4 914</b>  | <b>2 911</b>    | <b>15 468</b>                 | <b>1 294</b>       | <b>3 002</b> | <b>3 456</b> | <b>4 938</b>  | <b>2 778</b>    |
| <b>HOUSEHOLD TYPE AND AGE OF HOUSEHOLDER</b>             |                              |                    |              |              |               |                 |                               |                    |              |              |               |                 |
| <b>Married-couple families</b> .....                     | <b>7 043</b>                 | <b>527</b>         | <b>1 089</b> | <b>1 042</b> | <b>2 990</b>  | <b>1 395</b>    | <b>3 699</b>                  | <b>400</b>         | <b>878</b>   | <b>867</b>   | <b>1 077</b>  | <b>477</b>      |
| 15 to 24 years .....                                     | 110                          | 17                 | 20           | 12           | 53            | 8               | 994                           | 135                | 351          | 256          | 196           | 56              |
| 25 to 34 years .....                                     | 1 276                        | 169                | 255          | 225          | 488           | 139             | 1 451                         | 137                | 332          | 360          | 426           | 196             |
| 35 to 44 years .....                                     | 1 750                        | 177                | 375          | 257          | 731           | 210             | 1 662                         | 80                 | 103          | 169          | 235           | 75              |
| 45 to 64 years .....                                     | 3 105                        | 158                | 428          | 503          | 1 376         | 640             | 412                           | 32                 | 72           | 59           | 158           | 91              |
| 65 years and over .....                                  | 802                          | 6                  | 11           | 45           | 342           | 398             | 180                           | 16                 | 20           | 23           | 62            | 59              |
| <b>Male householder, no wife present</b> .....           | <b>1 376</b>                 | <b>70</b>          | <b>152</b>   | <b>171</b>   | <b>590</b>    | <b>393</b>      | <b>4 525</b>                  | <b>268</b>         | <b>833</b>   | <b>1 152</b> | <b>1 295</b>  | <b>977</b>      |
| 15 to 24 years .....                                     | 46                           | —                  | —            | —            | 18            | 28              | 1 032                         | 85                 | 196          | 334          | 242           | 175             |
| 25 to 34 years .....                                     | 375                          | 40                 | 69           | 60           | 125           | 81              | 1 803                         | 105                | 394          | 445          | 488           | 371             |
| 35 to 44 years .....                                     | 303                          | 13                 | 39           | 52           | 125           | 74              | 693                           | 9                  | 98           | 207          | 229           | 150             |
| 45 to 64 years .....                                     | 452                          | 17                 | 38           | 50           | 237           | 110             | 828                           | 57                 | 129          | 139          | 277           | 226             |
| 65 years and over .....                                  | 200                          | —                  | 6            | 9            | 85            | 100             | 169                           | 12                 | 16           | 27           | 59            | 55              |
| <b>Female householder, no husband present</b> .....      | <b>3 220</b>                 | <b>85</b>          | <b>285</b>   | <b>393</b>   | <b>1 334</b>  | <b>1 223</b>    | <b>7 244</b>                  | <b>626</b>         | <b>1 291</b> | <b>1 437</b> | <b>2 566</b>  | <b>1 324</b>    |
| 15 to 24 years .....                                     | 44                           | 5                  | 7            | 4            | 8             | 20              | 1 452                         | 122                | 233          | 379          | 527           | 191             |
| 25 to 34 years .....                                     | 360                          | 22                 | 69           | 35           | 146           | 88              | 2 358                         | 205                | 445          | 519          | 849           | 340             |
| 35 to 44 years .....                                     | 800                          | 33                 | 96           | 178          | 320           | 173             | 1 179                         | 94                 | 297          | 200          | 388           | 200             |
| 45 to 64 years .....                                     | 1 335                        | 25                 | 113          | 154          | 642           | 401             | 1 343                         | 59                 | 151          | 216          | 523           | 394             |
| 65 years and over .....                                  | 681                          | —                  | —            | 22           | 218           | 441             | 912                           | 146                | 165          | 123          | 279           | 199             |
| <b>Median age</b> .....                                  | <b>47.3</b>                  | <b>38.0</b>        | <b>41.4</b>  | <b>44.6</b>  | <b>48.5</b>   | <b>55.6</b>     | <b>31.8</b>                   | <b>30.6</b>        | <b>29.9</b>  | <b>29.4</b>  | <b>33.2</b>   | <b>36.4</b>     |
| <b>YEAR HOUSEHOLDER MOVED INTO UNIT</b>                  |                              |                    |              |              |               |                 |                               |                    |              |              |               |                 |
| 1979 to March 1980 .....                                 | 1 372                        | 312                | 245          | 228          | 403           | 184             | 8 689                         | 818                | 1 929        | 2 080        | 2 497         | 1 365           |
| 1975 to 1978 .....                                       | 3 012                        | 370                | 662          | 525          | 926           | 529             | 4 778                         | 476                | 899          | 1 069        | 1 501         | 833             |
| 1970 to 1974 .....                                       | 2 603                        | —                  | 619          | 430          | 1 132         | 422             | 1 148                         | —                  | 174          | 191          | 547           | 236             |
| 1960 to 1969 .....                                       | 3 104                        | —                  | —            | 423          | 1 829         | 852             | 610                           | —                  | —            | 116          | 256           | 238             |
| 1959 or earlier .....                                    | 1 548                        | —                  | —            | —            | 624           | 924             | 243                           | —                  | —            | —            | 137           | 106             |
| <b>ROOMS</b>   |                              |                    |              |              |               |                 |                               |                    |              |              |               |                 |
| 1 room .....   | —                            | —                  | —            | —            | —             | —               | 783                           | 60                 | 162          | 107          | 225           | 229             |
| 2 rooms .....  | 59                           | 12                 | 19           | 6            | 6             | 16              | 1 587                         | 165                | 285          | 457          | 356           | 324             |
| 3 rooms .....  | 296                          | 21                 | 45           | 35           | 124           | 71              | 4 002                         | 256                | 883          | 1 071        | 1 039         | 753             |
| 4 rooms .....  | 1 054                        | 26                 | 78           | 109          | 606           | 235             | 4 230                         | 364                | 795          | 877          | 1 636         | 558             |
| 5 rooms .....  | 1 685                        | 59                 | 159          | 138          | 712           | 617             | 2 457                         | 204                | 471          | 490          | 885           | 407             |
| 6 rooms .....  | 2 171                        | 70                 | 256          | 259          | 992           | 594             | 1 168                         | 107                | 177          | 189          | 401           | 294             |
| 7 or more rooms .....                                    | 6 374                        | 494                | 969          | 1 059        | 2 474         | 1 378           | 1 241                         | 138                | 229          | 265          | 396           | 213             |
| <b>Median</b> .....                                      | <b>6.7</b>                   | <b>7.3</b>         | <b>7.1</b>   | <b>7.3</b>   | <b>6.5</b>    | <b>6.4</b>      | <b>3.8</b>                    | <b>4.0</b>         | <b>3.7</b>   | <b>3.6</b>   | <b>4.0</b>    | <b>3.6</b>      |
| <b>PLUMBING FACILITIES BY PERSONS PER ROOM</b>           |                              |                    |              |              |               |                 |                               |                    |              |              |               |                 |
| <b>Complete plumbing for exclusive use</b> .....         | <b>11 611</b>                | <b>682</b>         | <b>1 521</b> | <b>1 593</b> | <b>4 912</b>  | <b>2 903</b>    | <b>15 176</b>                 | <b>1 261</b>       | <b>2 973</b> | <b>3 444</b> | <b>4 908</b>  | <b>2 590</b>    |
| 0.50 or less .....                                       | 7 750                        | 463                | 845          | 955          | 3 286         | 2 201           | 7 974                         | 644                | 1 363        | 1 846        | 2 607         | 1 514           |
| 0.51 to 1.00 .....                                       | 3 544                        | 197                | 623          | 608          | 1 442         | 674             | 6 213                         | 533                | 1 437        | 1 404        | 1 936         | 903             |
| 1.01 to 1.50 .....                                       | 279                          | 14                 | 53           | 30           | 154           | 28              | 656                           | 25                 | 108          | 138          | 264           | 121             |
| 1.51 or more .....                                       | 38                           | 8                  | —            | —            | 30            | —               | 333                           | 59                 | 65           | 56           | 101           | 52              |
| <b>Lacking complete plumbing for exclusive use</b> ..... | <b>28</b>                    | <b>—</b>           | <b>5</b>     | <b>13</b>    | <b>2</b>      | <b>8</b>        | <b>292</b>                    | <b>33</b>          | <b>29</b>    | <b>12</b>    | <b>30</b>     | <b>188</b>      |
| 0.50 or less .....                                       | 28                           | —                  | 5            | 13           | 2             | 8               | 114                           | 27                 | 13           | 5            | 3             | 66              |
| 0.51 to 1.00 .....                                       | —                            | —                  | —            | —            | —             | —               | 149                           | 6                  | 16           | 7            | 19            | 101             |
| 1.01 to 1.50 .....                                       | —                            | —                  | —            | —            | —             | —               | 8                             | —                  | —            | —            | 8             | —               |
| 1.51 or more .....                                       | —                            | —                  | —            | —            | —             | —               | 21                            | —                  | —            | —            | —             | 21              |
| <b>PERSONS IN UNIT</b>                                   |                              |                    |              |              |               |                 |                               |                    |              |              |               |                 |
| 1 person .....   | 1 731                        | 68                 | 85           | 166          | 764           | 648             | 5 781                         | 422                | 993          | 1 450        | 1 633         | 1 283           |
| 2 persons .....  | 3 031                        | 112                | 294          | 384          | 1 326         | 915             | 4 046                         | 374                | 887          | 819          | 1 326         | 640             |
| 3 persons .....  | 2 389                        | 185                | 343          | 264          | 1 045         | 552             | 2 328                         | 176                | 464          | 529          | 809           | 350             |
| 4 persons .....  | 2 295                        | 188                | 365          | 441          | 896           | 405             | 1 671                         | 160                | 343          | 304          | 624           | 240             |
| 5 persons .....  | 1 231                        | 81                 | 265          | 201          | 466           | 218             | 922                           | 86                 | 203          | 219          | 294           | 120             |
| 6 or more persons .....                                  | 962                          | 48                 | 174          | 150          | 417           | 173             | 720                           | 76                 | 112          | 135          | 252           | 145             |
| <b>Median</b> .....                                      | <b>2.94</b>                  | <b>3.37</b>        | <b>3.61</b>  | <b>3.46</b>  | <b>2.85</b>   | <b>2.38</b>     | <b>1.98</b>                   | <b>2.10</b>        | <b>2.07</b>  | <b>1.84</b>  | <b>2.13</b>   | <b>1.67</b>     |
| <b>Total persons</b> .....                               | <b>38 248</b>                | <b>2 562</b>       | <b>5 909</b> | <b>5 687</b> | <b>15 730</b> | <b>8 360</b>    | <b>36 172</b>                 | <b>3 161</b>       | <b>6 998</b> | <b>7 909</b> | <b>12 306</b> | <b>5 798</b>    |
| <b>UNITS IN STRUCTURE</b>                                |                              |                    |              |              |               |                 |                               |                    |              |              |               |                 |
| 1, detached or attached .....                            | 10 975                       | 623                | 1 393        | 1 516        | 4 692         | 2 751           | 4 453                         | 242                | 428          | 699          | 1 947         | 1 137           |
| 2 .....  | 225                          | 2                  | 17           | 6            | 135           | 65              | 980                           | 31                 | 56           | 208          | 427           | 258             |
| 3 and 4 .....  | 134                          | 12                 | 7            | 18           | 42            | 55              | 1 392                         | 81                 | 197          | 297          | 561           | 256             |
| 5 to 9 .....   | 60                           | 5                  | 13           | 15           | 17            | 10              | 1 369                         | 108                | 255          | 251          | 481           | 274             |
| 10 to 49 .....   | 149                          | 24                 | 41           | 31           | 23            | 30              | 5 202                         | 488                | 1 288        | 1 397        | 1 270         | 759             |
| 50 or more .....   | 63                           | —                  | 38           | 20           | 5             | —               | 2 011                         | 333                | 771          | 567          | 246           | 94              |
| Mobile home or trailer, etc. ....                        | 33                           | 16                 | 17           | —            | —             | —               | 61                            | 11                 | 7            | 37           | 6             | —               |
| <b>SELECTED CHARACTERISTICS</b>                          |                              |                    |              |              |               |                 |                               |                    |              |              |               |                 |
| <b>Heating equipment</b> .....                           | <b>11 639</b>                | <b>682</b>         | <b>1 526</b> | <b>1 606</b> | <b>4 914</b>  | <b>2 911</b>    | <b>15 440</b>                 | <b>1 294</b>       | <b>3 002</b> | <b>3 428</b> | <b>4 938</b>  | <b>2 778</b>    |
| Steam or hot water system .....                          | 861                          | 19                 | 51           | 70           | 249           | 472             | 3 761                         | 248                | 773          | 793          | 927           | 1 020           |
| Central warm-air furnace or electric heat pump .....     | 9 968                        | 644                | 1 402        | 1 469        | 4 341         | 2 112           | 9 311                         | 864                | 1 860        | 2 041        | 3 287         | 1 259           |
| Other built-in electric units .....                      | 134                          | 6                  | 36           | 10           | 56            | 26              | 1 230                         | 140                | 292          | 460          | 269           | 69              |
| Floor, wall, or pipeless furnace .....                   | 261                          | 6                  | 15           | 20           | 121           | 99              | 482                           | 27                 | 45           | 78           | 192           | 140             |
| Other means .....  | 415                          | 7                  | 22           | 37           | 147           | 202             | 656                           | 15                 | 32           | 56           | 263           | 290             |
| <b>Air conditioning</b> .....                            | <b>2 506</b>                 | <b>164</b>         | <b>589</b>   | <b>605</b>   | <b>814</b>    | <b>334</b>      | <b>5 030</b>                  | <b>586</b>         | <b>1 859</b> | <b>1 641</b> | <b>741</b>    | <b>203</b>      |
| Central system .....                                     | 1 524                        | 148                | 459          | 499          | 329           | 89              | 2 367                         | 283                | 925          | 758          | 353           | 48              |
| 1 or more individual room units .....                    | 982                          | 16                 | 130          | 106          | 485           | 245             | 2 663                         | 303                | 934          | 883          | 388           | 155             |
| <b>House heating fuel</b> .....                          | <b>11 639</b>                | <b>682</b>         | <b>1 526</b> | <b>1 606</b> | <b>4 914</b>  | <b>2 911</b>    | <b>15 440</b>                 | <b>1 294</b>       | <b>3 002</b> | <b>3 428</b> | <b>4 938</b>  | <b>2 778</b>    |
| Utility gas .....  | 10 469                       | 563                | 1 227        | 1 455        | 4 497         | 2 727           | 11 267                        | 761                | 1 871        | 2 181        | 3 948         | 2 506           |
| Bottled, tank, or LP gas .....                           | 66                           | 8                  | 8            | —            | 47            | 3               | 194                           | 10                 | 45           | 66           | 36            | 37              |
| Electricity .....  | 1 067                        | 111                | 283          | 144          | 361           | 168             | 3 761                         | 509                | 1 046        | 1 154        | 865           | 187             |
| Fuel oil, kerosene, etc. ....                            | 6                            | —                  | —            | —            | —             | 6               | 72                            | 8                  | 16           | 5            | 19            | 24              |
| Other .....  | 31                           | —                  | 8            | 7            | 9             | 7               | 146                           | 6                  | 24           | 22           | 70            | 24              |
| <b>Income in 1979 below poverty level</b> .....          | <b>1 269</b>                 | <b>17</b>          | <b>119</b>   | <b>163</b>   | <b>501</b>    | <b>469</b>      | <b>5 015</b>                  | <b>437</b>         | <b>751</b>   | <b>1 013</b> | <b>1 699</b>  | <b>1 115</b>    |
| Percent below poverty level .....                        | 10.9                         | 2.5                | 7.8          | 10.1         | 10.2          | 16.1            | 32.4                          | 33.8               | 25.0         | 29.3         | 34.4          | 40.1            |
| <b>HOUSEHOLD INCOME IN 1979</b>                          |                              |                    |              |              |               |                 |                               |                    |              |              |               |                 |
| Less than \$5,000 .....                                  | 1 142                        | 2                  | 79           | 128          | 396           | 537             | 4 486                         | 398                | 693          | 852          | 1 420         | 1 123           |
| \$5,000 to \$9,999 .....                                 | 1 488                        | 53                 | 110          | 162          | 586           | 577             | 4 105                         | 325                | 754          | 855          | 1 440         | 731             |
| \$10,000 to \$12,499 .....                               | 873                          | 45                 | 91           | 110          | 394           | 233             | 1 881                         | 143                | 337          | 536          | 531           | 334             |
| \$12,500 to \$14,999 .....                               | 827                          | 32                 | 110          | 143          | 355           | 187             | 1 201                         | 70                 | 307          | 260          | 369           | 195             |
| \$15,000 to \$19,999 .....                               | 1 675                        | 60                 | 165          | 192          | 820           | 438             | 1 928                         | 184                | 403          | 476          | 641           | 224             |
| \$20,000 to \$24,999 .....                               | 1 735                        | 141                | 263          | 223          | 773           | 335             | 838                           | 63                 | 214          | 233          | 248           | 80              |
| \$25,000 to \$34,999 .....                               | 2 218                        | 163                |              |              |               |                 |                               |                    |              |              |               |                 |

Table C-32. Units in Structure for Owner- and Renter-Occupied Housing Units With a Black Householder: 1980

[Data are estimates based on a sample, see Introduction. For meaning of symbols, see Introduction. For definitions of terms, see appendixes A and B]

| Central Cities of SMSA's                       | Owner-occupied housing units |                              |                 |                              | Renter-occupied housing units |                              |          |               |              |                |                  |                              |
|--|------------------------------|------------------------------|-----------------|------------------------------|-------------------------------|------------------------------|----------|---------------|--------------|----------------|------------------|------------------------------|
|  | Total                        | 1 unit, detached or attached | 2 or more units | Mobile home or trailer, etc. | Total                         | 1 unit, detached or attached | 2 units  | 3 and 4 units | 5 to 9 units | 10 to 49 units | 50 or more units | Mobile home or trailer, etc. |
| Occupied housing units                         | 11 639                       | 10 975                       | 631             | 33                           | 15 468                        | 4 453                        | 980      | 1 392         | 1 369        | 5 202          | 2 011            | 61                           |
| Condominium housing units                      | 122                          | 31                           | 91              | -                            | 200                           | 34                           | -        | 8             | 7            | 100            | 51               | -                            |
| <b>HOUSEHOLD TYPE AND AGE OF HOUSEHOLDER</b>   |                              |                              |                 |                              |                               |                              |          |               |              |                |                  |                              |
| Married-couple families                        | 7 043                        | 6 737                        | 277             | 29                           | 3 699                         | 1 338                        | 186      | 330           | 299          | 1 139          | 407              | -                            |
| 15 to 24 years                                 | 110                          | 85                           | 17              | 8                            | 994                           | 174                          | 12       | 73            | 72           | 465            | 198              | -                            |
| 25 to 34 years                                 | 1 276                        | 1 224                        | 44              | 8                            | 1 451                         | 544                          | 94       | 158           | 109          | 401            | 145              | -                            |
| 35 to 44 years                                 | 1 750                        | 1 675                        | 67              | 8                            | 662                           | 345                          | 34       | 52            | 54           | 151            | 26               | -                            |
| 45 to 64 years                                 | 3 105                        | 2 979                        | 121             | 5                            | 412                           | 215                          | 29       | 37            | 44           | 75             | 12               | -                            |
| 65 years and over                              | 802                          | 774                          | 28              | -                            | 180                           | 60                           | 17       | 10            | 20           | 47             | 26               | -                            |
| Male householder, no wife present              | 1 376                        | 1 205                        | 167             | 4                            | 4 525                         | 812                          | 212      | 322           | 391          | 2 062          | 700              | 26                           |
| 15 to 24 years                                 | 46                           | 37                           | 9               | -                            | 1 032                         | 122                          | 17       | 62            | 71           | 592            | 155              | 13                           |
| 25 to 34 years                                 | 375                          | 313                          | 62              | -                            | 1 803                         | 279                          | 134      | 157           | 151          | 837            | 232              | 13                           |
| 35 to 44 years                                 | 303                          | 273                          | 26              | 4                            | 693                           | 166                          | 23       | 25            | 58           | 316            | 105              | -                            |
| 45 to 64 years                                 | 452                          | 410                          | 42              | -                            | 828                           | 200                          | 19       | 65            | 98           | 272            | 174              | -                            |
| 65 years and over                              | 200                          | 172                          | 28              | -                            | 169                           | 45                           | 19       | 13            | 13           | 45             | 34               | -                            |
| Female householder, no husband present         | 3 220                        | 3 033                        | 187             | -                            | 7 244                         | 2 303                        | 582      | 740           | 679          | 2 001          | 904              | 35                           |
| 15 to 24 years                                 | 44                           | 37                           | 7               | -                            | 1 452                         | 323                          | 107      | 113           | 126          | 587            | 174              | 22                           |
| 25 to 34 years                                 | 360                          | 347                          | 13              | -                            | 2 358                         | 775                          | 155      | 268           | 263          | 661            | 236              | -                            |
| 35 to 44 years                                 | 800                          | 752                          | 48              | -                            | 1 179                         | 493                          | 80       | 142           | 103          | 266            | 88               | 7                            |
| 45 to 64 years                                 | 1 335                        | 1 276                        | 59              | -                            | 1 343                         | 529                          | 189      | 143           | 91           | 255            | 130              | 6                            |
| 65 years and over                              | 681                          | 621                          | 60              | -                            | 912                           | 183                          | 51       | 74            | 96           | 232            | 276              | -                            |
| Median age                                     | 47.3                         | 47.4                         | 46.8            | 35.3                         | 31.8                          | 35.1                         | 34.2     | 31.6          | 32.5         | 28.9           | 31.6             | 21.8                         |
| <b>YEAR HOUSEHOLDER MOVED INTO UNIT</b>        |                              |                              |                 |                              |                               |                              |          |               |              |                |                  |                              |
| 1979 to March 1980                             | 1 372                        | 1 216                        | 148             | 8                            | 8 689                         | 1 975                        | 434      | 744           | 701          | 3 530          | 1 257            | 48                           |
| 1975 to 1978                                   | 3 012                        | 2 811                        | 176             | 25                           | 4 778                         | 1 579                        | 389      | 451           | 472          | 1 291          | 596              | -                            |
| 1970 to 1974                                   | 2 603                        | 2 514                        | 89              | -                            | 1 148                         | 453                          | 90       | 134           | 97           | 248            | 120              | 6                            |
| 1960 to 1969                                   | 3 104                        | 2 967                        | 137             | -                            | 610                           | 329                          | 56       | 41            | 45           | 94             | 38               | 7                            |
| 1959 or earlier                                | 1 548                        | 1 467                        | 81              | -                            | 243                           | 117                          | 11       | 22            | 54           | 39             | -                | -                            |
| <b>ROOMS</b>                                   |                              |                              |                 |                              |                               |                              |          |               |              |                |                  |                              |
| 1 room   | -                            | -                            | -               | -                            | 783                           | 42                           | 13       | 48            | 44           | 388            | 248              | -                            |
| 2 rooms  | 59                           | 22                           | 37              | -                            | 1 587                         | 118                          | 26       | 102           | 148          | 869            | 313              | 11                           |
| 3 rooms  | 296                          | 221                          | 59              | 16                           | 4 002                         | 478                          | 116      | 274           | 375          | 1 898          | 855              | 6                            |
| 4 rooms  | 1 054                        | 930                          | 115             | 9                            | 4 230                         | 1 064                        | 376      | 538           | 380          | 1 439          | 395              | 38                           |
| 5 rooms  | 1 685                        | 1 575                        | 110             | -                            | 2 457                         | 1 030                        | 273      | 241           | 238          | 476            | 193              | 6                            |
| 6 rooms  | 2 171                        | 2 055                        | 116             | -                            | 1 168                         | 773                          | 85       | 107           | 105          | 91             | 7                | -                            |
| 7 or more rooms                                | 6 374                        | 6 172                        | 194             | 8                            | 1 241                         | 948                          | 91       | 82            | 79           | 41             | -                | -                            |
| Median   | 6.7                          | 6.8                          | 5.4             | 3.6                          | 3.8                           | 5.0                          | 4.4      | 4.0           | 3.8          | 3.2            | 3.0              | 3.9                          |
| <b>PLUMBING FACILITIES BY PERSONS PER ROOM</b> |                              |                              |                 |                              |                               |                              |          |               |              |                |                  |                              |
| Complete plumbing for exclusive use            | 11 611                       | 10 954                       | 624             | 33                           | 15 176                        | 4 442                        | 941      | 1 372         | 1 334        | 5 062          | 1 964            | 61                           |
| 0.50 or less                                   | 7 750                        | 7 371                        | 367             | 12                           | 7 974                         | 2 160                        | 498      | 702           | 642          | 2 761          | 1 167            | 44                           |
| 0.51 to 1.00                                   | 3 544                        | 3 310                        | 229             | 5                            | 6 213                         | 1 939                        | 400      | 615           | 598          | 1 958          | 697              | 6                            |
| 1.01 to 1.50                                   | 279                          | 243                          | 28              | 8                            | 656                           | 254                          | 38       | 42            | 82           | 197            | 43               | -                            |
| 1.51 or more                                   | 38                           | 30                           | -               | 8                            | 333                           | 89                           | 5        | 13            | 12           | 146            | 57               | 11                           |
| Lacking complete plumbing for exclusive use    | 28                           | 21                           | 7               | -                            | 292                           | 11                           | 39       | 20            | 35           | 140            | 47               | -                            |
| 0.50 or less                                   | 28                           | 21                           | 7               | -                            | 114                           | -                            | 12       | 14            | 24           | 51             | 13               | -                            |
| 0.51 to 1.00                                   | -                            | -                            | -               | -                            | 149                           | -                            | 27       | 6             | 11           | 71             | 34               | -                            |
| 1.01 to 1.50                                   | -                            | -                            | -               | -                            | 8                             | -                            | -        | -             | -            | 8              | -                | -                            |
| 1.51 or more                                   | -                            | -                            | -               | -                            | 21                            | 11                           | -        | -             | -            | 10             | -                | -                            |
| <b>BEDROOMS</b>                                |                              |                              |                 |                              |                               |                              |          |               |              |                |                  |                              |
| None   | 39                           | 8                            | 31              | -                            | 1 037                         | 75                           | 13       | 64            | 60           | 520            | 305              | -                            |
| 1  | 384                          | 303                          | 81              | -                            | 5 893                         | 617                          | 177      | 400           | 582          | 2 912          | 1 168            | 37                           |
| 2  | 2 503                        | 2 265                        | 213             | 25                           | 5 426                         | 1 773                        | 543      | 676           | 422          | 1 541          | 453              | 18                           |
| 3  | 4 519                        | 4 363                        | 156             | -                            | 2 172                         | 1 303                        | 192      | 163           | 231          | 192            | 85               | 6                            |
| 4  | 3 215                        | 3 085                        | 122             | 8                            | 732                           | 528                          | 40       | 80            | 47           | 37             | -                | -                            |
| 5 or more                                      | 979                          | 951                          | 28              | -                            | 208                           | 157                          | 15       | 9             | 27           | -              | -                | -                            |
| <b>HOUSEHOLD INCOME IN 1979</b>                |                              |                              |                 |                              |                               |                              |          |               |              |                |                  |                              |
| Less than \$5,000                              | 1 142                        | 1 049                        | 93              | -                            | 4 486                         | 1 147                        | 263      | 457           | 439          | 1 561          | 602              | 17                           |
| \$5,000 to \$9,999                             | 1 488                        | 1 411                        | 77              | -                            | 4 105                         | 1 112                        | 301      | 316           | 414          | 1 431          | 517              | 14                           |
| \$10,000 to \$12,499                           | 873                          | 802                          | 63              | 8                            | 1 881                         | 514                          | 134      | 195           | 126          | 634            | 267              | 11                           |
| \$12,500 to \$14,999                           | 827                          | 768                          | 54              | 5                            | 1 201                         | 381                          | 53       | 101           | 153          | 368            | 145              | -                            |
| \$15,000 to \$19,999                           | 1 675                        | 1 547                        | 116             | 12                           | 1 928                         | 569                          | 131      | 178           | 140          | 675            | 227              | 8                            |
| \$20,000 to \$24,999                           | 1 735                        | 1 620                        | 115             | -                            | 838                           | 286                          | 53       | 66            | 42           | 280            | 100              | 11                           |
| \$25,000 to \$34,999                           | 2 218                        | 2 177                        | 41              | -                            | 695                           | 321                          | 29       | 49            | 47           | 168            | 81               | -                            |
| \$35,000 to \$49,999                           | 1 308                        | 1 247                        | 53              | 8                            | 225                           | 90                           | 7        | 17            | -            | 63             | 48               | -                            |
| \$50,000 or more                               | 373                          | 354                          | 19              | -                            | 109                           | 33                           | 9        | 13            | 8            | 22             | 24               | -                            |
| Median   | \$19 461                     | \$19 718                     | \$16 168        | \$18 229                     | \$8 896                       | \$9 848                      | \$8 532  | \$8 708       | \$7 965      | \$8 579        | \$8 755          | \$9 821                      |
| Mean   | \$21 153                     | \$21 301                     | \$18 526        | \$21 977                     | \$10 958                      | \$11 921                     | \$10 339 | \$10 363      | \$9 247      | \$10 769       | \$11 209         | \$10 313                     |
| <b>SELECTED CHARACTERISTICS</b>                |                              |                              |                 |                              |                               |                              |          |               |              |                |                  |                              |
| Heating equipment                              | 11 639                       | 10 975                       | 631             | 33                           | 15 440                        | 4 453                        | 980      | 1 392         | 1 369        | 5 180          | 2 005            | 61                           |
| Steam or hot water system                      | 861                          | 772                          | 89              | -                            | 3 761                         | 481                          | 67       | 267           | 244          | 2 091          | 611              | -                            |
| Central warm-air furnace or electric heat pump | 9 968                        | 9 480                        | 472             | 16                           | 9 311                         | 3 293                        | 812      | 946           | 843          | 2 311          | 1 050            | 56                           |
| Other built-in electric units                  | 134                          | 99                           | 30              | 5                            | 1 230                         | 174                          | 26       | 79            | 66           | 563            | 322              | -                            |
| Floor, wall, or pipeless furnace               | 261                          | 254                          | 7               | -                            | 482                           | 214                          | 17       | 40            | 64           | 125            | 22               | -                            |
| Other means                                    | 415                          | 370                          | 33              | 12                           | 656                           | 291                          | 58       | 60            | 152          | 90             | -                | 5                            |
| Air conditioning                               | 2 506                        | 2 334                        | 172             | -                            | 5 030                         | 456                          | 63       | 150           | 231          | 2 741          | 1 363            | 26                           |
| Central system                                 | 1 524                        | 1 436                        | 88              | -                            | 2 367                         | 220                          | 24       | 91            | 142          | 1 160          | 722              | 8                            |
| Vehicles available                             | 10 842                       | 10 232                       | 577             | 33                           | 10 415                        | 3 086                        | 693      | 952           | 921          | 3 354          | 1 380            | 29                           |
| 1  | 3 908                        | 3 654                        | 241             | 13                           | 7 846                         | 2 020                        | 545      | 747           | 717          | 2 672          | 1 116            | 29                           |
| 2 or more                                      | 6 934                        | 6 578                        | 336             | 20                           | 2 569                         | 1 066                        | 148      | 205           | 204          | 682            | 264              | -                            |
| House heating fuel                             | 11 639                       | 10 975                       | 631             | 33                           | 15 440                        | 4 453                        | 980      | 1 392         | 1 369        | 5 180          | 2 005            | 61                           |
| Utility gas                                    | 10 469                       | 9 917                        | 532             | 20                           | 11 267                        | 3 711                        | 790      | 1 081         | 995          | 3 539          | 1 108            | 43                           |
| Bottled, tank, or LP gas                       | 66                           | 61                           | 5               | -                            | 194                           | 55                           | 15       | 13            | 29           | 57             | 25               | -                            |
| Electricity                                    | 1 067                        | 968                          | 94              | 5                            | 3 761                         | 676                          | 172      | 286           | 338          | 1 446          | 825              | 18                           |
| Fuel oil, kerosene, etc.                       | 6                            | 6                            | -               | -                            | 72                            | 4                            | -        | -             | -            | 44             | 24               | -                            |
| Other  | 31                           | 23                           | -               | 8                            | 146                           | 7                            | 3        | 12            | 7            | 94             | 23               | -                            |
| Water heating fuel                             | 11 632                       | 10 968                       | 631             | 33                           | 15 439                        | 4 453                        | 980      | 1 392         | 1 369        | 5 173          | 2 011            | 61                           |
| Utility gas                                    | 10 627                       | 10 033                       | 561             | 33                           | 11 196                        | 3 725                        | 787      | 1 057         | 1 002        | 3 404          | 1 184            | 37                           |
| Bottled, tank, or LP gas                       | 348                          | 324                          | 24              | -                            | 632                           | 216                          | 97       | 51            | 77           | 130            | 61               | -                            |
| Electricity                                    | 643                          | 597                          | 46              | -                            | 3 524                         | 504                          | 96       | 272           | 290          | 1 585          | 753              | 24                           |
| Fuel oil, kerosene, etc.                       | 7                            | 7                            | -               | -                            | 45                            | 8                            | -        | -             | -            | 24             | 13               | -                            |
| Other  | 7                            | 7                            | -               | -                            | 42                            | -                            | -        | -             | -            | 30             | -                | -                            |
| Family householder                             | 9 608                        | 9 182                        | 393             | 33                           | 8 369                         | 3 264                        | 622      | 866           | 769          | 2 173          | 658              | 17                           |
| With own children under 18 years               | 5 403                        | 5 181                        | 189             | 33                           | 5 937                         | 2 559                        | 439      | 695           | 544          | 1 402          | 287              | 11                           |
| With own children under 6 years                | 1 617                        | 1 555                        | 54              | 8                            | 3 390                         | 1 412                        | 183      | 332           | 299          | 922            | 231              | 11                           |
| Female householder, no husband present         | 2 065                        | 1 977                        | 88              | -                            | 4 086                         | 1 716                        | 398      | 495           | 426          | 834            | 206              | 11                           |
| With own children under 18 years               | 1 186                        | 1 130                        | 56              | -                            | 3 388                         | 1 440                        | 308      | 414           | 340          | 709            | 166              | 11                           |
| With own children under 6 years                | 210                          | 196                          | 14              | -                            | 1 709                         | 730                          | 117      | 172           | 160          | 409            | 110              | 11                           |
| Nonfamily householder                          | 2 031                        | 1 793                        | 238             | -                            | 7 099                         | 1 189                        | 358      | 526           | 600          | 3 029          | 1 353            | 44                           |
| Income in 1979 below poverty level             | 1 269                        | 1 183                        | 86              | -                            | 5 015                         | 1 444                        | 346      | 559           | 479          | 1 579          | 597              | 11                           |

Table C—33. Owner- and Renter-Occupied Housing Units With a Black Householder by Size of Household: 1980

[Data are estimates based on a sample, see Introduction. For meaning of symbols, see Introduction. For definitions of terms, see appendixes A and B]

| Central Cities of SMSA's  | Total         | 1 person     | 2 persons    | 3 persons    | 4 persons    | 5 persons    | 6 persons  | 7 persons  | 8 or more persons | Median      | Total persons |
|---|---------------|--------------|--------------|--------------|--------------|--------------|------------|------------|-------------------|-------------|---------------|
| <b>Owner-occupied housing units</b>                                   | <b>11 639</b> | <b>1 731</b> | <b>3 031</b> | <b>2 389</b> | <b>2 295</b> | <b>1 231</b> | <b>579</b> | <b>272</b> | <b>111</b>        | <b>2.94</b> | <b>38 248</b> |
| Nanrelatives present  | 700           | —            | 233          | 184          | 177          | 41           | 43         | 12         | 10                | 3.14        | 2 494         |
| <b>ROOMS</b>  |               |              |              |              |              |              |            |            |                   |             |               |
| 1 to 3 rooms  | 355           | 97           | 97           | 63           | 78           | 12           | 8          | —          | —                 | 2.33        | 964           |
| 4 rooms   | 1 054         | 306          | 443          | 145          | 78           | 31           | 51         | —          | —                 | 2.00        | 2 602         |
| 5 rooms   | 1 685         | 462          | 557          | 315          | 184          | 104          | 29         | 26         | 8                 | 2.18        | 4 353         |
| 6 rooms   | 2 171         | 343          | 552          | 503          | 432          | 249          | 61         | 18         | 13                | 2.88        | 6 896         |
| 7 rooms   | 2 233         | 248          | 556          | 442          | 539          | 267          | 104        | 61         | 16                | 3.21        | 7 851         |
| 8 or more rooms   | 4 141         | 275          | 826          | 921          | 984          | 568          | 326        | 167        | 74                | 3.55        | 15 582        |
| Median  | 6.7           | 5.5          | 6.3          | 6.9          | 7.2          | 7.3          | 7.8        | 7.8        | 8.2               | ...         | ...           |
| <b>PLUMBING FACILITIES BY PERSONS PER ROOM</b>                        |               |              |              |              |              |              |            |            |                   |             |               |
| <b>Complete plumbing for exclusive use</b>                            | <b>11 611</b> | <b>1 723</b> | <b>3 018</b> | <b>2 389</b> | <b>2 288</b> | <b>1 231</b> | <b>579</b> | <b>272</b> | <b>111</b>        | <b>2.95</b> | <b>38 176</b> |
| 1.00 or less  | 11 294        | 1 723        | 3 018        | 2 375        | 2 210        | 1 188        | 491        | 228        | 61                | 2.88        | 36 270        |
| 1.01 to 1.50  | 279           | —            | —            | 14           | 78           | 31           | 80         | 44         | 32                | 5.71        | 1 633         |
| 1.51 or more  | 38            | —            | —            | —            | —            | 12           | 8          | —          | 18                | 6.38        | 273           |
| <b>Lacking complete plumbing for exclusive use</b>                    | <b>28</b>     | <b>8</b>     | <b>13</b>    | <b>—</b>     | <b>7</b>     | <b>—</b>     | <b>—</b>   | <b>—</b>   | <b>—</b>          | <b>1.96</b> | <b>72</b>     |
| 1.00 or less  | 28            | 8            | 13           | —            | 7            | —            | —          | —          | —                 | 1.96        | 72            |
| 1.01 to 1.50  | —             | —            | —            | —            | —            | —            | —          | —          | —                 | —           | —             |
| 1.51 or more  | —             | —            | —            | —            | —            | —            | —          | —          | —                 | —           | —             |
| <b>UNITS IN STRUCTURE</b>   |               |              |              |              |              |              |            |            |                   |             |               |
| 1, detached or attached   | 10 975        | 1 538        | 2 857        | 2 287        | 2 223        | 1 185        | 546        | 249        | 90                | 2.98        | 35 644        |
| 2 or more   | 631           | 193          | 170          | 97           | 56           | 46           | 25         | 23         | 21                | 2.22        | 2 474         |
| Mobile home or trailer, etc.  | 33            | —            | 4            | 5            | 16           | —            | 8          | —          | —                 | 3.97        | 130           |
| <b>VALUE</b>  |               |              |              |              |              |              |            |            |                   |             |               |
| <b>Specified owner-occupied housing units</b>                         | <b>10 403</b> | <b>1 496</b> | <b>2 704</b> | <b>2 198</b> | <b>2 061</b> | <b>1 092</b> | <b>535</b> | <b>227</b> | <b>90</b>         | <b>2.96</b> | <b>33 165</b> |
| Less than \$10,000  | 52            | 7            | 6            | 25           | 6            | 8            | —          | —          | —                 | 3.02        | 156           |
| \$10,000 to \$19,999  | 287           | 56           | 121          | 51           | 31           | 20           | 8          | —          | —                 | 2.22        | 749           |
| \$20,000 to \$29,999  | 656           | 217          | 169          | 100          | 107          | 38           | 16         | —          | 9                 | 2.16        | 1 560         |
| \$30,000 to \$39,999  | 1 262         | 228          | 442          | 230          | 196          | 65           | 82         | 19         | —                 | 2.41        | 3 599         |
| \$40,000 to \$49,999  | 1 994         | 422          | 456          | 364          | 412          | 162          | 111        | 50         | 17                | 2.83        | 6 433         |
| \$50,000 to \$59,999  | 2 061         | 247          | 535          | 444          | 411          | 220          | 143        | 30         | 31                | 3.06        | 6 764         |
| \$60,000 to \$79,999  | 2 751         | 232          | 632          | 666          | 559          | 429          | 118        | 91         | 24                | 3.27        | 9 539         |
| \$80,000 to \$99,999  | 856           | 65           | 202          | 232          | 181          | 101          | 29         | 37         | 9                 | 3.19        | 2 751         |
| \$100,000 to \$149,999  | 412           | 11           | 133          | 81           | 138          | 43           | 6          | —          | —                 | 3.27        | 1 336         |
| \$150,000 or more   | 72            | 11           | 8            | 5            | 20           | 6            | 22         | —          | —                 | 4.10        | 278           |
| Median  | \$54 200      | \$46 800     | \$52 700     | \$57 100     | \$55 900     | \$60 800     | \$53 200   | \$62 300   | \$53 100          | ...         | ...           |
| <b>SELECTED CHARACTERISTICS</b>                                       |               |              |              |              |              |              |            |            |                   |             |               |
| <b>All income levels in 1979</b>                                      | <b>11 639</b> | <b>1 731</b> | <b>3 031</b> | <b>2 389</b> | <b>2 295</b> | <b>1 231</b> | <b>579</b> | <b>272</b> | <b>111</b>        | <b>2.94</b> | <b>38 248</b> |
| Median income   | \$19 461      | \$9 106      | \$17 287     | \$21 793     | \$23 772     | \$23 046     | \$21 995   | \$22 258   | \$25 966          | ...         | ...           |
| Median selected monthly owner costs as percentage of household income | 22.8          | 33.9         | 22.0         | 20.6         | 20.7         | 22.4         | 24.6       | 21.5       | 20.8              | ...         | ...           |
| With a mortgage   | 23.3          | 33.6         | 23.3         | 21.7         | 21.2         | 22.7         | 25.5       | 22.9       | 20.8              | ...         | ...           |
| Not mortgaged   | 18.4          | 34.2         | 16.6         | 13.7         | 11.4         | 10—          | 10—        | 10—        | —                 | ...         | ...           |
| <b>Income in 1979 below poverty level</b>                             | <b>1 269</b>  | <b>368</b>   | <b>243</b>   | <b>162</b>   | <b>205</b>   | <b>157</b>   | <b>92</b>  | <b>34</b>  | <b>8</b>          | <b>2.65</b> | <b>...</b>    |
| Median income   | \$3 460       | \$2500—      | \$2 924      | \$3 856      | \$5 506      | \$5 120      | \$4 688    | \$10 375   | \$11 250          | ...         | ...           |
| Median selected monthly owner costs as percentage of household income | 50+           | 50+          | 50+          | 50+          | 50+          | 50+          | 50+        | 48.8       | 24.0              | ...         | ...           |
| With a mortgage   | 50+           | 50+          | 50+          | 50+          | 50+          | 50+          | 50+        | 48.8       | 24.0              | ...         | ...           |
| Not mortgaged   | 47.2          | 50+          | 37.2         | 30.9         | 44.1         | 30.0         | 27.5       | —          | —                 | ...         | ...           |
| <b>Renter-occupied housing units</b>                                  | <b>15 468</b> | <b>5 781</b> | <b>4 046</b> | <b>2 328</b> | <b>1 671</b> | <b>922</b>   | <b>367</b> | <b>266</b> | <b>87</b>         | <b>1.98</b> | <b>36 172</b> |
| Nanrelatives present  | 1 932         | —            | 1 223        | 282          | 184          | 121          | 51         | 66         | 5                 | 2.29        | 5 268         |
| <b>ROOMS</b>  |               |              |              |              |              |              |            |            |                   |             |               |
| 1 room  | 783           | 595          | 114          | 54           | 20           | —            | —          | —          | —                 | 1.16        | 940           |
| 2 rooms   | 1 587         | 1 033        | 353          | 126          | 45           | 14           | 11         | —          | 5                 | 1.27        | 2 493         |
| 3 rooms   | 4 002         | 2 349        | 1 164        | 321          | 110          | 33           | 20         | 5          | —                 | 1.35        | 6 320         |
| 4 rooms   | 4 230         | 1 288        | 1 357        | 966          | 437          | 149          | 22         | 11         | —                 | 2.11        | 9 504         |
| 5 rooms   | 2 457         | 334          | 634          | 534          | 513          | 298          | 98         | 24         | 22                | 2.99        | 7 438         |
| 6 rooms   | 1 168         | 126          | 186          | 156          | 289          | 229          | 76         | 94         | 12                | 3.90        | 4 198         |
| 7 or more rooms   | 1 241         | 56           | 238          | 171          | 257          | 199          | 140        | 132        | 48                | 4.11        | 5 279         |
| Median  | 3.8           | 3.0          | 3.8          | 4.2          | 4.9          | 5.4          | 5.9        | 6.5        | 6.7               | ...         | ...           |
| <b>PLUMBING FACILITIES BY PERSONS PER ROOM</b>                        |               |              |              |              |              |              |            |            |                   |             |               |
| <b>Complete plumbing for exclusive use</b>                            | <b>15 176</b> | <b>5 592</b> | <b>4 002</b> | <b>2 304</b> | <b>1 653</b> | <b>914</b>   | <b>367</b> | <b>257</b> | <b>87</b>         | <b>2.00</b> | <b>35 677</b> |
| 1.00 or less  | 14 187        | 5 592        | 3 898        | 2 124        | 1 489        | 726          | 216        | 123        | 19                | 1.89        | 31 171        |
| 1.01 to 1.50  | 656           | —            | —            | 126          | 110          | 141          | 120        | 118        | 41                | 5.15        | 3 265         |
| 1.51 or more  | 333           | —            | 104          | 54           | 54           | 47           | 31         | 16         | 27                | 3.66        | 1 241         |
| <b>Lacking complete plumbing for exclusive use</b>                    | <b>292</b>    | <b>189</b>   | <b>44</b>    | <b>24</b>    | <b>18</b>    | <b>8</b>     | <b>—</b>   | <b>9</b>   | <b>—</b>          | <b>1.27</b> | <b>495</b>    |
| 1.00 or less  | 263           | 189          | 34           | 24           | 7            | —            | —          | 9          | —                 | 1.20        | 410           |
| 1.01 to 1.50  | 8             | —            | —            | —            | —            | 8            | —          | —          | —                 | 5.00        | 31            |
| 1.51 or more  | 21            | —            | 10           | —            | 11           | —            | —          | —          | —                 | 3.55        | 54            |
| <b>UNITS IN STRUCTURE</b>   |               |              |              |              |              |              |            |            |                   |             |               |
| 1, detached or attached   | 4 453         | 905          | 1 100        | 723          | 761          | 524          | 184        | 184        | 72                | 2.81        | 13 444        |
| 2   | 980           | 255          | 263          | 183          | 136          | 96           | 34         | 13         | —                 | 2.39        | 2 629         |
| 3 and 4   | 1 392         | 454          | 360          | 249          | 192          | 60           | 72         | 5          | —                 | 2.17        | 3 582         |
| 5 to 9  | 1 369         | 522          | 261          | 247          | 181          | 79           | 31         | 33         | 15                | 2.12        | 3 383         |
| 10 to 49  | 5 202         | 2 455        | 1 461        | 770          | 312          | 151          | 28         | 25         | —                 | 1.60        | 9 697         |
| 50 or more  | 2 011         | 1 146        | 601          | 156          | 72           | 12           | 18         | 6          | —                 | 1.38        | 3 338         |
| Mobile home or trailer, etc.  | 61            | 44           | —            | —            | 17           | —            | —          | —          | —                 | 1.19        | 99            |
| <b>GROSS RENT</b>   |               |              |              |              |              |              |            |            |                   |             |               |
| <b>Specified renter-occupied housing units</b>                        | <b>15 180</b> | <b>5 726</b> | <b>4 018</b> | <b>2 287</b> | <b>1 591</b> | <b>868</b>   | <b>354</b> | <b>253</b> | <b>83</b>         | <b>1.96</b> | <b>35 142</b> |
| Less than \$100   | 1 496         | 730          | 263          | 193          | 143          | 85           | 64         | —          | 18                | 1.57        | 3 137         |
| \$100 to \$149  | 1 176         | 660          | 245          | 126          | 39           | 32           | 62         | —          | —                 | 1.39        | 2 256         |
| \$150 to \$199  | 2 792         | 1 411        | 783          | 300          | 157          | 120          | —          | 18         | 3                 | 1.49        | 5 314         |
| \$200 to \$249  | 3 558         | 1 491        | 965          | 503          | 340          | 190          | 29         | 30         | 10                | 1.80        | 7 653         |
| \$250 to \$299  | 2 460         | 688          | 776          | 507          | 313          | 80           | 38         | 45         | 13                | 2.20        | 5 633         |
| \$300 to \$349  | 1 462         | 407          | 470          | 292          | 129          | 78           | 60         | 21         | 5                 | 2.19        | 3 594         |
| \$350 to \$399  | 1 006         | 154          | 258          | 144          | 223          | 126          | 49         | 42         | 10                | 3.13        | 3 204         |
| \$400 to \$499  | 782           | 115          | 182          | 154          | 148          | 117          | 29         | 26         | 11                | 3.11        | 2 654         |
| \$500 or more   | 317           | 31           | 46           | 45           | 74           | 34           | 15         | 59         | 13                | 3.99        | 1 352         |
| No cash rent  | 131           | 39           | 30           | 23           | 25           | 6            | 8          | —          | —                 | 2.38        | 345           |
| Median  | \$226         | \$201        | \$236        | \$251        | \$264        | \$252        | \$287      | \$351      | \$292             | ...         | ...           |
| <b>SELECTED CHARACTERISTICS</b>                                       |               |              |              |              |              |              |            |            |                   |             |               |
| <b>All income levels in 1979</b>                                      | <b>15 468</b> | <b>5 781</b> | <b>4 046</b> | <b>2 328</b> | <b>1 671</b> | <b>922</b>   | <b>367</b> | <b>266</b> | <b>87</b>         | <b>1.98</b> | <b>36 172</b> |
| Median income   | \$8 896       | \$6 666      | \$11 094     | \$9 220      | \$10 723     | \$10 804     | \$9 631    | \$11 932   | \$14 125          | ...         | ...           |
| Median gross rent as percentage of household income                   | 29.4          | 31.5         | 25.3         | 32.8         | 27.8         | 24.9         | 24.6       | 37.1       | 21.1              | ...         | ...           |
| <b>Income in 1979 below poverty level</b>                             | <b>5 015</b>  | <b>1 811</b> | <b>960</b>   | <b>820</b>   | <b>660</b>   | <b>385</b>   | <b>197</b> | <b>138</b> | <b>44</b>         | <b>2.23</b> | <b>...</b>    |
| Median income   | \$3 300       | \$2500—      | \$3 285      | \$3 268      | \$4 467      | \$5 084      | \$6 069    | \$6 769    | \$10 714          | ...         | ...           |
| Median gross rent as percentage of household income                   | 50+           | 50+          | 50+          | 50+          | 50+          | 50+          | 32.3       | 50+        | 20.9              | ...         | ...           |



Table C-34. Household Composition and Age of Householder for Owner- and Renter-Occupied Housing Units With a Black Householder: 1980

[Data are estimates based on a sample, see Introduction. For meaning of symbols, see Introduction. For definitions of terms, see appendices A and B.]

| Central Cities of SMSA's  | Married-couple families |       |                |       |                |       | Male householder, no wife present |       |                   |       |                |       | Female householder, no husband present |       |                |       |                |   | Median age |                   |     |      |
|---|-------------------------|-------|----------------|-------|----------------|-------|-----------------------------------|-------|-------------------|-------|----------------|-------|--|-------|----------------|-------|----------------|---|------------|-------------------|-----|------|
|   | 15 to 24 years          |       | 25 to 34 years |       | 35 to 44 years |       | 45 to 64 years                    |       | 65 years and over |       | 15 to 24 years |       | 25 to 34 years                         |       | 35 to 44 years |       | 45 to 64 years |   |            | 65 years and over |     |      |
|   | Total                   | 110   | 1              | 276   | 1              | 750   | 3                                 | 105   | 802               | 46    | 375            | 303   | 452                                    | 200   | 44             | 360   | 800            | 1 |            | 335               | 681 | 47.3 |
| <b>Owner-occupied housing units</b> -----   | 11 639                  | 110   | 1 276          | 1 750 | 3 105          | 802   | 46                                | 375   | 303               | 452   | 200            | 44    | 360                                    | 800   | 1 335          | 681   | 47.3           |   |            |                   |     |      |
| <b>PERSONS IN UNIT</b>  |                         |       |                |       |                |       |                                   |       |                   |       |                |       |  |       |                |       |                |   |            |                   |     |      |
| 1 person -----  | 1 731                   | 36    | 136            | 177   | 1 021          | 588   | 9                                 | 200   | 98                | 260   | 133            | 4     | 70                                     | 87    | 490            | 380   | 54.8           |   |            |                   |     |      |
| 2 persons -----   | 3 031                   | 36    | 378            | 281   | 770            | 132   | 4                                 | 92    | 116               | 128   | 36             | 18    | 69                                     | 146   | 281            | 183   | 54.8           |   |            |                   |     |      |
| 3 persons -----   | 2 389                   | 50    | 324            | 221   | 621            | 21    | 5                                 | 55    | 35                | 34    | 17             | 14    | 120                                    | 204   | 245            | 14    | 46.1           |   |            |                   |     |      |
| 4 persons -----   | 2 295                   | 24    | 317            | 343   | 317            | 41    | 5                                 | 12    | 54                | 17    | 5              | 62    | 212                                    | 152   | 33             | 42.2  |                |   |            |                   |     |      |
| 5 persons -----   | 1 231                   | 1     | 88             | 328   | 320            | 20    | 9                                 | 1.44  | 1.96              | 6     | 4              | 8     | 18                                     | 78    | 9              | 41.3  |                |   |            |                   |     |      |
| 6 or more persons -----   | 2 94                    | 2.88  | 3.85           | 4.17  | 3.19           | 2.18  | 3.03                              | 1.44  | 1.96              | 1.37  | 1.25           | 2.50  | 2.84                                   | 3.32  | 2.13           | 2.0   | 44.0           |   |            |                   |     |      |
| Median -----  | 38 248                  | 368   | 5 305          | 7 810 | 11 126         | 2 001 | 134                               | 732   | 634               | 796   | 403            | 156   | 1 189                                  | 2 801 | 3 604          | 1 189 | 46.1           |   |            |                   |     |      |
| <b>PLUMBING FACILITIES BY PERSONS PER ROOM</b>  |                         |       |                |       |                |       |                                   |       |                   |       |                |       |  |       |                |       |                |   |            |                   |     |      |
| Complete plumbing for exclusive use -----   | 11 611                  | 110   | 1 276          | 1 743 | 3 099          | 802   | 46                                | 370   | 303               | 444   | 200            | 44    | 360                                    | 800   | 1 333          | 681   | 47.3           |   |            |                   |     |      |
| 1.01 or more persons per room -----   | 317                     | 8     | 43             | 62    | 120            | 5     | 5                                 | 5     | 9                 | 8     | 8              | 4     | 4                                      | 24    | 42             | 2     | 45.8           |   |            |                   |     |      |
| Lacking complete plumbing for exclusive use -----   | 28                      | 1     | 1              | 7     | 6              | 1     | 1                                 | 1     | 1                 | 1     | 1              | 1     | 1                                      | 1     | 1              | 1     | 55.0           |   |            |                   |     |      |
| 1.01 or more persons per room -----   | 1                       | 1     | 1              | 1     | 1              | 1     | 1                                 | 1     | 1                 | 1     | 1              | 1     | 1                                      | 1     | 1              | 1     | 1              |   |            |                   |     |      |
| <b>MORTGAGE STATUS AND SELECTED MONTHLY OWNER COSTS AS PERCENTAGE OF HOUSEHOLD INCOME IN 1979</b> |                         |       |                |       |                |       |                                   |       |                   |       |                |       |  |       |                |       |                |   |            |                   |     |      |
| <b>Specified owner-occupied housing units</b> -----   | 10 403                  | 80    | 1 143          | 1 578 | 2 810          | 739   | 33                                | 304   | 267               | 392   | 155            | 33    | 320                                    | 712   | 1 239          | 598   | 47.5           |   |            |                   |     |      |
| With a mortgage -----   | 8 810                   | 75    | 1 117          | 1 470 | 2 531          | 416   | 33                                | 292   | 233               | 357   | 81             | 18    | 293                                    | 631   | 1 021          | 242   | 45.9           |   |            |                   |     |      |
| Less than 15 percent -----  | 2 155                   | 18    | 123            | 389   | 1 018          | 96    | 18                                | 34    | 76                | 113   | 15             | 10    | 17                                     | 94    | 172            | 15    | 49.8           |   |            |                   |     |      |
| 15 to 19 percent -----  | 1 358                   | 14    | 196            | 321   | 444            | 65    | 18                                | 27    | 20                | 53    | 10             | 17    | 17                                     | 61    | 121            | 20    | 45.7           |   |            |                   |     |      |
| 20 to 24 percent -----  | 1 304                   | 14    | 194            | 251   | 389            | 28    | 18                                | 54    | 25                | 44    | 13             | 5     | 28                                     | 98    | 137            | 9     | 44.1           |   |            |                   |     |      |
| 25 to 29 percent -----  | 1 012                   | 4     | 194            | 194   | 213            | 57    | 6                                 | 37    | 44                | 30    | 1              | 5     | 38                                     | 57    | 122            | 17    | 42.0           |   |            |                   |     |      |
| 30 to 34 percent -----  | 692                     | 16    | 117            | 111   | 126            | 44    | 6                                 | 24    | 15                | 51    | 1              | 18    | 18                                     | 65    | 78             | 21    | 43.9           |   |            |                   |     |      |
| 35 percent or more -----  | 2 219                   | 15    | 306            | 189   | 341            | 126   | 9                                 | 116   | 53                | 66    | 43             | 13    | 168                                    | 232   | 382            | 160   | 45.2           |   |            |                   |     |      |
| Not computed -----  | 70                      | 8     | 15             | 15    | 15             | 15    | 1                                 | 1     | 1                 | 1     | 1              | 1     | 1                                      | 1     | 1              | 1     | 40.8           |   |            |                   |     |      |
| Median -----  | 23.3                    | 26.9  | 26.5           | 20.3  | 17.8           | 26.7  | 24.6                              | 29.2  | 24.1              | 21.4  | 44.2           | 50.4  | 41.3                                   | 29.4  | 28.1           | 50.4  | 40.8           |   |            |                   |     |      |
| <b>Not mortgaged</b> -----  | 1 593                   | 5     | 26             | 108   | 279            | 323   | 1                                 | 12    | 34                | 35    | 74             | 15    | 27                                     | 81    | 218            | 356   | 63.3           |   |            |                   |     |      |
| Less than 10 percent -----  | 401                     | 1     | 10             | 82    | 121            | 46    | 1                                 | 5     | 7                 | 11    | 7              | 1     | 5                                      | 10    | 45             | 22    | 56.0           |   |            |                   |     |      |
| 10 to 14 percent -----  | 254                     | 1     | 13             | 13    | 28             | 87    | 1                                 | 1     | 1                 | 6     | 26             | 8     | 6                                      | 8     | 31             | 39    | 69.7           |   |            |                   |     |      |
| 15 to 19 percent -----  | 194                     | 1     | 8              | 13    | 6              | 52    | 1                                 | 1     | 1                 | 9     | 7              | 8     | 6                                      | 12    | 10             | 21    | 68.4           |   |            |                   |     |      |
| 20 to 24 percent -----  | 127                     | 1     | 8              | 13    | 6              | 23    | 1                                 | 1     | 1                 | 4     | 6              | 7     | 6                                      | 17    | 8              | 13    | 58.1           |   |            |                   |     |      |
| 25 to 29 percent -----  | 97                      | 1     | 8              | 13    | 6              | 9     | 1                                 | 7     | 16                | 5     | 28             | 7     | 6                                      | 13    | 15             | 77    | 67.9           |   |            |                   |     |      |
| 30 to 34 percent -----  | 138                     | 5     | 17             | 17    | 17             | 46    | 1                                 | 7     | 16                | 5     | 28             | 19.7  | 20                                     | 20    | 92             | 133   | 69.8           |   |            |                   |     |      |
| 35 percent or more -----  | 364                     | 1     | 6              | 6     | 6              | 17.4  | 1                                 | 50.4  | 24.5              | 15.3  | 22.9           | 19.7  | 14.2                                   | 27.8  | 31.3           | 32.1  | 62.5           |   |            |                   |     |      |
| Not computed -----  | 18                      | 1     | 21.9           | 10    | 10.9           | 17.4  | 1                                 | 1     | 1                 | 1     | 1              | 1     | 1                                      | 1     | 1              | 1     | 1              |   |            |                   |     |      |
| Median -----  | 18.4                    | 32.5  | 21.9           | 10    | 10.9           | 17.4  | 1                                 | 50.4  | 24.5              | 15.3  | 22.9           | 19.7  | 14.2                                   | 27.8  | 31.3           | 32.1  | 62.5           |   |            |                   |     |      |
| <b>Renter-occupied housing units</b> -----  | 15 468                  | 994   | 1 451          | 662   | 412            | 180   | 1 032                             | 1 803 | 693               | 828   | 169            | 1 452 | 2 358                                  | 1 179 | 1 343          | 912   | 31.8           |   |            |                   |     |      |
| <b>PERSONS IN UNIT</b>  |                         |       |                |       |                |       |                                   |       |                   |       |                |       |  |       |                |       |                |   |            |                   |     |      |
| 1 person -----  | 5 781                   | 410   | 409            | 169   | 184            | 155   | 581                               | 1 156 | 444               | 662   | 129            | 447   | 654                                    | 235   | 730            | 743   | 35.6           |   |            |                   |     |      |
| 2 persons -----   | 4 046                   | 374   | 329            | 109   | 56             | 4     | 360                               | 417   | 208               | 104   | 20             | 482   | 511                                    | 190   | 295            | 132   | 29.6           |   |            |                   |     |      |
| 3 persons -----   | 2 328                   | 164   | 381            | 130   | 69             | 13    | 60                                | 136   | 10                | 27    | 16             | 348   | 519                                    | 236   | 106            | 14    | 28.1           |   |            |                   |     |      |
| 4 persons -----   | 1 671                   | 35    | 224            | 118   | 26             | 8     | 14                                | 45    | 14                | 16    | 4              | 93    | 417                                    | 224   | 72             | 3     | 31.1           |   |            |                   |     |      |
| 5 persons -----   | 922                     | 11    | 108            | 136   | 77             | 8     | 12                                | 5     | 17                | 19    | 4              | 63    | 133                                    | 191   | 55             | 20    | 34.6           |   |            |                   |     |      |
| 6 or more persons -----   | 720                     | 11    | 346            | 391   | 289            | 208   | 5                                 | 44    | 1.28              | 1.13  | 1.16           | 19    | 124                                    | 103   | 85             | 1     | 36.4           |   |            |                   |     |      |
| Median -----  | 1 98                    | 2.73  | 3.46           | 3.91  | 2.89           | 2.08  | 1.99                              | 1.28  | 1.28              | 1.13  | 1.16           | 2.08  | 2.53                                   | 3.20  | 1.42           | 1.11  | 36.4           |   |            |                   |     |      |
| Total persons -----   | 36 172                  | 2 942 | 5 134          | 2 680 | 1 449          | 356   | 1 746                             | 2 937 | 908               | 1 084 | 260            | 3 091 | 6 271                                  | 3 588 | 2 707          | 1 019 | 46.1           |   |            |                   |     |      |
| <b>PLUMBING FACILITIES BY PERSONS PER ROOM</b>  |                         |       |                |       |                |       |                                   |       |                   |       |                |       |  |       |                |       |                |   |            |                   |     |      |
| Complete plumbing for exclusive use -----   | 15 176                  | 990   | 1 435          | 662   | 412            | 180   | 996                               | 1 725 | 675               | 805   | 156            | 1 441 | 2 324                                  | 1 165 | 1 316          | 894   | 31.8           |   |            |                   |     |      |
| 1.01 or more persons per room -----   | 989                     | 145   | 125            | 106   | 47             | 1     | 38                                | 75    | 26                | 18    | 16             | 130   | 134                                    | 96    | 51             | 18    | 30.2           |   |            |                   |     |      |
| Lacking complete plumbing for exclusive use -----   | 292                     | 4     | 1.6            | 1.1   | 1.1            | 1     | 36                                | 78    | 18                | 23    | 13             | 11    | 10                                     | 1.4   | 27             | 18    | 45.8           |   |            |                   |     |      |
| 1.01 or more persons per room -----   | 29                      | 1     | 1              | 1     | 1              | 1     | 1                                 | 1     | 1                 | 1     | 1              | 1     | 1                                      | 1     | 1              | 1     | 55.0           |   |            |                   |     |      |
| <b>GROSS RENT AS PERCENTAGE OF HOUSEHOLD INCOME IN 1979</b>                                       |                         |       |                |       |                |       |                                   |       |                   |       |                |       |  |       |                |       |                |   |            |                   |     |      |
| <b>Specified renter-occupied housing units</b> -----  | 15 180                  | 994   | 1 398          | 641   | 407            | 180   | 1 032                             | 1 792 | 693               | 828   | 169            | 1 427 | 2 284                                  | 1 134 | 1 295          | 912   | 31.8           |   |            |                   |     |      |
| Less than 15 percent -----  | 1 962                   | 110   | 299            | 128   | 94             | 30    | 89                                | 251   | 179               | 129   | 40             | 49    | 164                                    | 133   | 188            | 109   | 35.4           |   |            |                   |     |      |
| 15 to 19 percent -----  | 1 947                   | 132   | 316            | 121   | 101            | 13    | 118                               | 220   | 140               | 138   | 4              | 101   | 209                                    | 118   | 105            | 183   | 33.0           |   |            |                   |     |      |
| 20 to 24 percent -----  | 2 018                   | 205   | 201            | 92    | 36             | 52    | 167                               | 274   | 40                | 135   | 29             | 79    | 386                                    | 104   | 134            | 123   | 30.3           |   |            |                   |     |      |
| 25 to 29 percent -----  | 1 632                   | 125   | 157            | 28    | 41             | 14    | 119                               | 308   | 68                | 70    | 18             | 129   | 230                                    | 94    | 114            | 79    | 30.4           |   |            |                   |     |      |
| 30 to 34 percent -----  | 1 429                   | 114   | 82             | 49    | 35             | 21    | 85                                | 246   | 41                | 72    | 6              | 190   | 263                                    | 67    | 110            | 55    | 29.0           |   |            |                   |     |      |
| 35 to 49 percent -----  | 1 977                   | 138   | 180            | 118   | 33             | 21    | 207                               | 151   | 95                | 88    | 18             | 177   | 284                                    | 214   | 150            | 103   | 31.7           |   |            |                   |     |      |
| 50 percent or more -----  | 3 769                   | 144   | 127            | 81    | 45             | 50    | 226                               | 261   | 130               | 167   | 40             | 662   | 709                                    | 391   | 424            | 312   | 31.8           |   |            |                   |     |      |
| Not computed -----  | 446                     | 26    | 36             | 24    | 22             | 22    | 21                                | 81    | 1                 | 23    | 14             | 40    | 39                                     | 13    | 70             | 37    | 33.5           |   |            |                   |     |      |
| Median -----  | 29.4                    | 26.5  | 21.6           | 23.2  | 19.9           | 29.5  | 30.7                              | 26.8  | 23.4              | 24.9  | 26.3           | 46.7  | 32.5                                   | 37.2  | 33.2           | 33.0  | 33.5           |   |            |                   |     |      |

**Table C — 35. Age and Sex of Householder in One-Person Households for Owner- and Renter-Occupied Housing Units With a Black Householder: 1980**

[Data are estimates based on a sample, see Introduction. For meaning of symbols, see Introduction. For definitions of terms, see appendixes A and B.]

| Central Cities of SMSA's  | Male householder |                |                |                |                |                   | Female householder |                |                |                |                |                   |            |
|---|------------------|----------------|----------------|----------------|----------------|-------------------|--------------------|----------------|----------------|----------------|----------------|-------------------|------------|
|   | Total            | 15 to 24 years | 25 to 34 years | 35 to 44 years | 45 to 64 years | 65 years and over | Total              | 15 to 24 years | 25 to 34 years | 35 to 44 years | 45 to 64 years | 65 years and over |            |
| <b>Owner-occupied housing units</b> .....   | <b>1 731</b>     | <b>700</b>     | <b>9</b>       | <b>200</b>     | <b>98</b>      | <b>260</b>        | <b>133</b>         | <b>1 031</b>   | <b>4</b>       | <b>70</b>      | <b>87</b>      | <b>490</b>        | <b>380</b> |
| <b>PLUMBING FACILITIES</b>  |                  |                |                |                |                |                   |                    |                |                |                |                |                   |            |
| Complete plumbing for exclusive use .....   | 1 723            | 692            | 9              | 200            | 98             | 252               | 133                | 1 031          | 4              | 70             | 87             | 490               | 380        |
| Lacking complete plumbing for exclusive use .....                                   | 8                | 8              | —              | —              | —              | 8                 | —                  | —              | —              | —              | —              | —                 | —          |
| <b>UNITS IN STRUCTURE</b>   |                  |                |                |                |                |                   |                    |                |                |                |                |                   |            |
| 1, detached or attached .....   | 1 538            | 593            | —              | 162            | 82             | 233               | 116                | 945            | —              | 70             | 77             | 462               | 336        |
| 2 or more .....   | 193              | 107            | 9              | 38             | 16             | 27                | 17                 | 86             | 4              | —              | 10             | 28                | 44         |
| Mobile home or trailer, etc. ....   | —                | —              | —              | —              | —              | —                 | —                  | —              | —              | —              | —              | —                 | —          |
| <b>HOUSEHOLD INCOME IN 1979</b>   |                  |                |                |                |                |                   |                    |                |                |                |                |                   |            |
| Less than \$5,000 .....   | 553              | 84             | —              | 13             | —              | 19                | 52                 | 469            | —              | 6              | 16             | 166               | 281        |
| \$5,000 to \$9,999 .....  | 364              | 173            | 4              | 40             | 12             | 57                | 60                 | 191            | 4              | —              | 5              | 111               | 71         |
| \$10,000 to \$12,499 .....  | 189              | 58             | 5              | 17             | 9              | 27                | —                  | 131            | —              | 15             | 30             | 72                | 14         |
| \$12,500 to \$14,999 .....  | 138              | 88             | —              | 22             | 16             | 34                | 16                 | 50             | —              | 11             | 7              | 32                | —          |
| \$15,000 to \$19,999 .....  | 211              | 117            | —              | 58             | 30             | 24                | 5                  | 94             | —              | 23             | 12             | 45                | 14         |
| \$20,000 to \$24,999 .....  | 201              | 127            | —              | 46             | 21             | 60                | —                  | 74             | —              | 15             | —              | 59                | —          |
| \$25,000 to \$34,999 .....  | 47               | 38             | —              | —              | 10             | 28                | —                  | 9              | —              | —              | 9              | —                 | —          |
| \$35,000 to \$49,999 .....  | 19               | 11             | —              | 4              | —              | 7                 | —                  | 8              | —              | —              | 8              | —                 | —          |
| \$50,000 or more .....  | 9                | 4              | —              | —              | —              | 4                 | —                  | 5              | —              | —              | —              | 5                 | —          |
| Median .....  | \$9 106          | \$13 494       | \$10 250       | \$16 000       | \$16 250       | \$14 485          | \$6 066            | \$5 765        | \$6 250        | \$16 071       | \$11 875       | \$7 270           | \$3 764    |
| Mean .....  | \$10 836         | \$14 305       | \$9 394        | \$15 297       | \$16 932       | \$16 557          | \$6 809            | \$8 481        | \$5 005        | \$15 438       | \$14 237       | \$9 580           | \$4 501    |
| <b>MORTGAGE STATUS AND SELECTED MONTHLY OWNER COSTS</b>                             |                  |                |                |                |                |                   |                    |                |                |                |                |                   |            |
| <b>Specified owner-occupied housing units</b> .....                                 | <b>1 496</b>     | <b>587</b>     | <b>—</b>       | <b>159</b>     | <b>82</b>      | <b>233</b>        | <b>113</b>         | <b>909</b>     | <b>—</b>       | <b>64</b>      | <b>77</b>      | <b>448</b>        | <b>320</b> |
| <b>With a mortgage</b> .....  | <b>1 047</b>     | <b>474</b>     | <b>—</b>       | <b>147</b>     | <b>75</b>      | <b>202</b>        | <b>50</b>          | <b>573</b>     | <b>—</b>       | <b>54</b>      | <b>68</b>      | <b>337</b>        | <b>114</b> |
| Less than \$200 .....   | 181              | 78             | —              | 10             | 22             | 46                | —                  | 103            | —              | —              | —              | 57                | 46         |
| \$200 to \$249 .....  | 225              | 76             | —              | 7              | 12             | 32                | 25                 | 149            | —              | 6              | 5              | 96                | 42         |
| \$250 to \$299 .....  | 160              | 79             | —              | 10             | 11             | 45                | 13                 | 81             | —              | 5              | 21             | 55                | —          |
| \$300 to \$349 .....  | 100              | 51             | —              | 33             | —              | 18                | —                  | 49             | —              | 7              | 17             | 12                | 13         |
| \$350 to \$399 .....  | 131              | 50             | —              | 23             | —              | 21                | 6                  | 81             | —              | 18             | 13             | 50                | —          |
| \$400 to \$499 .....  | 97               | 38             | —              | 22             | 10             | —                 | 6                  | 59             | —              | 14             | —              | 38                | 7          |
| \$500 to \$599 .....  | 65               | 43             | —              | 6              | 16             | 21                | —                  | 22             | —              | —              | —              | 16                | 6          |
| \$600 to \$749 .....  | 47               | 38             | —              | 25             | —              | 13                | —                  | 9              | —              | 4              | —              | 5                 | —          |
| \$750 or more .....   | 41               | 21             | —              | 11             | 4              | 6                 | —                  | 20             | —              | —              | 12             | 8                 | —          |
| Median .....  | \$287            | \$304          | —              | \$379          | \$266          | \$276             | \$250              | \$271          | —              | \$375          | \$324          | \$264             | \$213      |
| <b>Not mortgaged</b> .....  | <b>449</b>       | <b>113</b>     | <b>—</b>       | <b>12</b>      | <b>7</b>       | <b>31</b>         | <b>63</b>          | <b>336</b>     | <b>—</b>       | <b>10</b>      | <b>9</b>       | <b>111</b>        | <b>206</b> |
| Less than \$50 .....  | 7                | —              | —              | —              | —              | —                 | —                  | 7              | —              | —              | —              | 7                 | —          |
| \$50 to \$74 .....  | 12               | 12             | —              | 5              | —              | —                 | 7                  | —              | —              | —              | —              | —                 | —          |
| \$75 to \$99 .....  | 71               | 14             | —              | —              | 7              | 7                 | —                  | 57             | —              | —              | —              | 18                | 39         |
| \$100 to \$124 .....  | 126              | 36             | —              | 7              | —              | 9                 | 20                 | 90             | —              | —              | —              | 11                | 79         |
| \$125 to \$149 .....  | 126              | 27             | —              | —              | —              | 9                 | 18                 | 99             | —              | 10             | —              | 24                | 65         |
| \$150 to \$199 .....  | 78               | 15             | —              | —              | —              | 6                 | 9                  | 63             | —              | —              | 9              | 40                | 14         |
| \$200 to \$249 .....  | 29               | 9              | —              | —              | —              | —                 | 9                  | 20             | —              | —              | —              | 11                | 9          |
| \$250 or more .....   | —                | —              | —              | —              | —              | —                 | —                  | —              | —              | —              | —              | —                 | —          |
| Median .....  | \$127            | \$121          | —              | \$104          | \$88           | \$124             | \$131              | \$129          | —              | \$138          | \$175          | \$145             | \$120      |
| <b>SELECTED CHARACTERISTICS</b>   |                  |                |                |                |                |                   |                    |                |                |                |                |                   |            |
| Median selected monthly owner costs as percentage of household income in 1979 ..... | 33.9             | 28.0           | —              | 40.2           | 21.0           | 18.4              | 50+                | 36.5           | —              | 26.8           | 37.5           | 34.9              | 44.5       |
| With a mortgage .....   | 33.6             | 30.9           | —              | 39.6           | 24.5           | 22.0              | 50+                | 37.0           | —              | 28.2           | 29.4           | 33.1              | 50+        |
| Not mortgaged .....   | 34.2             | 19.3           | —              | 50+            | 10—            | 13.8              | 27.1               | 36.0           | —              | 12.5           | 50+            | 42.3              | 34.6       |
| Income in 1979 below poverty level .....  | 368              | 58             | —              | 7              | —              | 19                | 32                 | 310            | —              | 6              | 16             | 134               | 154        |
| Percent below poverty level .....   | 21.3             | 8.3            | —              | 3.5            | —              | 7.3               | 24.1               | 30.1           | —              | 8.6            | 18.4           | 27.3              | 40.5       |
| <b>Renter-occupied housing units</b> .....  | <b>5 781</b>     | <b>2 972</b>   | <b>581</b>     | <b>1 156</b>   | <b>444</b>     | <b>662</b>        | <b>129</b>         | <b>2 809</b>   | <b>447</b>     | <b>654</b>     | <b>235</b>     | <b>730</b>        | <b>743</b> |
| <b>PLUMBING FACILITIES</b>  |                  |                |                |                |                |                   |                    |                |                |                |                |                   |            |
| Complete plumbing for exclusive use .....   | 5 592            | 2 839          | 556            | 1 094          | 434            | 639               | 116                | 2 753          | 443            | 645            | 228            | 712               | 725        |
| Lacking complete plumbing for exclusive use .....                                   | 189              | 133            | 25             | 62             | 10             | 23                | 13                 | 56             | 4              | 9              | 7              | 18                | 18         |
| <b>UNITS IN STRUCTURE</b>   |                  |                |                |                |                |                   |                    |                |                |                |                |                   |            |
| 1, detached or attached .....   | 905              | 373            | 49             | 89             | 89             | 121               | 25                 | 532            | 13             | 97             | 26             | 263               | 133        |
| 2 .....   | 255              | 95             | 7              | 58             | 4              | 7                 | 19                 | 160            | 28             | 17             | 24             | 50                | 41         |
| 3 and 4 .....   | 454              | 224            | 38             | 104            | 10             | 59                | 13                 | 230            | 34             | 33             | 15             | 82                | 66         |
| 5 to 9 .....  | 522              | 284            | 38             | 108            | 58             | 80                | —                  | 238            | 42             | 82             | 37             | 39                | 38         |
| 10 to 49 .....  | 2 455            | 1 470          | 362            | 606            | 209            | 255               | 38                 | 985            | 218            | 276            | 99             | 185               | 207        |
| 50 or more .....  | 1 146            | 506            | 80             | 178            | 74             | 140               | 34                 | 640            | 101            | 149            | 27             | 105               | 258        |
| Mobile home or trailer, etc. ....   | 44               | 20             | 7              | 13             | —              | —                 | —                  | 24             | 11             | —              | 7              | 6                 | —          |
| <b>HOUSEHOLD INCOME IN 1979</b>   |                  |                |                |                |                |                   |                    |                |                |                |                |                   |            |
| Less than \$5,000 .....   | 2 300            | 892            | 197            | 281            | 86             | 224               | 104                | 1 408          | 190            | 126            | 96             | 354               | 642        |
| \$5,000 to \$9,999 .....  | 1 717            | 953            | 221            | 430            | 163            | 125               | 14                 | 764            | 145            | 236            | 109            | 214               | 60         |
| \$10,000 to \$12,499 .....  | 723              | 419            | 82             | 161            | 48             | 117               | 11                 | 304            | 83             | 91             | 21             | 79                | 30         |
| \$12,500 to \$14,999 .....  | 310              | 186            | 26             | 115            | 16             | 29                | —                  | 124            | —              | 102            | —              | 11                | 11         |
| \$15,000 to \$19,999 .....  | 449              | 297            | 44             | 133            | 47             | 73                | —                  | 152            | 15             | 79             | 9              | 49                | —          |
| \$20,000 to \$24,999 .....  | 146              | 104            | —              | 19             | 48             | 37                | —                  | 42             | 6              | 20             | —              | 16                | —          |
| \$25,000 to \$34,999 .....  | 79               | 71             | 5              | 12             | 30             | 24                | —                  | 8              | 8              | —              | —              | —                 | —          |
| \$35,000 to \$49,999 .....  | 46               | 39             | 6              | —              | —              | 33                | —                  | 7              | —              | —              | —              | 7                 | —          |
| \$50,000 or more .....  | 11               | 11             | —              | —              | —              | 6                 | —                  | —              | —              | —              | —              | —                 | —          |
| Median .....  | \$6 666          | \$8 149        | \$6 400        | \$8 825        | \$9 100        | \$9 308           | \$3 628            | \$4 990        | \$5 963        | \$9 443        | \$5 896        | \$5 208           | \$3 639    |
| Mean .....  | \$7 933          | \$9 379        | \$7 671        | \$9 076        | \$11 610       | \$10 957          | \$4 018            | \$6 402        | \$6 851        | \$9 451        | \$5 746        | \$6 393           | \$3 666    |
| <b>GROSS RENT</b>   |                  |                |                |                |                |                   |                    |                |                |                |                |                   |            |
| <b>Specified renter-occupied housing units</b> .....                                | <b>5 726</b>     | <b>2 960</b>   | <b>581</b>     | <b>1 150</b>   | <b>444</b>     | <b>656</b>        | <b>129</b>         | <b>2 766</b>   | <b>447</b>     | <b>647</b>     | <b>235</b>     | <b>694</b>        | <b>743</b> |
| Less than \$100 .....   | 730              | 170            | 17             | 24             | 8              | 57                | 64                 | 560            | 5              | 47             | 23             | 114               | 371        |
| \$100 to \$149 .....  | 660              | 366            | 66             | 117            | 71             | 104               | 8                  | 294            | 13             | 50             | 49             | 102               | 80         |
| \$150 to \$199 .....  | 1 411            | 802            | 153            | 360            | 110            | 167               | 12                 | 609            | 160            | 109            | 46             | 171               | 123        |
| \$200 to \$249 .....  | 1 491            | 880            | 189            | 352            | 131            | 181               | 27                 | 611            | 170            | 155            | 75             | 125               | 86         |
| \$250 to \$299 .....  | 688              | 332            | 91             | 125            | 75             | 35                | 6                  | 356            | 81             | 154            | 25             | 78                | 18         |
| \$300 to \$349 .....  | 407              | 211            | 23             | 84             | 24             | 74                | 6                  | 196            | 18             | 86             | 7              | 69                | 16         |
| \$350 to \$399 .....  | 154              | 96             | 30             | 32             | 12             | 16                | 6                  | 58             | —              | 30             | 10             | 11                | 7          |
| \$400 to \$499 .....  | 115              | 70             | 12             | 35             | 9              | 14                | —                  | 45             | —              | 16             | —              | 14                | 15         |
| \$500 or more .....   | 31               | 21             | —              | 9              | 4              | 8                 | —                  | 10             | —              | —              | —              | 10                | —          |
| No cash rent .....  | 39               | 12             | —              | 12             | —              | —                 | —                  | 27             | —              | —              | —              | —                 | 27         |
| Median .....  | \$201            | \$206          | \$209          | \$207          | \$212          | \$200             | \$111              | \$187          | \$211          | \$236          | \$190          | \$177             | \$95       |
| <b>SELECTED CHARACTERISTICS</b>   |                  |                |                |                |                |                   |                    |                |                |                |                |                   |            |
| Median gross rent as percentage of household income in 1979 .....                   | 31.5             | 29.5           | 37.6           | 28.6           | 27.4           | 26.7              | 27.9               | 33.7           | 37.4           | 30.7           | 38.2           | 33.4              | 35.1       |
| Income in 1979 below poverty level .....  | 1 811            | 689            | 171            | 225            | 61             | 163               | 69                 | 1 122          | 137            | 100            | 96             | 310               | 479        |
| Percent below poverty level .....   | 31.3             | 23.2           | 29.4           | 19.5           | 13.7           | 24.6              | 53.5               | 39.9           | 30.6           | 15.3           | 40.9           | 42.5              | 64.5       |

Table C-47. Value of Owner-Occupied Housing Units With an Asian or Pacific Islander Householder: 1980

[Data are estimates based on a sample, see Introduction. For meaning of symbols, see Introduction. For definitions of terms, see appendixes A and B]

| Central Cities of SMSA's  | Total    | Less than \$10,000 | \$10,000 to \$19,999 | \$20,000 to \$29,999 | \$30,000 to \$39,999 | \$40,000 to \$49,999 | \$50,000 to \$59,999 | \$60,000 to \$79,999 | \$80,000 to \$99,999 | \$100,000 to \$149,999 | \$150,000 or more | Median (dollars) | Mean (dollars) |
|---|----------|--------------------|----------------------|----------------------|----------------------|----------------------|----------------------|----------------------|----------------------|------------------------|-------------------|------------------|----------------|
| <b>Specified owner-occupied housing units</b> -----   | 1 791    | 4                  | 6                    | 30                   | 100                  | 225                  | 314                  | 632                  | 255                  | 196                    | 29                | 66 000           | 71 500         |
| <b>HOUSEHOLD TYPE AND AGE OF HOUSEHOLDER</b>  |          |                    |                      |                      |                      |                      |                      |                      |                      |                        |                   |                  |                |
| <b>Married-couple families</b> -----  | 1 295    | --                 | --                   | 11                   | 47                   | 121                  | 182                  | 525                  | 212                  | 168                    | 29                | 71 500           | 76 700         |
| 15 to 24 years -----  | 36       | --                 | --                   | --                   | --                   | --                   | 15                   | 16                   | 5                    | --                     | --                | 62 500           | 64 200         |
| 25 to 34 years -----  | 306      | --                 | --                   | 11                   | 6                    | 54                   | 17                   | 134                  | 33                   | 51                     | --                | 72 300           | 72 600         |
| 35 to 44 years -----  | 304      | --                 | --                   | --                   | 6                    | 5                    | 31                   | 103                  | 99                   | 54                     | 6                 | 82 100           | 85 700         |
| 45 to 64 years -----  | 573      | --                 | --                   | --                   | 29                   | 34                   | 106                  | 265                  | 69                   | 45                     | 23                | 68 500           | 75 800         |
| 65 years and over -----   | 74       | --                 | --                   | --                   | 6                    | 26                   | 13                   | 7                    | 6                    | 18                     | --                | 55 000           | 69 600         |
| <b>Male householder, no wife present</b> -----  | 196      | 4                  | --                   | 14                   | 15                   | 20                   | 74                   | 31                   | 16                   | 22                     | --                | 54 700           | 61 600         |
| 15 to 24 years -----  | 18       | --                 | --                   | --                   | --                   | --                   | 12                   | --                   | --                   | 6                      | --                | 53 800           | 80 800         |
| 25 to 34 years -----  | 63       | --                 | --                   | 7                    | 3                    | 6                    | 12                   | 24                   | 6                    | 5                      | --                | 67 900           | 64 700         |
| 35 to 44 years -----  | 32       | --                 | --                   | --                   | 6                    | --                   | 22                   | --                   | 4                    | --                     | --                | 53 300           | 53 900         |
| 45 to 64 years -----  | 75       | 4                  | --                   | 7                    | 6                    | 6                    | 28                   | 7                    | 6                    | 11                     | --                | 54 800           | 59 100         |
| 65 years and over -----   | 8        | --                 | --                   | --                   | --                   | 8                    | --                   | --                   | --                   | --                     | --                | 47 500           | 47 500         |
| <b>Female householder, no husband present</b> -----   | 300      | --                 | 6                    | 5                    | 38                   | 84                   | 58                   | 76                   | 27                   | 6                      | --                | 54 300           | 55 500         |
| 15 to 24 years -----  | 6        | --                 | --                   | --                   | --                   | --                   | 6                    | --                   | --                   | --                     | --                | 57 500           | 57 500         |
| 25 to 34 years -----  | 62       | --                 | --                   | --                   | 7                    | 22                   | 9                    | 24                   | --                   | --                     | --                | 52 500           | 53 400         |
| 35 to 44 years -----  | 51       | --                 | --                   | --                   | --                   | 32                   | --                   | 10                   | 9                    | --                     | --                | 48 800           | 58 200         |
| 45 to 64 years -----  | 144      | --                 | 6                    | --                   | 31                   | 15                   | 43                   | 25                   | 18                   | 6                      | --                | 55 700           | 56 200         |
| 65 years and over -----   | 37       | --                 | --                   | 5                    | --                   | 15                   | --                   | 17                   | --                   | --                     | --                | 44 500           | 51 900         |
| <b>Median age</b> -----   | 45.4     | 47.5               | 57.5                 | 33.6                 | 51.9                 | 43.2                 | 50.8                 | 45.2                 | 42.5                 | 42.5                   | 48.0              | ...              | ...            |
| <b>YEAR HOUSEHOLDER MOVED INTO UNIT</b>   |          |                    |                      |                      |                      |                      |                      |                      |                      |                        |                   |                  |                |
| 1979 to March 1980 -----  | 375      | --                 | --                   | --                   | 12                   | 58                   | 89                   | 129                  | 51                   | 36                     | --                | 63 400           | 69 900         |
| 1975 to 1978 -----  | 559      | --                 | --                   | 13                   | 21                   | 47                   | 81                   | 201                  | 107                  | 63                     | 26                | 71 200           | 77 400         |
| 1970 to 1974 -----  | 301      | --                 | --                   | 12                   | 10                   | 15                   | 60                   | 139                  | 19                   | 43                     | 3                 | 71 700           | 73 000         |
| 1960 to 1969 -----  | 392      | --                 | 6                    | --                   | 37                   | 69                   | 58                   | 114                  | 61                   | 47                     | --                | 64 800           | 68 500         |
| 1959 or earlier -----   | 164      | 4                  | --                   | 5                    | 20                   | 36                   | 26                   | 49                   | 17                   | 7                      | --                | 56 500           | 59 400         |
| <b>ROOMS</b>  |          |                    |                      |                      |                      |                      |                      |                      |                      |                        |                   |                  |                |
| 1 to 3 rooms -----  | 108      | --                 | --                   | 5                    | 9                    | 32                   | 14                   | 28                   | 10                   | 10                     | --                | 55 000           | 63 600         |
| 4 rooms -----   | 161      | --                 | --                   | 13                   | 24                   | 21                   | 44                   | 47                   | 6                    | 6                      | --                | 55 500           | 55 100         |
| 5 rooms -----   | 242      | 4                  | --                   | 5                    | 44                   | 58                   | 57                   | 45                   | --                   | 23                     | 6                 | 52 400           | 60 200         |
| 6 rooms -----   | 371      | --                 | 6                    | 7                    | 17                   | 51                   | 66                   | 153                  | 46                   | 19                     | 6                 | 63 000           | 66 500         |
| 7 rooms -----   | 313      | --                 | --                   | --                   | 6                    | 36                   | 79                   | 114                  | 42                   | 33                     | 3                 | 66 400           | 71 900         |
| 8 or more rooms -----   | 596      | --                 | --                   | --                   | --                   | 27                   | 54                   | 245                  | 151                  | 105                    | 14                | 78 000           | 84 800         |
| <b>Median</b> -----   | 6.5      | 5.0                | 6.0                  | 4.3                  | 4.9                  | 5.5                  | 6.1                  | 6.9                  | 7.9                  | 7.7                    | 7.3               | ...              | ...            |
| <b>BEDROOMS</b>   |          |                    |                      |                      |                      |                      |                      |                      |                      |                        |                   |                  |                |
| None -----  | 10       | --                 | --                   | --                   | --                   | 5                    | --                   | --                   | --                   | 5                      | --                | 75 000           | 80 000         |
| 1 -----   | 61       | --                 | --                   | 5                    | 9                    | 15                   | 6                    | 16                   | 5                    | 5                      | --                | 56 300           | 61 000         |
| 2 -----   | 334      | --                 | --                   | 13                   | 64                   | 71                   | 79                   | 80                   | 11                   | 16                     | --                | 51 900           | 55 000         |
| 3 -----   | 681      | 4                  | 6                    | 12                   | 15                   | 98                   | 127                  | 264                  | 81                   | 62                     | 12                | 64 300           | 69 900         |
| 4 -----   | 450      | --                 | --                   | --                   | 12                   | 29                   | 77                   | 144                  | 101                  | 84                     | 3                 | 75 500           | 80 300         |
| 5 or more -----   | 255      | --                 | --                   | --                   | --                   | 7                    | 25                   | 128                  | 57                   | 24                     | 14                | 74 100           | 84 100         |
| <b>YEAR STRUCTURE BUILT</b>   |          |                    |                      |                      |                      |                      |                      |                      |                      |                        |                   |                  |                |
| 1975 to March 1980 -----  | 272      | --                 | --                   | --                   | --                   | 6                    | 43                   | 72                   | 86                   | 59                     | 6                 | 83 800           | 85 300         |
| 1970 to 1974 -----  | 217      | --                 | --                   | 5                    | --                   | 27                   | 53                   | 78                   | 24                   | 27                     | 3                 | 64 900           | 72 400         |
| 1960 to 1969 -----  | 501      | --                 | --                   | --                   | 49                   | 63                   | 71                   | 201                  | 78                   | 26                     | 13                | 64 700           | 69 500         |
| 1950 to 1959 -----  | 399      | --                 | --                   | --                   | 12                   | 59                   | 64                   | 189                  | 30                   | 45                     | --                | 66 900           | 69 800         |
| 1940 to 1949 -----  | 159      | --                 | --                   | 13                   | 22                   | 25                   | 42                   | 30                   | 11                   | 16                     | --                | 53 400           | 59 900         |
| 1939 or earlier -----   | 243      | 4                  | 6                    | 12                   | 17                   | 45                   | 41                   | 62                   | 26                   | 23                     | 7                 | 59 300           | 69 700         |
| <b>HOUSEHOLD INCOME IN 1979</b>   |          |                    |                      |                      |                      |                      |                      |                      |                      |                        |                   |                  |                |
| Less than \$5,000 -----   | 77       | --                 | --                   | --                   | 21                   | 11                   | 15                   | 18                   | 6                    | 6                      | --                | 54 600           | 59 400         |
| \$5,000 to \$9,999 -----  | 127      | --                 | 6                    | 5                    | 22                   | 39                   | 21                   | 20                   | 6                    | 8                      | --                | 48 400           | 53 500         |
| \$10,000 to \$12,499 -----  | 98       | --                 | --                   | --                   | 6                    | 19                   | 5                    | 55                   | 6                    | 7                      | --                | 65 900           | 65 800         |
| \$12,500 to \$14,999 -----  | 62       | --                 | --                   | --                   | 6                    | 5                    | 20                   | 25                   | --                   | 6                      | --                | 60 000           | 64 400         |
| \$15,000 to \$19,999 -----  | 291      | --                 | --                   | 13                   | 9                    | 40                   | 101                  | 86                   | 12                   | 30                     | --                | 58 300           | 64 100         |
| \$20,000 to \$24,999 -----  | 354      | 4                  | --                   | 7                    | 7                    | 59                   | 83                   | 145                  | 41                   | 8                      | --                | 62 200           | 63 400         |
| \$25,000 to \$34,999 -----  | 395      | --                 | --                   | 5                    | 11                   | 52                   | 25                   | 149                  | 105                  | 35                     | 13                | 75 200           | 77 600         |
| \$35,000 to \$49,999 -----  | 255      | --                 | --                   | --                   | 9                    | --                   | 36                   | 87                   | 56                   | 61                     | 6                 | 78 900           | 84 200         |
| \$50,000 or more -----  | 132      | --                 | --                   | --                   | 9                    | --                   | 8                    | 47                   | 23                   | 35                     | 10                | 83 300           | 94 700         |
| <b>Median</b> -----   | \$23 169 | \$23 750           | \$6 250              | \$16 923             | \$12 917             | \$19 766             | \$19 702             | \$23 382             | \$27 961             | \$34 581               | \$35 993          | ...              | ...            |
| <b>Mean</b> -----   | \$26 178 | \$23 325           | \$7 230              | \$17 730             | \$23 092             | \$18 274             | \$22 000             | \$26 636             | \$30 657             | \$35 582               | \$43 501          | ...              | ...            |
| <b>MORTGAGE STATUS AND SELECTED MONTHLY OWNER COSTS AS PERCENTAGE OF HOUSEHOLD INCOME IN 1979</b> |          |                    |                      |                      |                      |                      |                      |                      |                      |                        |                   |                  |                |
| <b>With a mortgage</b> -----  | 1 576    | 4                  | 6                    | 25                   | 74                   | 189                  | 252                  | 582                  | 250                  | 171                    | 23                | 67 600           | 72 300         |
| Less than 15 percent -----  | 500      | 4                  | --                   | 7                    | 36                   | 66                   | 75                   | 189                  | 69                   | 51                     | 3                 | 65 600           | 69 500         |
| 15 to 19 percent -----  | 278      | --                 | --                   | 11                   | --                   | 5                    | 40                   | 132                  | 57                   | 27                     | 6                 | 73 000           | 75 800         |
| 20 to 24 percent -----  | 157      | --                 | --                   | --                   | 6                    | 17                   | 11                   | 48                   | 48                   | 20                     | 7                 | 78 700           | 86 100         |
| 25 to 29 percent -----  | 174      | --                 | --                   | --                   | 7                    | --                   | 38                   | 63                   | 25                   | 7                      | --                | 62 000           | 65 700         |
| 30 to 34 percent -----  | 120      | --                 | 6                    | --                   | --                   | 7                    | 21                   | 30                   | 22                   | 34                     | --                | 73 200           | 81 500         |
| 35 percent or more -----  | 347      | --                 | --                   | --                   | 32                   | 56                   | 71                   | 120                  | 29                   | 32                     | 7                 | 62 800           | 67 600         |
| Not computed -----  | --       | --                 | --                   | --                   | --                   | --                   | --                   | --                   | --                   | --                     | --                | --               | --             |
| <b>Median</b> -----   | 20.3     | 12.5               | 32.5                 | 17.5                 | 20.8                 | 25.9                 | 25.0                 | 18.9                 | 19.9                 | 21.9                   | 21.8              | ...              | ...            |
| <b>Not mortgaged</b> -----  | 215      | --                 | --                   | 5                    | 26                   | 36                   | 62                   | 50                   | 5                    | 25                     | 6                 | 57 400           | 65 300         |
| Less than 10 percent -----  | 90       | --                 | --                   | --                   | 9                    | 11                   | 42                   | 15                   | --                   | 13                     | --                | 57 000           | 65 000         |
| 10 to 14 percent -----  | 59       | --                 | --                   | 5                    | 6                    | 5                    | 12                   | 22                   | 5                    | 4                      | --                | 65 500           | 61 300         |
| 15 to 19 percent -----  | 21       | --                 | --                   | --                   | 11                   | 4                    | --                   | --                   | --                   | --                     | 6                 | 39 500           | 77 300         |
| 20 to 24 percent -----  | 8        | --                 | --                   | --                   | --                   | --                   | 8                    | --                   | --                   | --                     | --                | 57 500           | 57 500         |
| 25 to 29 percent -----  | 24       | --                 | --                   | --                   | --                   | 16                   | --                   | --                   | --                   | 8                      | --                | 47 500           | 67 500         |
| 30 to 34 percent -----  | 5        | --                 | --                   | --                   | --                   | --                   | --                   | 5                    | --                   | --                     | --                | 72 500           | 72 500         |
| 35 percent or more -----  | 8        | --                 | --                   | --                   | --                   | --                   | --                   | 8                    | --                   | --                     | --                | 62 500           | 62 500         |
| Not computed -----  | --       | --                 | --                   | --                   | --                   | --                   | --                   | --                   | --                   | --                     | --                | --               | --             |
| <b>Median</b> -----   | 11.5     | --                 | --                   | 12.5                 | 13.3                 | 17.5                 | 10--                 | 12.3                 | 12.5                 | 10--                   | 17.5              | ...              | ...            |
| <b>SELECTED CHARACTERISTICS</b>   |          |                    |                      |                      |                      |                      |                      |                      |                      |                        |                   |                  |                |
| <b>Complete plumbing for exclusive use</b> -----  | 1 791    | 4                  | 6                    | 30                   | 100                  | 225                  | 314                  | 632                  | 255                  | 196                    | 29                | 66 000           | 71 500         |
| 1.01 or more persons per room -----   | 136      | --                 | --                   | 5                    | 14                   | 25                   | 38                   | 47                   | 2                    | 5                      | --                | 55 600           | 57 100         |
| <b>Lacking complete plumbing for exclusive use</b> -----  | --       | --                 | --                   | --                   | --                   | --                   | --                   | --                   | --                   | --                     | --                | --               | --             |
| 1.01 or more persons per room -----   | --       | --                 | --                   | --                   | --                   | --                   | --                   | --                   | --                   | --                     | --                | --               | --             |
| <b>Heating equipment</b> -----  | 1 785    | 4                  | 6                    | 30                   | 100                  | 225                  | 314                  | 632                  | 255                  | 196                    | 23                | 65 900           | 71 100         |
| Central heating system -----  | 1 723    | 4                  | 6                    | 30                   | 94                   | 210                  | 314                  | 591                  | 255                  | 196                    | 23                | 66 000           | 71 500         |
| <b>Air conditioning</b> -----   | 458      | --                 | --                   | 7                    | 21                   | 65                   | 70                   | 152                  | 86                   | 41                     | 16                | 67 800           | 74 100         |
| Central system -----  | 259      | --                 | --                   | --                   | --                   | 16                   | 56                   | 86                   | 55                   | 30                     | 16                | 75 700           | 81 800         |
| <b>Income in 1979 below poverty level</b> -----   | 77       | --                 | --                   | --                   | 21                   | 11                   | 15                   | 18                   | 6                    | 6                      | --                | 54 600           | 59 100         |
| Percent below poverty level -----   | 4.3      | --                 | --                   | --                   | 21.0                 | 4.9                  | 4.8                  | 2.8                  | 2.4                  | 3.1                    | --                | ...              | ...            |

Table C—48. Gross Rent of Renter-Occupied Housing Units With an Asian or Pacific Islander Householder: 1980

[Data are estimates based on a sample, see Introduction. For meaning of symbols, see Introduction. For definitions of terms, see appendixes A and B]

| Central Cities of SMSA's  | Total        | Less than \$100 | \$100 to \$149 | \$150 to \$199 | \$200 to \$249 | \$250 to \$299 | \$300 to \$349 | \$350 to \$399 | \$400 to \$499 | \$500 or more | No cash rent | Median (dollars) |
|---|--------------|-----------------|----------------|----------------|----------------|----------------|----------------|----------------|----------------|---------------|--------------|------------------|
| <b>Specified renter-occupied housing units</b>                            | <b>2 454</b> | <b>204</b>      | <b>218</b>     | <b>543</b>     | <b>579</b>     | <b>464</b>     | <b>151</b>     | <b>88</b>      | <b>122</b>     | <b>51</b>     | <b>34</b>    | <b>224</b>       |
| <b>HOUSEHOLD TYPE AND AGE OF HOUSEHOLDER</b>                              |              |                 |                |                |                |                |                |                |                |               |              |                  |
| <b>Married-couple families</b>  | <b>946</b>   | <b>76</b>       | <b>33</b>      | <b>289</b>     | <b>199</b>     | <b>180</b>     | <b>39</b>      | <b>35</b>      | <b>44</b>      | <b>38</b>     | <b>13</b>    | <b>222</b>       |
| 15 to 24 years  | 109          | 9               | —              | 36             | 23             | 28             | 8              | —              | —              | 5             | —            | 216              |
| 25 to 34 years  | 445          | 25              | 18             | 142            | 64             | 126            | 10             | 24             | 12             | 18            | 6            | 226              |
| 35 to 44 years  | 196          | 13              | 5              | 64             | 58             | 14             | —              | 6              | 28             | 8             | —            | 218              |
| 45 to 64 years  | 150          | 12              | 10             | 25             | 47             | 12             | 21             | 5              | 4              | 7             | 7            | 238              |
| 65 years and over   | 46           | 17              | —              | 22             | 7              | —              | —              | —              | —              | —             | —            | 169              |
| <b>Male householder, no wife present</b>                                  | <b>814</b>   | <b>57</b>       | <b>62</b>      | <b>140</b>     | <b>206</b>     | <b>175</b>     | <b>69</b>      | <b>42</b>      | <b>43</b>      | <b>5</b>      | <b>15</b>    | <b>233</b>       |
| 15 to 24 years  | 284          | 11              | 15             | 24             | 78             | 73             | 18             | 19             | 37             | —             | 9            | 256              |
| 25 to 34 years  | 323          | 13              | 16             | 72             | 87             | 79             | 27             | 18             | 6              | 5             | —            | 233              |
| 35 to 44 years  | 86           | 8               | 5              | 27             | 19             | 17             | 5              | 5              | —              | —             | —            | 213              |
| 45 to 64 years  | 97           | 19              | 18             | 13             | 22             | —              | 19             | —              | —              | —             | 6            | 187              |
| 65 years and over   | 24           | 6               | 8              | 4              | —              | 6              | —              | —              | —              | —             | —            | 148              |
| <b>Female householder, no husband present</b>                             | <b>694</b>   | <b>71</b>       | <b>123</b>     | <b>114</b>     | <b>174</b>     | <b>109</b>     | <b>43</b>      | <b>11</b>      | <b>35</b>      | <b>8</b>      | <b>6</b>     | <b>213</b>       |
| 15 to 24 years  | 120          | —               | —              | 17             | 46             | 20             | 14             | —              | 17             | —             | 6            | 245              |
| 25 to 34 years  | 188          | 4               | 24             | 38             | 41             | 48             | 18             | —              | 7              | 8             | —            | 236              |
| 35 to 44 years  | 118          | 6               | 17             | 25             | 47             | 7              | 5              | —              | 11             | —             | —            | 215              |
| 45 to 64 years  | 84           | 10              | 8              | 20             | 13             | 29             | —              | 4              | —              | —             | —            | 214              |
| 65 years and over   | 184          | 51              | 74             | 14             | 27             | 5              | 6              | 7              | —              | —             | —            | 128              |
| <b>Median age</b>   | <b>32.2</b>  | <b>51.0</b>     | <b>48.2</b>    | <b>33.1</b>    | <b>32.2</b>    | <b>28.0</b>    | <b>29.7</b>    | <b>31.5</b>    | <b>26.6</b>    | <b>31.3</b>   | <b>31.7</b>  | <b>...</b>       |
| <b>YEAR HOUSEHOLDER MOVED INTO UNIT</b>                                   |              |                 |                |                |                |                |                |                |                |               |              |                  |
| 1979 to March 1980  | 1 714        | 109             | 115            | 392            | 422            | 345            | 125            | 65             | 99             | 36            | 6            | 232              |
| 1975 to 1978  | 494          | 43              | 57             | 93             | 109            | 102            | 20             | 17             | 23             | 8             | 22           | 219              |
| 1970 to 1974  | 128          | 37              | 32             | 20             | 20             | 6              | —              | —              | —              | 7             | 6            | 145              |
| 1960 to 1969  | 87           | 15              | 10             | 38             | 12             | 6              | 6              | —              | —              | —             | —            | 180              |
| 1959 or earlier   | 31           | —               | 4              | —              | 16             | 5              | —              | 6              | —              | —             | —            | 218              |
| <b>ROOMS</b>  |              |                 |                |                |                |                |                |                |                |               |              |                  |
| 1 room  | 291          | 32              | 44             | 147            | 52             | 16             | —              | —              | —              | —             | —            | 169              |
| 2 rooms   | 387          | 40              | 30             | 114            | 74             | 75             | 35             | 13             | 6              | —             | —            | 204              |
| 3 rooms   | 723          | 50              | 78             | 117            | 286            | 140            | 34             | 11             | 7              | —             | —            | 222              |
| 4 rooms   | 682          | 63              | 28             | 128            | 133            | 185            | 54             | 21             | 57             | 7             | 6            | 246              |
| 5 rooms   | 203          | 13              | 16             | 20             | 34             | 20             | 23             | 23             | 34             | 14            | 6            | 288              |
| 6 rooms   | 46           | —               | —              | —              | —              | 11             | 5              | 14             | 7              | 9             | —            | 375              |
| 7 or more rooms   | 122          | 6               | 22             | 17             | —              | 17             | —              | 6              | 11             | 21            | 22           | 271              |
| <b>Median</b>   | <b>3.3</b>   | <b>3.1</b>      | <b>2.9</b>     | <b>2.6</b>     | <b>3.1</b>     | <b>3.5</b>     | <b>3.6</b>     | <b>4.5</b>     | <b>4.3</b>     | <b>6.0</b>    | <b>7.1</b>   | <b>...</b>       |
| <b>PLUMBING FACILITIES BY PERSONS PER ROOM AND POVERTY STATUS IN 1979</b> |              |                 |                |                |                |                |                |                |                |               |              |                  |
| <b>All income levels in 1979</b>  | <b>2 454</b> | <b>204</b>      | <b>218</b>     | <b>543</b>     | <b>579</b>     | <b>464</b>     | <b>151</b>     | <b>88</b>      | <b>122</b>     | <b>51</b>     | <b>34</b>    | <b>224</b>       |
| Complete plumbing for exclusive use                                       | 2 259        | 151             | 185            | 503            | 556            | 451            | 143            | 88             | 109            | 39            | 34           | 227              |
| 0.50 or less  | 1 029        | 88              | 94             | 122            | 254            | 231            | 116            | 46             | 25             | 25            | 28           | 240              |
| 0.51 to 1.00  | 804          | 29              | 79             | 231            | 223            | 155            | 13             | 21             | 39             | 14            | —            | 217              |
| 1.01 to 1.50  | 180          | 15              | 12             | 40             | 33             | 22             | 9              | 16             | 27             | —             | 6            | 232              |
| 1.51 or more  | 246          | 19              | —              | 110            | 46             | 43             | 5              | 5              | 18             | —             | —            | 199              |
| Lacking complete plumbing for exclusive use                               | 195          | 53              | 33             | 40             | 23             | 13             | 8              | —              | 13             | 12            | —            | 156              |
| 0.50 or less  | 55           | 20              | 10             | 5              | —              | 13             | —              | —              | —              | 7             | —            | 108              |
| 0.51 to 1.00  | 58           | 14              | 17             | 7              | 15             | —              | —              | —              | —              | 5             | —            | 129              |
| 1.01 to 1.50  | 36           | 19              | —              | 10             | —              | —              | —              | —              | 7              | —             | —            | 79               |
| 1.51 or more  | 46           | —               | 6              | 18             | 8              | —              | 8              | —              | 6              | —             | —            | 168              |
| <b>Income in 1979 below poverty level</b>                                 | <b>800</b>   | <b>121</b>      | <b>71</b>      | <b>197</b>     | <b>185</b>     | <b>87</b>      | <b>46</b>      | <b>32</b>      | <b>61</b>      | <b>—</b>      | <b>—</b>     | <b>203</b>       |
| Complete plumbing for exclusive use                                       | 706          | 87              | 62             | 174            | 177            | 80             | 46             | 32             | 48             | —             | —            | 207              |
| 1.01 or more persons per room   | 238          | 28              | 12             | 61             | 41             | 32             | 14             | 21             | 29             | —             | —            | 225              |
| Lacking complete plumbing for exclusive use                               | 94           | 34              | 9              | 23             | 8              | 7              | —              | —              | 13             | —             | —            | 153              |
| 1.01 or more persons per room   | 39           | —               | —              | 18             | 8              | —              | —              | —              | 13             | —             | —            | 205              |
| <b>BEDROOMS</b>   |              |                 |                |                |                |                |                |                |                |               |              |                  |
| None  | 336          | 37              | 59             | 156            | 60             | 16             | 8              | —              | —              | —             | —            | 170              |
| 1   | 1 112        | 95              | 100            | 215            | 357            | 241            | 67             | 24             | 6              | 7             | —            | 222              |
| 2   | 741          | 40              | 33             | 148            | 155            | 181            | 54             | 40             | 67             | 17            | 6            | 248              |
| 3   | 172          | 19              | 11             | 16             | 7              | 21             | 22             | 18             | 32             | 14            | 12           | 314              |
| 4   | 73           | 13              | 15             | 8              | —              | 5              | —              | 6              | 11             | 8             | 7            | 176              |
| 5 or more   | 20           | —               | —              | —              | —              | —              | —              | —              | 6              | 5             | 9            | 492              |
| <b>UNITS IN STRUCTURE</b>   |              |                 |                |                |                |                |                |                |                |               |              |                  |
| 1, detached or attached   | 357          | 18              | 16             | 40             | 50             | 48             | 26             | 47             | 45             | 39            | 28           | 294              |
| 2   | 84           | 14              | 8              | 14             | 17             | 6              | 19             | —              | —              | —             | 6            | 213              |
| 3 and 4   | 209          | —               | 31             | 43             | 49             | 52             | 19             | —              | 10             | 5             | —            | 228              |
| 5 to 9  | 251          | 53              | 16             | 63             | 32             | 50             | 6              | 8              | 23             | —             | —            | 188              |
| 10 to 49  | 982          | 39              | 85             | 258            | 302            | 204            | 53             | 19             | 19             | 7             | —            | 223              |
| 50 or more  | 561          | 80              | 62             | 125            | 129            | 100            | 28             | 18             | 19             | —             | —            | 206              |
| Mobile home or trailer, etc.  | 10           | —               | —              | —              | —              | 4              | —              | —              | 6              | —             | —            | 417              |
| <b>YEAR STRUCTURE BUILT</b>   |              |                 |                |                |                |                |                |                |                |               |              |                  |
| 1975 to March 1980  | 213          | 5               | —              | —              | 51             | 83             | 18             | 19             | 37             | —             | —            | 280              |
| 1970 to 1974  | 696          | 67              | 74             | 193            | 161            | 137            | 43             | 5              | 7              | 9             | —            | 205              |
| 1960 to 1969  | 652          | 30              | 28             | 136            | 182            | 158            | 35             | 11             | 34             | 22            | 16           | 237              |
| 1950 to 1959  | 305          | 34              | 15             | 67             | 84             | 33             | 14             | 28             | 19             | 5             | 6            | 222              |
| 1940 to 1949  | 214          | 27              | 27             | 52             | 51             | 28             | 13             | 4              | —              | —             | 12           | 198              |
| 1939 or earlier   | 374          | 41              | 74             | 95             | 50             | 25             | 28             | 21             | 25             | 15            | —            | 179              |
| <b>STORIES IN STRUCTURE</b>   |              |                 |                |                |                |                |                |                |                |               |              |                  |
| 1 to 3  | 2 083        | 150             | 154            | 470            | 505            | 405            | 132            | 70             | 112            | 51            | 34           | 227              |
| 4 or more   | 371          | 54              | 64             | 73             | 74             | 59             | 19             | 18             | 10             | —             | —            | 198              |
| With elevator   | 302          | 41              | 56             | 50             | 69             | 46             | 19             | 18             | 3              | —             | —            | 204              |
| <b>GROSS RENT AS PERCENTAGE OF HOUSEHOLD INCOME IN 1979</b>               |              |                 |                |                |                |                |                |                |                |               |              |                  |
| Less than 15 percent  | 514          | 75              | 86             | 125            | 99             | 80             | 21             | —              | 12             | 16            | ...          | 194              |
| 15 to 19 percent  | 306          | 29              | 6              | 46             | 89             | 85             | 25             | 22             | 4              | —             | ...          | 244              |
| 20 to 24 percent  | 209          | 21              | 19             | 53             | 65             | 32             | 5              | —              | 14             | —             | ...          | 210              |
| 25 to 29 percent  | 237          | 8               | 22             | 56             | 44             | 55             | 11             | 6              | 13             | 22            | ...          | 242              |
| 30 to 34 percent  | 118          | 9               | 17             | 45             | 11             | 13             | 9              | 14             | —              | —             | ...          | 184              |
| 35 to 49 percent  | 348          | 10              | 42             | 37             | 97             | 73             | 26             | 14             | 49             | —             | ...          | 242              |
| 50 percent or more  | 504          | 29              | 21             | 111            | 122            | 121            | 46             | 20             | 21             | 13            | ...          | 238              |
| Not computed  | 218          | 23              | 5              | 70             | 52             | 5              | 8              | 12             | 9              | —             | 34           | 185              |
| <b>Median</b>   | <b>26.9</b>  | <b>17.7</b>     | <b>23.8</b>    | <b>26.1</b>    | <b>26.2</b>    | <b>28.0</b>    | <b>35.2</b>    | <b>33.6</b>    | <b>41.3</b>    | <b>27.2</b>   | <b>...</b>   | <b>...</b>       |
| <b>SELECTED CHARACTERISTICS</b>   |              |                 |                |                |                |                |                |                |                |               |              |                  |
| <b>Heating equipment</b>  | <b>2 444</b> | <b>204</b>      | <b>218</b>     | <b>543</b>     | <b>579</b>     | <b>454</b>     | <b>151</b>     | <b>88</b>      | <b>122</b>     | <b>51</b>     | <b>34</b>    | <b>223</b>       |
| Central heating system  | 2 315        | 176             | 218            | 521            | 546            | 436            | 151            | 82             | 114            | 46            | 25           | 223              |
| <b>Air conditioning</b>   | <b>1 000</b> | <b>59</b>       | <b>58</b>      | <b>120</b>     | <b>305</b>     | <b>290</b>     | <b>83</b>      | <b>37</b>      | <b>26</b>      | <b>9</b>      | <b>13</b>    | <b>243</b>       |
| Central system  | 460          | 37              | 54             | 46             | 109            | 128            | 31             | 20             | 13             | 9             | 13           | 244              |



**Table C—50. Income and Poverty Status in 1979 of Renter-Occupied Housing Units With an Asian or Pacific Islander Householder: 1980**

[Data are estimates based on a sample, see Introduction. For meaning of symbols, see Introduction. For definitions of terms, see appendixes A and B.]

| Central Cities of SMSA's                                    | Household income in 1979 |                   |                    |                      |                      |                      |                      |                      |                      |                  |                  | Income in 1979 below poverty level |                |
|---|--------------------------|-------------------|--------------------|----------------------|----------------------|----------------------|----------------------|----------------------|----------------------|------------------|------------------|------------------------------------|----------------|
|   | Total                    | Less than \$5,000 | \$5,000 to \$9,999 | \$10,000 to \$12,499 | \$12,500 to \$14,999 | \$15,000 to \$19,999 | \$20,000 to \$24,999 | \$25,000 to \$34,999 | \$35,000 to \$49,999 | \$50,000 or more | Median (dollars) |                                    | Mean (dollars) |
| <b>Renter-occupied housing units</b> -----                  | <b>2 471</b>             | <b>713</b>        | <b>598</b>         | <b>241</b>           | <b>148</b>           | <b>332</b>           | <b>203</b>           | <b>166</b>           | <b>29</b>            | <b>41</b>        | <b>9 052</b>     | <b>11 708</b>                      | <b>800</b>     |
| <b>HOUSEHOLD TYPE AND AGE OF HOUSEHOLDER</b>                |                          |                   |                    |                      |                      |                      |                      |                      |                      |                  |                  |                                    |                |
| <b>Married-couple families</b> -----                        | <b>955</b>               | <b>235</b>        | <b>161</b>         | <b>97</b>            | <b>47</b>            | <b>186</b>           | <b>110</b>           | <b>71</b>            | <b>19</b>            | <b>29</b>        | <b>12 101</b>    | <b>14 145</b>                      | <b>312</b>     |
| 15 to 24 years -----  | 118                      | 45                | 36                 | 8                    | —                    | 16                   | 5                    | 8                    | —                    | —                | 7 333            | 9 304                              | 45             |
| 25 to 34 years -----  | 445                      | 109               | 57                 | 60                   | 14                   | 90                   | 68                   | 24                   | 14                   | 9                | 12 354           | 14 043                             | 119            |
| 35 to 44 years -----  | 196                      | 48                | 35                 | 9                    | —                    | 56                   | 18                   | 19                   | 5                    | 6                | 15 625           | 14 846                             | 76             |
| 45 to 64 years -----  | 150                      | 33                | 18                 | 13                   | 26                   | 14                   | 19                   | 13                   | —                    | 14               | 13 558           | 16 849                             | 72             |
| 65 years and over -----                                     | 46                       | —                 | 15                 | 7                    | 7                    | 10                   | —                    | 7                    | —                    | —                | 12 857           | 15 755                             | —              |
| <b>Male householder, no wife present</b> -----              | <b>818</b>               | <b>210</b>        | <b>188</b>         | <b>99</b>            | <b>85</b>            | <b>105</b>           | <b>57</b>            | <b>67</b>            | <b>—</b>             | <b>7</b>         | <b>10 278</b>    | <b>11 448</b>                      | <b>210</b>     |
| 15 to 24 years -----  | 284                      | 104               | 71                 | 39                   | 39                   | 7                    | 18                   | 6                    | —                    | —                | 6 727            | 7 926                              | 127            |
| 25 to 34 years -----  | 323                      | 38                | 86                 | 38                   | 39                   | 67                   | 18                   | 37                   | —                    | —                | 12 467           | 13 190                             | 46             |
| 35 to 44 years -----  | 86                       | 25                | 15                 | 10                   | —                    | 12                   | 6                    | 18                   | —                    | —                | 10 750           | 12 392                             | 15             |
| 45 to 64 years -----  | 101                      | 25                | 10                 | 12                   | 7                    | 19                   | 15                   | 6                    | —                    | 7                | 13 750           | 16 574                             | 16             |
| 65 years and over -----                                     | 24                       | 18                | 6                  | —                    | —                    | —                    | —                    | —                    | —                    | —                | 4 167            | 4 719                              | 6              |
| <b>Female householder, no husband present</b> -----         | <b>698</b>               | <b>268</b>        | <b>249</b>         | <b>45</b>            | <b>16</b>            | <b>41</b>            | <b>36</b>            | <b>28</b>            | <b>10</b>            | <b>5</b>         | <b>6 060</b>     | <b>8 678</b>                       | <b>278</b>     |
| 15 to 24 years -----  | 120                      | 46                | 51                 | 23                   | —                    | —                    | —                    | —                    | —                    | —                | 6 842            | 6 070                              | 54             |
| 25 to 34 years -----  | 188                      | 50                | 60                 | 4                    | 16                   | 29                   | 8                    | 12                   | 4                    | 5                | 6 833            | 11 802                             | 50             |
| 35 to 44 years -----  | 118                      | 29                | 64                 | 6                    | —                    | 7                    | 6                    | —                    | 6                    | —                | 6 744            | 9 105                              | 50             |
| 45 to 64 years -----  | 84                       | 16                | 32                 | 12                   | —                    | —                    | 17                   | 7                    | —                    | —                | 7 031            | 11 652                             | 23             |
| 65 years and over -----                                     | 188                      | 127               | 42                 | —                    | —                    | 5                    | 5                    | 9                    | —                    | —                | 4 141            | 5 621                              | 101            |
| <b>Median age</b> -----                                     | <b>32.2</b>              | <b>33.0</b>       | <b>31.3</b>        | <b>29.4</b>          | <b>29.5</b>          | <b>32.9</b>          | <b>33.2</b>          | <b>34.5</b>          | <b>29.0</b>          | <b>50.4</b>      | <b>...</b>       | <b>...</b>                         | <b>32.7</b>    |
| <b>YEAR HOUSEHOLDER MOVED INTO UNIT</b>                     |                          |                   |                    |                      |                      |                      |                      |                      |                      |                  |                  |                                    |                |
| 1979 to March 1980 -----                                    | 1 723                    | 527               | 447                | 181                  | 104                  | 227                  | 124                  | 88                   | 5                    | 20               | 8 100            | 10 558                             | 624            |
| 1975 to 1978 -----  | 498                      | 84                | 125                | 33                   | 37                   | 75                   | 58                   | 48                   | 24                   | 14               | 12 973           | 15 282                             | 95             |
| 1970 to 1974 -----  | 128                      | 54                | 14                 | 12                   | —                    | 18                   | 6                    | 17                   | —                    | 7                | 8 750            | 13 228                             | 46             |
| 1960 to 1969 -----  | 87                       | 29                | 7                  | 8                    | 7                    | 12                   | 11                   | 13                   | —                    | —                | 12 344           | 13 541                             | 20             |
| 1959 or earlier -----                                       | 35                       | 19                | 5                  | 7                    | —                    | —                    | 4                    | —                    | —                    | —                | 4 625            | 7 378                              | 15             |
| <b>PLUMBING FACILITIES BY PERSONS PER ROOM</b>              |                          |                   |                    |                      |                      |                      |                      |                      |                      |                  |                  |                                    |                |
| <b>Complete plumbing for exclusive use</b> -----            | <b>2 276</b>             | <b>625</b>        | <b>587</b>         | <b>206</b>           | <b>148</b>           | <b>294</b>           | <b>193</b>           | <b>166</b>           | <b>29</b>            | <b>28</b>        | <b>9 046</b>     | <b>11 689</b>                      | <b>706</b>     |
| 0.50 or less -----  | 1 046                    | 233               | 324                | 52                   | 75                   | 154                  | 91                   | 81                   | 8                    | 28               | 9 303            | 12 733                             | 204            |
| 0.51 to 1.00 -----  | 804                      | 247               | 184                | 100                  | 43                   | 98                   | 57                   | 54                   | 21                   | —                | 8 885            | 10 942                             | 264            |
| 1.01 to 1.50 -----  | 180                      | 63                | 46                 | 20                   | 7                    | —                    | 20                   | 24                   | —                    | —                | 6 467            | 10 665                             | 101            |
| 1.51 or more -----  | 246                      | 82                | 33                 | 34                   | 23                   | 42                   | 25                   | 7                    | —                    | —                | 10 588           | 10 440                             | 137            |
| <b>Lacking complete plumbing for exclusive use</b> -----    | <b>195</b>               | <b>88</b>         | <b>11</b>          | <b>35</b>            | <b>—</b>             | <b>38</b>            | <b>10</b>            | <b>—</b>             | <b>—</b>             | <b>13</b>        | <b>9 250</b>     | <b>11 932</b>                      | <b>94</b>      |
| 0.50 or less -----  | 55                       | 32                | 6                  | —                    | —                    | —                    | 10                   | —                    | —                    | 7                | 4 550            | 12 582                             | 32             |
| 0.51 to 1.00 -----  | 58                       | 30                | 5                  | 9                    | —                    | 14                   | —                    | —                    | —                    | —                | 4 844            | 8 028                              | 23             |
| 1.01 to 1.50 -----  | 36                       | —                 | —                  | 26                   | —                    | 10                   | —                    | —                    | —                    | —                | 11 731           | 13 644                             | 7              |
| 1.51 or more -----  | 46                       | 26                | —                  | —                    | —                    | 14                   | —                    | —                    | —                    | 6                | 4 375            | 14 739                             | 32             |
| <b>SELECTED CHARACTERISTICS</b>                             |                          |                   |                    |                      |                      |                      |                      |                      |                      |                  |                  |                                    |                |
| <b>Heating equipment</b> -----                              | <b>2 461</b>             | <b>703</b>        | <b>598</b>         | <b>241</b>           | <b>148</b>           | <b>332</b>           | <b>203</b>           | <b>166</b>           | <b>29</b>            | <b>41</b>        | <b>9 114</b>     | <b>11 754</b>                      | <b>790</b>     |
| Central heating system -----                                | 2 328                    | 667               | 578                | 229                  | 126                  | 322                  | 183                  | 153                  | 29                   | 41               | 8 869            | 11 694                             | 758            |
| <b>Air conditioning</b> -----                               | <b>1 004</b>             | <b>232</b>        | <b>278</b>         | <b>93</b>            | <b>40</b>            | <b>184</b>           | <b>67</b>            | <b>70</b>            | <b>12</b>            | <b>28</b>        | <b>9 831</b>     | <b>12 791</b>                      | <b>241</b>     |
| Central system -----  | 464                      | 120               | 104                | 57                   | 10                   | 87                   | 19                   | 39                   | 12                   | 16               | 10 351           | 13 241                             | 113            |
| <b>Vehicles available</b> -----                             | <b>1 834</b>             | <b>344</b>        | <b>441</b>         | <b>219</b>           | <b>140</b>           | <b>300</b>           | <b>182</b>           | <b>138</b>           | <b>29</b>            | <b>41</b>        | <b>11 507</b>    | <b>13 608</b>                      | <b>447</b>     |
| 1 -----   | 1 307                    | 273               | 394                | 145                  | 82                   | 211                  | 109                  | 69                   | 5                    | 19               | 9 785            | 11 862                             | 316            |
| 2 or more -----   | 527                      | 71                | 47                 | 74                   | 58                   | 89                   | 73                   | 69                   | 24                   | 22               | 16 350           | 17 939                             | 131            |
| <b>House heating fuel</b> -----                             | <b>2 461</b>             | <b>703</b>        | <b>598</b>         | <b>241</b>           | <b>148</b>           | <b>332</b>           | <b>203</b>           | <b>166</b>           | <b>29</b>            | <b>41</b>        | <b>9 114</b>     | <b>11 754</b>                      | <b>790</b>     |
| Utility gas -----   | 1 817                    | 478               | 459                | 198                  | 93                   | 224                  | 180                  | 131                  | 25                   | 29               | 9 509            | 12 136                             | 540            |
| Battled, tank, or LP gas -----                              | 34                       | —                 | 14                 | 4                    | 9                    | —                    | —                    | 7                    | —                    | —                | 11 875           | 13 464                             | —              |
| Electricity -----   | 535                      | 174               | 110                | 39                   | 46                   | 108                  | 23                   | 19                   | 4                    | 12               | 8 350            | 10 944                             | 208            |
| Fuel oil, kerosene, etc. -----                              | 25                       | 16                | —                  | —                    | —                    | —                    | —                    | 9                    | —                    | —                | 3 250            | 12 306                             | 16             |
| Other -----   | 50                       | 35                | 15                 | —                    | —                    | —                    | —                    | —                    | —                    | —                | 4 286            | 5 082                              | 26             |
| <b>Median rooms</b> -----                                   | <b>3.3</b>               | <b>3.0</b>        | <b>3.1</b>         | <b>3.4</b>           | <b>3.6</b>           | <b>3.4</b>           | <b>3.4</b>           | <b>3.7</b>           | <b>4.9</b>           | <b>4.2</b>       | <b>...</b>       | <b>...</b>                         | <b>3.2</b>     |
| <b>Specified renter-occupied housing units</b> -----        | <b>2 454</b>             | <b>709</b>        | <b>585</b>         | <b>241</b>           | <b>148</b>           | <b>332</b>           | <b>203</b>           | <b>166</b>           | <b>29</b>            | <b>41</b>        | <b>9 099</b>     | <b>11 740</b>                      | <b>800</b>     |
| <b>CONTRACT RENT</b>  |                          |                   |                    |                      |                      |                      |                      |                      |                      |                  |                  |                                    |                |
| Less than \$100 -----                                       | 266                      | 136               | 44                 | 37                   | —                    | 23                   | 15                   | 11                   | —                    | —                | 4 906            | 7 508                              | 145            |
| \$100 to \$149 -----  | 256                      | 82                | 76                 | 16                   | 17                   | 33                   | 10                   | 16                   | 6                    | —                | 6 855            | 10 577                             | 86             |
| \$150 to \$199 -----  | 644                      | 239               | 165                | 57                   | 45                   | 73                   | 26                   | 34                   | 5                    | —                | 7 161            | 9 455                              | 237            |
| \$200 to \$249 -----  | 591                      | 146               | 131                | 45                   | 33                   | 124                  | 72                   | 35                   | —                    | 5                | 11 028           | 12 060                             | 162            |
| \$250 to \$299 -----  | 373                      | 58                | 104                | 50                   | 11                   | 62                   | 42                   | 38                   | 8                    | —                | 11 225           | 13 085                             | 81             |
| \$300 to \$349 -----  | 132                      | 28                | 32                 | 6                    | 12                   | 17                   | 11                   | 13                   | 6                    | 7                | 12 500           | 15 851                             | 34             |
| \$350 to \$399 -----  | 81                       | 20                | 5                  | 17                   | —                    | —                    | 18                   | 11                   | 4                    | 6                | 12 279           | 18 095                             | 41             |
| \$400 to \$499 -----  | 65                       | —                 | 11                 | 7                    | 21                   | —                    | 9                    | 8                    | —                    | 9                | 14 226           | 20 877                             | 14             |
| \$500 or more -----   | 12                       | —                 | 5                  | —                    | —                    | —                    | —                    | —                    | —                    | 7                | 50 493           | 33 295                             | —              |
| No cash rent -----  | 34                       | —                 | 12                 | 6                    | 9                    | —                    | —                    | —                    | —                    | 7                | 12 083           | 20 388                             | —              |
| <b>Median</b> -----   | <b>\$204</b>             | <b>\$174</b>      | <b>\$200</b>       | <b>\$210</b>         | <b>\$226</b>         | <b>\$220</b>         | <b>\$231</b>         | <b>\$225</b>         | <b>\$286</b>         | <b>\$392</b>     | <b>...</b>       | <b>...</b>                         | <b>\$185</b>   |
| <b>GROSS RENT</b>   |                          |                   |                    |                      |                      |                      |                      |                      |                      |                  |                  |                                    |                |
| Less than \$100 -----                                       | 204                      | 111               | 37                 | 29                   | —                    | 10                   | 11                   | 6                    | —                    | —                | 4 591            | 6 514                              | 121            |
| \$100 to \$149 -----  | 218                      | 80                | 52                 | 9                    | 17                   | 32                   | 14                   | 14                   | —                    | —                | 6 576            | 10 109                             | 71             |
| \$150 to \$199 -----  | 543                      | 196               | 160                | 37                   | 32                   | 65                   | 20                   | 28                   | 5                    | —                | 6 987            | 9 328                              | 197            |
| \$200 to \$249 -----  | 579                      | 168               | 130                | 52                   | 46                   | 98                   | 45                   | 35                   | —                    | 5                | 9 213            | 11 055                             | 185            |
| \$250 to \$299 -----  | 464                      | 74                | 125                | 57                   | 11                   | 76                   | 70                   | 37                   | 14                   | —                | 11 447           | 13 535                             | 87             |
| \$300 to \$349 -----  | 151                      | 26                | 40                 | 23                   | —                    | 29                   | 5                    | 21                   | —                    | 7                | 11 033           | 14 881                             | 46             |
| \$350 to \$399 -----  | 88                       | 32                | 8                  | —                    | 12                   | 14                   | 11                   | 11                   | —                    | —                | 13 333           | 12 487                             | 32             |
| \$400 to \$499 -----  | 122                      | 22                | 8                  | 28                   | 21                   | 8                    | 13                   | 6                    | 10                   | 6                | 12 857           | 16 667                             | 61             |
| \$500 or more -----   | 51                       | —                 | 13                 | —                    | —                    | —                    | 14                   | 8                    | —                    | 16               | 22 232           | 28 609                             | —              |
| No cash rent -----  | 34                       | —                 | 12                 | 6                    | 9                    | —                    | —                    | —                    | —                    | 7                | 12 083           | 20 388                             | —              |
| <b>Median</b> -----   | <b>\$224</b>             | <b>\$189</b>      | <b>\$216</b>       | <b>\$239</b>         | <b>\$232</b>         | <b>\$237</b>         | <b>\$257</b>         | <b>\$250</b>         | <b>\$286</b>         | <b>\$483</b>     | <b>...</b>       | <b>...</b>                         | <b>\$203</b>   |
| <b>GROSS RENT AS PERCENTAGE OF HOUSEHOLD INCOME IN 1979</b> |                          |                   |                    |                      |                      |                      |                      |                      |                      |                  |                  |                                    |                |
| Less than 15 percent -----                                  | 514                      | —                 | 19                 | 38                   | 24                   | 121                  | 119                  | 134                  | 25                   | 34               | 22 895           | 24 359                             | 22             |
| 15 to 19 percent -----                                      | 306                      | 11                | 24                 | 21                   | 30                   | 141                  | 57                   | 18                   | 4                    | —                | 18 168           | 17 078                             | 23             |
| 20 to 24 percent -----                                      | 209                      | 21                | 56                 | 40                   | 41                   | 37                   | 8                    | 6                    | —                    | —                | 11 719           | 11 854                             | 26             |
| 25 to 29 percent -----                                      | 237                      | 8                 | 94                 | 72                   | 11                   | 25                   | 19                   | 8                    | —                    | —                | 10 573           | 11 470                             | 34             |
| 30 to 34 percent -----                                      | 118                      | 21                | 61                 | 22                   | 6                    | 8                    | —                    | —                    | —                    | —                | 6 900            | 7 844                              | 38             |
| 35 to 49 percent -----                                      | 348                      | 67                | 212                | 42                   | 27                   | —                    | —                    | —                    | —                    | —                | 6 884            | 7 505                              | 84             |
| 50 percent or more -----                                    | 504                      | 397               | 107                | —                    | —                    | —                    | —                    | —                    | —                    | —                | 3 417            | 3 276                              | 389            |
| Not computed -----  | 218                      | 184               | 12                 | 6                    | 9                    | —                    | —                    | —                    | —                    | 7                | 2500—            | 3 118                              | 184            |
| <b>Median</b> -----   | <b>26.9</b>              | <b>50+</b>        | <b>37.2</b>        | <b>26.3</b>          | <b>21.9</b>          | <b>16.6</b>          | <b>13.8</b>          | <b>10.6</b>          | <b>10—</b>           | <b>10—</b>       | <b>...</b>       | <b>...</b>                         | <b>50+</b>     |

Table C-51. Selected Monthly Owner Costs for Mortgaged Housing Units With an Asian or Pacific Islander Householder: 1980

[Data are estimates based on a sample, see Introduction. For meaning of symbols, see Introduction. For definitions of terms, see appendixes A and B.]

| Central Cities of SMSA's  | Total        | Less than \$200 | \$200 to \$249 | \$250 to \$299 | \$300 to \$349 | \$350 to \$399 | \$400 to \$499 | \$500 to \$599 | \$600 to \$749 | \$750 or more | Median (dollars) |
|---|--------------|-----------------|----------------|----------------|----------------|----------------|----------------|----------------|----------------|---------------|------------------|
| <b>Specified owner-occupied housing units</b> -----                           | <b>1 576</b> | <b>83</b>       | <b>138</b>     | <b>196</b>     | <b>223</b>     | <b>97</b>      | <b>322</b>     | <b>213</b>     | <b>187</b>     | <b>117</b>    | <b>413</b>       |
| <b>PERSONS IN UNIT</b>  |              |                 |                |                |                |                |                |                |                |               |                  |
| 1 person -----  | 168          | 21              | 31             | 16             | 15             | 12             | 42             | 6              | 25             | -             | 354              |
| 2 persons -----   | 374          | 43              | 26             | 43             | 63             | 33             | 80             | 41             | 28             | 17            | 368              |
| 3 persons -----   | 271          | 6               | 26             | 42             | 24             | 13             | 68             | 33             | 39             | 20            | 427              |
| 4 persons -----   | 406          | 13              | 38             | 45             | 81             | 39             | 58             | 58             | 50             | 24            | 383              |
| 5 persons -----   | 181          | -               | 7              | 18             | 22             | -              | 57             | 40             | 23             | 14            | 463              |
| 6 persons -----   | 84           | -               | 10             | 26             | 9              | -              | 12             | 13             | -              | 14            | 333              |
| 7 persons -----   | 59           | -               | -              | 6              | 9              | -              | -              | 22             | -              | 22            | 566              |
| 8 or more persons -----   | 33           | -               | -              | -              | -              | -              | 5              | -              | 22             | 6             | 678              |
| Median -----  | 3.41         | 1.98            | 2.96           | 3.43           | 3.62           | 2.77           | 3.07           | 3.96           | 3.53           | 4.40          | ...              |
| <b>HOUSEHOLD TYPE AND AGE OF HOUSEHOLDER</b>                                  |              |                 |                |                |                |                |                |                |                |               |                  |
| <b>Married-couple families</b> -----  | <b>1 160</b> | <b>41</b>       | <b>80</b>      | <b>137</b>     | <b>171</b>     | <b>66</b>      | <b>215</b>     | <b>186</b>     | <b>147</b>     | <b>117</b>    | <b>431</b>       |
| 15 to 24 years -----  | 36           | -               | -              | -              | -              | -              | 13             | -              | 8              | 15            | 694              |
| 25 to 34 years -----  | 298          | 13              | 11             | 19             | 40             | 26             | 49             | 55             | 67             | 18            | 485              |
| 35 to 44 years -----  | 299          | -               | 6              | 4              | 12             | 22             | 77             | 73             | 48             | 57            | 539              |
| 45 to 64 years -----  | 488          | 28              | 48             | 101            | 108            | 18             | 76             | 58             | 24             | 27            | 331              |
| 65 years and over -----   | 39           | -               | 15             | 13             | 11             | -              | -              | -              | -              | -             | 267              |
| <b>Male householder, no wife present</b> -----                                | <b>162</b>   | <b>-</b>        | <b>18</b>      | <b>13</b>      | <b>15</b>      | <b>7</b>       | <b>70</b>      | <b>10</b>      | <b>25</b>      | <b>-</b>      | <b>428</b>       |
| 15 to 24 years -----  | 18           | -               | -              | -              | -              | -              | 6              | -              | 12             | -             | 638              |
| 25 to 34 years -----  | 54           | -               | -              | -              | 7              | -              | 35             | 6              | 6              | -             | 461              |
| 35 to 44 years -----  | 32           | -               | -              | 6              | -              | 7              | 15             | 4              | -              | -             | 410              |
| 45 to 64 years -----  | 58           | -               | 18             | 11             | 8              | -              | 14             | -              | 7              | -             | 300              |
| 65 years and over -----   | -            | -               | -              | -              | -              | -              | -              | -              | -              | -             | -                |
| <b>Female householder, no husband present</b> -----                           | <b>254</b>   | <b>42</b>       | <b>40</b>      | <b>42</b>      | <b>37</b>      | <b>24</b>      | <b>37</b>      | <b>17</b>      | <b>15</b>      | <b>-</b>      | <b>304</b>       |
| 15 to 24 years -----  | 6            | -               | 6              | -              | -              | -              | -              | -              | -              | -             | 225              |
| 25 to 34 years -----  | 62           | -               | 7              | 6              | 13             | 5              | 9              | 7              | 15             | -             | 400              |
| 35 to 44 years -----  | 51           | -               | 7              | 9              | 12             | 11             | 6              | 6              | -              | -             | 340              |
| 45 to 64 years -----  | 131          | 42              | 20             | 27             | 12             | 8              | 22             | -              | -              | -             | 256              |
| 65 years and over -----   | 4            | -               | -              | -              | -              | -              | -              | 4              | -              | -             | 550              |
| Median age -----  | 43.3         | 51.6            | 51.0           | 52.6           | 47.3           | 38.4           | 40.4           | 40.8           | 33.7           | 39.2          | ...              |
| <b>YEAR HOUSEHOLDER MOVED INTO UNIT</b>                                       |              |                 |                |                |                |                |                |                |                |               |                  |
| 1979 to March 1980 -----  | 369          | 7               | -              | 13             | -              | -              | 73             | 107            | 116            | 53            | 586              |
| 1975 to 1978 -----  | 536          | 6               | 30             | 16             | 76             | 53             | 168            | 61             | 69             | 57            | 447              |
| 1970 to 1974 -----  | 273          | 12              | 18             | 39             | 103            | 33             | 41             | 18             | 2              | 7             | 333              |
| 1960 to 1969 -----  | 340          | 52              | 90             | 104            | 39             | 11             | 30             | 14             | -              | -             | 263              |
| 1959 or earlier -----   | 58           | 6               | -              | 24             | 5              | -              | 10             | 13             | -              | -             | 298              |
| <b>ROOMS</b>  |              |                 |                |                |                |                |                |                |                |               |                  |
| 1 to 3 rooms -----  | 98           | -               | -              | -              | 24             | 13             | 23             | 12             | 21             | 5             | 450              |
| 4 rooms -----   | 127          | 6               | 20             | 25             | 11             | 7              | 25             | 16             | 17             | -             | 361              |
| 5 rooms -----   | 192          | 36              | 13             | 23             | 25             | 18             | 35             | 30             | 6              | 6             | 348              |
| 6 rooms -----   | 309          | 27              | 31             | 37             | 42             | 14             | 83             | 29             | 30             | 16            | 404              |
| 7 rooms -----   | 298          | 7               | 25             | 34             | 19             | 19             | 59             | 59             | 43             | 33            | 463              |
| 8 or more rooms -----   | 552          | 7               | 49             | 77             | 102            | 26             | 97             | 67             | 70             | 57            | 412              |
| Median -----  | 6.7          | 5.5             | 6.7            | 6.9            | 7.0            | 6.3            | 6.4            | 6.8            | 7.0            | 7.5           | ...              |
| <b>YEAR STRUCTURE BUILT</b>   |              |                 |                |                |                |                |                |                |                |               |                  |
| 1975 to March 1980 -----  | 267          | 7               | -              | -              | 4              | 16             | 55             | 50             | 71             | 64            | 603              |
| 1970 to 1974 -----  | 197          | -               | 6              | 6              | 66             | 5              | 50             | 25             | 26             | 13            | 424              |
| 1960 to 1969 -----  | 466          | 32              | 62             | 98             | 56             | 31             | 71             | 58             | 36             | 22            | 337              |
| 1950 to 1959 -----  | 355          | 16              | 24             | 63             | 51             | 11             | 89             | 54             | 41             | 6             | 410              |
| 1940 to 1949 -----  | 121          | 22              | 20             | 7              | 12             | 6              | 25             | 18             | 6              | 5             | 348              |
| 1939 or earlier -----   | 170          | 6               | 26             | 22             | 34             | 28             | 32             | 8              | 7              | 7             | 346              |
| <b>VALUE</b>  |              |                 |                |                |                |                |                |                |                |               |                  |
| Less than \$10,000 -----  | 4            | -               | -              | 4              | -              | -              | -              | -              | -              | -             | 275              |
| \$10,000 to \$19,999 -----  | 6            | 6               | -              | -              | -              | -              | -              | -              | -              | -             | 175              |
| \$20,000 to \$29,999 -----  | 25           | 6               | 7              | -              | 12             | -              | -              | -              | -              | -             | 246              |
| \$30,000 to \$39,999 -----  | 74           | 35              | 13             | 11             | 9              | -              | -              | -              | 6              | -             | 208              |
| \$40,000 to \$49,999 -----  | 189          | 10              | 41             | 20             | 15             | 16             | 46             | 31             | 10             | -             | 377              |
| \$50,000 to \$59,999 -----  | 252          | 7               | 35             | 30             | 33             | 23             | 75             | 19             | 30             | -             | 396              |
| \$60,000 to \$79,999 -----  | 582          | 19              | 42             | 64             | 125            | 27             | 114            | 102            | 72             | 17            | 410              |
| \$80,000 to \$99,999 -----  | 250          | -               | -              | 62             | 11             | 20             | 46             | 42             | 40             | 29            | 461              |
| \$100,000 to \$149,999 -----  | 171          | -               | -              | 5              | 18             | 11             | 35             | 16             | 29             | 57            | 603              |
| \$150,000 or more -----   | 23           | -               | -              | -              | -              | -              | 6              | 3              | -              | 14            | 750+             |
| Median -----  | \$67 600     | \$38 000        | \$53 100       | \$69 700       | \$64 000       | \$67 900       | \$64 300       | \$69 100       | \$74 900       | \$107 300     | ...              |
| <b>SELECTED MONTHLY OWNER COSTS AS PERCENTAGE OF HOUSEHOLD INCOME IN 1979</b> |              |                 |                |                |                |                |                |                |                |               |                  |
| Less than 15 percent -----  | 500          | 45              | 115            | 120            | 95             | 20             | 80             | 14             | 5              | 6             | 288              |
| 15 to 19 percent -----  | 278          | 6               | 11             | 43             | 68             | 34             | 56             | 36             | 13             | 11            | 366              |
| 20 to 24 percent -----  | 157          | -               | -              | 21             | -              | 12             | 48             | 36             | -              | 40            | 482              |
| 25 to 29 percent -----  | 174          | -               | 5              | 5              | 29             | 26             | 31             | 31             | 40             | 7             | 475              |
| 30 to 34 percent -----  | 120          | 6               | -              | -              | 8              | -              | 30             | 39             | 26             | 11            | 541              |
| 35 percent or more -----  | 347          | 26              | 7              | 7              | 23             | 5              | 77             | 57             | 103            | 42            | 550              |
| Not computed -----  | -            | -               | -              | -              | -              | -              | -              | -              | -              | -             | -                |
| Median -----  | 20.3         | 14.4            | 12.4           | 13.3           | 16.2           | 19.2           | 22.6           | 28.3           | 37.5           | 26.1          | ...              |
| <b>SELECTED CHARACTERISTICS</b>   |              |                 |                |                |                |                |                |                |                |               |                  |
| <b>Heating equipment</b> -----  | <b>1 570</b> | <b>83</b>       | <b>138</b>     | <b>196</b>     | <b>223</b>     | <b>97</b>      | <b>316</b>     | <b>213</b>     | <b>187</b>     | <b>117</b>    | <b>412</b>       |
| Steam or hot water system -----   | 209          | 9               | -              | 15             | 43             | 25             | 26             | 19             | 37             | 35            | 424              |
| Central warm-air furnace or electric heat pump -----                          | 1 260        | 74              | 131            | 164            | 174            | 65             | 271            | 162            | 137            | 82            | 407              |
| Other built-in electric units -----   | 24           | -               | -              | -              | -              | -              | 6              | 11             | 7              | -             | 555              |
| Floor, wall, or pipeless furnace -----  | 20           | -               | 7              | -              | -              | -              | 7              | 6              | -              | -             | 421              |
| Other means -----   | 57           | -               | -              | 17             | 6              | 7              | 6              | 15             | 6              | -             | 389              |
| <b>Air conditioning</b> -----   | <b>392</b>   | <b>17</b>       | <b>25</b>      | <b>52</b>      | <b>28</b>      | <b>26</b>      | <b>118</b>     | <b>46</b>      | <b>55</b>      | <b>25</b>     | <b>430</b>       |
| Central system -----  | 233          | -               | 6              | 31             | 16             | 13             | 71             | 28             | 43             | 25            | 461              |
| 1 or more individual room units -----   | 159          | 17              | 19             | 21             | 12             | 13             | 47             | 18             | 12             | -             | 390              |
| <b>House heating fuel</b> -----   | <b>1 570</b> | <b>83</b>       | <b>138</b>     | <b>196</b>     | <b>223</b>     | <b>97</b>      | <b>316</b>     | <b>213</b>     | <b>187</b>     | <b>117</b>    | <b>412</b>       |
| Utility gas -----   | 1 469        | 83              | 138            | 196            | 223            | 83             | 293            | 195            | 159            | 99            | 403              |
| Bottled, tank, or LP gas -----  | -            | -               | -              | -              | -              | -              | -              | -              | -              | -             | -                |
| Electricity -----   | 95           | -               | -              | -              | -              | 8              | 23             | 18             | 28             | 18            | 592              |
| Fuel oil, kerosene, etc. -----  | -            | -               | -              | -              | -              | -              | -              | -              | -              | -             | -                |
| Other -----   | 6            | -               | -              | -              | -              | 6              | -              | -              | -              | -             | 375              |

Table C-52. Selected Monthly Owner Costs for Not Mortgaged Housing Units With an Asian or Pacific Islander Householder: 1980

[Data are estimates based on a sample, see Introduction. For meaning of symbols, see Introduction. For definitions of terms, see appendixes A and B.]

Central Cities of SMSA's

|   | Total       | Less than \$50 | \$50 to \$74 | \$75 to \$99 | \$100 to \$124 | \$125 to \$149 | \$150 to \$199 | \$200 to \$249 | \$250 or more | Median (dollars) |
|---|-------------|----------------|--------------|--------------|----------------|----------------|----------------|----------------|---------------|------------------|
| <b>Specified owner-occupied housing units</b> -----                           | <b>215</b>  | <b>-</b>       | <b>4</b>     | <b>15</b>    | <b>75</b>      | <b>55</b>      | <b>31</b>      | <b>22</b>      | <b>13</b>     | <b>131</b>       |
| <b>PERSONS IN UNIT</b>  |             |                |              |              |                |                |                |                |               |                  |
| 1 person -----  | 55          | -              | -            | -            | 29             | 14             | 4              | 8              | -             | 124              |
| 2 persons -----   | 111         | -              | 4            | 15           | 25             | 31             | 16             | 14             | 6             | 134              |
| 3 persons -----   | 28          | -              | -            | -            | 16             | 7              | 5              | -              | -             | 122              |
| 4 persons -----   | 21          | -              | -            | -            | 5              | 3              | 6              | -              | 7             | 171              |
| 5 persons -----   | -           | -              | -            | -            | -              | -              | -              | -              | -             | -                |
| 6 persons -----   | -           | -              | -            | -            | -              | -              | -              | -              | -             | -                |
| 7 persons -----   | -           | -              | -            | -            | -              | -              | -              | -              | -             | -                |
| 8 or more persons -----   | -           | -              | -            | -            | -              | -              | -              | -              | -             | -                |
| Median -----  | 1.97        | -              | 2.00         | 2.00         | 1.84           | 1.94           | 2.22           | 1.71           | 3.57          | ...              |
| <b>HOUSEHOLD TYPE AND AGE OF HOUSEHOLDER</b>                                  |             |                |              |              |                |                |                |                |               |                  |
| <b>Married-couple families</b> -----  | <b>135</b>  | <b>-</b>       | <b>4</b>     | <b>12</b>    | <b>32</b>      | <b>41</b>      | <b>19</b>      | <b>14</b>      | <b>13</b>     | <b>137</b>       |
| 15 to 24 years -----  | 8           | -              | -            | -            | -              | -              | 8              | -              | -             | 175              |
| 25 to 34 years -----  | 5           | -              | -            | -            | 5              | -              | -              | -              | -             | 113              |
| 35 to 44 years -----  | 85          | -              | 4            | 6            | 23             | 28             | 11             | 7              | 6             | 133              |
| 45 to 64 years -----  | 37          | -              | -            | 6            | 4              | 13             | -              | 7              | 7             | 141              |
| 65 years and over -----   | 34          | -              | -            | 3            | 21             | 6              | 4              | -              | -             | 117              |
| <b>Male householder, no wife present</b> -----                                | <b>34</b>   | <b>-</b>       | <b>-</b>     | <b>-</b>     | <b>21</b>      | <b>6</b>       | <b>4</b>       | <b>-</b>       | <b>-</b>      | <b>131</b>       |
| 15 to 24 years -----  | 9           | -              | -            | 3            | -              | 6              | -              | -              | -             | 131              |
| 25 to 34 years -----  | -           | -              | -            | -            | -              | -              | -              | -              | -             | -                |
| 35 to 44 years -----  | 17          | -              | -            | -            | 13             | -              | 4              | -              | -             | 116              |
| 45 to 64 years -----  | 8           | -              | -            | -            | 8              | -              | -              | -              | -             | 113              |
| 65 years and over -----   | 46          | -              | -            | -            | 22             | 8              | 8              | 8              | -             | 128              |
| <b>Female householder, no husband present</b> -----                           | <b>46</b>   | <b>-</b>       | <b>-</b>     | <b>-</b>     | <b>22</b>      | <b>8</b>       | <b>8</b>       | <b>8</b>       | <b>-</b>      | <b>128</b>       |
| 15 to 24 years -----  | -           | -              | -            | -            | -              | -              | -              | -              | -             | -                |
| 25 to 34 years -----  | -           | -              | -            | -            | -              | -              | -              | -              | -             | -                |
| 35 to 44 years -----  | 13          | -              | -            | -            | 5              | -              | 8              | -              | -             | 159              |
| 45 to 64 years -----  | 33          | -              | -            | -            | 17             | 8              | -              | 8              | -             | 124              |
| 65 years and over -----   | 62.2        | -              | 62.5         | 58.8         | 63.4           | 62.5           | 56.6           | 77.9           | 65.4          | ...              |
| <b>Median age</b> -----   | <b>62.2</b> | <b>-</b>       | <b>62.5</b>  | <b>58.8</b>  | <b>63.4</b>    | <b>62.5</b>    | <b>56.6</b>    | <b>77.9</b>    | <b>65.4</b>   | <b>...</b>       |
| <b>YEAR HOUSEHOLDER MOVED INTO UNIT</b>                                       |             |                |              |              |                |                |                |                |               |                  |
| 1979 to March 1980 -----  | 6           | -              | -            | 6            | -              | -              | -              | -              | -             | 88               |
| 1975 to 1978 -----  | 23          | -              | -            | -            | 5              | 7              | 5              | -              | 6             | 148              |
| 1970 to 1974 -----  | 28          | -              | -            | -            | -              | 5              | 16             | 7              | -             | 178              |
| 1960 to 1969 -----  | 52          | -              | -            | -            | 23             | 11             | 10             | 8              | -             | 132              |
| 1959 or earlier -----   | 106         | -              | 4            | 9            | 47             | 32             | -              | 7              | 7             | 121              |
| <b>ROOMS</b>  |             |                |              |              |                |                |                |                |               |                  |
| 1 to 3 rooms -----  | 10          | -              | -            | -            | 10             | -              | -              | -              | -             | 113              |
| 4 rooms -----   | 34          | -              | -            | 6            | 15             | 5              | -              | 8              | -             | 118              |
| 5 rooms -----   | 50          | -              | -            | 9            | 12             | 22             | -              | 7              | -             | 130              |
| 6 rooms -----   | 62          | -              | 4            | -            | 14             | 18             | 13             | 7              | 6             | 143              |
| 7 rooms -----   | 15          | -              | -            | -            | 4              | 7              | 4              | -              | -             | 138              |
| 8 or more rooms -----   | 44          | -              | -            | -            | 20             | 3              | 14             | -              | 7             | 142              |
| Median -----  | 5.7         | -              | 6.0          | 4.7          | 5.5            | 5.5            | 7.1            | 4.9            | 8.5+          | ...              |
| <b>YEAR STRUCTURE BUILT</b>   |             |                |              |              |                |                |                |                |               |                  |
| 1975 to March 1980 -----  | 5           | -              | -            | -            | -              | -              | 5              | -              | -             | 175              |
| 1970 to 1974 -----  | 20          | -              | -            | -            | -              | 12             | 8              | -              | -             | 146              |
| 1960 to 1969 -----  | 35          | -              | -            | -            | -              | 11             | 10             | 8              | 6             | 182              |
| 1950 to 1959 -----  | 44          | -              | -            | 3            | 15             | 11             | 8              | 7              | -             | 134              |
| 1940 to 1949 -----  | 38          | -              | 6            | 6            | 32             | -              | -              | -              | -             | 110              |
| 1939 or earlier -----   | 73          | -              | 4            | 6            | 28             | 21             | -              | 7              | 7             | 124              |
| <b>VALUE</b>  |             |                |              |              |                |                |                |                |               |                  |
| Less than \$10,000 -----  | -           | -              | -            | -            | -              | -              | -              | -              | -             | -                |
| \$10,000 to \$19,999 -----  | -           | -              | -            | -            | -              | -              | -              | -              | -             | -                |
| \$20,000 to \$29,999 -----  | 5           | -              | -            | -            | 5              | -              | -              | -              | -             | 113              |
| \$30,000 to \$39,999 -----  | 26          | -              | -            | 15           | 11             | -              | -              | -              | -             | 97               |
| \$40,000 to \$49,999 -----  | 36          | -              | 4            | -            | 24             | 8              | -              | -              | -             | 115              |
| \$50,000 to \$59,999 -----  | 62          | -              | -            | -            | 15             | 39             | 8              | -              | -             | 135              |
| \$60,000 to \$79,999 -----  | 50          | -              | -            | -            | 20             | 8              | -              | 22             | -             | 141              |
| \$80,000 to \$99,999 -----  | 5           | -              | -            | -            | -              | -              | 5              | -              | -             | 175              |
| \$100,000 to \$149,999 -----  | 25          | -              | -            | -            | -              | -              | 18             | -              | 7             | 185              |
| \$150,000 or more -----   | 6           | -              | -            | -            | -              | -              | -              | -              | 6             | 250+             |
| Median -----  | \$57 400    | -              | \$47 500     | \$33 100     | \$49 300       | \$56 300       | \$103 500      | \$71 100       | \$148 200     | ...              |
| <b>SELECTED MONTHLY OWNER COSTS AS PERCENTAGE OF HOUSEHOLD INCOME IN 1979</b> |             |                |              |              |                |                |                |                |               |                  |
| Less than 10 percent -----  | 90          | -              | 4            | 9            | 22             | 35             | 6              | 7              | 7             | 132              |
| 10 to 14 percent -----  | 59          | -              | -            | 6            | 25             | 12             | 9              | 7              | -             | 123              |
| 15 to 19 percent -----  | 21          | -              | -            | -            | 15             | -              | -              | -              | 6             | 117              |
| 20 to 24 percent -----  | 8           | -              | -            | -            | -              | -              | 8              | -              | -             | 175              |
| 25 to 29 percent -----  | 24          | -              | -            | -            | 8              | 8              | 8              | -              | -             | 138              |
| 30 to 34 percent -----  | 5           | -              | -            | -            | 5              | -              | -              | -              | -             | 113              |
| 35 percent or more -----  | 8           | -              | -            | -            | -              | -              | -              | 8              | -             | 225              |
| Not computed -----  | -           | -              | -            | -            | -              | -              | -              | -              | -             | -                |
| Median -----  | 11.5        | -              | 10-          | 10-          | 13.1           | 10-            | 20.3           | 12.9           | 10-           | ...              |
| <b>SELECTED CHARACTERISTICS</b>   |             |                |              |              |                |                |                |                |               |                  |
| <b>Heating equipment</b> -----  | <b>215</b>  | <b>-</b>       | <b>4</b>     | <b>15</b>    | <b>75</b>      | <b>55</b>      | <b>31</b>      | <b>22</b>      | <b>13</b>     | <b>131</b>       |
| Steam or hot water system -----   | 30          | -              | -            | -            | -              | -              | 10             | 14             | 6             | 218              |
| Central warm-air furnace or electric heat pump -----                          | 174         | -              | 4            | 9            | 70             | 55             | 21             | 8              | 7             | 127              |
| Other built-in electric units -----   | -           | -              | -            | -            | -              | -              | -              | -              | -             | -                |
| Floor, wall, or pipeless furnace -----  | 6           | -              | -            | 6            | -              | -              | -              | -              | -             | 88               |
| Other means -----   | 5           | -              | -            | -            | 5              | -              | -              | -              | -             | 113              |
| <b>Air conditioning</b> -----   | <b>66</b>   | <b>-</b>       | <b>-</b>     | <b>9</b>     | <b>22</b>      | <b>12</b>      | <b>17</b>      | <b>-</b>       | <b>6</b>      | <b>129</b>       |
| Central system -----  | 26          | -              | -            | -            | -              | 7              | 13             | -              | 6             | 173              |
| 1 or more individual room units -----   | 40          | -              | -            | 9            | 22             | 5              | 4              | -              | -             | 113              |
| <b>House heating fuel</b> -----   | <b>215</b>  | <b>-</b>       | <b>4</b>     | <b>15</b>    | <b>75</b>      | <b>55</b>      | <b>31</b>      | <b>22</b>      | <b>13</b>     | <b>131</b>       |
| Utility gas -----   | 199         | -              | 4            | 15           | 75             | 55             | 23             | 14             | 13            | 127              |
| Bottled, tank, or LP gas -----  | 8           | -              | -            | -            | -              | -              | -              | 8              | -             | 225              |
| Electricity -----   | 8           | -              | -            | -            | -              | -              | 8              | -              | -             | 175              |
| Fuel oil, kerosene, etc. -----  | -           | -              | -            | -            | -              | -              | -              | -              | -             | -                |
| Other -----   | -           | -              | -            | -            | -              | -              | -              | -              | -             | -                |



Table C—53. Year Structure Built for Owner- and Renter-Occupied Housing Units With an Asian or Pacific Islander Householder: 1980

[Data are estimates based on a sample, see Introduction. For meaning of symbols, see Introduction. For definitions of terms, see appendixes A and B.]

| Central Cities of SMSA's                       | Owner-occupied housing units |                    |              |              |              |                 | Renter-occupied housing units |                    |              |              |              |                 |
|--|------------------------------|--------------------|--------------|--------------|--------------|-----------------|-------------------------------|--------------------|--------------|--------------|--------------|-----------------|
|  | Total                        | 1975 to March 1980 | 1970 to 1974 | 1960 to 1969 | 1940 to 1959 | 1939 or earlier | Total                         | 1975 to March 1980 | 1970 to 1974 | 1960 to 1969 | 1940 to 1959 | 1939 or earlier |
| Occupied housing units                         | 2 147                        | 326                | 275          | 594          | 639          | 313             | 2 471                         | 213                | 696          | 652          | 532          | 378             |
| <b>HOUSEHOLD TYPE AND AGE OF HOUSEHOLDER</b>   |                              |                    |              |              |              |                 |                               |                    |              |              |              |                 |
| Married-couple families                        | 1 476                        | 237                | 196          | 401          | 446          | 196             | 955                           | 48                 | 258          | 298          | 220          | 131             |
| 15 to 24 years                                 | 36                           | 13                 | —            | 16           | 7            | —               | 118                           | 15                 | 64           | 12           | 21           | 6               |
| 25 to 34 years                                 | 332                          | 60                 | 52           | 55           | 112          | 53              | 445                           | 26                 | 101          | 151          | 96           | 71              |
| 35 to 44 years                                 | 321                          | 121                | 43           | 72           | 70           | 15              | 196                           | 7                  | 21           | 85           | 46           | 37              |
| 45 to 64 years                                 | 673                          | 43                 | 95           | 241          | 213          | 81              | 150                           | —                  | 57           | 43           | 43           | 7               |
| 65 years and over                              | 114                          | —                  | 6            | 17           | 44           | 47              | 46                            | —                  | 15           | 7            | 14           | 10              |
| Male householder, no wife present              | 265                          | 49                 | 14           | 61           | 93           | 48              | 818                           | 93                 | 229          | 196          | 167          | 133             |
| 15 to 24 years                                 | 24                           | —                  | 6            | 6            | 12           | —               | 284                           | 42                 | 97           | 66           | 54           | 25              |
| 25 to 34 years                                 | 92                           | 37                 | —            | 23           | 21           | 11              | 323                           | 40                 | 69           | 96           | 69           | 49              |
| 35 to 44 years                                 | 52                           | —                  | —            | 22           | 24           | 6               | 86                            | 5                  | 28           | 17           | 29           | 7               |
| 45 to 64 years                                 | 89                           | 12                 | 8            | 10           | 36           | 23              | 101                           | —                  | 35           | 17           | 11           | 38              |
| 65 years and over                              | 8                            | —                  | —            | —            | —            | 8               | 24                            | 6                  | —            | —            | 4            | 14              |
| Female householder, no husband present         | 406                          | 40                 | 65           | 132          | 100          | 69              | 698                           | 72                 | 209          | 158          | 145          | 114             |
| 15 to 24 years                                 | 14                           | —                  | —            | 8            | —            | 6               | 120                           | 31                 | 19           | 39           | 25           | 6               |
| 25 to 34 years                                 | 105                          | 16                 | 31           | 16           | 36           | 6               | 188                           | 24                 | 57           | 39           | 33           | 35              |
| 35 to 44 years                                 | 57                           | 4                  | —            | 33           | 14           | 6               | 118                           | 5                  | 31           | 35           | 33           | 14              |
| 45 to 64 years                                 | 171                          | 20                 | 31           | 57           | 38           | 25              | 84                            | 12                 | 9            | 13           | 29           | 21              |
| 65 years and over                              | 59                           | —                  | 3            | 18           | 12           | 26              | 188                           | —                  | 93           | 32           | 25           | 38              |
| Median age                                     | 45.7                         | 38.0               | 45.5         | 46.9         | 47.6         | 55.4            | 32.2                          | 26.7               | 31.1         | 32.5         | 33.4         | 34.8            |
| <b>YEAR HOUSEHOLDER MOVED INTO UNIT</b>        |                              |                    |              |              |              |                 |                               |                    |              |              |              |                 |
| 1979 to March 1980                             | 487                          | 156                | 73           | 120          | 102          | 36              | 1 723                         | 191                | 496          | 447          | 359          | 230             |
| 1975 to 1978                                   | 661                          | 170                | 102          | 163          | 161          | 65              | 498                           | 22                 | 159          | 163          | 93           | 61              |
| 1970 to 1974                                   | 364                          | —                  | 100          | 99           | 109          | 56              | 128                           | —                  | 41           | 19           | 25           | 43              |
| 1960 to 1969                                   | 422                          | —                  | —            | 212          | 158          | 52              | 87                            | —                  | —            | 23           | 35           | 29              |
| 1959 or earlier                                | 213                          | —                  | —            | —            | 109          | 104             | 35                            | —                  | —            | —            | 20           | 15              |
| <b>ROOMS</b>                                   |                              |                    |              |              |              |                 |                               |                    |              |              |              |                 |
| 1 room   | 11                           | —                  | 3            | —            | 8            | —               | 291                           | —                  | 89           | 54           | 60           | 88              |
| 2 rooms  | 39                           | 6                  | —            | 4            | 23           | 6               | 387                           | 37                 | 104          | 117          | 89           | 40              |
| 3 rooms  | 138                          | 30                 | 5            | 36           | 50           | 17              | 723                           | 78                 | 263          | 205          | 81           | 96              |
| 4 rooms  | 253                          | 35                 | 34           | 76           | 75           | 33              | 690                           | 78                 | 185          | 185          | 174          | 68              |
| 5 rooms  | 306                          | 32                 | 30           | 92           | 92           | 60              | 203                           | 20                 | 12           | 42           | 86           | 43              |
| 6 rooms  | 409                          | 59                 | 52           | 74           | 166          | 58              | 55                            | —                  | 19           | 6            | 9            | 21              |
| 7 or more rooms                                | 991                          | 164                | 151          | 312          | 225          | 139             | 122                           | —                  | 24           | 43           | 33           | 22              |
| Median   | 6.3                          | 6.5                | 6.8          | 6.7          | 5.9          | 6.2             | 3.3                           | 3.4                | 3.1          | 3.3          | 3.7          | 3.1             |
| <b>PLUMBING FACILITIES BY PERSONS PER ROOM</b> |                              |                    |              |              |              |                 |                               |                    |              |              |              |                 |
| Complete plumbing for exclusive use            | 2 147                        | 326                | 275          | 594          | 639          | 313             | 2 276                         | 213                | 625          | 630          | 495          | 313             |
| 0.50 or less                                   | 1 416                        | 213                | 207          | 349          | 387          | 260             | 1 046                         | 106                | 279          | 272          | 237          | 152             |
| 0.51 to 1.00                                   | 569                          | 101                | 53           | 181          | 188          | 46              | 804                           | 94                 | 243          | 235          | 146          | 86              |
| 1.01 to 1.50                                   | 96                           | 12                 | 10           | 44           | 23           | 7               | 180                           | 13                 | 46           | 56           | 34           | 31              |
| 1.51 or more                                   | 66                           | —                  | 5            | 20           | 41           | —               | 246                           | —                  | 57           | 67           | 78           | 44              |
| Lacking complete plumbing for exclusive use    | —                            | —                  | —            | —            | —            | —               | 195                           | —                  | 71           | 22           | 37           | 65              |
| 0.50 or less                                   | —                            | —                  | —            | —            | —            | —               | 55                            | —                  | 18           | —            | 11           | 26              |
| 0.51 to 1.00                                   | —                            | —                  | —            | —            | —            | —               | 58                            | —                  | 24           | 5            | 8            | 21              |
| 1.01 to 1.50                                   | —                            | —                  | —            | —            | —            | —               | 36                            | —                  | 7            | 17           | 12           | —               |
| 1.51 or more                                   | —                            | —                  | —            | —            | —            | —               | 46                            | —                  | 22           | —            | 6            | 18              |
| <b>PERSONS IN UNIT</b>                         |                              |                    |              |              |              |                 |                               |                    |              |              |              |                 |
| 1 person                                       | 350                          | 54                 | 30           | 110          | 80           | 76              | 938                           | 60                 | 262          | 265          | 176          | 175             |
| 2 persons                                      | 581                          | 66                 | 90           | 103          | 223          | 99              | 610                           | 71                 | 211          | 114          | 151          | 63              |
| 3 persons                                      | 357                          | 78                 | 48           | 89           | 97           | 45              | 329                           | 61                 | 68           | 106          | 46           | 48              |
| 4 persons                                      | 459                          | 88                 | 58           | 136          | 105          | 72              | 204                           | 14                 | 65           | 66           | 34           | 25              |
| 5 persons                                      | 209                          | 13                 | 27           | 93           | 62           | 14              | 116                           | —                  | 25           | 49           | 29           | 13              |
| 6 or more persons                              | 191                          | 27                 | 22           | 63           | 72           | 7               | 274                           | 7                  | 65           | 52           | 96           | 54              |
| Median   | 2.90                         | 3.05               | 2.86         | 3.44         | 2.67         | 2.31            | 1.99                          | 2.15               | 1.91         | 2.04         | 2.10         | 1.72            |
| Total persons                                  | 6 684                        | 931                | 896          | 1 924        | 2 081        | 852             | 6 484                         | 464                | 1 729        | 1 621        | 1 730        | 940             |
| <b>UNITS IN STRUCTURE</b>                      |                              |                    |              |              |              |                 |                               |                    |              |              |              |                 |
| 1, detached or attached                        | 1 923                        | 299                | 229          | 527          | 603          | 265             | 374                           | —                  | 17           | 81           | 176          | 100             |
| 2  | 40                           | —                  | 5            | —            | 25           | 10              | 84                            | 6                  | —            | 17           | 32           | 29              |
| 3 and 4  | 58                           | 4                  | 12           | 17           | 3            | 22              | 209                           | 6                  | 65           | 38           | 61           | 39              |
| 5 to 9   | 31                           | 5                  | —            | 15           | 5            | 6               | 251                           | 42                 | 50           | 44           | 68           | 47              |
| 10 to 49                                       | 64                           | 18                 | 15           | 21           | —            | 10              | 982                           | 141                | 295          | 271          | 143          | 132             |
| 50 or more                                     | 20                           | —                  | 14           | 6            | —            | —               | 561                           | 18                 | 265          | 201          | 46           | 31              |
| Mobile home or trailer, etc.                   | 11                           | —                  | —            | 8            | 3            | —               | 10                            | —                  | 4            | —            | 6            | —               |
| <b>SELECTED CHARACTERISTICS</b>                |                              |                    |              |              |              |                 |                               |                    |              |              |              |                 |
| Heating equipment                              | 2 141                        | 320                | 275          | 594          | 639          | 313             | 2 461                         | 213                | 696          | 652          | 522          | 378             |
| Steam or hot water system                      | 289                          | 24                 | 38           | 89           | 68           | 70              | 820                           | 91                 | 250          | 131          | 145          | 203             |
| Central warm-air furnace or electric heat pump | 1 703                        | 259                | 220          | 458          | 543          | 223             | 1 232                         | 80                 | 323          | 406          | 310          | 113             |
| Other built-in electric units                  | 42                           | 31                 | —            | 11           | —            | —               | 202                           | 36                 | 88           | 61           | 9            | 8               |
| Floor, wall, or pipeless furnace               | 26                           | —                  | 6            | —            | 13           | 7               | 74                            | 6                  | 22           | 5            | 21           | 20              |
| Other means                                    | 81                           | 6                  | 11           | 36           | 15           | 13              | 133                           | —                  | 13           | 49           | 37           | 34              |
| Air conditioning                               | 629                          | 63                 | 113          | 182          | 205          | 66              | 1 004                         | 155                | 434          | 288          | 76           | 51              |
| Central system                                 | 353                          | 63                 | 85           | 130          | 68           | 7               | 464                           | 52                 | 227          | 125          | 39           | 21              |
| 1 or more individual room units                | 276                          | —                  | 28           | 52           | 137          | 59              | 540                           | 103                | 207          | 163          | 37           | 30              |
| House heating fuel                             | 2 141                        | 320                | 275          | 594          | 639          | 313             | 2 461                         | 213                | 696          | 652          | 522          | 378             |
| Utility gas                                    | 1 971                        | 241                | 253          | 547          | 617          | 313             | 1 817                         | 117                | 481          | 462          | 423          | 334             |
| Bottled, tank, or LP gas                       | 8                            | —                  | —            | 8            | —            | —               | 34                            | 23                 | —            | 11           | —            | —               |
| Electricity                                    | 156                          | 79                 | 22           | 39           | 16           | —               | 535                           | 73                 | 175          | 166          | 77           | 44              |
| Fuel oil, kerosene, etc.                       | —                            | —                  | —            | —            | —            | —               | 25                            | —                  | 5            | 6            | 14           | —               |
| Other  | 6                            | —                  | —            | —            | 6            | —               | 50                            | —                  | 35           | 7            | 8            | —               |
| Income in 1979 below poverty level             | 106                          | —                  | 39           | 41           | 26           | —               | 800                           | 33                 | 251          | 200          | 181          | 135             |
| Percent below poverty level                    | 4.9                          | —                  | 14.2         | 6.9          | 4.1          | —               | 32.4                          | 15.5               | 36.1         | 30.7         | 34.0         | 35.7            |
| <b>HOUSEHOLD INCOME IN 1979</b>                |                              |                    |              |              |              |                 |                               |                    |              |              |              |                 |
| Less than \$5,000                              | 101                          | —                  | 39           | 35           | 21           | 6               | 713                           | 23                 | 213          | 167          | 159          | 151             |
| \$5,000 to \$9,999                             | 179                          | 13                 | 18           | 44           | 52           | 52              | 598                           | 35                 | 197          | 156          | 140          | 70              |
| \$10,000 to \$12,499                           | 137                          | 23                 | 19           | 36           | 46           | 13              | 241                           | 29                 | 73           | 71           | 48           | 20              |
| \$12,500 to \$14,999                           | 101                          | 27                 | 12           | 27           | 11           | 24              | 148                           | 28                 | 31           | 41           | 48           | —               |
| \$15,000 to \$19,999                           | 336                          | 54                 | 31           | 89           | 110          | 52              | 332                           | 62                 | 68           | 79           | 48           | 75              |
| \$20,000 to \$24,999                           | 388                          | 50                 | 33           | 107          | 146          | 52              | 203                           | 24                 | 27           | 81           | 43           | 28              |
| \$25,000 to \$34,999                           | 457                          | 90                 | 44           | 145          | 103          | 75              | 166                           | 12                 | 53           | 44           | 40           | 17              |
| \$35,000 to \$49,999                           | 303                          | 63                 | 53           | 73           | 94           | 20              | 29                            | —                  | 13           | 6            | —            | 10              |
| \$50,000 or more                               | 145                          | 6                  | 26           | 38           | 56           | 19              | 41                            | —                  | 21           | 7            | 6            | 7               |
| Median   | \$22 607                     | \$24 524           | \$22 583     | \$22 324     | \$22 869     | \$20 913        | \$9 052                       | \$14 241           | \$7 250      | \$10 106     | \$7 708      | \$6 583         |
| Mean   | \$25 380                     | \$25 873           | \$25 994     | \$24 246     | \$26 743     | \$23 696        | \$11 708                      | \$13 925           | \$11 613     | \$11 994     | \$10 946     | \$11 213        |

Table C—54. Units in Structure for Owner- and Renter-Occupied Housing Units With an Asian or Pacific Islander Householder: 1980

[Data are estimates based on a sample, see Introduction. For meaning of symbols, see Introduction. For definitions of terms, see appendixes A and B]

| Central Cities of SMSA's                       | Owner-occupied housing units |                              |                 |                              | Renter-occupied housing units |                              |         |               |              |                |                  |                              |
|--|------------------------------|------------------------------|-----------------|------------------------------|-------------------------------|------------------------------|---------|---------------|--------------|----------------|------------------|------------------------------|
|  | Total                        | 1 unit, detached or attached | 2 or more units | Mobile home or trailer, etc. | Total                         | 1 unit, detached or attached | 2 units | 3 and 4 units | 5 to 9 units | 10 to 49 units | 50 or more units | Mobile home or trailer, etc. |
| Occupied housing units                         | 2 147                        | 1 923                        | 213             | 11                           | 2 471                         | 374                          | 84      | 209           | 251          | 982            | 561              | 10                           |
| Condominium housing units                      | 116                          | 18                           | 98              | —                            | 48                            | —                            | —       | 15            | 17           | 7              | 9                | —                            |
| <b>HOUSEHOLD TYPE AND AGE OF HOUSEHOLDER</b>   |                              |                              |                 |                              |                               |                              |         |               |              |                |                  |                              |
| Married-couple families                        | 1 476                        | 1 391                        | 78              | 7                            | 955                           | 203                          | 31      | 82            | 97           | 345            | 191              | 6                            |
| 15 to 24 years                                 | 36                           | 36                           | —               | —                            | 118                           | 14                           | —       | 16            | 13           | 44             | 31               | —                            |
| 25 to 34 years                                 | 332                          | 326                          | 6               | —                            | 445                           | 103                          | 6       | 56            | 37           | 168            | 75               | —                            |
| 35 to 44 years                                 | 321                          | 313                          | 8               | —                            | 196                           | 43                           | 15      | 5             | 35           | 85             | 7                | 6                            |
| 45 to 64 years                                 | 673                          | 629                          | 41              | 3                            | 150                           | 36                           | —       | 5             | 12           | 41             | 56               | —                            |
| 65 years and over                              | 114                          | 87                           | 23              | 4                            | 46                            | 7                            | 10      | —             | —            | 7              | 22               | —                            |
| Male householder, no wife present              | 265                          | 215                          | 46              | 4                            | 818                           | 68                           | 10      | 63            | 76           | 410            | 191              | —                            |
| 15 to 24 years                                 | 24                           | 18                           | 6               | —                            | 284                           | 28                           | 4       | 8             | 32           | 138            | 74               | —                            |
| 25 to 34 years                                 | 92                           | 76                           | 12              | 4                            | 323                           | 26                           | 6       | 37            | 18           | 177            | 59               | —                            |
| 35 to 44 years                                 | 52                           | 32                           | 20              | —                            | 86                            | —                            | —       | 12            | —            | 56             | 18               | —                            |
| 45 to 64 years                                 | 89                           | 81                           | 8               | —                            | 101                           | 10                           | —       | 6             | 20           | 25             | 40               | —                            |
| 65 years and over                              | 8                            | 8                            | —               | —                            | 24                            | 4                            | —       | —             | 6            | 14             | —                | —                            |
| Female householder, no husband present         | 406                          | 317                          | 89              | —                            | 698                           | 103                          | 43      | 64            | 78           | 227            | 179              | 4                            |
| 15 to 24 years                                 | 14                           | 6                            | 8               | —                            | 120                           | 13                           | 20      | 11            | 17           | 45             | 14               | —                            |
| 25 to 34 years                                 | 105                          | 68                           | 37              | —                            | 188                           | 27                           | 11      | 17            | 24           | 91             | 18               | —                            |
| 35 to 44 years                                 | 57                           | 57                           | —               | —                            | 118                           | 39                           | —       | 25            | 9            | 32             | 13               | —                            |
| 45 to 64 years                                 | 171                          | 149                          | 22              | —                            | 84                            | 20                           | 8       | 6             | 23           | 11             | 12               | 4                            |
| 65 years and over                              | 59                           | 37                           | 22              | —                            | 188                           | 4                            | 4       | 5             | 5            | 48             | 122              | —                            |
| Median age                                     | 45.7                         | 45.6                         | 46.8            | 47.5                         | 32.2                          | 33.4                         | 32.9    | 29.3          | 33.1         | 31.2           | 37.6             | 39.2                         |
| <b>YEAR HOUSEHOLDER MOVED INTO UNIT</b>        |                              |                              |                 |                              |                               |                              |         |               |              |                |                  |                              |
| 1979 to March 1980                             | 487                          | 395                          | 85              | 7                            | 1 723                         | 236                          | 54      | 139           | 184          | 714            | 386              | 10                           |
| 1975 to 1978                                   | 661                          | 611                          | 50              | —                            | 498                           | 94                           | 20      | 44            | 40           | 179            | 121              | —                            |
| 1970 to 1974                                   | 364                          | 330                          | 30              | 4                            | 128                           | 11                           | 10      | 14            | 10           | 41             | 42               | —                            |
| 1960 to 1969                                   | 422                          | 407                          | 15              | —                            | 87                            | 12                           | —       | 12            | 12           | 39             | 12               | —                            |
| 1959 or earlier                                | 213                          | 180                          | 33              | —                            | 35                            | 21                           | —       | —             | 5            | 9              | —                | —                            |
| <b>ROOMS</b>                                   |                              |                              |                 |                              |                               |                              |         |               |              |                |                  |                              |
| 1 room   | 11                           | 5                            | 3               | 3                            | 291                           | 5                            | 4       | 19            | 21           | 160            | 82               | —                            |
| 2 rooms  | 39                           | 26                           | 9               | 4                            | 387                           | 6                            | —       | 27            | 67           | 177            | 110              | —                            |
| 3 rooms  | 138                          | 111                          | 27              | —                            | 723                           | 27                           | 31      | 30            | 35           | 386            | 214              | —                            |
| 4 rooms  | 253                          | 173                          | 76              | 4                            | 690                           | 110                          | 43      | 103           | 95           | 223            | 106              | 10                           |
| 5 rooms  | 306                          | 261                          | 45              | —                            | 203                           | 108                          | —       | 21            | 33           | 18             | 23               | —                            |
| 6 rooms  | 409                          | 403                          | 6               | —                            | 55                            | 39                           | —       | —             | —            | 5              | 11               | —                            |
| 7 or more rooms                                | 991                          | 944                          | 47              | —                            | 122                           | 79                           | 6       | 9             | —            | 13             | 15               | —                            |
| Median   | 6.3                          | 6.5                          | 4.4             | 2.1                          | 3.3                           | 4.9                          | 3.7     | 3.8           | 3.5          | 2.9            | 2.9              | 4.0                          |
| <b>PLUMBING FACILITIES BY PERSONS PER ROOM</b> |                              |                              |                 |                              |                               |                              |         |               |              |                |                  |                              |
| Complete plumbing for exclusive use            | 2 147                        | 1 923                        | 213             | 11                           | 2 276                         | 374                          | 84      | 173           | 229          | 882            | 530              | 4                            |
| 0.50 or less                                   | 1 416                        | 1 233                        | 175             | 8                            | 1 046                         | 173                          | 57      | 73            | 108          | 390            | 241              | 4                            |
| 0.51 to 1.00                                   | 569                          | 539                          | 30              | —                            | 804                           | 81                           | 12      | 93            | 72           | 365            | 181              | —                            |
| 1.01 to 1.50                                   | 96                           | 88                           | 8               | —                            | 180                           | 67                           | 5       | 7             | 15           | 33             | 53               | —                            |
| 1.51 or more                                   | 66                           | 63                           | —               | 3                            | 246                           | 53                           | 10      | —             | 34           | 94             | 55               | —                            |
| Lacking complete plumbing for exclusive use    | —                            | —                            | —               | —                            | 195                           | —                            | —       | 36            | 22           | 100            | 31               | 6                            |
| 0.50 or less                                   | —                            | —                            | —               | —                            | 55                            | —                            | —       | 11            | 10           | 23             | 11               | —                            |
| 0.51 to 1.00                                   | —                            | —                            | —               | —                            | 58                            | —                            | —       | 5             | —            | 40             | 13               | —                            |
| 1.01 to 1.50                                   | —                            | —                            | —               | —                            | 36                            | —                            | —       | —             | 12           | 17             | 7                | —                            |
| 1.51 or more                                   | —                            | —                            | —               | —                            | 46                            | —                            | —       | 20            | —            | 20             | —                | 6                            |
| <b>BEDROOMS</b>                                |                              |                              |                 |                              |                               |                              |         |               |              |                |                  |                              |
| None   | 22                           | 16                           | 3               | 3                            | 336                           | 5                            | 4       | 19            | 31           | 190            | 87               | —                            |
| 1  | 148                          | 84                           | 60              | 4                            | 1 112                         | 19                           | 41      | 85            | 118          | 547            | 302              | —                            |
| 2  | 453                          | 360                          | 89              | 4                            | 749                           | 199                          | 33      | 81            | 80           | 208            | 138              | 10                           |
| 3  | 755                          | 726                          | 29              | —                            | 181                           | 88                           | 6       | 11            | 22           | 31             | 23               | —                            |
| 4  | 492                          | 472                          | 20              | —                            | 73                            | 43                           | —       | 13            | —            | 6              | 11               | —                            |
| 5 or more                                      | 277                          | 265                          | 12              | —                            | 20                            | 20                           | —       | —             | —            | —              | —                | —                            |
| <b>HOUSEHOLD INCOME IN 1979</b>                |                              |                              |                 |                              |                               |                              |         |               |              |                |                  |                              |
| Less than \$5,000                              | 101                          | 82                           | 16              | 3                            | 713                           | 98                           | 16      | 59            | 61           | 278            | 201              | —                            |
| \$5,000 to \$9,999                             | 179                          | 149                          | 30              | —                            | 598                           | 72                           | 43      | 41            | 81           | 207            | 150              | 4                            |
| \$10,000 to \$12,499                           | 137                          | 98                           | 39              | —                            | 241                           | 32                           | 5       | 11            | 34           | 122            | 37               | —                            |
| \$12,500 to \$14,999                           | 101                          | 62                           | 39              | —                            | 148                           | 21                           | —       | —             | 23           | 63             | 41               | —                            |
| \$15,000 to \$19,999                           | 336                          | 311                          | 25              | —                            | 332                           | 29                           | 20      | 42            | 5            | 182            | 54               | —                            |
| \$20,000 to \$24,999                           | 388                          | 371                          | 13              | 4                            | 203                           | 54                           | —       | 19            | 34           | 60             | 36               | —                            |
| \$25,000 to \$34,999                           | 457                          | 441                          | 12              | 4                            | 166                           | 40                           | —       | 25            | 13           | 53             | 35               | —                            |
| \$35,000 to \$49,999                           | 303                          | 269                          | 34              | —                            | 29                            | 12                           | —       | 12            | —            | 5              | —                | —                            |
| \$50,000 or more                               | 145                          | 140                          | 5               | —                            | 41                            | 16                           | —       | —             | —            | 12             | 7                | 6                            |
| Median   | \$22 607                     | \$23 290                     | \$13 878        | \$21 563                     | \$9 052                       | \$11 328                     | \$6 757 | \$11 023      | \$7 829      | \$10 123       | \$7 284          | \$50 581                     |
| Mean   | \$25 380                     | \$26 065                     | \$19 447        | \$20 502                     | \$11 708                      | \$15 184                     | \$8 932 | \$13 915      | \$10 119     | \$11 230       | \$10 060         | \$38 146                     |
| <b>SELECTED CHARACTERISTICS</b>                |                              |                              |                 |                              |                               |                              |         |               |              |                |                  |                              |
| Heating equipment                              | 2 141                        | 1 917                        | 213             | 11                           | 2 461                         | 374                          | 84      | 209           | 251          | 972            | 561              | 10                           |
| Steam or hot water system                      | 289                          | 245                          | 44              | —                            | 820                           | 31                           | —       | 60            | 89           | 437            | 203              | —                            |
| Central warm-air furnace or electric heat pump | 1 703                        | 1 541                        | 151             | 11                           | 1 232                         | 250                          | 60      | 112           | 111          | 410            | 289              | —                            |
| Other built-in electric units                  | 42                           | 37                           | 5               | —                            | 202                           | 24                           | —       | 20            | 24           | 75             | 55               | 4                            |
| Floor, wall, or pipeless furnace               | 26                           | 26                           | —               | —                            | 74                            | 16                           | 14      | 12            | 14           | 12             | —                | 6                            |
| Other means                                    | 81                           | 68                           | 13              | —                            | 133                           | 53                           | 10      | 5             | 13           | 38             | 14               | —                            |
| Air conditioning                               | 629                          | 495                          | 123             | 11                           | 1 004                         | 48                           | 17      | 51            | 60           | 533            | 291              | 4                            |
| Central system                                 | 353                          | 276                          | 73              | 4                            | 464                           | 40                           | —       | 24            | 37           | 194            | 165              | 4                            |
| Vehicles available                             | 2 073                        | 1 868                        | 194             | 11                           | 1 834                         | 307                          | 58      | 181           | 155          | 756            | 367              | 10                           |
| 1  | 640                          | 522                          | 115             | 3                            | 1 307                         | 134                          | 38      | 106           | 125          | 612            | 292              | —                            |
| 2 or more                                      | 1 433                        | 1 346                        | 79              | 8                            | 527                           | 173                          | 20      | 75            | 30           | 144            | 75               | 10                           |
| House heating fuel                             | 2 141                        | 1 917                        | 213             | 11                           | 2 461                         | 374                          | 84      | 209           | 251          | 972            | 561              | 10                           |
| Utility gas                                    | 1 971                        | 1 783                        | 177             | 11                           | 1 817                         | 322                          | 78      | 156           | 184          | 702            | 369              | 6                            |
| Bottled, tank, or LP gas                       | 8                            | 8                            | —               | —                            | 34                            | —                            | 6       | —             | 15           | 13             | —                | —                            |
| Electricity                                    | 156                          | 120                          | 36              | —                            | 535                           | 44                           | —       | 53            | 52           | 247            | 135              | 4                            |
| Fuel oil, kerosene, etc.                       | —                            | —                            | —               | —                            | 25                            | —                            | —       | —             | —            | 10             | 15               | —                            |
| Other  | 6                            | 6                            | —               | —                            | 50                            | 8                            | —       | —             | —            | —              | 42               | —                            |
| Water heating fuel                             | 2 147                        | 1 923                        | 213             | 11                           | 2 456                         | 374                          | 84      | 209           | 251          | 974            | 554              | 10                           |
| Utility gas                                    | 1 959                        | 1 766                        | 182             | 11                           | 1 833                         | 347                          | 74      | 173           | 174          | 673            | 386              | 6                            |
| Bottled, tank, or LP gas                       | 38                           | 38                           | —               | —                            | 34                            | —                            | 6       | —             | 15           | 13             | —                | —                            |
| Electricity                                    | 150                          | 119                          | 31              | —                            | 511                           | 27                           | 4       | 36            | 62           | 268            | 110              | 4                            |
| Fuel oil, kerosene, etc.                       | —                            | —                            | —               | —                            | 25                            | —                            | —       | —             | —            | 10             | 15               | —                            |
| Other  | —                            | —                            | —               | —                            | 53                            | —                            | —       | —             | —            | 10             | 43               | —                            |
| Family householder                             | 1 725                        | 1 616                        | 102             | 7                            | 1 237                         | 288                          | 39      | 128           | 140          | 403            | 229              | 10                           |
| With own children under 18 years               | 1 021                        | 981                          | 37              | 3                            | 835                           | 233                          | 15      | 79            | 103          | 260            | 139              | 6                            |
| With own children under 6 years                | 465                          | 448                          | 17              | —                            | 547                           | 143                          | 10      | 40            | 70           | 184            | 94               | 6                            |
| Female householder, no husband present         | 195                          | 177                          | 18              | —                            | 234                           | 71                           | 8       | 40            | 37           | 45             | 29               | 4                            |
| With own children under 18 years               | 107                          | 96                           | 11              | —                            | 186                           | 64                           | —       | 36            | 31           | 39             | 16               | —                            |
| With own children under 6 years                | 39                           | 28                           | 11              | —                            | 75                            | 13                           | —       | 20            | 12           | 30             | —                | —                            |
| Nonfamily householder                          | 422                          | 307                          | 111             | 4                            | 1 234                         | 86                           | 45      | 81            | 111          | 579            | 332              | —                            |
| Income in 1979 below poverty level             | 106                          | 88                           | 15              | 3                            | 800                           | 113                          | 12      | 74            | 92           | 281            | 222              | 6                            |
| Percent below poverty level                    | 4.9                          | 4.6                          | 7.0             | 27.3                         | 32.4                          | 30.2                         | 14.3    | 35.4          | 36.7         | 28.6           | 39.6             | 60.0                         |

Table C—55. Owner- and Renter-Occupied Housing Units With an Asian or Pacific Islander Householder by Size of Household: 1980

[Data are estimates based on a sample, see Introduction. For meaning of symbols, see Introduction. For definitions of terms, see appendixes A and B.]

| Central Cities of SMSA's  | Total        | 1 person   | 2 persons  | 3 persons  | 4 persons  | 5 persons  | 6 persons  | 7 persons | 8 or more persons | Median      | Total persons |
|---|--------------|------------|------------|------------|------------|------------|------------|-----------|-------------------|-------------|---------------|
| <b>Owner-occupied housing units</b> .....                                   | <b>2 147</b> | <b>350</b> | <b>581</b> | <b>357</b> | <b>459</b> | <b>209</b> | <b>92</b>  | <b>62</b> | <b>37</b>         | <b>2.90</b> | <b>6 684</b>  |
| Nonrelatives present .....  | 149          | —          | 56         | 28         | 16         | 26         | 5          | 7         | 11                | 3.16        | 570           |
| <b>ROOMS</b>  |              |            |            |            |            |            |            |           |                   |             |               |
| 1 to 3 rooms .....  | 188          | 51         | 40         | 25         | 19         | 40         | 4          | 9         | —                 | 2.62        | 600           |
| 4 rooms .....   | 253          | 73         | 67         | 51         | 19         | 32         | 7          | 4         | —                 | 2.30        | 671           |
| 5 rooms .....   | 306          | 93         | 79         | 46         | 45         | 23         | 5          | 11        | 4                 | 2.26        | 825           |
| 6 rooms .....   | 409          | 65         | 178        | 74         | 48         | 21         | 18         | —         | 5                 | 2.28        | 1 095         |
| 7 rooms .....   | 347          | 34         | 112        | 70         | 68         | 20         | 17         | 16        | 10                | 2.89        | 1 098         |
| 8 or more rooms .....   | 644          | 34         | 105        | 91         | 260        | 73         | 41         | 22        | 18                | 3.85        | 2 395         |
| Median .....  | 6.3          | 5.0        | 6.1        | 6.3        | 7.8        | 6.0        | 7.2        | 6.9       | 7.4               | ...         | ...           |
| <b>PLUMBING FACILITIES BY PERSONS PER ROOM</b>                              |              |            |            |            |            |            |            |           |                   |             |               |
| <b>Complete plumbing for exclusive use</b> .....                            | <b>2 147</b> | <b>350</b> | <b>581</b> | <b>357</b> | <b>459</b> | <b>209</b> | <b>92</b>  | <b>62</b> | <b>37</b>         | <b>2.90</b> | <b>6 684</b>  |
| 1.00 or less .....  | 1 985        | 350        | 581        | 357        | 440        | 137        | 76         | 38        | 6                 | 2.67        | 5 764         |
| 1.01 to 1.50 .....  | 96           | —          | —          | —          | 14         | 32         | 12         | 11        | 27                | 5.67        | 557           |
| 1.51 or more .....  | 66           | —          | —          | —          | 5          | 40         | 4          | 13        | 4                 | 5.20        | 363           |
| <b>Lacking complete plumbing for exclusive use</b> .....                    | <b>—</b>     | <b>—</b>   | <b>—</b>   | <b>—</b>   | <b>—</b>   | <b>—</b>   | <b>—</b>   | <b>—</b>  | <b>—</b>          | <b>—</b>    | <b>—</b>      |
| 1.00 or less .....  | —            | —          | —          | —          | —          | —          | —          | —         | —                 | —           | —             |
| 1.01 to 1.50 .....  | —            | —          | —          | —          | —          | —          | —          | —         | —                 | —           | —             |
| 1.51 or more .....  | —            | —          | —          | —          | —          | —          | —          | —         | —                 | —           | —             |
| <b>UNITS IN STRUCTURE</b>   |              |            |            |            |            |            |            |           |                   |             |               |
| 1, detached or attached .....   | 1 923        | 246        | 513        | 324        | 456        | 201        | 67         | 59        | 37                | 3.13        | 6 136         |
| 2 or more .....   | 213          | 100        | 64         | 33         | 3          | 5          | 5          | 3         | —                 | 1.60        | 491           |
| Mobile home or trailer, etc. ....   | 11           | 4          | 4          | —          | —          | 3          | —          | —         | —                 | 1.88        | 57            |
| <b>VALUE</b>  |              |            |            |            |            |            |            |           |                   |             |               |
| <b>Specified owner-occupied housing units</b> .....                         | <b>1 791</b> | <b>223</b> | <b>485</b> | <b>299</b> | <b>427</b> | <b>181</b> | <b>84</b>  | <b>59</b> | <b>33</b>         | <b>3.13</b> | <b>5 659</b>  |
| Less than \$10,000 .....  | 4            | —          | 4          | —          | —          | —          | —          | —         | —                 | 2.00        | 15            |
| \$10,000 to \$19,999 .....  | 6            | —          | —          | 6          | —          | —          | —          | —         | —                 | 3.00        | 21            |
| \$20,000 to \$29,999 .....  | 30           | 19         | —          | —          | 6          | —          | 5          | —         | —                 | 1.29        | 60            |
| \$30,000 to \$39,999 .....  | 100          | 39         | 29         | —          | 12         | 11         | —          | 9         | —                 | 1.88        | 254           |
| \$40,000 to \$49,999 .....  | 225          | 41         | 51         | 47         | 39         | 33         | 7          | 7         | —                 | 2.94        | 683           |
| \$50,000 to \$59,999 .....  | 314          | 43         | 137        | 40         | 33         | 12         | 17         | 17        | 15                | 2.33        | 873           |
| \$60,000 to \$79,999 .....  | 632          | 43         | 154        | 135        | 176        | 70         | 30         | 14        | 10                | 3.38        | 2 018         |
| \$80,000 to \$99,999 .....  | 255          | 21         | 56         | 37         | 97         | 19         | 5          | 12        | 8                 | 3.64        | 869           |
| \$100,000 to \$149,999 .....  | 196          | 17         | 48         | 18         | 64         | 29         | 20         | —         | —                 | 3.73        | 771           |
| \$150,000 or more .....   | 29           | —          | 6          | 16         | —          | 7          | —          | —         | —                 | 3.03        | 95            |
| Median .....  | \$66 000     | \$55 100   | \$62 000   | \$67 900   | \$75 800   | \$67 500   | \$70 500   | \$59 000  | \$61 500          | ...         | ...           |
| <b>SELECTED CHARACTERISTICS</b>   |              |            |            |            |            |            |            |           |                   |             |               |
| <b>All income levels in 1979</b> .....                                      | <b>2 147</b> | <b>350</b> | <b>581</b> | <b>357</b> | <b>459</b> | <b>209</b> | <b>92</b>  | <b>62</b> | <b>37</b>         | <b>2.90</b> | <b>6 684</b>  |
| Median income .....   | \$22 607     | \$12 578   | \$23 250   | \$22 939   | \$25 918   | \$24 792   | \$26 125   | \$31 250  | \$17 312          | ...         | ...           |
| Median selected monthly owner costs as percentage of household income ..... | 19.1         | 28.5       | 15.3       | 19.4       | 18.4       | 24.3       | 18.7       | 28.2      | 33.9              | ...         | ...           |
| With a mortgage .....   | 20.3         | 36.5       | 17.5       | 21.7       | 19.0       | 24.3       | 18.7       | 28.2      | 33.9              | ...         | ...           |
| Not mortgaged .....   | 11.5         | 25.5       | 10—        | 10—        | 10—        | —          | —          | —         | —                 | ...         | ...           |
| <b>Income in 1979 below poverty level</b> .....                             | <b>106</b>   | <b>62</b>  | <b>7</b>   | <b>17</b>  | <b>6</b>   | <b>9</b>   | <b>5</b>   | <b>—</b>  | <b>—</b>          | <b>1.35</b> | <b>...</b>    |
| Median income .....   | \$3 255      | \$3 062    | \$3 750    | \$2500—    | \$3 750    | \$5 625    | \$23 750   | —         | —                 | ...         | ...           |
| Median selected monthly owner costs as percentage of household income ..... | 50+          | 50+        | 50+        | 50+        | 50+        | —          | —          | —         | —                 | ...         | ...           |
| With a mortgage .....   | 50+          | 50+        | 50+        | 50+        | 50+        | —          | —          | —         | —                 | ...         | ...           |
| Not mortgaged .....   | 50+          | 50+        | —          | —          | —          | —          | —          | —         | —                 | ...         | ...           |
| <b>Renter-occupied housing units</b> .....                                  | <b>2 471</b> | <b>938</b> | <b>610</b> | <b>329</b> | <b>204</b> | <b>116</b> | <b>112</b> | <b>82</b> | <b>80</b>         | <b>1.99</b> | <b>6 484</b>  |
| Nonrelatives present .....  | 352          | —          | 209        | 69         | 24         | 28         | 9          | 7         | 6                 | 2.34        | 1 008         |
| <b>ROOMS</b>  |              |            |            |            |            |            |            |           |                   |             |               |
| 1 room .....  | 291          | 194        | 23         | 47         | 12         | 15         | —          | —         | —                 | 1.25        | 501           |
| 2 rooms .....   | 387          | 177        | 73         | 53         | 21         | 13         | 34         | 10        | 6                 | 1.73        | 926           |
| 3 rooms .....   | 723          | 381        | 211        | 83         | 16         | 20         | 4          | —         | 8                 | 1.45        | 1 281         |
| 4 rooms .....   | 690          | 143        | 223        | 65         | 99         | 63         | 30         | 28        | 39                | 2.41        | 2 188         |
| 5 rooms .....   | 203          | 26         | 46         | 27         | 56         | —          | 23         | 13        | 12                | 3.54        | 776           |
| 6 rooms .....   | 55           | —          | 15         | 22         | —          | —          | —          | 18        | —                 | 3.07        | 258           |
| 7 or more rooms .....   | 122          | 17         | 19         | 32         | —          | 5          | 21         | 13        | 15                | 3.28        | 554           |
| Median .....  | 3.3          | 2.8        | 3.5        | 3.3        | 4.0        | 3.7        | 4.1        | 4.7       | 4.2               | ...         | ...           |
| <b>PLUMBING FACILITIES BY PERSONS PER ROOM</b>                              |              |            |            |            |            |            |            |           |                   |             |               |
| <b>Complete plumbing for exclusive use</b> .....                            | <b>2 276</b> | <b>866</b> | <b>577</b> | <b>293</b> | <b>191</b> | <b>89</b>  | <b>104</b> | <b>82</b> | <b>74</b>         | <b>1.97</b> | <b>5 937</b>  |
| 1.00 or less .....  | 1 850        | 866        | 560        | 215        | 155        | 5          | 21         | 13        | 15                | 1.61        | 3 726         |
| 1.01 to 1.50 .....  | 180          | —          | —          | 43         | 9          | 44         | 53         | 31        | —                 | 5.36        | 807           |
| 1.51 or more .....  | 246          | —          | 17         | 35         | 27         | 40         | 30         | 38        | 59                | 5.63        | 1 404         |
| <b>Lacking complete plumbing for exclusive use</b> .....                    | <b>195</b>   | <b>72</b>  | <b>33</b>  | <b>13</b>  | <b>27</b>  | <b>8</b>   | <b>8</b>   | <b>—</b>  | <b>6</b>          | <b>2.27</b> | <b>547</b>    |
| 1.00 or less .....  | 113          | 72         | 27         | 14         | —          | —          | —          | —         | —                 | 1.28        | 164           |
| 1.01 to 1.50 .....  | 36           | —          | —          | 10         | 7          | 19         | —          | —         | —                 | 4.55        | 155           |
| 1.51 or more .....  | 46           | —          | 6          | 12         | 6          | 8          | 8          | —         | 6                 | 4.33        | 228           |
| <b>UNITS IN STRUCTURE</b>   |              |            |            |            |            |            |            |           |                   |             |               |
| 1, detached or attached .....   | 374          | 67         | 68         | 63         | 33         | 25         | 33         | 48        | 37                | 3.33        | 1 466         |
| 2 .....   | 84           | 39         | 22         | —          | 8          | —          | 5          | —         | 10                | 1.64        | 247           |
| 3 and 4 .....   | 209          | 45         | 70         | 43         | 34         | —          | 8          | —         | 9                 | 2.35        | 629           |
| 5 to 9 .....  | 251          | 76         | 60         | 33         | 35         | 41         | 6          | —         | —                 | 2.32        | 701           |
| 10 to 49 .....  | 982          | 423        | 272        | 137        | 65         | 19         | 37         | 21        | 8                 | 1.75        | 2 161         |
| 50 or more .....  | 561          | 288        | 114        | 53         | 29         | 31         | 23         | 13        | 10                | 1.47        | 1 199         |
| Mobile home or trailer, etc. ....   | 10           | —          | 4          | —          | —          | —          | —          | —         | 6                 | 8.5+        | 81            |
| <b>GROSS RENT</b>   |              |            |            |            |            |            |            |           |                   |             |               |
| <b>Specified renter-occupied housing units</b> .....                        | <b>2 454</b> | <b>930</b> | <b>601</b> | <b>329</b> | <b>204</b> | <b>116</b> | <b>112</b> | <b>82</b> | <b>80</b>         | <b>1.99</b> | <b>6 449</b>  |
| Less than \$100 .....   | 204          | 107        | 27         | 6          | 20         | 31         | 6          | 7         | 7                 | 1.45        | 527           |
| \$100 to \$149 .....  | 218          | 136        | 25         | —          | 4          | —          | 18         | 7         | 9                 | 1.30        | 563           |
| \$150 to \$199 .....  | 543          | 149        | 170        | 92         | 58         | 31         | 25         | 8         | 10                | 2.22        | 1 392         |
| \$200 to \$249 .....  | 579          | 241        | 159        | 70         | 36         | 8          | 34         | 15        | 16                | 1.81        | 1 355         |
| \$250 to \$299 .....  | 464          | 166        | 141        | 61         | 48         | 17         | 6          | 15        | 10                | 1.97        | 1 138         |
| \$300 to \$349 .....  | 151          | 73         | 38         | 10         | 8          | 9          | 8          | —         | 5                 | 1.57        | 382           |
| \$350 to \$399 .....  | 88           | 26         | 12         | 23         | —          | —          | 10         | 12        | 5                 | 2.76        | 330           |
| \$400 to \$499 .....  | 122          | 9          | 16         | 19         | 21         | 15         | 5          | 19        | 18                | 4.31        | 548           |
| \$500 or more .....   | 51           | 8          | 7          | 22         | 9          | 5          | —          | —         | —                 | 2.98        | 137           |
| No cash rent .....  | 34           | 15         | 6          | 7          | —          | —          | —          | 6         | —                 | 1.83        | 77            |
| Median .....  | \$224        | \$216      | \$230      | \$223      | \$231      | \$184      | \$208      | \$270     | \$247             | ...         | ...           |
| <b>SELECTED CHARACTERISTICS</b>   |              |            |            |            |            |            |            |           |                   |             |               |
| <b>All income levels in 1979</b> .....                                      | <b>2 471</b> | <b>938</b> | <b>610</b> | <b>329</b> | <b>204</b> | <b>116</b> | <b>112</b> | <b>82</b> | <b>80</b>         | <b>1.99</b> | <b>6 484</b>  |
| Median income .....   | \$9 052      | \$6 698    | \$11 667   | \$12 292   | \$9 423    | \$12 132   | \$6 023    | \$11 250  | \$10 000          | ...         | ...           |
| Median gross rent as percentage of household income .....                   | 26.9         | 33.2       | 22.7       | 22.6       | 29.1       | 18.3       | 32.1       | 45.0      | 25.1              | ...         | ...           |
| <b>Income in 1979 below poverty level</b> .....                             | <b>800</b>   | <b>268</b> | <b>106</b> | <b>99</b>  | <b>109</b> | <b>45</b>  | <b>69</b>  | <b>40</b> | <b>64</b>         | <b>2.76</b> | <b>...</b>    |
| Median income .....   | \$2 903      | \$2500—    | \$3 158    | \$2500—    | \$2500—    | \$6 726    | \$4 178    | \$2 895   | \$7 321           | ...         | ...           |
| Median gross rent as percentage of household income .....                   | 50+          | 50+        | 50+        | 50+        | 50+        | 35.8       | 50+        | 50+       | 27.2              | ...         | ...           |

Table C—56. Household Composition and Age of Householder for Owner- and Renter-Occupied Housing Units With an Asian or Pacific Islander Householder: 1980

[Data are estimates based on a sample, see Introduction. For meaning of symbols, see Introduction. For definitions of terms, see appendixes A and B.]

|   | Married-couple families |      |                |       |                | Male householder, no wife present |                |       |                   |      | Female householder, no husband present |      |                |      |                | Median age |                |      |                   |      |      |
|---|-------------------------|------|----------------|-------|----------------|-----------------------------------|----------------|-------|-------------------|------|--|------|----------------|------|----------------|------------|----------------|------|-------------------|------|------|
|   | 15 to 24 years          |      | 25 to 34 years |       | 35 to 44 years |                                   | 45 to 64 years |       | 65 years and over |      | 15 to 24 years                         |      | 25 to 34 years |      | 35 to 44 years |            | 45 to 64 years |      | 65 years and over |      |      |
|   | Total                   | 114  | 673            | 321   | 332            | 36                                | 332            | 321   | 673               | 114  | 24                                     | 92   | 52             | 89   | 8              |            | 14             | 105  | 57                | 171  | 59   |
| <b>Owner-occupied housing units</b>   | 2 147                   | 114  | 673            | 321   | 332            | 36                                | 332            | 321   | 673               | 114  | 24                                     | 92   | 52             | 89   | 8              | 14         | 105            | 57   | 171               | 59   | 45.7 |
| <b>PERSONS IN UNIT</b>  | 350                     | 79   | 201            | 26    | 89             | 26                                | 89             | 26    | 201               | 79   | 12                                     | 59   | 22             | 59   | 8              | 8          | 49             | 17   | 68                | 48   | 47.2 |
| 1 person  | 581                     | 11   | 125            | 77    | 72             | 11                                | 72             | 77    | 125               | 11   | 12                                     | 26   | 15             | 19   | 8              | 6          | 16             | 4    | 55                | 48   | 52.4 |
| 2 persons   | 357                     | 115  | 168            | 121   | 115            | 115                               | 121            | 168   | 168               | 115  | 6                                      | 7    | 6              | 6    | —              | —          | 12             | 11   | 33                | 7    | 44.5 |
| 3 persons   | 409                     | 191  | 114            | 51    | 117            | 10                                | 39             | 46    | 114               | 191  | —                                      | —    | —              | —    | —              | —          | 16             | 5    | 19                | —    | 42.8 |
| 4 persons   | 209                     | 191  | 65             | 46    | 39             | 10                                | 39             | 46    | 65                | 191  | —                                      | —    | —              | —    | —              | —          | 7              | 6    | —                 | —    | 46.1 |
| 5 persons   | 191                     | 219  | 3.54           | 3.98  | 3.54           | 2.19                              | 3.54           | 3.98  | 3.54              | 2.19 | 1.50                                   | 1.28 | 1.77           | 1.25 | 1.00           | 1.38       | 1.72           | 3.18 | 1.82              | 4    | 43.4 |
| 6 or more persons   | 6 684                   | 112  | 2 403          | 1 311 | 1 188          | 112                               | 1 188          | 1 311 | 2 403             | 112  | 38                                     | 150  | 146            | 131  | 10             | 20         | 254            | 154  | 348               | 90   | 45.7 |
| Median  | 2 90                    | 2.22 | 3.56           | 3.98  | 3.54           | 2.22                              | 3.56           | 3.98  | 3.56              | 2.22 | 1.50                                   | 1.28 | 1.77           | 1.25 | 1.00           | 1.38       | 1.72           | 3.18 | 1.82              | 4    | 43.4 |
| Total persons   | 6 684                   | 329  | 2 403          | 1 311 | 1 188          | 112                               | 1 188          | 1 311 | 2 403             | 329  | 38                                     | 150  | 146            | 131  | 10             | 20         | 254            | 154  | 348               | 90   | 45.7 |
| <b>PLUMBING FACILITIES BY PERSONS PER ROOM</b>  | 2 147                   | 114  | 673            | 321   | 332            | 36                                | 332            | 321   | 673               | 114  | 24                                     | 92   | 52             | 89   | 8              | 14         | 105            | 57   | 171               | 59   | 45.7 |
| Complete plumbing for exclusive use   | 162                     | 5    | 56             | 48    | 33             | —                                 | 33             | 48    | 56                | 5    | —                                      | —    | —              | —    | —              | —          | 10             | 6    | —                 | 4    | 42.6 |
| 1.01 or more persons per room   | —                       | —    | —              | —     | —              | —                                 | —              | —     | —                 | —    | —                                      | —    | —              | —    | —              | —          | —              | —    | —                 | —    | —    |
| Lacking complete plumbing for exclusive use   | —                       | —    | —              | —     | —              | —                                 | —              | —     | —                 | —    | —                                      | —    | —              | —    | —              | —          | —              | —    | —                 | —    | —    |
| 1.01 or more persons per room   | —                       | —    | —              | —     | —              | —                                 | —              | —     | —                 | —    | —                                      | —    | —              | —    | —              | —          | —              | —    | —                 | —    | —    |
| <b>MORTGAGE STATUS AND SELECTED MONTHLY OWNER COSTS AS PERCENTAGE OF HOUSEHOLD INCOME IN 1979</b> | 1 791                   | 76   | 573            | 304   | 306            | 36                                | 306            | 304   | 573               | 76   | 18                                     | 63   | 32             | 75   | 8              | 6          | 62             | 51   | 144               | 37   | 45.4 |
| With a mortgage   | 1 576                   | 39   | 488            | 299   | 298            | 36                                | 298            | 299   | 488               | 39   | 18                                     | 54   | 32             | 58   | —              | 6          | 62             | 51   | 131               | 4    | 43.3 |
| Less than 15 percent  | 500                     | 32   | 264            | 57    | 30             | —                                 | 30             | 57    | 264               | 32   | 6                                      | 23   | 15             | 37   | —              | 6          | 7              | 16   | 36                | —    | 50.2 |
| 15 to 19 percent  | 278                     | —    | 77             | 73    | 58             | —                                 | 58             | 73    | 77                | —    | 6                                      | 6    | 4              | 7    | —              | —          | 5              | 21   | —                 | 4    | 41.8 |
| 20 to 24 percent  | 157                     | —    | 27             | 33    | 33             | 7                                 | 33             | 33    | 27                | —    | —                                      | 6    | 6              | 6    | —              | —          | 10             | 12   | —                 | —    | 38.2 |
| 25 to 29 percent  | 174                     | —    | 33             | 36    | 46             | 6                                 | 46             | 36    | 33                | —    | —                                      | 7    | 7              | —    | —              | —          | 17             | 9    | 13                | —    | 38.1 |
| 30 to 34 percent  | 120                     | —    | 21             | 33    | 52             | 23                                | 52             | 33    | 21                | —    | —                                      | —    | —              | —    | —              | —          | 8              | 6    | —                 | —    | 35.0 |
| 35 percent or more  | 347                     | 7    | 66             | 50    | 79             | 23                                | 79             | 50    | 66                | 7    | 12                                     | 18   | —              | 8    | —              | 15         | 14             | 55   | —                 | —    | 38.3 |
| Not computed  | —                       | —    | —              | —     | —              | —                                 | —              | —     | —                 | —    | —                                      | —    | —              | —    | —              | —          | —              | —    | —                 | —    | —    |
| Median  | 20.3                    | 12.6 | 14.2           | 21.9  | 28.0           | 36.7                              | 28.0           | 21.9  | 14.2              | 12.6 | 45.0                                   | 23.3 | 16.3           | 13.4 | —              | 12.5       | 27.6           | 24.0 | 28.3              | 17.5 | —    |
| <b>Not mortgaged</b>  | 215                     | 37   | 85             | 5     | 8              | —                                 | 8              | 5     | 85                | 37   | —                                      | 9    | —              | 17   | 8              | —          | —              | —    | 13                | —    | 62.2 |
| Less than 10 percent  | 90                      | —    | 59             | —     | —              | —                                 | —              | —     | 59                | —    | —                                      | 3    | —              | 7    | —              | —          | —              | —    | —                 | —    | 61.8 |
| 10 to 14 percent  | 59                      | —    | 20             | —     | —              | —                                 | —              | —     | 20                | —    | —                                      | 6    | —              | 4    | —              | —          | —              | —    | —                 | —    | 59.5 |
| 15 to 19 percent  | 21                      | —    | 6              | —     | —              | —                                 | —              | —     | 6                 | —    | —                                      | —    | —              | 6    | —              | —          | —              | —    | —                 | —    | 62.0 |
| 20 to 24 percent  | 8                       | —    | —              | —     | —              | —                                 | —              | —     | —                 | —    | —                                      | —    | —              | —    | —              | —          | —              | —    | —                 | —    | 57.5 |
| 25 to 29 percent  | 24                      | —    | —              | —     | —              | —                                 | —              | —     | —                 | —    | —                                      | —    | —              | —    | —              | —          | —              | —    | —                 | —    | 82.5 |
| 30 to 34 percent  | 5                       | —    | —              | —     | —              | —                                 | —              | —     | —                 | —    | —                                      | —    | —              | —    | —              | —          | —              | —    | —                 | —    | 77.5 |
| 35 percent or more  | 8                       | —    | —              | —     | —              | —                                 | —              | —     | —                 | —    | —                                      | —    | —              | —    | —              | —          | —              | —    | —                 | —    | 85+  |
| Not computed  | —                       | —    | —              | —     | —              | —                                 | —              | —     | —                 | —    | —                                      | —    | —              | —    | —              | —          | —              | —    | —                 | —    | —    |
| Median  | 11.5                    | 11.2 | 10             | 12.5  | 27.5           | —                                 | 27.5           | 12.5  | 10                | 11.2 | —                                      | 11.3 | —              | 11.9 | 27.5           | —          | —              | —    | 20.9              | 27.8 | —    |
| <b>Renter-occupied housing units</b>  | 2 471                   | 46   | 150            | 196   | 445            | 118                               | 445            | 196   | 150               | 46   | 284                                    | 323  | 86             | 101  | 24             | 120        | 188            | 118  | 84                | 188  | 32.2 |
| <b>PERSONS IN UNIT</b>  | 938                     | 32   | 28             | 29    | 143            | 36                                | 143            | 29    | 28                | 32   | 176                                    | 194  | 63             | 89   | 24             | 70         | 96             | 28   | 32                | 166  | 32.0 |
| 1 person  | 610                     | 35   | 17             | 41    | 137            | 35                                | 137            | 41    | 17                | 35   | 62                                     | 97   | 16             | —    | —              | 25         | 71             | 28   | 30                | 13   | 30.5 |
| 2 persons   | 329                     | 29   | 21             | 37    | 62             | 29                                | 62             | 37    | 21                | 29   | 32                                     | 32   | 7              | 6    | —              | 7          | 4              | 11   | 10                | —    | 31.0 |
| 3 persons   | 204                     | 116  | 17             | 21    | 39             | 5                                 | 39             | 21    | 17                | 116  | 7                                      | —    | —              | —    | —              | 18         | 4              | 8    | 12                | —    | 32.3 |
| 4 persons   | 116                     | 13   | 64             | 68    | 64             | 13                                | 64             | 68    | 64                | 13   | 7                                      | —    | —              | —    | —              | 5          | 5              | 15   | —                 | —    | 35.5 |
| 5 persons   | 274                     | 3.16 | 5.03           | 4.26  | 3.08           | 3.16                              | 3.08           | 4.26  | 5.03              | 3.16 | 1.31                                   | 1.33 | 1.18           | 1.07 | 1.00           | 1.36       | 1.48           | 2.77 | 1.83              | 9    | 41.3 |
| 6 or more persons   | 6 484                   | 417  | 824            | 844   | 1 508          | 417                               | 1 508          | 844   | 824               | 417  | 457                                    | 492  | 115            | 167  | 32             | 209        | 319            | 497  | 222               | 265  | —    |
| Median  | 2 276                   | 39   | 143            | 190   | 390            | 104                               | 390            | 190   | 143               | 39   | 255                                    | 305  | 78             | 91   | 24             | 107        | 188            | 110  | 84                | 168  | 32.4 |
| Complete plumbing for exclusive use   | 426                     | 7    | 76             | 97    | 130            | 33                                | 130            | 97    | 76                | 7    | 7                                      | 6    | 10             | 6    | —              | 13         | 17             | 28   | —                 | 9    | 37.3 |
| 1.01 or more persons per room   | 195                     | 14   | 7              | 6     | 55             | 14                                | 55             | 6     | 7                 | 14   | 29                                     | 18   | 8              | 10   | —              | —          | —              | —    | —                 | 20   | 30.5 |
| Lacking complete plumbing for exclusive use   | 82                      | —    | —              | —     | 48             | —                                 | 48             | —     | —                 | —    | 7                                      | —    | —              | —    | —              | —          | —              | —    | —                 | —    | 28.1 |
| 1.01 or more persons per room   | —                       | —    | —              | —     | —              | —                                 | —              | —     | —                 | —    | —                                      | —    | —              | —    | —              | —          | —              | —    | —                 | —    | —    |
| <b>GROSS RENT AS PERCENTAGE OF HOUSEHOLD INCOME IN 1979</b>                                       | 2 454                   | 46   | 150            | 196   | 445            | 109                               | 445            | 196   | 150               | 46   | 284                                    | 323  | 86             | 97   | 24             | 120        | 188            | 118  | 84                | 184  | 32.2 |
| Less than 15 percent  | 514                     | 8    | 53             | 52    | 135            | 8                                 | 135            | 52    | 53                | 8    | 34                                     | 64   | 20             | 36   | —              | —          | 22             | 12   | 23                | 24   | 34.8 |
| 15 to 19 percent  | 306                     | 16   | 71             | 41    | 71             | 16                                | 71             | 41    | 71                | 16   | 11                                     | 68   | 11             | 12   | —              | —          | 40             | 13   | 6                 | 6    | 30.8 |
| 20 to 24 percent  | 209                     | 5    | 26             | 12    | 24             | 5                                 | 24             | 12    | 26                | 5    | 15                                     | 10   | 14             | 15   | —              | —          | 12             | 14   | 15                | 12   | 39.5 |
| 25 to 29 percent  | 237                     | 13   | 69             | 28    | 69             | 13                                | 69             | 28    | 69                | 13   | 19                                     | 33   | 5              | 6    | —              | —          | 11             | 17   | 7                 | 7    | 32.0 |
| 30 to 34 percent  | 118                     | —    | 17             | —     | 31             | —                                 | 31             | —     | 17                | —    | 7                                      | 19   | 5              | —    | —              | —          | 19             | 17   | —                 | 9    | 30.2 |
| 35 to 49 percent  | 348                     | 22   | 9              | 15    | 94             | 22                                | 94             | 15    | 9                 | 22   | 67                                     | 44   | 20             | 5    | 20             | 42         | 24             | 36   | 6                 | 43   | 30.5 |
| 50 percent or more  | 504                     | 24   | 33             | 22    | 21             | 24                                | 21             | 22    | 33                | 24   | 74                                     | 46   | 7              | 7    | 4              | 32         | 60             | 26   | 27                | 33   | 29.6 |
| Not computed  | 218                     | 21   | 12             | 26    | 21             | 21                                | 21             | 26    | 12                | 21   | 57                                     | 8    | 8              | 6    | —              | 27         | —              | —    | —                 | 25   | 27.0 |
| Median  | 26.9                    | 36.3 | 23.1           | 19.0  | 21.3           | 36.3                              | 21.3           | 19.0  | 23.1              | 36.3 | 41.2                                   | 23.2 | 24.0           | 19.0 | 40.0           | 43.7       | 32.4           | 35.9 | 24.3              | 33.1 | —    |

Table C-57. Age and Sex of Householder in One-Person Households for Owner- and Renter-Occupied Housing Units With an Asian or Pacific Islander Householder: 1980

[Data are estimates based on a sample, see Introduction. For meaning of symbols, see Introduction. For definitions of terms, see appendixes A and B]

| Central Cities of SMSA's   | Total      | Male householder |                |                |                |                | Female householder |            |                |                |                |                |                   |
|--|------------|------------------|----------------|----------------|----------------|----------------|--------------------|------------|----------------|----------------|----------------|----------------|-------------------|
|  |            | Total            | 15 to 24 years | 25 to 34 years | 35 to 44 years | 45 to 64 years | 65 years and over  | Total      | 15 to 24 years | 25 to 34 years | 35 to 44 years | 45 to 64 years | 65 years and over |
| <b>Owner-occupied housing units</b> .....  | <b>350</b> | <b>160</b>       | <b>12</b>      | <b>59</b>      | <b>22</b>      | <b>59</b>      | <b>8</b>           | <b>190</b> | <b>8</b>       | <b>49</b>      | <b>17</b>      | <b>68</b>      | <b>48</b>         |
| <b>PLUMBING FACILITIES</b>   |            |                  |                |                |                |                |                    |            |                |                |                |                |                   |
| Complete plumbing for exclusive use.....   | 350        | 160              | 12             | 59             | 22             | 59             | 8                  | 190        | 8              | 49             | 17             | 68             | 48                |
| Lacking complete plumbing for exclusive use.....                                   | —          | —                | —              | —              | —              | —              | —                  | —          | —              | —              | —              | —              | —                 |
| <b>UNITS IN STRUCTURE</b>  |            |                  |                |                |                |                |                    |            |                |                |                |                |                   |
| 1, detached or attached.....   | 246        | 127              | 12             | 49             | 7              | 51             | 8                  | 119        | —              | 23             | 17             | 53             | 26                |
| 2 or more.....   | 100        | 29               | —              | 6              | 15             | 8              | —                  | 71         | 8              | 26             | —              | 15             | 22                |
| Mobile home or trailer, etc.....   | 4          | 4                | —              | 4              | —              | —              | —                  | —          | —              | —              | —              | —              | —                 |
| <b>HOUSEHOLD INCOME IN 1979</b>  |            |                  |                |                |                |                |                    |            |                |                |                |                |                   |
| Less than \$5,000.....   | 73         | 26               | 6              | 6              | 6              | 8              | —                  | 47         | —              | —              | —              | 31             | 16                |
| \$5,000 to \$9,999.....  | 46         | 17               | —              | —              | —              | 9              | 8                  | 29         | —              | 5              | —              | 5              | 19                |
| \$10,000 to \$12,499.....  | 55         | 6                | —              | 6              | —              | —              | —                  | 49         | —              | 8              | 8              | 20             | 13                |
| \$12,500 to \$14,999.....  | 32         | 6                | —              | 6              | —              | —              | —                  | 26         | 8              | 18             | —              | —              | —                 |
| \$15,000 to \$19,999.....  | 56         | 45               | 6              | 19             | 16             | 4              | —                  | 11         | —              | 11             | —              | —              | —                 |
| \$20,000 to \$24,999.....  | 39         | 17               | —              | 4              | —              | 13             | —                  | 22         | —              | 7              | 9              | 6              | —                 |
| \$25,000 to \$34,999.....  | 24         | 24               | —              | 18             | —              | 6              | —                  | —          | —              | —              | —              | —              | —                 |
| \$35,000 to \$49,999.....  | 18         | 12               | —              | —              | —              | 12             | —                  | 6          | —              | —              | —              | 6              | —                 |
| \$50,000 or more.....  | 7          | 7                | —              | —              | —              | 7              | —                  | —          | —              | —              | —              | —              | —                 |
| Median.....  | \$12 578   | \$17 155         | \$10 000       | \$18 438       | \$15 781       | \$23 393       | \$6 250            | \$10 969   | \$13 750       | \$14 097       | \$20 139       | \$6 500        | \$7 500           |
| Mean.....  | \$15 242   | \$20 319         | \$9 033        | \$18 646       | \$13 693       | \$28 834       | \$5 010            | \$10 966   | \$12 530       | \$13 940       | \$17 064       | \$9 828        | \$7 123           |
| <b>MORTGAGE STATUS AND SELECTED MONTHLY OWNER COSTS</b>                            |            |                  |                |                |                |                |                    |            |                |                |                |                |                   |
| Specified owner-occupied housing units.....  | 223        | 115              | 12             | 43             | 7              | 45             | 8                  | 108        | —              | 17             | 17             | 48             | 26                |
| <b>With a mortgage</b> .....   | 168        | 91               | 12             | 37             | 7              | 35             | —                  | 77         | —              | 17             | 17             | 43             | —                 |
| Less than \$200.....   | 21         | —                | —              | —              | —              | —              | —                  | 21         | —              | —              | —              | 21             | —                 |
| \$200 to \$249.....  | 31         | 13               | —              | —              | —              | 13             | —                  | 18         | —              | 7              | —              | 11             | —                 |
| \$250 to \$299.....  | 16         | 7                | —              | —              | —              | 7              | —                  | 9          | —              | —              | 9              | —              | —                 |
| \$300 to \$349.....  | 15         | 7                | —              | 7              | —              | —              | —                  | 8          | —              | —              | 8              | —              | —                 |
| \$350 to \$399.....  | 12         | 7                | —              | —              | 7              | —              | —                  | 5          | —              | 5              | —              | —              | —                 |
| \$400 to \$499.....  | 42         | 26               | —              | 18             | —              | 8              | —                  | 16         | —              | 5              | —              | 11             | —                 |
| \$500 to \$599.....  | 6          | 6                | —              | 6              | —              | —              | —                  | —          | —              | —              | —              | —              | —                 |
| \$600 to \$749.....  | 25         | 25               | 12             | 6              | —              | 7              | —                  | —          | —              | —              | —              | —              | —                 |
| \$750 or more.....   | —          | —                | —              | —              | —              | —              | —                  | —          | —              | —              | —              | —              | —                 |
| Median.....  | \$354      | \$464            | \$675          | \$473          | \$375          | \$282          | —                  | \$249      | —              | \$365          | \$297          | \$202          | —                 |
| <b>Not mortgaged</b> .....   | 55         | 24               | —              | 6              | —              | 10             | 8                  | 31         | —              | —              | —              | 5              | 26                |
| Less than \$50.....  | —          | —                | —              | —              | —              | —              | —                  | —          | —              | —              | —              | —              | —                 |
| \$50 to \$74.....  | —          | —                | —              | —              | —              | —              | —                  | —          | —              | —              | —              | —              | —                 |
| \$75 to \$99.....  | —          | —                | —              | —              | —              | —              | —                  | —          | —              | —              | —              | —              | —                 |
| \$100 to \$124.....  | 29         | 14               | —              | —              | —              | 6              | 8                  | 15         | —              | —              | —              | 5              | 10                |
| \$125 to \$149.....  | 14         | 6                | —              | 6              | —              | —              | —                  | 8          | —              | —              | —              | —              | 8                 |
| \$150 to \$199.....  | 4          | 4                | —              | —              | —              | 4              | —                  | —          | —              | —              | —              | —              | —                 |
| \$200 to \$249.....  | 8          | —                | —              | —              | —              | —              | —                  | 8          | —              | —              | —              | —              | 8                 |
| \$250 or more.....   | —          | —                | —              | —              | —              | —              | —                  | —          | —              | —              | —              | —              | —                 |
| Median.....  | \$124      | \$121            | —              | \$138          | —              | \$121          | \$113              | \$127      | —              | —              | —              | \$113          | \$134             |
| <b>SELECTED CHARACTERISTICS</b>  |            |                  |                |                |                |                |                    |            |                |                |                |                |                   |
| Median selected monthly owner costs as percentage of household income in 1979..... | 28.5       | 25.6             | 50.0           | 27.5           | 27.5           | 14.6           | 27.5               | 36.5       | —              | 36.5           | 14.7           | 50+            | 30.0              |
| With a mortgage.....   | 36.5       | 27.3             | 50.0           | 29.6           | 27.5           | 14.0           | —                  | 39.4       | —              | 36.5           | 14.7           | 50+            | —                 |
| Not mortgaged.....   | 25.5       | 16.7             | —              | 12.5           | —              | 15.8           | 27.5               | 28.4       | —              | —              | —              | 17.5           | 30.0              |
| Income in 1979 below poverty level.....  | 62         | 20               | 6              | 6              | —              | 8              | —                  | 42         | —              | —              | —              | 31             | 11                |
| Percent below poverty level.....   | 17.7       | 12.5             | 50.0           | 10.2           | —              | 13.6           | —                  | 22.1       | —              | —              | —              | 45.6           | 22.9              |
| <b>Renter-occupied housing units</b> .....   | <b>938</b> | <b>546</b>       | <b>176</b>     | <b>194</b>     | <b>63</b>      | <b>89</b>      | <b>24</b>          | <b>392</b> | <b>70</b>      | <b>96</b>      | <b>28</b>      | <b>32</b>      | <b>166</b>        |
| <b>PLUMBING FACILITIES</b>   |            |                  |                |                |                |                |                    |            |                |                |                |                |                   |
| Complete plumbing for exclusive use.....   | 866        | 502              | 163            | 181            | 55             | 79             | 24                 | 364        | 70             | 96             | 20             | 32             | 146               |
| Lacking complete plumbing for exclusive use.....                                   | 72         | 44               | 13             | 13             | 8              | 10             | —                  | 28         | —              | —              | 8              | —              | 20                |
| <b>UNITS IN STRUCTURE</b>  |            |                  |                |                |                |                |                    |            |                |                |                |                |                   |
| 1, detached or attached.....   | 67         | 42               | 28             | 6              | —              | 4              | 4                  | 25         | 13             | 8              | —              | —              | 4                 |
| 2.....   | 39         | 10               | 4              | 6              | —              | —              | —                  | 29         | 6              | 11             | —              | 8              | 4                 |
| 3 and 4.....   | 45         | 33               | 8              | 13             | 12             | —              | —                  | 12         | —              | 7              | —              | —              | 5                 |
| 5 to 9.....  | 76         | 52               | 8              | 18             | —              | 20             | 6                  | 24         | —              | 7              | —              | 12             | 5                 |
| 10 to 49.....  | 423        | 264              | 78             | 107            | 40             | 25             | 14                 | 159        | 37             | 54             | 22             | 7              | 39                |
| 50 or more.....  | 288        | 145              | 50             | 44             | 11             | 40             | —                  | 143        | 14             | 9              | 6              | 5              | 109               |
| Mobile home or trailer, etc.....   | —          | —                | —              | —              | —              | —              | —                  | —          | —              | —              | —              | —              | —                 |
| <b>HOUSEHOLD INCOME IN 1979</b>  |            |                  |                |                |                |                |                    |            |                |                |                |                |                   |
| Less than \$5,000.....   | 344        | 173              | 94             | 24             | 18             | 19             | 18                 | 171        | 25             | 14             | 8              | 6              | 118               |
| \$5,000 to \$9,999.....  | 288        | 152              | 48             | 73             | 15             | 10             | 6                  | 136        | 45             | 41             | 7              | 14             | 29                |
| \$10,000 to \$12,499.....  | 46         | 36               | 12             | 18             | —              | 6              | —                  | 10         | —              | 4              | 6              | —              | —                 |
| \$12,500 to \$14,999.....  | 53         | 43               | 9              | 27             | —              | 7              | —                  | 10         | —              | 10             | —              | —              | —                 |
| \$15,000 to \$19,999.....  | 109        | 83               | —              | 52             | 12             | 19             | —                  | 26         | —              | 14             | 7              | —              | 5                 |
| \$20,000 to \$24,999.....  | 46         | 28               | 7              | —              | 6              | 15             | —                  | 18         | —              | 8              | —              | 5              | 5                 |
| \$25,000 to \$34,999.....  | 40         | 24               | 6              | —              | 12             | 6              | —                  | 16         | —              | —              | —              | 7              | 9                 |
| \$35,000 to \$49,999.....  | —          | —                | —              | —              | —              | —              | —                  | —          | —              | —              | —              | —              | —                 |
| \$50,000 or more.....  | 12         | 7                | —              | —              | —              | 7              | —                  | 5          | —              | 5              | —              | —              | —                 |
| Median.....  | \$6 698    | \$8 219          | \$4 250        | \$10 000       | \$9 063        | \$15 446       | \$4 167            | \$5 595    | \$6 316        | \$7 073        | \$7 143        | \$6 786        | \$4 089           |
| Mean.....  | \$9 292    | \$10 058         | \$5 698        | \$10 355       | \$12 599       | \$17 674       | \$4 719            | \$8 225    | \$5 211        | \$12 078       | \$9 622        | \$13 856       | \$5 947           |
| <b>GROSS RENT</b>  |            |                  |                |                |                |                |                    |            |                |                |                |                |                   |
| Specified renter-occupied housing units.....                                       | 930        | 542              | 176            | 194            | 63             | 85             | 24                 | 388        | 70             | 96             | 28             | 32             | 162               |
| Less than \$100.....   | 107        | 51               | 11             | 7              | 8              | 19             | 6                  | 56         | —              | —              | —              | 5              | 51                |
| \$100 to \$149.....  | 136        | 47               | —              | 16             | 5              | 18             | 8                  | 89         | —              | 12             | 8              | 8              | 61                |
| \$150 to \$199.....  | 149        | 93               | 24             | 35             | 17             | 13             | 4                  | 56         | 12             | 17             | —              | 13             | 14                |
| \$200 to \$249.....  | 241        | 142              | 51             | 62             | 13             | 16             | —                  | 99         | 38             | 24             | 13             | 6              | 18                |
| \$250 to \$299.....  | 166        | 116              | 52             | 48             | 10             | —              | 6                  | 50         | 14             | 24             | 7              | —              | 5                 |
| \$300 to \$349.....  | 73         | 56               | 12             | 20             | 5              | 19             | —                  | 17         | —              | 11             | —              | —              | 6                 |
| \$350 to \$399.....  | 26         | 19               | 8              | 6              | 5              | —              | —                  | 7          | —              | —              | —              | —              | 7                 |
| \$400 to \$499.....  | 9          | 9                | —              | —              | —              | —              | —                  | —          | —              | —              | —              | —              | —                 |
| \$500 or more.....   | 8          | —                | —              | —              | —              | —              | —                  | 8          | —              | 8              | —              | —              | —                 |
| No cash rent.....  | 15         | 9                | 9              | —              | —              | —              | —                  | 6          | 6              | —              | —              | —              | —                 |
| Median.....  | \$216      | \$229            | \$247          | \$231          | \$228          | \$184          | \$148              | \$193      | \$232          | \$243          | \$212          | \$185          | \$129             |
| <b>SELECTED CHARACTERISTICS</b>  |            |                  |                |                |                |                |                    |            |                |                |                |                |                   |
| Median gross rent as percentage of household income in 1979.....                   | 33.2       | 29.6             | 48.4           | 26.5           | 27.5           | 17.7           | 40.0               | 37.2       | 39.6           | 37.0           | 35.6           | 22.5           | 40.7              |
| Income in 1979 below poverty level.....  | 268        | 131              | 83             | 24             | 8              | 10             | 6                  | 137        | 25             | 14             | —              | 6              | 92                |
| Percent below poverty level.....   | 28.6       | 24.0             | 47.2           | 12.4           | 12.7           | 11.2           | 25.0               | 34.9       | 35.7           | 14.6           | —              | 18.8           | 55.4              |

Table C—58. Value of Owner-Occupied Housing Units With a Spanish Origin Householder: 1980

[Data are estimates based on a sample, see Introduction. For meaning of symbols, see Introduction. For definitions of terms, see appendixes A and B.]

| Central Cities of SMSA's  | Total           | Less than \$10,000 | \$10,000 to \$19,999 | \$20,000 to \$29,999 | \$30,000 to \$39,999 | \$40,000 to \$49,999 | \$50,000 to \$59,999 | \$60,000 to \$79,999 | \$80,000 to \$99,999 | \$100,000 to \$149,999 | \$150,000 or more | Median (dollars) | Mean (dollars) |
|---|-----------------|--------------------|----------------------|----------------------|----------------------|----------------------|----------------------|----------------------|----------------------|------------------------|-------------------|------------------|----------------|
| <b>Specified owner-occupied housing units</b> -----   | <b>19 918</b>   | <b>273</b>         | <b>1 136</b>         | <b>2 734</b>         | <b>3 342</b>         | <b>4 408</b>         | <b>3 307</b>         | <b>3 757</b>         | <b>640</b>           | <b>284</b>             | <b>37</b>         | <b>45 600</b>    | <b>47 100</b>  |
| <b>HOUSEHOLD TYPE AND AGE OF HOUSEHOLDER</b>  |                 |                    |                      |                      |                      |                      |                      |                      |                      |                        |                   |                  |                |
| <b>Married-couple families</b> -----  | <b>15 319</b>   | <b>130</b>         | <b>632</b>           | <b>1 987</b>         | <b>2 481</b>         | <b>3 400</b>         | <b>2 747</b>         | <b>3 116</b>         | <b>562</b>           | <b>237</b>             | <b>27</b>         | <b>47 200</b>    | <b>48 700</b>  |
| 15 to 24 years -----  | 489             | —                  | 14                   | 69                   | 100                  | 130                  | 102                  | 62                   | 5                    | 7                      | —                 | 44 300           | 45 800         |
| 25 to 34 years -----  | 4 261           | 12                 | 81                   | 413                  | 659                  | 983                  | 837                  | 1 055                | 156                  | 58                     | 7                 | 49 800           | 51 300         |
| 35 to 44 years -----  | 3 448           | —                  | 89                   | 313                  | 407                  | 751                  | 770                  | 843                  | 217                  | 58                     | —                 | 51 800           | 53 200         |
| 45 to 64 years -----  | 5 629           | 81                 | 248                  | 847                  | 995                  | 1 254                | 902                  | 1 034                | 166                  | 82                     | 20                | 45 000           | 47 100         |
| 65 years and over -----   | 1 492           | 37                 | 200                  | 345                  | 320                  | 282                  | 136                  | 122                  | 18                   | 32                     | —                 | 34 700           | 38 000         |
| <b>Male householder, no wife present</b> -----  | <b>1 538</b>    | <b>48</b>          | <b>174</b>           | <b>289</b>           | <b>261</b>           | <b>307</b>           | <b>182</b>           | <b>210</b>           | <b>38</b>            | <b>25</b>              | <b>4</b>          | <b>39 900</b>    | <b>41 900</b>  |
| 15 to 24 years -----  | 90              | —                  | —                    | 6                    | 39                   | 25                   | 9                    | 11                   | —                    | —                      | —                 | 40 000           | 43 000         |
| 25 to 34 years -----  | 487             | 6                  | 32                   | 80                   | 71                   | 87                   | 74                   | 92                   | 22                   | 19                     | 4                 | 46 800           | 49 900         |
| 35 to 44 years -----  | 341             | 8                  | 32                   | 57                   | 67                   | 62                   | 61                   | 47                   | 7                    | —                      | —                 | 40 700           | 41 300         |
| 45 to 64 years -----  | 342             | 6                  | 43                   | 69                   | 46                   | 85                   | 28                   | 50                   | 9                    | 6                      | —                 | 40 800           | 42 400         |
| 65 years and over -----   | 278             | 28                 | 67                   | 77                   | 38                   | 48                   | 10                   | 10                   | —                    | —                      | —                 | 25 800           | 27 800         |
| <b>Female householder, no husband present</b> -----   | <b>3 061</b>    | <b>95</b>          | <b>330</b>           | <b>458</b>           | <b>600</b>           | <b>701</b>           | <b>378</b>           | <b>431</b>           | <b>40</b>            | <b>22</b>              | <b>6</b>          | <b>40 600</b>    | <b>41 400</b>  |
| 15 to 24 years -----  | 102             | —                  | 15                   | —                    | 26                   | 19                   | 42                   | —                    | —                    | —                      | —                 | 47 600           | 43 300         |
| 25 to 34 years -----  | 487             | —                  | 18                   | 61                   | 96                   | 129                  | 89                   | 74                   | 17                   | 3                      | —                 | 43 900           | 46 800         |
| 35 to 44 years -----  | 488             | —                  | 17                   | 49                   | 90                   | 105                  | 109                  | 108                  | 4                    | 6                      | —                 | 48 100           | 48 300         |
| 45 to 64 years -----  | 1 312           | 37                 | 154                  | 174                  | 280                  | 359                  | 116                  | 167                  | 19                   | —                      | 6                 | 40 300           | 40 700         |
| 65 years and over -----   | 672             | 58                 | 126                  | 174                  | 108                  | 89                   | 22                   | 82                   | —                    | 13                     | —                 | 28 300           | 33 700         |
| <b>Median age</b> -----   | <b>44.4</b>     | <b>63.7</b>        | <b>55.6</b>          | <b>50.7</b>          | <b>46.8</b>          | <b>44.0</b>          | <b>40.1</b>          | <b>39.9</b>          | <b>40.3</b>          | <b>43.9</b>            | <b>47.2</b>       | <b>...</b>       | <b>...</b>     |
| <b>YEAR HOUSEHOLDER MOVED INTO UNIT</b>   |                 |                    |                      |                      |                      |                      |                      |                      |                      |                        |                   |                  |                |
| 1979 to March 1980 -----  | 2 758           | 6                  | 67                   | 284                  | 325                  | 578                  | 524                  | 771                  | 141                  | 62                     | —                 | 52 500           | 53 300         |
| 1975 to 1978 -----  | 5 584           | 29                 | 170                  | 552                  | 961                  | 1 018                | 1 196                | 1 279                | 232                  | 119                    | 28                | 50 500           | 51 800         |
| 1970 to 1974 -----  | 4 060           | 14                 | 193                  | 494                  | 692                  | 1 150                | 661                  | 648                  | 152                  | 51                     | 5                 | 45 600           | 47 400         |
| 1960 to 1969 -----  | 4 297           | 48                 | 288                  | 719                  | 665                  | 1 017                | 692                  | 739                  | 90                   | 39                     | —                 | 44 200           | 44 700         |
| 1959 or earlier -----   | 3 219           | 176                | 418                  | 685                  | 699                  | 645                  | 234                  | 320                  | 25                   | 13                     | 4                 | 34 300           | 36 400         |
| <b>ROOMS</b>  |                 |                    |                      |                      |                      |                      |                      |                      |                      |                        |                   |                  |                |
| 1 to 3 rooms -----  | 621             | 21                 | 102                  | 132                  | 141                  | 102                  | 70                   | 53                   | —                    | —                      | —                 | 34 000           | 34 800         |
| 4 rooms -----   | 2 561           | 104                | 336                  | 566                  | 562                  | 624                  | 228                  | 118                  | 20                   | —                      | 3                 | 34 300           | 35 300         |
| 5 rooms -----   | 4 808           | 102                | 413                  | 994                  | 1 082                | 1 190                | 634                  | 347                  | 33                   | 13                     | —                 | 38 400           | 38 600         |
| 6 rooms -----   | 3 978           | 34                 | 162                  | 576                  | 737                  | 1 043                | 722                  | 590                  | 98                   | 16                     | —                 | 44 900           | 45 300         |
| 7 rooms -----   | 3 521           | 12                 | 71                   | 292                  | 442                  | 787                  | 798                  | 963                  | 113                  | 34                     | 9                 | 51 700           | 51 900         |
| 8 or more rooms -----   | 4 429           | —                  | 52                   | 174                  | 378                  | 662                  | 855                  | 1 686                | 376                  | 221                    | 25                | 60 900           | 62 500         |
| <b>Median</b> -----   | <b>6.0</b>      | <b>4.6</b>         | <b>4.8</b>           | <b>5.2</b>           | <b>5.4</b>           | <b>5.8</b>           | <b>6.5</b>           | <b>7.3</b>           | <b>7.8</b>           | <b>8.5</b>             | <b>8.5+</b>       | <b>...</b>       | <b>...</b>     |
| <b>BEDROOMS</b>   |                 |                    |                      |                      |                      |                      |                      |                      |                      |                        |                   |                  |                |
| None -----  | 29              | —                  | —                    | 8                    | 15                   | 6                    | —                    | —                    | —                    | —                      | —                 | 32 200           | 32 200         |
| 1 -----   | 750             | 49                 | 150                  | 181                  | 171                  | 87                   | 65                   | 47                   | —                    | —                      | —                 | 29 500           | 31 700         |
| 2 -----   | 5 429           | 135                | 595                  | 1 185                | 1 197                | 1 214                | 621                  | 410                  | 68                   | 4                      | —                 | 36 400           | 37 400         |
| 3 -----   | 7 995           | 77                 | 264                  | 1 059                | 1 348                | 1 950                | 1 442                | 1 510                | 243                  | 88                     | 14                | 46 500           | 47 900         |
| 4 -----   | 4 439           | 6                  | 106                  | 259                  | 430                  | 957                  | 925                  | 1 372                | 240                  | 134                    | 10                | 54 300           | 56 200         |
| 5 or more -----   | 1 276           | 6                  | 21                   | 42                   | 181                  | 194                  | 254                  | 418                  | 89                   | 58                     | 13                | 57 900           | 60 800         |
| <b>YEAR STRUCTURE BUILT</b>   |                 |                    |                      |                      |                      |                      |                      |                      |                      |                        |                   |                  |                |
| 1975 to March 1980 -----  | 1 460           | —                  | —                    | 31                   | 96                   | 170                  | 259                  | 658                  | 133                  | 104                    | 9                 | 64 200           | 66 600         |
| 1970 to 1974 -----  | 1 822           | —                  | 18                   | 80                   | 256                  | 533                  | 464                  | 323                  | 90                   | 50                     | 8                 | 50 400           | 54 100         |
| 1960 to 1969 -----  | 2 540           | 12                 | 41                   | 94                   | 373                  | 720                  | 500                  | 576                  | 168                  | 50                     | 6                 | 50 500           | 54 100         |
| 1950 to 1959 -----  | 5 102           | 41                 | 235                  | 652                  | 949                  | 1 090                | 917                  | 1 108                | 86                   | 20                     | 4                 | 45 900           | 46 900         |
| 1940 to 1949 -----  | 2 404           | 62                 | 222                  | 422                  | 447                  | 447                  | 446                  | 331                  | 19                   | 8                      | —                 | 40 900           | 41 300         |
| 1939 or earlier -----   | 6 590           | 158                | 620                  | 1 455                | 1 221                | 1 448                | 721                  | 761                  | 144                  | 52                     | 10                | 38 400           | 40 300         |
| <b>HOUSEHOLD INCOME IN 1979</b>   |                 |                    |                      |                      |                      |                      |                      |                      |                      |                        |                   |                  |                |
| Less than \$5,000 -----   | 1 783           | 108                | 257                  | 415                  | 326                  | 351                  | 145                  | 140                  | 41                   | —                      | —                 | 32 700           | 35 300         |
| \$5,000 to \$9,999 -----  | 2 374           | 88                 | 337                  | 575                  | 479                  | 464                  | 281                  | 145                  | 5                    | —                      | —                 | 34 300           | 35 100         |
| \$10,000 to \$12,499 -----  | 1 482           | 46                 | 118                  | 246                  | 379                  | 360                  | 151                  | 161                  | 12                   | 9                      | —                 | 38 800           | 39 900         |
| \$12,500 to \$14,999 -----  | 1 492           | 6                  | 101                  | 259                  | 319                  | 408                  | 236                  | 130                  | 33                   | —                      | —                 | 41 400           | 41 500         |
| \$15,000 to \$19,999 -----  | 3 678           | 19                 | 168                  | 424                  | 700                  | 936                  | 665                  | 706                  | 60                   | —                      | —                 | 46 100           | 46 200         |
| \$20,000 to \$24,999 -----  | 3 391           | —                  | 88                   | 353                  | 469                  | 831                  | 703                  | 825                  | 94                   | 25                     | 3                 | 49 500           | 50 200         |
| \$25,000 to \$34,999 -----  | 3 837           | 6                  | 48                   | 357                  | 519                  | 808                  | 759                  | 1 070                | 176                  | 75                     | 19                | 52 300           | 54 000         |
| \$35,000 to \$49,999 -----  | 1 497           | —                  | 12                   | 83                   | 146                  | 217                  | 298                  | 472                  | 173                  | 96                     | —                 | 59 700           | 62 000         |
| \$50,000 or more -----  | 384             | —                  | 7                    | 22                   | 5                    | 33                   | 69                   | 108                  | 46                   | 79                     | 15                | 68 700           | 78 100         |
| <b>Median</b> -----   | <b>\$18 823</b> | <b>\$6 319</b>     | <b>\$9 631</b>       | <b>\$13 764</b>      | <b>\$16 200</b>      | <b>\$18 419</b>      | <b>\$21 268</b>      | <b>\$23 485</b>      | <b>\$29 306</b>      | <b>\$37 814</b>        | <b>\$33 325</b>   | <b>...</b>       | <b>...</b>     |
| <b>Mean</b> -----   | <b>\$19 945</b> | <b>\$7 471</b>     | <b>\$11 641</b>      | <b>\$15 360</b>      | <b>\$17 092</b>      | <b>\$18 752</b>      | <b>\$22 203</b>      | <b>\$24 865</b>      | <b>\$29 414</b>      | <b>\$44 058</b>        | <b>\$55 494</b>   | <b>...</b>       | <b>...</b>     |
| <b>MORTGAGE STATUS AND SELECTED MONTHLY OWNER COSTS AS PERCENTAGE OF HOUSEHOLD INCOME IN 1979</b> |                 |                    |                      |                      |                      |                      |                      |                      |                      |                        |                   |                  |                |
| <b>With a mortgage</b> -----  | <b>15 362</b>   | <b>79</b>          | <b>538</b>           | <b>1 727</b>         | <b>2 386</b>         | <b>3 528</b>         | <b>2 868</b>         | <b>3 353</b>         | <b>595</b>           | <b>251</b>             | <b>37</b>         | <b>48 400</b>    | <b>50 200</b>  |
| Less than 15 percent -----  | 3 715           | 13                 | 122                  | 449                  | 660                  | 828                  | 693                  | 739                  | 112                  | 90                     | 9                 | 47 300           | 49 700         |
| 15 to 19 percent -----  | 2 936           | 6                  | 114                  | 304                  | 397                  | 663                  | 536                  | 728                  | 120                  | 59                     | 9                 | 49 700           | 51 600         |
| 20 to 24 percent -----  | 2 352           | 8                  | 66                   | 172                  | 349                  | 560                  | 568                  | 496                  | 111                  | 8                      | 14                | 50 300           | 51 700         |
| 25 to 29 percent -----  | 1 902           | 6                  | 56                   | 242                  | 278                  | 465                  | 298                  | 442                  | 90                   | 25                     | —                 | 48 200           | 49 800         |
| 30 to 34 percent -----  | 1 150           | —                  | 21                   | 104                  | 122                  | 266                  | 240                  | 300                  | 50                   | 47                     | —                 | 52 700           | 55 200         |
| 35 percent or more -----  | 3 208           | 46                 | 150                  | 437                  | 557                  | 725                  | 511                  | 648                  | 107                  | 22                     | 5                 | 45 500           | 46 900         |
| Not computed -----  | 99              | —                  | 9                    | 19                   | 23                   | 21                   | 22                   | —                    | 5                    | —                      | —                 | 39 500           | 42 100         |
| <b>Median</b> -----   | <b>22.1</b>     | <b>39.6</b>        | <b>22.2</b>          | <b>22.9</b>          | <b>21.8</b>          | <b>22.3</b>          | <b>21.7</b>          | <b>22.1</b>          | <b>22.8</b>          | <b>18.0</b>            | <b>20.2</b>       | <b>...</b>       | <b>...</b>     |
| <b>Not mortgaged</b> -----  | <b>4 556</b>    | <b>194</b>         | <b>598</b>           | <b>1 007</b>         | <b>956</b>           | <b>880</b>           | <b>439</b>           | <b>404</b>           | <b>45</b>            | <b>33</b>              | <b>—</b>          | <b>34 800</b>    | <b>36 700</b>  |
| Less than 10 percent -----  | 1 917           | 23                 | 187                  | 423                  | 394                  | 418                  | 210                  | 246                  | 35                   | 21                     | —                 | 38 500           | 40 600         |
| 10 to 14 percent -----  | 918             | 57                 | 126                  | 208                  | 211                  | 135                  | 114                  | 51                   | 10                   | 6                      | —                 | 33 600           | 35 100         |
| 15 to 19 percent -----  | 435             | 22                 | 66                   | 98                   | 135                  | 64                   | 23                   | 27                   | —                    | —                      | —                 | 32 100           | 33 400         |
| 20 to 24 percent -----  | 329             | 22                 | 55                   | 52                   | 57                   | 65                   | 58                   | 14                   | —                    | 6                      | —                 | 37 600           | 36 900         |
| 25 to 29 percent -----  | 270             | 39                 | 44                   | 51                   | 60                   | 54                   | 22                   | —                    | —                    | —                      | —                 | 30 100           | 29 000         |
| 30 to 34 percent -----  | 197             | 8                  | 42                   | 38                   | 8                    | 80                   | —                    | 21                   | —                    | —                      | —                 | 40 200           | 34 200         |
| 35 percent or more -----  | 406             | 23                 | 72                   | 130                  | 81                   | 49                   | 12                   | 39                   | —                    | —                      | —                 | 26 900           | 31 000         |
| Not computed -----  | 44              | —                  | 6                    | 7                    | 10                   | 15                   | —                    | 6                    | —                    | —                      | —                 | 39 500           | 38 300         |
| <b>Median</b> -----   | <b>11.6</b>     | <b>18.9</b>        | <b>14.3</b>          | <b>11.9</b>          | <b>11.9</b>          | <b>10.5</b>          | <b>10.4</b>          | <b>10—</b>           | <b>10—</b>           | <b>10—</b>             | <b>—</b>          | <b>...</b>       | <b>...</b>     |
| <b>SELECTED CHARACTERISTICS</b>   |                 |                    |                      |                      |                      |                      |                      |                      |                      |                        |                   |                  |                |
| <b>Complete plumbing for exclusive use</b> -----  | <b>19 892</b>   | <b>273</b>         | <b>1 131</b>         | <b>2 734</b>         | <b>3 329</b>         | <b>4 408</b>         | <b>3 307</b>         | <b>3 749</b>         | <b>640</b>           | <b>284</b>             | <b>37</b>         | <b>45 600</b>    | <b>47 100</b>  |
| 1.01 or more persons per room -----   | 1 358           | 16                 | 142                  | 281                  | 335                  |                      |                      |                      |                      |                        |                   |                  |                |

Table C-59. Gross Rent of Renter-Occupied Housing Units With a Spanish Origin Householder: 1980

[Data are estimates based on a sample, see Introduction. For meaning of symbols, see Introduction. For definitions of terms, see appendixes A and B.]

| Central Cities of SMSA's  | Total         | Less than \$100 | \$100 to \$149 | \$150 to \$199 | \$200 to \$249 | \$250 to \$299 | \$300 to \$349 | \$350 to \$399 | \$400 to \$499 | \$500 or more | No cash rent | Median (dollars) |
|---|---------------|-----------------|----------------|----------------|----------------|----------------|----------------|----------------|----------------|---------------|--------------|------------------|
| <b>Specified renter-occupied housing units</b> .....                      | <b>25 143</b> | <b>2 875</b>    | <b>2 798</b>   | <b>5 088</b>   | <b>5 750</b>   | <b>3 665</b>   | <b>2 153</b>   | <b>1 006</b>   | <b>1 117</b>   | <b>334</b>    | <b>357</b>   | <b>213</b>       |
| <b>HOUSEHOLD TYPE AND AGE OF HOUSEHOLDER</b>                              |               |                 |                |                |                |                |                |                |                |               |              |                  |
| <b>Married-couple families</b> .....                                      | <b>10 149</b> | <b>444</b>      | <b>831</b>     | <b>2 085</b>   | <b>2 454</b>   | <b>1 641</b>   | <b>1 102</b>   | <b>572</b>     | <b>657</b>     | <b>179</b>    | <b>184</b>   | <b>232</b>       |
| 15 to 24 years.....   | 2 578         | 119             | 199            | 556            | 789            | 441            | 251            | 83             | 108            | 22            | 10           | 221              |
| 25 to 34 years.....   | 4 137         | 136             | 259            | 838            | 1 013          | 704            | 498            | 256            | 350            | 55            | 28           | 241              |
| 35 to 44 years.....   | 1 708         | 28              | 133            | 341            | 368            | 265            | 195            | 95             | 166            | 71            | 46           | 245              |
| 45 to 64 years.....   | 1 170         | 103             | 116            | 207            | 179            | 198            | 109            | 105            | 28             | 31            | 94           | 231              |
| 65 years and over.....  | 556           | 58              | 124            | 143            | 105            | 33             | 49             | 33             | 5              | -             | 6            | 186              |
| <b>Male householder, no wife present</b> .....                            | <b>5 655</b>  | <b>616</b>      | <b>952</b>     | <b>1 253</b>   | <b>1 134</b>   | <b>784</b>     | <b>391</b>     | <b>172</b>     | <b>191</b>     | <b>89</b>     | <b>73</b>    | <b>199</b>       |
| 15 to 24 years.....   | 1 582         | 18              | 217            | 392            | 439            | 262            | 122            | 49             | 49             | 13            | 21           | 217              |
| 25 to 34 years.....   | 1 785         | 97              | 238            | 407            | 352            | 328            | 149            | 71             | 79             | 58            | 6            | 216              |
| 35 to 44 years.....   | 815           | 79              | 111            | 155            | 187            | 107            | 67             | 36             | 46             | 14            | 13           | 214              |
| 45 to 64 years.....   | 1 039         | 263             | 250            | 260            | 106            | 65             | 40             | 16             | 10             | -             | 29           | 146              |
| 65 years and over.....  | 434           | 159             | 136            | 39             | 50             | 22             | 13             | -              | 7              | 4             | 4            | 116              |
| <b>Female householder, no husband present</b> .....                       | <b>9 339</b>  | <b>1 815</b>    | <b>1 015</b>   | <b>1 750</b>   | <b>2 162</b>   | <b>1 240</b>   | <b>660</b>     | <b>262</b>     | <b>269</b>     | <b>66</b>     | <b>100</b>   | <b>201</b>       |
| 15 to 24 years.....   | 2 226         | 344             | 208            | 507            | 539            | 323            | 139            | 44             | 85             | 26            | 11           | 204              |
| 25 to 34 years.....   | 2 794         | 331             | 213            | 529            | 790            | 446            | 268            | 69             | 100            | 23            | 25           | 216              |
| 35 to 44 years.....   | 1 504         | 232             | 168            | 204            | 371            | 229            | 169            | 80             | 27             | 17            | 7            | 219              |
| 45 to 64 years.....   | 1 753         | 442             | 243            | 335            | 361            | 171            | 72             | 59             | 39             | -             | 31           | 173              |
| 65 years and over.....  | 1 062         | 466             | 183            | 175            | 101            | 71             | 12             | 10             | 18             | -             | 26           | 107              |
| <b>Median age</b> .....   | <b>31.4</b>   | <b>47.0</b>     | <b>36.5</b>    | <b>30.0</b>    | <b>29.0</b>    | <b>29.7</b>    | <b>30.3</b>    | <b>32.7</b>    | <b>30.7</b>    | <b>29.9</b>   | <b>46.0</b>  | <b>...</b>       |
| <b>YEAR HOUSEHOLDER MOVED INTO UNIT</b>                                   |               |                 |                |                |                |                |                |                |                |               |              |                  |
| 1979 to March 1980.....   | 13 939        | 1 101           | 1 208          | 2 861          | 3 488          | 2 217          | 1 289          | 630            | 801            | 250           | 94           | 223              |
| 1975 to 1978.....   | 7 821         | 1 025           | 1 035          | 1 505          | 1 725          | 1 097          | 688            | 275            | 284            | 80            | 107          | 208              |
| 1970 to 1974.....   | 2 003         | 410             | 315            | 472            | 355            | 208            | 94             | 88             | 21             | -             | 40           | 179              |
| 1960 to 1969.....   | 867           | 216             | 136            | 167            | 139            | 74             | 43             | 3              | 5              | -             | 84           | 159              |
| 1959 or earlier.....  | 513           | 123             | 104            | 83             | 43             | 69             | 39             | 10             | 6              | 4             | 32           | 157              |
| <b>ROOMS</b>  |               |                 |                |                |                |                |                |                |                |               |              |                  |
| 1 room.....   | 1 154         | 320             | 299            | 304            | 153            | 45             | 7              | 7              | -              | 9             | 10           | 144              |
| 2 rooms.....  | 2 493         | 398             | 505            | 772            | 479            | 188            | 55             | 16             | 50             | -             | 30           | 169              |
| 3 rooms.....  | 5 302         | 686             | 853            | 1 522          | 1 345          | 544            | 210            | 30             | 86             | -             | 26           | 188              |
| 4 rooms.....  | 8 057         | 775             | 556            | 1 425          | 2 260          | 1 577          | 799            | 305            | 204            | 28            | 128          | 225              |
| 5 rooms.....  | 4 666         | 479             | 301            | 748            | 975            | 887            | 565            | 306            | 299            | 29            | 77           | 241              |
| 6 rooms.....  | 2 001         | 158             | 188            | 232            | 363            | 269            | 279            | 180            | 203            | 81            | 48           | 256              |
| 7 or more rooms.....  | 1 470         | 59              | 96             | 85             | 175            | 155            | 238            | 162            | 275            | 187           | 38           | 331              |
| <b>Median</b> .....   | <b>3.9</b>    | <b>3.5</b>      | <b>3.2</b>     | <b>3.5</b>     | <b>3.9</b>     | <b>4.2</b>     | <b>4.5</b>     | <b>5.0</b>     | <b>5.2</b>     | <b>6.9</b>    | <b>4.4</b>   | <b>...</b>       |
| <b>PLUMBING FACILITIES BY PERSONS PER ROOM AND POVERTY STATUS IN 1979</b> |               |                 |                |                |                |                |                |                |                |               |              |                  |
| <b>All income levels in 1979</b>  | <b>25 143</b> | <b>2 875</b>    | <b>2 798</b>   | <b>5 088</b>   | <b>5 750</b>   | <b>3 665</b>   | <b>2 153</b>   | <b>1 006</b>   | <b>1 117</b>   | <b>334</b>    | <b>357</b>   | <b>213</b>       |
| Complete plumbing for exclusive use.....                                  | 24 440        | 2 642           | 2 649          | 5 015          | 5 643          | 3 595          | 2 128          | 980            | 1 117          | 330           | 341          | 214              |
| 0.50 or less.....   | 9 069         | 1 180           | 1 054          | 1 826          | 2 119          | 1 270          | 695            | 308            | 367            | 110           | 140          | 209              |
| 0.51 to 1.00.....   | 12 235        | 1 190           | 1 276          | 2 434          | 2 823          | 1 871          | 1 114          | 528            | 620            | 209           | 170          | 218              |
| 1.01 to 1.50.....   | 2 098         | 213             | 195            | 472            | 412            | 332            | 224            | 116            | 92             | 11            | 31           | 217              |
| 1.51 or more.....   | 1 038         | 59              | 124            | 283            | 289            | 122            | 95             | 28             | 38             | -             | -            | 208              |
| Lacking complete plumbing for exclusive use.....                          | 703           | 233             | 149            | 73             | 107            | 70             | 25             | 26             | -              | 4             | 16           | 125              |
| 0.50 or less.....   | 308           | 111             | 64             | 34             | 34             | 37             | 8              | -              | -              | 4             | 16           | 124              |
| 0.51 to 1.00.....   | 273           | 94              | 72             | 10             | 49             | 25             | 5              | 18             | -              | -             | -            | 117              |
| 1.01 to 1.50.....   | 61            | 9               | -              | -              | 24             | 8              | 12             | 8              | -              | -             | -            | 244              |
| 1.51 or more.....   | 61            | 19              | 13             | 29             | -              | -              | -              | -              | -              | -             | -            | 128              |
| <b>Income in 1979 below poverty level</b>                                 | <b>9 041</b>  | <b>2 031</b>    | <b>1 230</b>   | <b>1 757</b>   | <b>1 875</b>   | <b>994</b>     | <b>543</b>     | <b>228</b>     | <b>228</b>     | <b>69</b>     | <b>86</b>    | <b>183</b>       |
| Complete plumbing for exclusive use.....                                  | 8 689         | 1 886           | 1 165          | 1 723          | 1 826          | 955            | 531            | 220            | 228            | 69            | 86           | 185              |
| 1.01 or more persons per room.....  | 1 256         | 174             | 144            | 326            | 281            | 121            | 135            | 27             | 44             | 4             | -            | 197              |
| Lacking complete plumbing for exclusive use.....                          | 352           | 145             | 65             | 34             | 49             | 39             | 12             | 8              | -              | -             | -            | 116              |
| 1.01 or more persons per room.....  | 61            | 9               | -              | 16             | 16             | 8              | 12             | -              | -              | -             | -            | 223              |
| <b>BEDROOMS</b>   |               |                 |                |                |                |                |                |                |                |               |              |                  |
| None.....   | 1 587         | 366             | 454            | 446            | 226            | 58             | 7              | 7              | -              | 9             | 14           | 147              |
| 1.....  | 8 167         | 1 037           | 1 366          | 2 449          | 1 946          | 835            | 299            | 55             | 119            | 13            | 48           | 187              |
| 2.....  | 10 395        | 904             | 575            | 1 644          | 2 878          | 2 117          | 1 242          | 470            | 394            | 8             | 163          | 235              |
| 3.....  | 3 572         | 394             | 214            | 418            | 507            | 539            | 442            | 349            | 441            | 178           | 90           | 269              |
| 4.....  | 1 170         | 147             | 172            | 119            | 174            | 98             | 149            | 108            | 111            | 68            | 24           | 237              |
| 5 or more.....  | 252           | 27              | 17             | 12             | 19             | 18             | 14             | 17             | 52             | 58            | 18           | 379              |
| <b>UNITS IN STRUCTURE</b>   |               |                 |                |                |                |                |                |                |                |               |              |                  |
| 1, detached or attached.....  | 9 078         | 685             | 729            | 1 339          | 1 890          | 1 470          | 1 046          | 624            | 806            | 277           | 212          | 245              |
| 2.....  | 2 326         | 45              | 259            | 504            | 479            | 426            | 299            | 147            | 101            | 15            | 51           | 231              |
| 3 and 4.....  | 2 857         | 255             | 485            | 638            | 669            | 408            | 231            | 70             | 58             | 7             | 36           | 202              |
| 5 to 9.....   | 2 699         | 676             | 331            | 667            | 552            | 255            | 115            | 35             | 35             | 26            | 7            | 177              |
| 10 to 49.....   | 5 545         | 678             | 683            | 1 473          | 1 562          | 696            | 278            | 83             | 42             | 9             | 41           | 198              |
| 50 or more.....   | 2 453         | 536             | 292            | 449            | 501            | 366            | 181            | 47             | 75             | -             | 6            | 195              |
| Mobile home or trailer, etc.....  | 185           | -               | 19             | 18             | 97             | 44             | 3              | -              | -              | -             | 4            | 226              |
| <b>YEAR STRUCTURE BUILT</b>   |               |                 |                |                |                |                |                |                |                |               |              |                  |
| 1975 to March 1980.....   | 1 388         | 248             | 120            | 137            | 315            | 172            | 175            | 102            | 64             | 41            | 14           | 229              |
| 1970 to 1974.....   | 3 553         | 414             | 282            | 541            | 1 060          | 616            | 325            | 120            | 145            | 25            | 25           | 221              |
| 1960 to 1969.....   | 4 670         | 334             | 327            | 1 102          | 1 271          | 686            | 448            | 144            | 210            | 76            | 72           | 220              |
| 1950 to 1959.....   | 4 586         | 510             | 326            | 866            | 1 003          | 763            | 439            | 260            | 300            | 77            | 42           | 225              |
| 1940 to 1949.....   | 4 043         | 652             | 504            | 846            | 684            | 582            | 310            | 148            | 207            | 41            | 69           | 199              |
| 1939 or earlier.....  | 6 903         | 717             | 1 239          | 1 596          | 1 417          | 846            | 456            | 232            | 191            | 74            | 135          | 193              |
| <b>STORIES IN STRUCTURE</b>   |               |                 |                |                |                |                |                |                |                |               |              |                  |
| 1 to 3.....   | 23 382        | 2 536           | 2 528          | 4 679          | 5 483          | 3 425          | 2 020          | 976            | 1 047          | 334           | 354          | 215              |
| 4 or more.....  | 1 761         | 339             | 270            | 409            | 267            | 240            | 133            | 30             | 70             | -             | 3            | 185              |
| With elevator.....  | 1 335         | 292             | 168            | 247            | 202            | 220            | 123            | 23             | 57             | -             | 3            | 190              |
| <b>GROSS RENT AS PERCENTAGE OF HOUSEHOLD INCOME IN 1979</b>               |               |                 |                |                |                |                |                |                |                |               |              |                  |
| Less than 15 percent.....   | 3 633         | 756             | 635            | 911            | 696            | 354            | 147            | 39             | 70             | 25            | ...          | 172              |
| 15 to 19 percent.....   | 3 716         | 451             | 326            | 800            | 946            | 602            | 303            | 147            | 109            | 32            | ...          | 212              |
| 20 to 24 percent.....   | 3 316         | 545             | 341            | 657            | 682            | 478            | 284            | 122            | 166            | 41            | ...          | 208              |
| 25 to 29 percent.....   | 2 666         | 322             | 331            | 495            | 542            | 479            | 232            | 83             | 136            | 46            | ...          | 214              |
| 30 to 34 percent.....   | 1 993         | 179             | 216            | 359            | 413            | 273            | 279            | 137            | 112            | 25            | ...          | 227              |
| 35 to 49 percent.....   | 3 108         | 219             | 352            | 506            | 811            | 420            | 354            | 195            | 191            | 60            | ...          | 231              |
| 50 percent or more.....   | 5 798         | 313             | 511            | 1 207          | 1 538          | 1 003          | 538            | 258            | 325            | 105           | ...          | 225              |
| Not computed.....   | 913           | 90              | 86             | 153            | 122            | 56             | 16             | 25             | 8              | -             | 357          | 181              |
| <b>Median</b> .....   | <b>27.7</b>   | <b>21.7</b>     | <b>25.8</b>    | <b>26.0</b>    | <b>29.5</b>    | <b>28.9</b>    | <b>31.8</b>    | <b>33.6</b>    | <b>33.3</b>    | <b>34.6</b>   | <b>...</b>   | <b>...</b>       |
| <b>SELECTED CHARACTERISTICS</b>   |               |                 |                |                |                |                |                |                |                |               |              |                  |
| <b>Heating equipment</b> .....  | <b>25 088</b> | <b>2 861</b>    | <b>2 784</b>   | <b>5 082</b>   | <b>5 744</b>   | <b>3 665</b>   | <b>2 146</b>   | <b>1 002</b>   | <b>1 117</b>   | <b>330</b>    | <b>357</b>   | <b>213</b>       |
| Central heating system.....   | 23 008        | 2 640           | 2 264          | 4 564          | 5 387          | 3 478          | 2 037          | 938            | 1 069          | 330           | 301          | 216              |
| <b>Air conditioning</b> .....   | <b>5 077</b>  | <b>193</b>      | <b>190</b>     | <b>931</b>     | <b>1 676</b>   | <b>1 001</b>   | <b>544</b>     | <b>152</b>     | <b>250</b>     | <b>45</b>     | <b>95</b>    | <b>233</b>       |
| Central system.....   | 1 913         | 89              | 56             | 243            | 525            | 421            | 311            | 60             |                |               |              |                  |

Table C — 60. Income and Poverty Status in 1979 of Owner-Occupied Housing Units With a Spanish Origin Householder: 1980

[Data are estimates based on a sample, see Introduction. For meaning of symbols, see Introduction. For definitions of terms, see appendixes A and B]

| Central Cities of SMSA's  | Household income in 1979 |                   |                    |                      |                      |                      |                      |                      |                      |                  |                  | Income in 1979 below poverty level |                |
|---|--------------------------|-------------------|--------------------|----------------------|----------------------|----------------------|----------------------|----------------------|----------------------|------------------|------------------|------------------------------------|----------------|
|   | Total                    | Less than \$5,000 | \$5,000 to \$9,999 | \$10,000 to \$12,499 | \$12,500 to \$14,999 | \$15,000 to \$19,999 | \$20,000 to \$24,999 | \$25,000 to \$34,999 | \$35,000 to \$49,999 | \$50,000 or more | Median (dollars) |                                    | Mean (dollars) |
| <b>Owner-occupied housing units</b> -----   | <b>22 612</b>            | <b>2 087</b>      | <b>2 740</b>       | <b>1 755</b>         | <b>1 748</b>         | <b>4 146</b>         | <b>3 802</b>         | <b>4 202</b>         | <b>1 698</b>         | <b>434</b>       | <b>18 575</b>    | <b>19 774</b>                      | <b>2 463</b>   |
| <b>HOUSEHOLD TYPE AND AGE OF HOUSEHOLDER</b>  |                          |                   |                    |                      |                      |                      |                      |                      |                      |                  |                  |                                    |                |
| <b>Married-couple families</b> -----  | <b>17 084</b>            | <b>799</b>        | <b>1 607</b>       | <b>1 189</b>         | <b>1 268</b>         | <b>3 388</b>         | <b>3 191</b>         | <b>3 795</b>         | <b>1 478</b>         | <b>369</b>       | <b>20 444</b>    | <b>21 646</b>                      | <b>1 253</b>   |
| 15 to 24 years -----  | 573                      | 39                | 33                 | 61                   | 50                   | 145                  | 159                  | 76                   | 10                   | —                | 17 694           | 18 087                             | 39             |
| 25 to 34 years -----  | 4 664                    | 163               | 247                | 318                  | 411                  | 1 162                | 1 119                | 983                  | 230                  | 31               | 20 118           | 20 610                             | 278            |
| 35 to 44 years -----  | 3 765                    | 117               | 154                | 193                  | 192                  | 830                  | 766                  | 1 057                | 378                  | 78               | 22 790           | 23 607                             | 221            |
| 45 to 64 years -----  | 6 379                    | 258               | 603                | 398                  | 415                  | 1 020                | 1 019                | 1 614                | 826                  | 226              | 22 419           | 23 818                             | 490            |
| 65 years and over -----   | 1 703                    | 222               | 570                | 219                  | 200                  | 231                  | 128                  | 65                   | 34                   | 34               | 10 679           | 13 209                             | 225            |
| <b>Male householder, no wife present</b> -----  | <b>1 982</b>             | <b>232</b>        | <b>299</b>         | <b>192</b>           | <b>183</b>           | <b>384</b>           | <b>332</b>           | <b>178</b>           | <b>148</b>           | <b>34</b>        | <b>15 984</b>    | <b>17 902</b>                      | <b>192</b>     |
| 15 to 24 years -----  | 164                      | 15                | 33                 | 27                   | 14                   | 31                   | 23                   | 15                   | 6                    | —                | 13 750           | 14 780                             | 7              |
| 25 to 34 years -----  | 632                      | 39                | 52                 | 52                   | 63                   | 135                  | 128                  | 72                   | 74                   | 17               | 18 864           | 20 716                             | 38             |
| 35 to 44 years -----  | 406                      | 33                | 35                 | 33                   | 34                   | 116                  | 103                  | 37                   | 4                    | 11               | 17 394           | 19 038                             | 38             |
| 45 to 64 years -----  | 450                      | 49                | 70                 | 31                   | 60                   | 102                  | 40                   | 38                   | 54                   | 6                | 15 852           | 19 034                             | 70             |
| 65 years and over -----   | 330                      | 96                | 109                | 49                   | 12                   | —                    | 38                   | 16                   | 10                   | —                | 8 276            | 11 121                             | 39             |
| <b>Female householder, no husband present</b> -----   | <b>3 546</b>             | <b>1 056</b>      | <b>834</b>         | <b>374</b>           | <b>297</b>           | <b>374</b>           | <b>279</b>           | <b>229</b>           | <b>72</b>            | <b>31</b>        | <b>9 312</b>     | <b>11 801</b>                      | <b>1 018</b>   |
| 15 to 24 years -----  | 134                      | 43                | 18                 | 17                   | 15                   | 22                   | —                    | 12                   | 7                    | —                | 10 882           | 11 304                             | 40             |
| 25 to 34 years -----  | 610                      | 111               | 104                | 90                   | 72                   | 96                   | 69                   | 61                   | —                    | 7                | 12 500           | 13 567                             | 162            |
| 35 to 44 years -----  | 576                      | 82                | 120                | 116                  | 43                   | 75                   | 82                   | 25                   | 27                   | 6                | 11 853           | 14 487                             | 116            |
| 45 to 64 years -----  | 1 474                    | 427               | 358                | 115                  | 150                  | 149                  | 118                  | 108                  | 38                   | 11               | 9 388            | 12 025                             | 421            |
| 65 years and over -----   | 752                      | 393               | 234                | 36                   | 17                   | 32                   | 10                   | 23                   | —                    | 7                | 4 870            | 7 961                              | 279            |
| <b>Median age</b> -----   | <b>44.5</b>              | <b>56.6</b>       | <b>56.2</b>        | <b>44.1</b>          | <b>44.3</b>          | <b>38.7</b>          | <b>39.0</b>          | <b>42.7</b>          | <b>46.8</b>          | <b>49.0</b>      | <b>...</b>       | <b>...</b>                         | <b>50.4</b>    |
| <b>YEAR HOUSEHOLDER MOVED INTO UNIT</b>   |                          |                   |                    |                      |                      |                      |                      |                      |                      |                  |                  |                                    |                |
| 1979 to March 1980 -----  | 3 334                    | 138               | 298                | 283                  | 362                  | 745                  | 629                  | 586                  | 219                  | 74               | 18 580           | 20 355                             | 193            |
| 1975 to 1978 -----  | 6 336                    | 464               | 489                | 454                  | 448                  | 1 250                | 1 299                | 1 292                | 518                  | 122              | 20 223           | 21 168                             | 644            |
| 1970 to 1974 -----  | 4 539                    | 455               | 456                | 350                  | 349                  | 954                  | 793                  | 804                  | 282                  | 96               | 18 234           | 19 686                             | 663            |
| 1960 to 1969 -----  | 4 832                    | 446               | 614                | 365                  | 370                  | 780                  | 754                  | 981                  | 427                  | 95               | 19 109           | 20 191                             | 494            |
| 1959 or earlier -----   | 3 571                    | 584               | 883                | 303                  | 219                  | 417                  | 327                  | 539                  | 252                  | 47               | 12 677           | 16 304                             | 469            |
| <b>SELECTED CHARACTERISTICS</b>   |                          |                   |                    |                      |                      |                      |                      |                      |                      |                  |                  |                                    |                |
| <b>Complete plumbing for exclusive use</b> -----  | <b>22 553</b>            | <b>2 082</b>      | <b>2 724</b>       | <b>1 750</b>         | <b>1 748</b>         | <b>4 127</b>         | <b>3 798</b>         | <b>4 198</b>         | <b>1 698</b>         | <b>428</b>       | <b>18 584</b>    | <b>19 778</b>                      | <b>2 450</b>   |
| 1.01 or more persons per room -----   | 1 632                    | 90                | 203                | 115                  | 174                  | 269                  | 231                  | 429                  | 86                   | 35               | 19 384           | 20 349                             | 276            |
| <b>Lacking complete plumbing for exclusive use</b> -----  | <b>59</b>                | <b>5</b>          | <b>16</b>          | <b>5</b>             | <b>—</b>             | <b>19</b>            | <b>4</b>             | <b>4</b>             | <b>—</b>             | <b>6</b>         | <b>16 458</b>    | <b>18 206</b>                      | <b>13</b>      |
| 1.01 or more persons per room -----   | 12                       | —                 | 8                  | —                    | —                    | —                    | 4                    | —                    | —                    | —                | 9 375            | 12 993                             | 8              |
| <b>Heating equipment</b> -----  | <b>22 602</b>            | <b>2 087</b>      | <b>2 740</b>       | <b>1 755</b>         | <b>1 748</b>         | <b>4 146</b>         | <b>3 792</b>         | <b>4 202</b>         | <b>1 698</b>         | <b>434</b>       | <b>18 568</b>    | <b>19 773</b>                      | <b>2 463</b>   |
| Central heating system -----  | 20 871                   | 1 791             | 2 331              | 1 613                | 1 589                | 3 799                | 3 618                | 4 039                | 1 677                | 414              | 19 101           | 20 261                             | 2 131          |
| <b>Air conditioning</b> -----   | <b>7 225</b>             | <b>437</b>        | <b>684</b>         | <b>573</b>           | <b>556</b>           | <b>1 249</b>         | <b>1 197</b>         | <b>1 678</b>         | <b>694</b>           | <b>157</b>       | <b>20 493</b>    | <b>21 713</b>                      | <b>510</b>     |
| Central system -----  | 2 486                    | 102               | 219                | 131                  | 133                  | 334                  | 439                  | 704                  | 349                  | 75               | 23 733           | 24 932                             | 128            |
| <b>Vehicles available</b> -----   | <b>21 165</b>            | <b>1 458</b>      | <b>2 314</b>       | <b>1 659</b>         | <b>1 636</b>         | <b>4 082</b>         | <b>3 727</b>         | <b>4 183</b>         | <b>1 672</b>         | <b>434</b>       | <b>19 302</b>    | <b>20 565</b>                      | <b>1 934</b>   |
| 1 -----   | 5 295                    | 811               | 1 134              | 658                  | 468                  | 1 057                | 689                  | 388                  | 64                   | 26               | 12 738           | 13 784                             | 884            |
| 2 or more -----   | 15 870                   | 647               | 1 180              | 1 001                | 1 168                | 3 025                | 3 038                | 3 795                | 1 608                | 408              | 21 403           | 22 828                             | 1 050          |
| <b>House heating fuel</b> -----   | <b>22 602</b>            | <b>2 087</b>      | <b>2 740</b>       | <b>1 755</b>         | <b>1 748</b>         | <b>4 146</b>         | <b>3 792</b>         | <b>4 202</b>         | <b>1 698</b>         | <b>434</b>       | <b>18 568</b>    | <b>19 773</b>                      | <b>2 463</b>   |
| Utility gas -----   | 21 260                   | 1 939             | 2 564              | 1 680                | 1 620                | 3 915                | 3 549                | 3 968                | 1 601                | 424              | 18 598           | 19 853                             | 2 260          |
| Bottled, tank, or LP gas -----  | 184                      | 32                | 20                 | 14                   | 17                   | 28                   | 46                   | 6                    | 21                   | —                | 17 250           | 17 071                             | 44             |
| Electricity -----   | 1 058                    | 94                | 151                | 61                   | 105                  | 170                  | 171                  | 220                  | 76                   | 10               | 18 617           | 19 149                             | 144            |
| Fuel oil, kerosene, etc. -----  | 9                        | —                 | —                  | —                    | —                    | —                    | —                    | —                    | —                    | —                | 2500—            | 365                                | 9              |
| Other -----   | 91                       | 13                | 5                  | —                    | 6                    | 33                   | 26                   | 8                    | —                    | —                | 16 629           | 15 799                             | 6              |
| <b>Median rooms</b> -----   | <b>5.9</b>               | <b>5.0</b>        | <b>5.1</b>         | <b>5.5</b>           | <b>5.4</b>           | <b>5.8</b>           | <b>6.2</b>           | <b>6.5</b>           | <b>7.2</b>           | <b>7.4</b>       | <b>...</b>       | <b>...</b>                         | <b>5.2</b>     |
| <b>Specified owner-occupied housing units</b> -----   | <b>19 918</b>            | <b>1 783</b>      | <b>2 374</b>       | <b>1 482</b>         | <b>1 492</b>         | <b>3 678</b>         | <b>3 391</b>         | <b>3 837</b>         | <b>1 497</b>         | <b>384</b>       | <b>18 823</b>    | <b>19 945</b>                      | <b>2 112</b>   |
| <b>MORTGAGE STATUS AND SELECTED MONTHLY OWNER COSTS</b>   |                          |                   |                    |                      |                      |                      |                      |                      |                      |                  |                  |                                    |                |
| <b>With a mortgage</b> -----  | <b>15 362</b>            | <b>1 034</b>      | <b>1 305</b>       | <b>1 028</b>         | <b>1 116</b>         | <b>3 079</b>         | <b>3 012</b>         | <b>3 238</b>         | <b>1 231</b>         | <b>319</b>       | <b>20 184</b>    | <b>21 196</b>                      | <b>1 359</b>   |
| Less than \$200 -----   | 1 647                    | 236               | 325                | 103                  | 158                  | 294                  | 145                  | 307                  | 79                   | —                | 15 022           | 16 203                             | 257            |
| \$200 to \$249 -----  | 2 597                    | 242               | 281                | 299                  | 188                  | 547                  | 381                  | 499                  | 122                  | 38               | 17 523           | 18 991                             | 318            |
| \$250 to \$299 -----  | 2 061                    | 214               | 228                | 131                  | 175                  | 405                  | 372                  | 358                  | 141                  | 39               | 18 576           | 19 153                             | 267            |
| \$300 to \$349 -----  | 1 803                    | 103               | 123                | 143                  | 147                  | 355                  | 440                  | 344                  | 131                  | 17               | 20 426           | 20 643                             | 161            |
| \$350 to \$399 -----  | 1 908                    | 78                | 125                | 135                  | 126                  | 479                  | 484                  | 328                  | 133                  | 20               | 20 106           | 20 743                             | 128            |
| \$400 to \$499 -----  | 2 623                    | 70                | 145                | 127                  | 193                  | 536                  | 599                  | 653                  | 235                  | 65               | 21 703           | 23 246                             | 98             |
| \$500 to \$599 -----  | 1 462                    | 62                | 26                 | 48                   | 87                   | 292                  | 344                  | 371                  | 187                  | 45               | 23 084           | 24 756                             | 89             |
| \$600 to \$749 -----  | 906                      | 29                | 33                 | 29                   | 34                   | 125                  | 196                  | 284                  | 136                  | 40               | 25 233           | 26 440                             | 22             |
| \$750 or more -----   | 355                      | —                 | 19                 | 13                   | 8                    | 46                   | 51                   | 96                   | 67                   | 55               | 26 902           | 34 408                             | 19             |
| Median -----  | \$338                    | \$259             | \$260              | \$293                | \$313                | \$341                | \$367                | \$367                | \$404                | \$465            | ...              | ...                                | \$270          |
| <b>Not mortgaged</b> -----  | <b>4 556</b>             | <b>749</b>        | <b>1 069</b>       | <b>454</b>           | <b>376</b>           | <b>599</b>           | <b>379</b>           | <b>599</b>           | <b>266</b>           | <b>65</b>        | <b>12 540</b>    | <b>15 728</b>                      | <b>753</b>     |
| Less than \$50 -----  | 14                       | 14                | —                  | —                    | —                    | —                    | —                    | —                    | —                    | —                | 3 750            | 3 750                              | 14             |
| \$50 to \$74 -----  | 411                      | 132               | 107                | 34                   | 34                   | 44                   | 25                   | 5                    | 10                   | 20               | 8 006            | 12 594                             | 105            |
| \$75 to \$99 -----  | 788                      | 194               | 182                | 106                  | 99                   | 87                   | 40                   | 55                   | 25                   | —                | 10 425           | 12 188                             | 177            |
| \$100 to \$124 -----  | 1 356                    | 194               | 405                | 145                  | 98                   | 130                  | 122                  | 198                  | 57                   | 7                | 11 362           | 14 631                             | 214            |
| \$125 to \$149 -----  | 1 045                    | 126               | 198                | 86                   | 89                   | 233                  | 87                   | 158                  | 68                   | —                | 15 426           | 16 697                             | 118            |
| \$150 to \$199 -----  | 720                      | 70                | 100                | 70                   | 39                   | 82                   | 84                   | 151                  | 100                  | 24               | 19 932           | 21 667                             | 84             |
| \$200 to \$249 -----  | 187                      | 11                | 68                 | 8                    | 12                   | 15                   | 21                   | 32                   | 6                    | 14               | 13 854           | 19 322                             | 33             |
| \$250 or more -----   | 35                       | 8                 | 9                  | 5                    | 5                    | 8                    | —                    | —                    | —                    | —                | 10 250           | 9 235                              | 8              |
| Median -----  | \$120                    | \$104             | \$115              | \$115                | \$114                | \$129                | \$126                | \$132                | \$140                | \$161            | ...              | ...                                | \$109          |
| <b>MORTGAGE STATUS AND SELECTED MONTHLY OWNER COSTS AS PERCENTAGE OF HOUSEHOLD INCOME IN 1979</b> |                          |                   |                    |                      |                      |                      |                      |                      |                      |                  |                  |                                    |                |
| <b>With a mortgage</b> -----  | <b>15 362</b>            | <b>1 034</b>      | <b>1 305</b>       | <b>1 028</b>         | <b>1 116</b>         | <b>3 079</b>         | <b>3 012</b>         | <b>3 238</b>         | <b>1 231</b>         | <b>319</b>       | <b>20 184</b>    | <b>21 196</b>                      | <b>1 359</b>   |
| Less than 15 percent -----  | 3 715                    | —                 | 8                  | 26                   | 60                   | 387                  | 655                  | 1 510                | 807                  | 262              | 29 457           | 31 779                             | 4              |
| 15 to 19 percent -----  | 2 936                    | —                 | 16                 | 46                   | 201                  | 710                  | 843                  | 782                  | 287                  | 51               | 23 294           | 24 695                             | 5              |
| 20 to 24 percent -----  | 2 352                    | 11                | 74                 | 162                  | 155                  | 539                  | 716                  | 605                  | 84                   | 6                | 21 303           | 21 618                             | 18             |
| 25 to 29 percent -----  | 1 902                    | 15                | 157                | 243                  | 223                  | 608                  | 414                  | 221                  | 21                   | —                | 17 210           | 17 854                             | 30             |
| 30 to 34 percent -----  | 1 150                    | 9                 | 148                | 116                  | 140                  | 423                  | 204                  | 78                   | 32                   | —                | 17 510           | 17 101                             | 28             |
| 35 percent or more -----  | 3 208                    | 900               | 902                | 435                  | 337                  | 412                  | 180                  | 42                   | —                    | —                | 8 922            | 9 551                              | 1 175          |
| Not computed -----  | 99                       | 99                | —                  | —                    | —                    | —                    | —                    | —                    | —                    | —                | 2500—            | —617                               | 99             |
| Median -----  | 22.1                     | 50+               | 42.8               | 31.6                 | 28.2                 | 24.1                 | 20.1                 | 15.7                 | 12.7                 | 10—              |                  |                                    |                |



**Table C-61. Income and Poverty Status in 1979 of Renter-Occupied Housing Units With a Spanish Origin Householder: 1980**

[Data are estimates based on a sample, see Introduction. For meaning of symbols, see Introduction. For definitions of terms, see appendixes A and B]

| Central Cities of SMSA's                                    | Household income in 1979 |                   |                    |                      |                      |                      |                      |                      |                      |                  |                  | Income in 1979 below poverty level |                |
|---|--------------------------|-------------------|--------------------|----------------------|----------------------|----------------------|----------------------|----------------------|----------------------|------------------|------------------|------------------------------------|----------------|
|   | Total                    | Less than \$5,000 | \$5,000 to \$9,999 | \$10,000 to \$12,499 | \$12,500 to \$14,999 | \$15,000 to \$19,999 | \$20,000 to \$24,999 | \$25,000 to \$34,999 | \$35,000 to \$49,999 | \$50,000 or more | Median (dollars) |                                    | Mean (dollars) |
| <b>Renter-occupied housing units</b> .....                  | <b>25 762</b>            | <b>8 031</b>      | <b>6 454</b>       | <b>2 822</b>         | <b>2 427</b>         | <b>3 142</b>         | <b>1 464</b>         | <b>1 031</b>         | <b>312</b>           | <b>79</b>        | <b>8 647</b>     | <b>10 360</b>                      | <b>9 274</b>   |
| <b>HOUSEHOLD TYPE AND AGE OF HOUSEHOLDER</b>                |                          |                   |                    |                      |                      |                      |                      |                      |                      |                  |                  |                                    |                |
| <b>Married-couple families</b> .....                        | <b>10 419</b>            | <b>1 534</b>      | <b>2 686</b>       | <b>1 388</b>         | <b>1 290</b>         | <b>1 756</b>         | <b>891</b>           | <b>659</b>           | <b>171</b>           | <b>44</b>        | <b>11 782</b>    | <b>13 074</b>                      | <b>2 492</b>   |
| 15 to 24 years .....  | 2 672                    | 511               | 756                | 434                  | 251                  | 448                  | 160                  | 69                   | 39                   | 4                | 10 397           | 11 259                             | 696            |
| 25 to 34 years .....  | 4 207                    | 501               | 1 002              | 545                  | 645                  | 730                  | 413                  | 313                  | 40                   | 18               | 12 715           | 13 634                             | 898            |
| 35 to 44 years .....  | 1 743                    | 201               | 385                | 220                  | 208                  | 360                  | 190                  | 126                  | 45                   | 8                | 13 287           | 14 809                             | 443            |
| 45 to 64 years .....  | 1 221                    | 210               | 321                | 115                  | 133                  | 179                  | 89                   | 126                  | 34                   | 14               | 11 728           | 13 770                             | 352            |
| 65 years and over .....                                     | 576                      | 111               | 222                | 74                   | 53                   | 39                   | 25                   | 13                   | —                    | —                | 7 445            | 10 674                             | 103            |
| <b>Male householder, no wife present</b> .....              | <b>5 718</b>             | <b>1 618</b>      | <b>1 499</b>       | <b>719</b>           | <b>464</b>           | <b>727</b>           | <b>358</b>           | <b>242</b>           | <b>79</b>            | <b>12</b>        | <b>9 051</b>     | <b>10 686</b>                      | <b>1 534</b>   |
| 15 to 24 years .....  | 1 594                    | 471               | 496                | 215                  | 78                   | 217                  | 68                   | 40                   | 9                    | —                | 7 976            | 9 245                              | 517            |
| 25 to 34 years .....  | 1 805                    | 336               | 497                | 286                  | 196                  | 235                  | 118                  | 14                   | —                    | —                | 10 608           | 11 812                             | 313            |
| 35 to 44 years .....  | 830                      | 138               | 166                | 89                   | 49                   | 166                  | 133                  | 57                   | 24                   | 8                | 13 622           | 14 752                             | 145            |
| 45 to 64 years .....  | 1 042                    | 389               | 250                | 114                  | 115                  | 81                   | 34                   | 27                   | 32                   | —                | 7 025            | 9 309                              | 342            |
| 65 years and over .....                                     | 447                      | 284               | 90                 | 15                   | 26                   | 28                   | —                    | —                    | —                    | 4                | 4 395            | 6 936                              | 217            |
| <b>Female householder, no husband present</b> .....         | <b>9 625</b>             | <b>4 879</b>      | <b>2 269</b>       | <b>715</b>           | <b>673</b>           | <b>659</b>           | <b>215</b>           | <b>130</b>           | <b>62</b>            | <b>23</b>        | <b>4 946</b>     | <b>7 229</b>                       | <b>5 248</b>   |
| 15 to 24 years .....  | 2 245                    | 1 302             | 466                | 152                  | 111                  | 108                  | 65                   | 24                   | 17                   | —                | 4 390            | 6 429                              | 1 411          |
| 25 to 34 years .....  | 2 942                    | 1 355             | 756                | 210                  | 250                  | 243                  | 62                   | 41                   | 18                   | 7                | 5 706            | 7 636                              | 1 585          |
| 35 to 44 years .....  | 1 547                    | 543               | 441                | 194                  | 139                  | 142                  | 29                   | 32                   | 15                   | 12               | 7 126            | 8 953                              | 728            |
| 45 to 64 years .....  | 1 786                    | 828               | 453                | 135                  | 158                  | 130                  | 46                   | 26                   | 6                    | 4                | 5 519            | 7 502                              | 909            |
| 65 years and over .....                                     | 1 105                    | 851               | 153                | 24                   | 15                   | 36                   | 13                   | 7                    | 6                    | —                | 3 894            | 4 916                              | 615            |
| <b>Median age</b> .....                                     | <b>31.4</b>              | <b>32.5</b>       | <b>30.9</b>        | <b>29.7</b>          | <b>31.4</b>          | <b>30.5</b>          | <b>31.6</b>          | <b>32.6</b>          | <b>37.1</b>          | <b>37.6</b>      | <b>...</b>       | <b>...</b>                         | <b>31.8</b>    |
| <b>YEAR HOUSEHOLDER MOVED INTO UNIT</b>                     |                          |                   |                    |                      |                      |                      |                      |                      |                      |                  |                  |                                    |                |
| 1979 to March 1980 .....                                    | 14 237                   | 4 460             | 3 729              | 1 547                | 1 240                | 1 763                | 823                  | 482                  | 146                  | 47               | 8 472            | 10 103                             | 5 244          |
| 1975 to 1978 .....  | 8 023                    | 2 316             | 1 909              | 897                  | 887                  | 991                  | 535                  | 360                  | 105                  | 23               | 9 392            | 10 962                             | 2 661          |
| 1970 to 1974 .....  | 2 066                    | 662               | 503                | 196                  | 209                  | 256                  | 94                   | 113                  | 33                   | —                | 8 571            | 10 409                             | 757            |
| 1960 to 1969 .....  | 905                      | 374               | 204                | 80                   | 49                   | 102                  | 12                   | 55                   | 24                   | 5                | 6 443            | 9 728                              | 409            |
| 1959 or earlier .....                                       | 531                      | 219               | 109                | 102                  | 42                   | 30                   | —                    | 21                   | 4                    | 4                | 6 550            | 9 035                              | 203            |
| <b>PLUMBING FACILITIES BY PERSONS PER ROOM</b>              |                          |                   |                    |                      |                      |                      |                      |                      |                      |                  |                  |                                    |                |
| <b>Complete plumbing for exclusive use</b> .....            | <b>25 059</b>            | <b>7 704</b>      | <b>6 288</b>       | <b>2 746</b>         | <b>2 349</b>         | <b>3 095</b>         | <b>1 459</b>         | <b>1 031</b>         | <b>312</b>           | <b>75</b>        | <b>8 739</b>     | <b>10 439</b>                      | <b>8 922</b>   |
| 0.50 or less .....  | 9 250                    | 3 497             | 2 284              | 922                  | 650                  | 1 052                | 475                  | 312                  | 50                   | 8                | 7 208            | 9 144                              | 3 112          |
| 0.51 to 1.00 .....  | 12 579                   | 3 532             | 3 255              | 1 373                | 1 278                | 1 604                | 711                  | 590                  | 173                  | 63               | 9 210            | 10 978                             | 4 520          |
| 1.01 to 1.50 .....  | 2 174                    | 417               | 469                | 304                  | 316                  | 340                  | 193                  | 77                   | 54                   | 4                | 11 653           | 12 355                             | 847            |
| 1.51 or more .....  | 1 056                    | 258               | 280                | 147                  | 105                  | 99                   | 80                   | 52                   | 35                   | —                | 9 786            | 11 414                             | 443            |
| <b>Lacking complete plumbing for exclusive use</b> .....    | <b>703</b>               | <b>327</b>        | <b>166</b>         | <b>76</b>            | <b>78</b>            | <b>47</b>            | <b>5</b>             | <b>—</b>             | <b>—</b>             | <b>4</b>         | <b>5 600</b>     | <b>7 552</b>                       | <b>352</b>     |
| 0.50 or less .....  | 308                      | 166               | 58                 | 27                   | 35                   | 18                   | —                    | —                    | —                    | 4                | 4 630            | 8 186                              | 141            |
| 0.51 to 1.00 .....  | 273                      | 124               | 56                 | 49                   | 16                   | 23                   | 5                    | —                    | —                    | —                | 5 868            | 7 229                              | 150            |
| 1.01 to 1.50 .....  | 61                       | 21                | 32                 | —                    | 8                    | —                    | —                    | —                    | —                    | —                | 6 484            | 5 367                              | 45             |
| 1.51 or more .....  | 61                       | 16                | 20                 | —                    | 19                   | 6                    | —                    | —                    | —                    | —                | 6 812            | 7 981                              | 16             |
| <b>SELECTED CHARACTERISTICS</b>                             |                          |                   |                    |                      |                      |                      |                      |                      |                      |                  |                  |                                    |                |
| <b>Heating equipment</b> .....                              | <b>25 698</b>            | <b>8 017</b>      | <b>6 427</b>       | <b>2 822</b>         | <b>2 414</b>         | <b>3 136</b>         | <b>1 464</b>         | <b>1 031</b>         | <b>312</b>           | <b>75</b>        | <b>8 654</b>     | <b>10 345</b>                      | <b>9 239</b>   |
| Central heating system .....                                | 23 556                   | 7 107             | 5 890              | 2 601                | 2 259                | 2 932                | 1 430                | 964                  | 298                  | 75               | 8 902            | 10 556                             | 8 204          |
| <b>Air conditioning</b> .....                               | <b>5 154</b>             | <b>1 161</b>      | <b>1 153</b>       | <b>571</b>           | <b>653</b>           | <b>762</b>           | <b>414</b>           | <b>299</b>           | <b>121</b>           | <b>20</b>        | <b>11 151</b>    | <b>12 466</b>                      | <b>1 250</b>   |
| Central system .....  | 1 937                    | 427               | 384                | 189                  | 222                  | 298                  | 191                  | 157                  | 61                   | 8                | 12 083           | 13 498                             | 425            |
| <b>Vehicles available</b> .....                             | <b>18 423</b>            | <b>3 723</b>      | <b>4 563</b>       | <b>2 317</b>         | <b>2 137</b>         | <b>2 919</b>         | <b>1 391</b>         | <b>1 000</b>         | <b>298</b>           | <b>75</b>        | <b>10 999</b>    | <b>12 241</b>                      | <b>4 952</b>   |
| 1 .....   | 12 161                   | 3 149             | 3 530              | 1 585                | 1 331                | 1 560                | 554                  | 308                  | 113                  | 31               | 9 140            | 10 197                             | 3 884          |
| 2 or more .....   | 6 262                    | 574               | 1 033              | 732                  | 806                  | 1 359                | 837                  | 692                  | 185                  | 44               | 14 957           | 16 211                             | 1 068          |
| <b>House heating fuel</b> .....                             | <b>25 698</b>            | <b>8 017</b>      | <b>6 427</b>       | <b>2 822</b>         | <b>2 414</b>         | <b>3 136</b>         | <b>1 464</b>         | <b>1 031</b>         | <b>312</b>           | <b>75</b>        | <b>8 654</b>     | <b>10 345</b>                      | <b>9 239</b>   |
| Utility gas .....   | 21 392                   | 6 670             | 5 402              | 2 380                | 2 023                | 2 549                | 1 205                | 849                  | 244                  | 70               | 8 625            | 10 324                             | 7 743          |
| Bottled, tank, or LP gas .....                              | 197                      | 79                | 46                 | 42                   | 8                    | 6                    | 5                    | 11                   | —                    | —                | 6 625            | 8 294                              | 96             |
| Electricity .....   | 3 801                    | 1 182             | 858                | 342                  | 376                  | 557                  | 248                  | 165                  | 68                   | 5                | 9 103            | 10 743                             | 1 313          |
| Fuel oil, kerosene, etc. ....                               | 151                      | 58                | 58                 | 26                   | —                    | 9                    | —                    | —                    | —                    | —                | 6 182            | 6 560                              | 66             |
| Other .....   | 157                      | 28                | 63                 | 32                   | 7                    | 15                   | 6                    | 6                    | —                    | —                | 9 107            | 9 771                              | 21             |
| <b>Median rooms</b> .....                                   | <b>4.0</b>               | <b>3.7</b>        | <b>3.9</b>         | <b>4.0</b>           | <b>4.1</b>           | <b>4.2</b>           | <b>4.2</b>           | <b>4.7</b>           | <b>4.7</b>           | <b>5.3</b>       | <b>...</b>       | <b>...</b>                         | <b>3.9</b>     |
| <b>Specified renter-occupied housing units</b> .....        | <b>25 143</b>            | <b>7 836</b>      | <b>6 275</b>       | <b>2 738</b>         | <b>2 399</b>         | <b>3 083</b>         | <b>1 424</b>         | <b>1 002</b>         | <b>307</b>           | <b>79</b>        | <b>8 659</b>     | <b>10 373</b>                      | <b>9 041</b>   |
| <b>CONTRACT RENT</b>  |                          |                   |                    |                      |                      |                      |                      |                      |                      |                  |                  |                                    |                |
| Less than \$100 .....                                       | 4 290                    | 2 628             | 959                | 240                  | 193                  | 166                  | 37                   | 44                   | 23                   | —                | 4 315            | 5 726                              | 2 757          |
| \$100 to \$149 .....  | 4 611                    | 1 596             | 1 378              | 613                  | 322                  | 376                  | 209                  | 84                   | 29                   | 4                | 7 163            | 8 709                              | 1 741          |
| \$150 to \$199 .....  | 7 142                    | 1 951             | 2 116              | 809                  | 743                  | 934                  | 336                  | 206                  | 42                   | 5                | 8 831            | 9 926                              | 2 304          |
| \$200 to \$249 .....  | 4 376                    | 1 042             | 994                | 500                  | 539                  | 733                  | 291                  | 212                  | 52                   | 13               | 10 760           | 11 566                             | 1 311          |
| \$250 to \$299 .....  | 2 438                    | 377               | 491                | 337                  | 304                  | 458                  | 250                  | 160                  | 41                   | 20               | 12 615           | 14 276                             | 507            |
| \$300 to \$349 .....  | 1 033                    | 94                | 155                | 126                  | 143                  | 174                  | 176                  | 125                  | 29                   | 11               | 14 974           | 16 653                             | 167            |
| \$350 to \$399 .....  | 515                      | 46                | 63                 | 37                   | 82                   | 147                  | 74                   | 41                   | 25                   | —                | 15 696           | 16 325                             | 94             |
| \$400 to \$499 .....  | 276                      | 6                 | 34                 | 7                    | 40                   | 23                   | 37                   | 70                   | 44                   | 15               | 22 188           | 24 849                             | 54             |
| \$500 or more .....   | 105                      | 9                 | 19                 | 14                   | —                    | 12                   | 4                    | 31                   | 5                    | 11               | 19 688           | 26 618                             | 20             |
| No cash rent .....  | 357                      | 87                | 66                 | 55                   | 33                   | 60                   | 10                   | 29                   | 17                   | —                | 11 159           | 12 623                             | 86             |
| <b>Median</b> .....   | <b>\$170</b>             | <b>\$137</b>      | <b>\$164</b>       | <b>\$175</b>         | <b>\$193</b>         | <b>\$202</b>         | <b>\$220</b>         | <b>\$240</b>         | <b>\$249</b>         | <b>\$295</b>     | <b>...</b>       | <b>...</b>                         | <b>\$149</b>   |
| <b>GROSS RENT</b>   |                          |                   |                    |                      |                      |                      |                      |                      |                      |                  |                  |                                    |                |
| Less than \$100 .....                                       | 2 875                    | 2 085             | 446                | 160                  | 90                   | 61                   | 19                   | 5                    | 9                    | —                | 3 831            | 4 689                              | 2 031          |
| \$100 to \$149 .....  | 2 798                    | 1 145             | 955                | 256                  | 141                  | 169                  | 77                   | 42                   | 13                   | —                | 5 969            | 7 474                              | 1 230          |
| \$150 to \$199 .....  | 5 088                    | 1 538             | 1 603              | 607                  | 494                  | 492                  | 249                  | 85                   | 20                   | —                | 8 166            | 9 072                              | 1 757          |
| \$200 to \$249 .....  | 5 750                    | 1 556             | 1 598              | 642                  | 654                  | 784                  | 315                  | 137                  | 52                   | 12               | 9 065            | 10 148                             | 1 875          |
| \$250 to \$299 .....  | 3 665                    | 782               | 776                | 459                  | 455                  | 685                  | 223                  | 214                  | 61                   | 10               | 11 495           | 12 309                             | 994            |
| \$300 to \$349 .....  | 2 153                    | 366               | 436                | 316                  | 231                  | 396                  | 187                  | 173                  | 32                   | 16               | 12 172           | 13 853                             | 543            |
| \$350 to \$399 .....  | 1 006                    | 161               | 149                | 126                  | 158                  | 156                  | 147                  | 91                   | 14                   | 4                | 13 560           | 14 901                             | 228            |
| \$400 to \$499 .....  | 1 117                    | 103               | 191                | 92                   | 112                  | 232                  | 169                  | 130                  | 69                   | 19               | 16 200           | 17 764                             | 228            |
| \$500 or more .....   | 334                      | 13                | 55                 | 25                   | 31                   | 48                   | 28                   | 96                   | 20                   | 18               | 19 457           | 22 839                             | 69             |
| No cash rent .....  | 357                      | 87                | 66                 | 55                   | 33                   | 60                   | 10                   | 29                   | 17                   | —                | 11 159           | 12 623                             | 86             |
| <b>Median</b> .....   | <b>\$213</b>             | <b>\$169</b>      | <b>\$203</b>       | <b>\$221</b>         | <b>\$230</b>         | <b>\$250</b>         | <b>\$263</b>         | <b>\$301</b>         | <b>\$294</b>         | <b>\$369</b>     | <b>...</b>       | <b>...</b>                         | <b>\$183</b>   |
| <b>GROSS RENT AS PERCENTAGE OF HOUSEHOLD INCOME IN 1979</b> |                          |                   |                    |                      |                      |                      |                      |                      |                      |                  |                  |                                    |                |
| Less than 15 percent .....                                  | 3 633                    | 152               | 291                | 322                  | 351                  | 858                  | 718                  | 603                  | 259                  | 79               | 19 080           | 20 852                             | 241            |
| 15 to 19 percent .....                                      | 3 716                    | 292               | 398                | 458                  |                      |                      |                      |                      |                      |                  |                  |                                    |                |

Table C-62. Selected Monthly Owner Costs for Mortgaged Housing Units With a Spanish Origin Householder: 1980

[Data are estimates based on a sample, see Introduction. For meaning of symbols, see Introduction. For definitions of terms, see appendixes A and B]

| Central Cities of SMSA's  | Total    | Less than \$200 | \$200 to \$249 | \$250 to \$299 | \$300 to \$349 | \$350 to \$399 | \$400 to \$499 | \$500 to \$599 | \$600 to \$749 | \$750 or more | Median (dollars) |
|---|----------|-----------------|----------------|----------------|----------------|----------------|----------------|----------------|----------------|---------------|------------------|
| Specified owner-occupied housing units  | 15 362   | 1 647           | 2 597          | 2 061          | 1 803          | 1 908          | 2 623          | 1 462          | 906            | 355           | 338              |
| <b>PERSONS IN UNIT</b>  |          |                 |                |                |                |                |                |                |                |               |                  |
| 1 person  | 938      | 179             | 162            | 98             | 136            | 154            | 88             | 59             | 36             | 26            | 311              |
| 2 persons   | 2 558    | 489             | 472            | 345            | 266            | 232            | 337            | 270            | 87             | 60            | 296              |
| 3 persons   | 3 280    | 301             | 658            | 488            | 342            | 363            | 591            | 218            | 239            | 80            | 328              |
| 4 persons   | 3 750    | 307             | 519            | 468            | 524            | 482            | 812            | 276            | 301            | 61            | 356              |
| 5 persons   | 2 727    | 217             | 487            | 372            | 259            | 394            | 447            | 369            | 115            | 67            | 354              |
| 6 persons   | 1 266    | 84              | 184            | 160            | 156            | 222            | 249            | 137            | 43             | 31            | 361              |
| 7 persons   | 617      | 65              | 71             | 117            | 99             | 25             | 72             | 87             | 57             | 24            | 328              |
| 8 or more persons   | 226      | 5               | 44             | 13             | 21             | 36             | 27             | 46             | 28             | 6             | 392              |
| Median  | 3.74     | 3.02            | 3.51           | 3.71           | 3.80           | 3.93           | 3.86           | 4.17           | 3.80           | 3.69          | ...              |
| <b>HOUSEHOLD TYPE AND AGE OF HOUSEHOLDER</b>                                  |          |                 |                |                |                |                |                |                |                |               |                  |
| Married-couple families   | 12 240   | 1 127           | 1 954          | 1 633          | 1 417          | 1 595          | 2 160          | 1 279          | 776            | 299           | 350              |
| 15 to 24 years  | 463      | 13              | 32             | 52             | 73             | 66             | 129            | 74             | 24             | -             | 397              |
| 25 to 34 years  | 4 032    | 116             | 366            | 393            | 526            | 699            | 1 024          | 535            | 257            | 116           | 394              |
| 35 to 44 years  | 3 153    | 173             | 508            | 433            | 405            | 414            | 490            | 321            | 303            | 106           | 357              |
| 45 to 64 years  | 4 093    | 679             | 928            | 696            | 369            | 386            | 462            | 318            | 178            | 77            | 282              |
| 65 years and over   | 499      | 146             | 120            | 59             | 44             | 30             | 55             | 31             | 14             | -             | 243              |
| Male householder, no wife present   | 1 169    | 168             | 208            | 141            | 128            | 143            | 218            | 65             | 66             | 32            | 326              |
| 15 to 24 years  | 63       | -               | 4              | -              | 15             | 13             | 20             | 11             | -              | -             | 398              |
| 25 to 34 years  | 417      | 39              | 47             | 76             | 30             | 54             | 71             | 30             | 51             | 19            | 365              |
| 35 to 44 years  | 322      | 55              | 78             | 19             | 34             | 47             | 63             | 13             | -              | 13            | 313              |
| 45 to 64 years  | 277      | 32              | 67             | 40             | 37             | 19             | 56             | 11             | 15             | -             | 299              |
| 65 years and over   | 90       | 42              | 12             | 6              | 12             | 10             | 8              | -              | -              | -             | 213              |
| Female householder, no husband present  | 1 953    | 352             | 435            | 287            | 258            | 170            | 245            | 118            | 64             | 24            | 283              |
| 15 to 24 years  | 79       | 15              | 5              | 9              | 9              | 15             | 15             | 11             | -              | -             | 355              |
| 25 to 34 years  | 422      | 38              | 69             | 85             | 64             | 36             | 73             | 33             | 6              | 18            | 315              |
| 35 to 44 years  | 437      | 34              | 102            | 63             | 45             | 36             | 95             | 39             | 23             | -             | 322              |
| 45 to 64 years  | 776      | 185             | 207            | 105            | 111            | 73             | 42             | 12             | 35             | 6             | 249              |
| 65 years and over   | 239      | 80              | 52             | 25             | 29             | 10             | 20             | 23             | -              | -             | 238              |
| Median age  | 40.2     | 52.4            | 46.4           | 43.0           | 38.3           | 36.1           | 34.8           | 35.9           | 37.9           | 36.6          | ...              |
| <b>YEAR HOUSEHOLDER MOVED INTO UNIT</b>                                       |          |                 |                |                |                |                |                |                |                |               |                  |
| 1979 to March 1980  | 2 517    | 51              | 135            | 169            | 159            | 283            | 655            | 519            | 367            | 179           | 465              |
| 1975 to 1978  | 5 115    | 178             | 384            | 470            | 839            | 958            | 1 311          | 569            | 275            | 131           | 386              |
| 1970 to 1974  | 3 517    | 382             | 791            | 793            | 466            | 409            | 350            | 194            | 105            | 27            | 287              |
| 1960 to 1969  | 3 265    | 699             | 1 011          | 492            | 303            | 205            | 256            | 138            | 143            | 18            | 246              |
| 1959 or earlier   | 948      | 337             | 276            | 137            | 36             | 53             | 51             | 42             | 16             | -             | 225              |
| <b>ROOMS</b>  |          |                 |                |                |                |                |                |                |                |               |                  |
| 1 to 3 rooms  | 428      | 111             | 105            | 32             | 37             | 49             | 62             | 17             | 8              | 7             | 249              |
| 4 rooms   | 1 757    | 418             | 323            | 247            | 215            | 224            | 186            | 111            | 33             | -             | 278              |
| 5 rooms   | 3 254    | 478             | 693            | 502            | 391            | 427            | 448            | 191            | 89             | 35            | 295              |
| 6 rooms   | 3 110    | 346             | 505            | 477            | 342            | 389            | 546            | 324            | 142            | 39            | 333              |
| 7 rooms   | 2 959    | 139             | 594            | 384            | 397            | 337            | 547            | 210            | 262            | 89            | 346              |
| 8 or more rooms   | 3 854    | 155             | 377            | 419            | 421            | 482            | 834            | 609            | 372            | 185           | 408              |
| Median  | 6.2      | 5.1             | 5.9            | 6.0            | 6.3            | 6.2            | 6.6            | 6.9            | 7.2            | 7.6           | ...              |
| <b>YEAR STRUCTURE BUILT</b>   |          |                 |                |                |                |                |                |                |                |               |                  |
| 1975 to March 1980  | 1 382    | 7               | 24             | 38             | 92             | 129            | 417            | 339            | 210            | 126           | 496              |
| 1970 to 1974  | 1 694    | 57              | 220            | 281            | 241            | 244            | 360            | 135            | 89             | 67            | 360              |
| 1960 to 1969  | 2 293    | 92              | 416            | 303            | 267            | 273            | 430            | 290            | 155            | 67            | 363              |
| 1950 to 1959  | 4 021    | 589             | 764            | 501            | 501            | 498            | 627            | 276            | 245            | 20            | 316              |
| 1940 to 1949  | 1 794    | 272             | 345            | 321            | 201            | 267            | 220            | 133            | 24             | 11            | 294              |
| 1939 or earlier   | 4 178    | 630             | 828            | 617            | 501            | 497            | 569            | 289            | 183            | 64            | 301              |
| <b>VALUE</b>  |          |                 |                |                |                |                |                |                |                |               |                  |
| Less than \$10,000  | 79       | 39              | 22             | 18             | -              | -              | -              | -              | -              | -             | 201              |
| \$10,000 to \$19,999  | 538      | 195             | 214            | 72             | 6              | 14             | 30             | 7              | -              | -             | 217              |
| \$20,000 to \$29,999  | 1 727    | 382             | 445            | 364            | 261            | 157            | 102            | 9              | 7              | -             | 255              |
| \$30,000 to \$39,999  | 2 386    | 412             | 577            | 368            | 363            | 296            | 243            | 90             | 37             | -             | 278              |
| \$40,000 to \$49,999  | 3 528    | 326             | 660            | 607            | 399            | 509            | 634            | 256            | 129            | 8             | 321              |
| \$50,000 to \$59,999  | 2 868    | 197             | 390            | 300            | 349            | 397            | 627            | 427            | 124            | 57            | 375              |
| \$60,000 to \$79,999  | 3 353    | 82              | 285            | 314            | 377            | 414            | 829            | 495            | 421            | 136           | 425              |
| \$80,000 to \$99,999  | 595      | 8               | 4              | 15             | 48             | 90             | 112            | 116            | 139            | 63            | 518              |
| \$100,000 to \$149,999  | 251      | 6               | -              | -              | -              | 27             | 46             | 58             | 39             | 75            | 580              |
| \$150,000 or more   | 37       | -               | -              | 3              | -              | 4              | -              | 4              | 10             | 16            | 713              |
| Median  | \$48 400 | \$34 500        | \$40 700       | \$43 000       | \$46 700       | \$49 600       | \$54 000       | \$58 800       | \$64 200       | \$77 500      | ...              |
| <b>SELECTED MONTHLY OWNER COSTS AS PERCENTAGE OF HOUSEHOLD INCOME IN 1979</b> |          |                 |                |                |                |                |                |                |                |               |                  |
| Less than 15 percent  | 3 715    | 889             | 1 157          | 671            | 409            | 234            | 249            | 68             | 21             | 17            | 242              |
| 15 to 19 percent  | 2 936    | 190             | 526            | 488            | 497            | 445            | 462            | 211            | 85             | 32            | 327              |
| 20 to 24 percent  | 2 352    | 116             | 223            | 224            | 310            | 392            | 634            | 266            | 161            | 26            | 389              |
| 25 to 29 percent  | 1 902    | 126             | 214            | 170            | 189            | 356            | 398            | 265            | 139            | 45            | 385              |
| 30 to 34 percent  | 1 150    | 63              | 89             | 71             | 89             | 115            | 308            | 230            | 129            | 56            | 452              |
| 35 percent or more  | 3 208    | 257             | 373            | 422            | 276            | 359            | 549            | 422            | 371            | 179           | 388              |
| Not computed  | 99       | 6               | 15             | 15             | 33             | 7              | 23             | -              | -              | -             | 320              |
| Median  | 22.1     | 14.0            | 16.3           | 18.6           | 19.8           | 23.5           | 24.6           | 28.5           | 31.8           | 35.4          | ...              |
| <b>SELECTED CHARACTERISTICS</b>   |          |                 |                |                |                |                |                |                |                |               |                  |
| Heating equipment   | 15 352   | 1 647           | 2 597          | 2 061          | 1 803          | 1 898          | 2 623          | 1 462          | 906            | 355           | 338              |
| Steam or hot water system   | 751      | 47              | 56             | 67             | 103            | 120            | 157            | 123            | 37             | 41            | 393              |
| Central warm-air furnace or electric heat pump                                | 13 066   | 1 236           | 2 144          | 1 775          | 1 567          | 1 655          | 2 312          | 1 246          | 817            | 314           | 344              |
| Other built-in electric units   | 233      | 22              | 41             | 57             | 27             | -              | 34             | 39             | 13             | -             | 297              |
| Floor, wall, or pipeless furnace  | 505      | 124             | 151            | 71             | 47             | 68             | 21             | 14             | 9              | -             | 243              |
| Other means   | 797      | 218             | 205            | 91             | 59             | 55             | 99             | 40             | 30             | -             | 244              |
| Air conditioning  | 4 585    | 465             | 715            | 577            | 547            | 559            | 899            | 415            | 279            | 129           | 349              |
| Central system  | 1 560    | 109             | 220            | 154            | 150            | 135            | 376            | 212            | 106            | 98            | 403              |
| 1 or more individual room units   | 3 025    | 356             | 495            | 423            | 397            | 424            | 523            | 203            | 173            | 31            | 330              |
| House heating fuel  | 15 352   | 1 647           | 2 597          | 2 061          | 1 803          | 1 898          | 2 623          | 1 462          | 906            | 355           | 338              |
| Utility gas   | 14 464   | 1 561           | 2 465          | 1 940          | 1 715          | 1 793          | 2 460          | 1 343          | 867            | 320           | 337              |
| Bottled, tank, or LP gas  | 90       | 12              | 6              | 8              | 10             | 13             | 35             | 6              | -              | -             | 385              |
| Electricity   | 730      | 43              | 123            | 104            | 78             | 80             | 123            | 105            | 39             | 35            | 361              |
| Fuel oil, kerosene, etc.  | 9        | -               | -              | 9              | -              | -              | -              | -              | -              | -             | 275              |
| Other   | 59       | 31              | 3              | -              | -              | 12             | 5              | 8              | -              | -             | 198              |

Table C-63. Selected Monthly Owner Costs for Not Mortgaged Housing Units With a Spanish Origin Householder: 1980

[Data are estimates based on a sample, see Introduction. For meaning of symbols, see Introduction. For definitions of terms, see appendixes A and B]

Central Cities of SMSA's

|   | Total        | Less than \$50 | \$50 to \$74 | \$75 to \$99 | \$100 to \$124 | \$125 to \$149 | \$150 to \$199 | \$200 to \$249 | \$250 or more | Median (dollars) |
|---|--------------|----------------|--------------|--------------|----------------|----------------|----------------|----------------|---------------|------------------|
| <b>Specified owner-occupied housing units</b> -----                           | <b>4 556</b> | <b>14</b>      | <b>411</b>   | <b>788</b>   | <b>1 356</b>   | <b>1 045</b>   | <b>720</b>     | <b>187</b>     | <b>35</b>     | <b>120</b>       |
| <b>PERSONS IN UNIT</b>  |              |                |              |              |                |                |                |                |               |                  |
| 1 person -----  | 739          | 7              | 137          | 219          | 181            | 106            | 60             | 23             | 6             | 101              |
| 2 persons -----   | 1 596        | 7              | 126          | 268          | 522            | 404            | 202            | 67             | -             | 119              |
| 3 persons -----   | 912          | -              | 69           | 143          | 302            | 189            | 162            | 28             | 19            | 120              |
| 4 persons -----   | 598          | -              | 32           | 62           | 219            | 170            | 98             | 7              | 10            | 123              |
| 5 persons -----   | 310          | -              | 36           | 25           | 57             | 105            | 75             | 12             | -             | 134              |
| 6 persons -----   | 204          | -              | -            | 55           | 51             | 25             | 54             | 19             | -             | 123              |
| 7 persons -----   | 103          | -              | 11           | 16           | 12             | 31             | 16             | 17             | -             | 135              |
| 8 or more persons -----   | 94           | -              | -            | -            | 12             | 15             | 53             | 14             | -             | 169              |
| Median -----  | 2.46         | 1.50           | 2.04         | 2.15         | 2.45           | 2.57           | 3.10           | 2.63           | 3.11          | ...              |
| <b>HOUSEHOLD TYPE AND AGE OF HOUSEHOLDER</b>                                  |              |                |              |              |                |                |                |                |               |                  |
| <b>Married-couple families</b> -----  | <b>3 079</b> | <b>7</b>       | <b>230</b>   | <b>449</b>   | <b>972</b>     | <b>754</b>     | <b>511</b>     | <b>140</b>     | <b>16</b>     | <b>122</b>       |
| 15 to 24 years -----  | 26           | -              | -            | 6            | 5              | 15             | -              | -              | -             | 128              |
| 25 to 34 years -----  | 229          | -              | 19           | 14           | 60             | 106            | 11             | 19             | -             | 130              |
| 35 to 44 years -----  | 295          | -              | -            | 50           | 84             | 67             | 75             | 19             | -             | 130              |
| 45 to 64 years -----  | 1 536        | -              | 116          | 194          | 494            | 344            | 320            | 60             | 8             | 123              |
| 65 years and over -----   | 993          | 7              | 95           | 185          | 329            | 222            | 105            | 42             | 8             | 116              |
| <b>Male householder, no wife present</b> -----                                | <b>369</b>   | <b>-</b>       | <b>90</b>    | <b>113</b>   | <b>79</b>      | <b>33</b>      | <b>35</b>      | <b>19</b>      | <b>-</b>      | <b>96</b>        |
| 15 to 24 years -----  | 27           | -              | 12           | 9            | 6              | -              | -              | -              | -             | 79               |
| 25 to 34 years -----  | 70           | -              | 19           | 5            | -              | 14             | 19             | 13             | -             | 145              |
| 35 to 44 years -----  | 19           | -              | 4            | 7            | -              | 8              | -              | -              | -             | 95               |
| 45 to 64 years -----  | 65           | -              | 11           | 15           | 24             | 5              | 4              | 6              | -             | 107              |
| 65 years and over -----   | 188          | -              | 44           | 77           | 49             | 6              | 12             | -              | -             | 91               |
| <b>Female householder, no husband present</b> -----                           | <b>1 108</b> | <b>7</b>       | <b>91</b>    | <b>226</b>   | <b>305</b>     | <b>258</b>     | <b>174</b>     | <b>28</b>      | <b>19</b>     | <b>119</b>       |
| 15 to 24 years -----  | 23           | -              | -            | 7            | 8              | -              | -              | -              | 8             | 114              |
| 25 to 34 years -----  | 65           | -              | 5            | 10           | 8              | 21             | 16             | -              | 5             | 136              |
| 35 to 44 years -----  | 51           | -              | -            | 6            | 12             | 12             | 15             | 6              | -             | 141              |
| 45 to 64 years -----  | 536          | -              | 37           | 105          | 169            | 120            | 105            | -              | -             | 119              |
| 65 years and over -----   | 433          | 7              | 49           | 98           | 108            | 105            | 38             | 22             | 6             | 114              |
| Median age -----  | 59.6         | 75.0           | 63.0         | 63.4         | 59.6           | 59.0           | 55.4           | 55.6           | 52.8          | ...              |
| <b>YEAR HOUSEHOLDER MOVED INTO UNIT</b>                                       |              |                |              |              |                |                |                |                |               |                  |
| 1979 to March 1980 -----  | 241          | -              | 17           | 26           | 74             | 79             | 28             | 9              | 8             | 126              |
| 1975 to 1978 -----  | 469          | -              | 19           | 94           | 89             | 90             | 113            | 64             | -             | 134              |
| 1970 to 1974 -----  | 543          | -              | 26           | 85           | 170            | 132            | 86             | 28             | 16            | 124              |
| 1960 to 1969 -----  | 1 032        | -              | 92           | 139          | 346            | 235            | 186            | 34             | -             | 121              |
| 1959 or earlier -----   | 2 271        | 14             | 257          | 444          | 677            | 509            | 307            | 52             | 11            | 116              |
| <b>ROOMS</b>  |              |                |              |              |                |                |                |                |               |                  |
| 1 to 3 rooms -----  | 193          | -              | 28           | 63           | 44             | 36             | 7              | 7              | 8             | 103              |
| 4 rooms -----   | 804          | 14             | 165          | 202          | 247            | 115            | 35             | 20             | 6             | 102              |
| 5 rooms -----   | 1 554        | -              | 129          | 312          | 506            | 373            | 180            | 51             | 3             | 117              |
| 6 rooms -----   | 868          | -              | 35           | 131          | 260            | 234            | 166            | 29             | 13            | 126              |
| 7 rooms -----   | 562          | -              | 25           | 44           | 172            | 173            | 110            | 38             | -             | 131              |
| 8 or more rooms -----   | 575          | -              | 29           | 36           | 127            | 114            | 222            | 42             | 5             | 146              |
| Median -----  | 5.3          | 4.0            | 4.6          | 4.9          | 5.3            | 5.5            | 6.3            | 6.0            | 5.5           | ...              |
| <b>YEAR STRUCTURE BUILT</b>   |              |                |              |              |                |                |                |                |               |                  |
| 1975 to March 1980 -----  | 78           | -              | 4            | 4            | 21             | 16             | 10             | 23             | -             | 141              |
| 1970 to 1974 -----  | 128          | -              | 14           | 16           | 28             | 25             | 29             | 13             | 3             | 131              |
| 1960 to 1969 -----  | 247          | -              | 12           | 6            | 55             | 32             | 97             | 32             | 13            | 160              |
| 1950 to 1959 -----  | 1 081        | -              | 75           | 166          | 347            | 266            | 179            | 48             | -             | 122              |
| 1940 to 1949 -----  | 610          | 7              | 53           | 107          | 200            | 183            | 50             | 10             | -             | 117              |
| 1939 or earlier -----   | 2 412        | 7              | 253          | 489          | 705            | 523            | 355            | 61             | 19            | 116              |
| <b>VALUE</b>  |              |                |              |              |                |                |                |                |               |                  |
| Less than \$10,000 -----  | 194          | 7              | 35           | 63           | 70             | 13             | 6              | -              | -             | 97               |
| \$10,000 to \$19,999 -----  | 598          | 7              | 145          | 181          | 214            | 31             | 13             | 7              | -             | 95               |
| \$20,000 to \$29,999 -----  | 1 007        | -              | 121          | 267          | 285            | 207            | 89             | 38             | -             | 110              |
| \$30,000 to \$39,999 -----  | 956          | -              | 46           | 125          | 342            | 265            | 155            | 18             | 5             | 122              |
| \$40,000 to \$49,999 -----  | 880          | -              | 52           | 80           | 277            | 280            | 128            | 42             | 21            | 128              |
| \$50,000 to \$59,999 -----  | 439          | -              | 5            | 44           | 109            | 135            | 140            | 6              | -             | 136              |
| \$60,000 to \$79,999 -----  | 404          | -              | 7            | 28           | 59             | 92             | 152            | 57             | 9             | 155              |
| \$80,000 to \$99,999 -----  | 45           | -              | -            | -            | -              | 22             | 15             | 8              | -             | 152              |
| \$100,000 to \$149,999 -----  | 33           | -              | -            | -            | -              | -              | 22             | 11             | -             | 188              |
| \$150,000 or more -----   | -            | -              | -            | -            | -              | -              | -              | -              | -             | -                |
| Median -----  | \$34 800     | \$10 000       | \$23 800     | \$22 600     | \$33 600       | \$40 200       | \$47 700       | \$44 500       | \$44 800      | ...              |
| <b>SELECTED MONTHLY OWNER COSTS AS PERCENTAGE OF HOUSEHOLD INCOME IN 1979</b> |              |                |              |              |                |                |                |                |               |                  |
| Less than 10 percent -----  | 1 957        | -              | 206          | 371          | 538            | 441            | 353            | 48             | -             | 119              |
| 10 to 14 percent -----  | 918          | 7              | 75           | 157          | 298            | 265            | 91             | 25             | -             | 118              |
| 15 to 19 percent -----  | 435          | 7              | 60           | 47           | 121            | 86             | 87             | 27             | -             | 121              |
| 20 to 24 percent -----  | 329          | -              | 14           | 36           | 141            | 67             | 50             | 8              | 13            | 120              |
| 25 to 29 percent -----  | 270          | -              | 30           | 54           | 92             | 42             | 39             | 13             | -             | 114              |
| 30 to 34 percent -----  | 197          | -              | 8            | 52           | 44             | 58             | 22             | 8              | 5             | 122              |
| 35 percent or more -----  | 406          | -              | 18           | 65           | 105            | 80             | 71             | 58             | 9             | 130              |
| Not computed -----  | 44           | -              | -            | 6            | 17             | 6              | 7              | -              | 8             | 124              |
| Median -----  | 11.6         | 15.0           | 10.0         | 10.6         | 12.2           | 11.5           | 10.2           | 18.8           | 30.5          | ...              |
| <b>SELECTED CHARACTERISTICS</b>   |              |                |              |              |                |                |                |                |               |                  |
| <b>Heating equipment</b> -----  | <b>4 556</b> | <b>14</b>      | <b>411</b>   | <b>788</b>   | <b>1 356</b>   | <b>1 045</b>   | <b>720</b>     | <b>187</b>     | <b>35</b>     | <b>120</b>       |
| Steam or hot water system -----   | 230          | -              | 6            | 20           | 42             | 86             | 53             | 23             | -             | 139              |
| Central worm-air furnace or electric heat pump -----                          | 3 211        | -              | 212          | 452          | 1 009          | 796            | 601            | 125            | 16            | 123              |
| Other built-in electric units -----   | 60           | -              | -            | 11           | 16             | 19             | -              | -              | 14            | 129              |
| Floor, wall, or pipeless furnace -----  | 390          | -              | 76           | 106          | 128            | 33             | 22             | 20             | 5             | 103              |
| Other means -----   | 665          | 14             | 117          | 199          | 161            | 111            | 44             | 19             | -             | 100              |
| <b>Air conditioning</b> -----   | <b>1 523</b> | <b>7</b>       | <b>82</b>    | <b>320</b>   | <b>521</b>     | <b>327</b>     | <b>214</b>     | <b>44</b>      | <b>8</b>      | <b>117</b>       |
| Central system -----  | 359          | -              | 18           | 47           | 115            | 78             | 85             | 13             | 3             | 125              |
| 1 or more individual room units -----   | 1 164        | 7              | 64           | 273          | 406            | 249            | 129            | 31             | 5             | 115              |
| <b>House heating fuel</b> -----   | <b>4 556</b> | <b>14</b>      | <b>411</b>   | <b>788</b>   | <b>1 356</b>   | <b>1 045</b>   | <b>720</b>     | <b>187</b>     | <b>35</b>     | <b>120</b>       |
| Utility gas -----   | 4 330        | 14             | 389          | 748          | 1 298          | 1 003          | 688            | 169            | 21            | 120              |
| Bottled, tank, or LP gas -----  | 42           | -              | -            | 29           | 7              | -              | 6              | -              | -             | 93               |
| Electricity -----   | 164          | -              | 10           | 11           | 43             | 42             | 26             | 18             | 14            | 136              |
| Fuel oil, kerosene, etc. -----  | -            | -              | -            | -            | -              | -              | -              | -              | -             | -                |
| Other -----   | 20           | -              | 12           | -            | 8              | -              | -              | -              | -             | 71               |

**Table C-64. Year Structure Built for Owner- and Renter-Occupied Housing Units With a Spanish Origin Householder: 1980**

[Data are estimates based on a sample, see Introduction. For meaning of symbols, see Introduction. For definitions of terms, see appendixes A and B]

| Central Cities of SMSA's                                 | Owner-occupied housing units |                    |              |               |               |                 | Renter-occupied housing units |                    |              |               |               |                 |
|--|------------------------------|--------------------|--------------|---------------|---------------|-----------------|-------------------------------|--------------------|--------------|---------------|---------------|-----------------|
|  | Total                        | 1975 to March 1980 | 1970 to 1974 | 1960 to 1969  | 1940 to 1959  | 1939 or earlier | Total                         | 1975 to March 1980 | 1970 to 1974 | 1960 to 1969  | 1940 to 1959  | 1939 or earlier |
| <b>Occupied housing units</b> -----                      | <b>22 612</b>                | <b>1 717</b>       | <b>2 269</b> | <b>3 017</b>  | <b>8 278</b>  | <b>7 331</b>    | <b>25 762</b>                 | <b>1 433</b>       | <b>3 618</b> | <b>4 758</b>  | <b>8 901</b>  | <b>7 052</b>    |
| <b>HOUSEHOLD TYPE AND AGE OF HOUSEHOLDER</b>             |                              |                    |              |               |               |                 |                               |                    |              |               |               |                 |
| <b>Married-couple families</b> -----                     | <b>17 084</b>                | <b>1 481</b>       | <b>1 672</b> | <b>2 474</b>  | <b>6 430</b>  | <b>5 027</b>    | <b>10 419</b>                 | <b>595</b>         | <b>1 554</b> | <b>1 903</b>  | <b>3 724</b>  | <b>2 643</b>    |
| 15 to 24 years-----                                      | 573                          | 88                 | 47           | 78            | 261           | 99              | 2 672                         | 193                | 554          | 502           | 929           | 494             |
| 25 to 34 years-----                                      | 4 664                        | 740                | 613          | 673           | 1 653         | 985             | 4 207                         | 214                | 614          | 850           | 1 551         | 978             |
| 35 to 44 years-----                                      | 3 765                        | 344                | 601          | 705           | 1 372         | 743             | 1 743                         | 98                 | 217          | 292           | 634           | 502             |
| 45 to 64 years-----                                      | 6 379                        | 268                | 377          | 929           | 2 565         | 2 240           | 1 221                         | 70                 | 118          | 155           | 449           | 429             |
| 65 years and over-----                                   | 1 703                        | 41                 | 34           | 89            | 579           | 960             | 576                           | 20                 | 51           | 104           | 161           | 240             |
| <b>Male householder, no wife present</b> -----           | <b>1 982</b>                 | <b>88</b>          | <b>183</b>   | <b>191</b>    | <b>771</b>    | <b>749</b>      | <b>5 718</b>                  | <b>302</b>         | <b>675</b>   | <b>1 177</b>  | <b>1 659</b>  | <b>1 905</b>    |
| 15 to 24 years-----                                      | 164                          | 29                 | 25           | 18            | 66            | 26              | 1 594                         | 85                 | 239          | 424           | 505           | 341             |
| 25 to 34 years-----                                      | 632                          | 43                 | 68           | 99            | 199           | 223             | 1 805                         | 104                | 240          | 361           | 502           | 598             |
| 35 to 44 years-----                                      | 406                          | 4                  | 42           | 54            | 190           | 116             | 830                           | 81                 | 124          | 200           | 206           | 219             |
| 45 to 64 years-----                                      | 450                          | 6                  | 48           | 9             | 203           | 184             | 1 042                         | 15                 | 48           | 116           | 334           | 529             |
| 65 years and over-----                                   | 330                          | 6                  | —            | 11            | 113           | 200             | 447                           | 17                 | 24           | 76            | 112           | 218             |
| <b>Female householder, no husband present</b> -----      | <b>3 546</b>                 | <b>148</b>         | <b>414</b>   | <b>352</b>    | <b>1 077</b>  | <b>1 555</b>    | <b>9 625</b>                  | <b>536</b>         | <b>1 389</b> | <b>1 678</b>  | <b>3 518</b>  | <b>2 504</b>    |
| 15 to 24 years-----                                      | 134                          | 19                 | 21           | 18            | 43            | 33              | 2 245                         | 114                | 391          | 334           | 798           | 608             |
| 25 to 34 years-----                                      | 610                          | 80                 | 111          | 75            | 171           | 173             | 2 942                         | 202                | 425          | 618           | 1 131         | 566             |
| 35 to 44 years-----                                      | 576                          | 24                 | 114          | 76            | 170           | 192             | 1 547                         | 46                 | 277          | 250           | 573           | 401             |
| 45 to 64 years-----                                      | 1 474                        | 19                 | 140          | 148           | 450           | 717             | 1 786                         | 75                 | 152          | 310           | 658           | 591             |
| 65 years and over-----                                   | 752                          | 6                  | 28           | 35            | 243           | 440             | 1 105                         | 99                 | 144          | 166           | 358           | 338             |
| <b>Median age</b> -----                                  | <b>44.5</b>                  | <b>33.3</b>        | <b>37.9</b>  | <b>41.7</b>   | <b>45.1</b>   | <b>51.8</b>     | <b>31.4</b>                   | <b>30.7</b>        | <b>28.9</b>  | <b>30.0</b>   | <b>31.2</b>   | <b>34.7</b>     |
| <b>YEAR HOUSEHOLDER MOVED INTO UNIT</b>                  |                              |                    |              |               |               |                 |                               |                    |              |               |               |                 |
| 1979 to March 1980-----                                  | 3 334                        | 822                | 355          | 398           | 1 044         | 715             | 14 237                        | 1 065              | 2 151        | 2 961         | 4 710         | 3 350           |
| 1975 to 1978-----  | 6 336                        | 895                | 741          | 1 043         | 2 147         | 1 510           | 8 023                         | 368                | 1 096        | 1 401         | 2 867         | 2 291           |
| 1970 to 1974-----  | 4 539                        | —                  | 1 173        | 654           | 1 483         | 1 229           | 2 066                         | —                  | 371          | 304           | 689           | 702             |
| 1960 to 1969-----  | 4 832                        | —                  | —            | 922           | 1 918         | 1 992           | 905                           | —                  | —            | 92            | 406           | 407             |
| 1959 or earlier-----                                     | 3 571                        | —                  | —            | —             | 1 686         | 1 885           | 531                           | —                  | —            | —             | 229           | 302             |
| <b>ROOMS</b>   |                              |                    |              |               |               |                 |                               |                    |              |               |               |                 |
| 1 room-----  | 44                           | 6                  | 3            | 12            | 5             | 18              | 1 154                         | 35                 | 159          | 248           | 228           | 484             |
| 2 rooms-----   | 211                          | —                  | 17           | 53            | 100           | 41              | 2 538                         | 161                | 307          | 571           | 727           | 772             |
| 3 rooms-----   | 670                          | 28                 | 94           | 111           | 259           | 178             | 5 336                         | 366                | 847          | 1 107         | 1 596         | 1 420           |
| 4 rooms-----   | 3 157                        | 109                | 250          | 304           | 1 403         | 1 091           | 8 275                         | 421                | 1 229        | 1 636         | 3 113         | 1 876           |
| 5 rooms-----   | 5 487                        | 261                | 434          | 448           | 2 187         | 2 157           | 4 829                         | 249                | 561          | 755           | 1 805         | 1 459           |
| 6 rooms-----   | 4 412                        | 331                | 392          | 510           | 1 666         | 1 513           | 2 082                         | 131                | 293          | 214           | 820           | 624             |
| 7 or more rooms-----                                     | 8 631                        | 982                | 1 079        | 1 579         | 2 658         | 2 333           | 1 548                         | 70                 | 222          | 227           | 612           | 417             |
| <b>Median</b> -----                                      | <b>5.9</b>                   | <b>6.8</b>         | <b>6.4</b>   | <b>6.6</b>    | <b>5.6</b>    | <b>5.6</b>      | <b>4.0</b>                    | <b>3.9</b>         | <b>3.9</b>   | <b>3.8</b>    | <b>4.1</b>    | <b>4.0</b>      |
| <b>PLUMBING FACILITIES BY PERSONS PER ROOM</b>           |                              |                    |              |               |               |                 |                               |                    |              |               |               |                 |
| <b>Complete plumbing for exclusive use</b> -----         | <b>22 553</b>                | <b>1 717</b>       | <b>2 259</b> | <b>3 009</b>  | <b>8 246</b>  | <b>7 322</b>    | <b>25 059</b>                 | <b>1 397</b>       | <b>3 555</b> | <b>4 685</b>  | <b>8 776</b>  | <b>6 646</b>    |
| 0.50 or less-----  | 10 849                       | 893                | 986          | 1 325         | 3 824         | 3 821           | 9 250                         | 540                | 1 296        | 1 753         | 3 035         | 2 626           |
| 0.51 to 1.00-----  | 10 072                       | 758                | 1 113        | 1 498         | 3 738         | 2 965           | 12 579                        | 664                | 1 771        | 2 450         | 4 570         | 3 124           |
| 1.01 to 1.50-----  | 1 375                        | 54                 | 134          | 155           | 562           | 470             | 2 174                         | 139                | 381          | 293           | 818           | 543             |
| 1.51 or more-----  | 257                          | 12                 | 26           | 31            | 122           | 66              | 1 056                         | 54                 | 107          | 189           | 353           | 353             |
| <b>Lacking complete plumbing for exclusive use</b> ----- | <b>59</b>                    | <b>—</b>           | <b>10</b>    | <b>8</b>      | <b>32</b>     | <b>9</b>        | <b>703</b>                    | <b>36</b>          | <b>63</b>    | <b>73</b>     | <b>125</b>    | <b>406</b>      |
| 0.50 or less-----  | 5                            | —                  | —            | —             | —             | 5               | 308                           | 17                 | 22           | 36            | 55            | 178             |
| 0.51 to 1.00-----  | 42                           | —                  | 6            | 8             | 24            | 4               | 273                           | 19                 | 32           | 19            | 44            | 159             |
| 1.01 to 1.50-----  | 12                           | —                  | 4            | —             | 8             | —               | 61                            | —                  | 9            | 18            | 26            | 8               |
| 1.51 or more-----  | —                            | —                  | —            | —             | —             | —               | 61                            | —                  | —            | —             | —             | 61              |
| <b>PERSONS IN UNIT</b>                                   |                              |                    |              |               |               |                 |                               |                    |              |               |               |                 |
| 1 person-----  | 2 052                        | 89                 | 173          | 156           | 664           | 970             | 6 184                         | 385                | 824          | 1 235         | 1 731         | 2 009           |
| 2 persons-----   | 4 772                        | 299                | 315          | 439           | 1 939         | 1 780           | 5 936                         | 341                | 902          | 1 218         | 1 910         | 1 565           |
| 3 persons-----   | 4 784                        | 396                | 485          | 700           | 1 740         | 1 463           | 5 227                         | 251                | 819          | 1 191         | 1 929         | 1 313           |
| 4 persons-----   | 4 807                        | 475                | 554          | 695           | 1 786         | 1 297           | 3 964                         | 154                | 489          | 738           | 1 632         | 951             |
| 5 persons-----   | 3 321                        | 274                | 409          | 611           | 1 198         | 829             | 2 198                         | 134                | 275          | 379           | 832           | 578             |
| 6 or more persons-----                                   | 2 876                        | 184                | 333          | 416           | 951           | 992             | 2 253                         | 168                | 309          | 273           | 867           | 636             |
| <b>Median</b> -----                                      | <b>3.44</b>                  | <b>3.66</b>        | <b>3.79</b>  | <b>3.81</b>   | <b>3.38</b>   | <b>3.13</b>     | <b>2.65</b>                   | <b>2.47</b>        | <b>2.60</b>  | <b>2.44</b>   | <b>2.92</b>   | <b>2.47</b>     |
| <b>Total persons</b> -----                               | <b>79 020</b>                | <b>6 227</b>       | <b>8 737</b> | <b>11 584</b> | <b>28 512</b> | <b>23 960</b>   | <b>74 500</b>                 | <b>4 050</b>       | <b>9 858</b> | <b>12 595</b> | <b>28 087</b> | <b>19 910</b>   |
| <b>UNITS IN STRUCTURE</b>                                |                              |                    |              |               |               |                 |                               |                    |              |               |               |                 |
| 1, detached or attached-----                             | 20 883                       | 1 539              | 1 919        | 2 646         | 7 894         | 6 885           | 9 697                         | 289                | 517          | 1 319         | 4 328         | 3 244           |
| 2-----   | 472                          | 3                  | 7            | 59            | 166           | 237             | 2 326                         | 85                 | 159          | 346           | 967           | 769             |
| 3 and 4-----   | 204                          | 10                 | 39           | 33            | 27            | 95              | 2 857                         | 126                | 436          | 452           | 938           | 905             |
| 5 to 9-----  | 194                          | 33                 | 8            | 22            | 65            | 66              | 2 699                         | 186                | 408          | 350           | 983           | 772             |
| 10 to 49-----  | 281                          | 50                 | 108          | 28            | 60            | 35              | 5 545                         | 351                | 1 303        | 1 474         | 1 269         | 1 148           |
| 50 or more-----  | 123                          | 12                 | 29           | 49            | 27            | 6               | 2 453                         | 368                | 748          | 722           | 401           | 214             |
| Mobile home or trailer, etc.-----                        | 455                          | 70                 | 159          | 180           | 39            | 7               | 185                           | 28                 | 47           | 95            | 15            | —               |
| <b>SELECTED CHARACTERISTICS</b>                          |                              |                    |              |               |               |                 |                               |                    |              |               |               |                 |
| <b>Heating equipment</b> -----                           | <b>22 602</b>                | <b>1 717</b>       | <b>2 269</b> | <b>3 017</b>  | <b>8 268</b>  | <b>7 331</b>    | <b>25 698</b>                 | <b>1 433</b>       | <b>3 618</b> | <b>4 758</b>  | <b>8 871</b>  | <b>7 018</b>    |
| Steam or hot water system-----                           | 1 152                        | 91                 | 70           | 162           | 302           | 527             | 5 702                         | 362                | 1 101        | 1 086         | 1 402         | 1 751           |
| Central warm-air furnace or electric heat pump-----      | 18 279                       | 1 495              | 2 088        | 2 620         | 6 676         | 5 400           | 15 191                        | 822                | 2 120        | 2 873         | 5 712         | 3 664           |
| Other built-in electric units-----                       | 382                          | 77                 | 36           | 57            | 111           | 101             | 1 506                         | 163                | 211          | 433           | 408           | 291             |
| Floor, wall, or pipeless furnace-----                    | 1 058                        | 25                 | 44           | 64            | 452           | 473             | 1 157                         | 21                 | 70           | 148           | 513           | 405             |
| Other means-----   | 1 731                        | 29                 | 31           | 114           | 727           | 830             | 2 142                         | 65                 | 116          | 218           | 836           | 907             |
| <b>Air conditioning</b> -----                            | <b>7 225</b>                 | <b>716</b>         | <b>957</b>   | <b>1 061</b>  | <b>2 638</b>  | <b>1 853</b>    | <b>5 154</b>                  | <b>649</b>         | <b>1 617</b> | <b>1 523</b>  | <b>831</b>    | <b>634</b>      |
| Central system-----                                      | 2 486                        | 492                | 511          | 456           | 666           | 361             | 1 937                         | 276                | 650          | 598           | 228           | 185             |
| 1 or more individual room units-----                     | 4 739                        | 224                | 446          | 605           | 1 972         | 1 492           | 3 217                         | 273                | 967          | 925           | 603           | 449             |
| <b>House heating fuel</b> -----                          | <b>22 602</b>                | <b>1 717</b>       | <b>2 269</b> | <b>3 017</b>  | <b>8 268</b>  | <b>7 331</b>    | <b>25 698</b>                 | <b>1 433</b>       | <b>3 618</b> | <b>4 758</b>  | <b>8 871</b>  | <b>7 018</b>    |
| Utility gas-----   | 21 260                       | 1 524              | 2 080        | 2 821         | 7 848         | 6 987           | 21 392                        | 965                | 2 801        | 3 687         | 7 694         | 6 245           |
| Bottled, tank, or LP gas-----                            | 184                          | 7                  | 34           | 30            | 57            | 56              | 197                           | 35                 | 17           | 19            | 68            | 58              |
| Electricity-----   | 1 058                        | 178                | 155          | 166           | 327           | 232             | 3 801                         | 417                | 738          | 977           | 1 035         | 634             |
| Fuel oil, kerosene, etc.-----                            | 9                            | —                  | —            | —             | —             | 9               | 151                           | 8                  | 44           | 53            | 12            | 34              |
| Other-----   | 91                           | 8                  | —            | —             | 36            | 47              | 157                           | 8                  | 18           | 22            | 62            | 47              |
| <b>Income in 1979 below poverty level</b> -----          | <b>2 463</b>                 | <b>38</b>          | <b>225</b>   | <b>259</b>    | <b>921</b>    | <b>1 020</b>    | <b>9 274</b>                  | <b>516</b>         | <b>1 200</b> | <b>1 259</b>  | <b>3 516</b>  | <b>2 783</b>    |
| Percent below poverty level-----                         | 10.9                         | 2.2                | 9.9          | 8.6           | 11.1          | 13.9            | 36.0                          | 36.0               | 33.2         | 26.5          | 39.5          | 39.5            |
| <b>HOUSEHOLD INCOME IN 1979</b>                          |                              |                    |              |               |               |                 |                               |                    |              |               |               |                 |
| Less than \$5,000-----                                   | 2 087                        | 20                 | 145          | 199           | 748           | 975             | 8 031                         | 490                | 1 026        | 1 151         | 2 890         | 2 474           |
| \$5,000 to \$9,999-----                                  | 2 740                        | 68                 | 185          | 227           | 955           | 1 305           | 6 454                         | 333                | 883          | 1 230         | 2 155         | 1 853           |
| \$10,000 to \$12,499-----                                | 1 755                        | 80                 | 165          | 212           | 687           | 611             | 2 822                         | 139                | 393          | 523           | 941           | 826             |
| \$12,500 to \$14,999-----                                | 1 748                        | 87                 | 175          | 170           | 633           | 683             | 2 427                         | 133                | 487          | 529           | 703           | 575             |
| \$15,000 to \$19,999-----                                | 4 146                        | 343                | 384          | 526           | 1 588         | 1 305           | 3 142                         | 178                | 460          |               |               |                 |

**Table C-65. Units in Structure for Owner- and Renter-Occupied Housing Units With a Spanish Origin Householder: 1980**

[Data are estimates based on a sample, see Introduction. For meaning of symbols, see Introduction. For definitions of terms, see appendixes A and B]

| Central Cities of SMSA's                                 | Owner-occupied housing units |                              |                 |                              | Renter-occupied housing units |                              |              |               |              |                |                  |                              |
|--|------------------------------|------------------------------|-----------------|------------------------------|-------------------------------|------------------------------|--------------|---------------|--------------|----------------|------------------|------------------------------|
|  | Total                        | 1 unit, detached or attached | 2 or more units | Mobile home or trailer, etc. | Total                         | 1 unit, detached or attached | 2 units      | 3 and 4 units | 5 to 9 units | 10 to 49 units | 50 or more units | Mobile home or trailer, etc. |
| <b>Occupied housing units</b> .....                      | <b>22 612</b>                | <b>20 883</b>                | <b>1 274</b>    | <b>455</b>                   | <b>25 762</b>                 | <b>9 697</b>                 | <b>2 326</b> | <b>2 857</b>  | <b>2 699</b> | <b>5 545</b>   | <b>2 453</b>     | <b>185</b>                   |
| Condominium housing units.....                           | 287                          | 52                           | 235             | -                            | 285                           | 25                           | -            | 4             | 33           | 118            | 105              | -                            |
| <b>HOUSEHOLD TYPE AND AGE OF HOUSEHOLDER</b>             |                              |                              |                 |                              |                               |                              |              |               |              |                |                  |                              |
| <b>Married-couple families</b> .....                     | <b>17 084</b>                | <b>16 068</b>                | <b>736</b>      | <b>280</b>                   | <b>10 419</b>                 | <b>4 825</b>                 | <b>990</b>   | <b>1 130</b>  | <b>826</b>   | <b>1 810</b>   | <b>743</b>       | <b>95</b>                    |
| 15 to 24 years.....                                      | 573                          | 501                          | 33              | 39                           | 2 672                         | 939                          | 239          | 260           | 260          | 672            | 269              | 33                           |
| 25 to 34 years.....                                      | 4 664                        | 4 410                        | 136             | 118                          | 4 207                         | 1 928                        | 441          | 565           | 333          | 609            | 288              | 43                           |
| 35 to 44 years.....                                      | 3 765                        | 3 611                        | 109             | 45                           | 1 743                         | 958                          | 146          | 170           | 115          | 274            | 67               | 13                           |
| 45 to 64 years.....                                      | 6 379                        | 5 982                        | 338             | 59                           | 1 221                         | 727                          | 122          | 76            | 93           | 146            | 51               | 6                            |
| 65 years and over.....                                   | 1 703                        | 1 564                        | 120             | 19                           | 576                           | 273                          | 42           | 59            | 25           | 109            | 68               | -                            |
| <b>Male householder, no wife present</b> .....           | <b>1 982</b>                 | <b>1 627</b>                 | <b>287</b>      | <b>68</b>                    | <b>5 718</b>                  | <b>1 385</b>                 | <b>544</b>   | <b>590</b>    | <b>688</b>   | <b>1 825</b>   | <b>643</b>       | <b>43</b>                    |
| 15 to 24 years.....                                      | 164                          | 103                          | 56              | 5                            | 1 594                         | 351                          | 220          | 134           | 239          | 475            | 147              | 28                           |
| 25 to 34 years.....                                      | 632                          | 526                          | 73              | 33                           | 1 805                         | 540                          | 124          | 182           | 191          | 543            | 210              | 15                           |
| 35 to 44 years.....                                      | 406                          | 347                          | 47              | 12                           | 830                           | 180                          | 68           | 62            | 84           | 309            | 127              | -                            |
| 45 to 64 years.....                                      | 450                          | 370                          | 62              | 18                           | 1 042                         | 213                          | 92           | 174           | 136          | 351            | 76               | -                            |
| 65 years and over.....                                   | 330                          | 281                          | 49              | -                            | 447                           | 101                          | 40           | 38            | 38           | 147            | 83               | -                            |
| <b>Female householder, no husband present</b> .....      | <b>3 546</b>                 | <b>3 188</b>                 | <b>251</b>      | <b>107</b>                   | <b>9 625</b>                  | <b>3 487</b>                 | <b>792</b>   | <b>1 137</b>  | <b>1 185</b> | <b>1 910</b>   | <b>1 067</b>     | <b>47</b>                    |
| 15 to 24 years.....                                      | 134                          | 109                          | 21              | 4                            | 2 245                         | 640                          | 233          | 277           | 270          | 603            | 210              | 12                           |
| 25 to 34 years.....                                      | 610                          | 509                          | 60              | 41                           | 2 942                         | 1 069                        | 188          | 401           | 400          | 620            | 252              | 12                           |
| 35 to 44 years.....                                      | 576                          | 514                          | 47              | 15                           | 1 547                         | 695                          | 142          | 179           | 156          | 235            | 121              | 19                           |
| 45 to 64 years.....                                      | 1 474                        | 1 370                        | 66              | 38                           | 1 786                         | 714                          | 148          | 225           | 203          | 286            | 206              | 4                            |
| 65 years and over.....                                   | 752                          | 686                          | 57              | 9                            | 1 105                         | 369                          | 81           | 55            | 156          | 166            | 278              | -                            |
| Median age.....  | <b>44.5</b>                  | <b>44.5</b>                  | <b>47.4</b>     | <b>34.1</b>                  | <b>31.4</b>                   | <b>32.9</b>                  | <b>30.3</b>  | <b>30.3</b>   | <b>30.5</b>  | <b>29.8</b>    | <b>32.3</b>      | <b>27.1</b>                  |
| <b>YEAR HOUSEHOLDER MOVED INTO UNIT</b>                  |                              |                              |                 |                              |                               |                              |              |               |              |                |                  |                              |
| 1979 to March 1980.....                                  | 3 334                        | 2 912                        | 288             | 134                          | 14 237                        | 4 759                        | 1 261        | 1 638         | 1 394        | 3 584          | 1 462            | 139                          |
| 1975 to 1978.....  | 6 336                        | 5 839                        | 338             | 159                          | 8 023                         | 3 227                        | 663          | 885           | 884          | 1 628          | 703              | 33                           |
| 1970 to 1974.....  | 4 539                        | 4 211                        | 226             | 102                          | 2 066                         | 987                          | 246          | 214           | 193          | 220            | 206              | -                            |
| 1960 to 1969.....  | 4 832                        | 4 530                        | 244             | 58                           | 905                           | 493                          | 87           | 75            | 149          | 46             | 47               | 8                            |
| 1959 or earlier.....                                     | 3 571                        | 3 391                        | 178             | 2                            | 531                           | 231                          | 69           | 45            | 79           | 67             | 35               | 5                            |
| <b>ROOMS</b>   |                              |                              |                 |                              |                               |                              |              |               |              |                |                  |                              |
| 1 room.....  | 44                           | 18                           | 26              | -                            | 1 154                         | 57                           | 60           | 87            | 87           | 554            | 294              | 15                           |
| 2 rooms.....   | 211                          | 143                          | 45              | 23                           | 2 538                         | 431                          | 105          | 281           | 283          | 1 036          | 402              | -                            |
| 3 rooms.....   | 670                          | 522                          | 85              | 63                           | 5 336                         | 1 025                        | 385          | 583           | 656          | 1 901          | 758              | 28                           |
| 4 rooms.....   | 3 157                        | 2 685                        | 298             | 174                          | 8 275                         | 3 006                        | 984          | 1 205         | 1 031        | 1 255          | 683              | 111                          |
| 5 rooms.....   | 5 487                        | 5 051                        | 285             | 151                          | 4 829                         | 2 611                        | 484          | 501           | 412          | 563            | 227              | 31                           |
| 6 rooms.....   | 4 412                        | 4 186                        | 187             | 39                           | 2 082                         | 1 386                        | 222          | 110           | 143          | 146            | 75               | -                            |
| 7 or more rooms.....                                     | 8 631                        | 8 278                        | 348             | 5                            | 1 548                         | 1 181                        | 86           | 90            | 87           | 90             | 14               | -                            |
| Median.....  | 5.9                          | 6.0                          | 5.1             | 4.3                          | 4.0                           | 4.6                          | 4.1          | 3.9           | 3.8          | 3.1            | 3.2              | 3.9                          |
| <b>PLUMBING FACILITIES BY PERSONS PER ROOM</b>           |                              |                              |                 |                              |                               |                              |              |               |              |                |                  |                              |
| <b>Complete plumbing for exclusive use</b> .....         | <b>22 553</b>                | <b>20 853</b>                | <b>1 245</b>    | <b>455</b>                   | <b>25 059</b>                 | <b>9 668</b>                 | <b>2 263</b> | <b>2 700</b>  | <b>2 564</b> | <b>5 272</b>   | <b>2 407</b>     | <b>185</b>                   |
| 0.50 or less.....  | 10 849                       | 10 026                       | 667             | 156                          | 9 250                         | 3 235                        | 819          | 1 022         | 947          | 2 047          | 1 129            | 51                           |
| 0.51 to 1.00.....  | 10 072                       | 9 378                        | 469             | 225                          | 12 579                        | 5 220                        | 1 180        | 1 286         | 1 209        | 2 615          | 1 002            | 67                           |
| 1.01 to 1.50.....  | 1 375                        | 1 221                        | 100             | 54                           | 2 174                         | 954                          | 165          | 268           | 264          | 320            | 156              | 47                           |
| 1.51 or more.....  | 257                          | 228                          | 9               | 20                           | 1 056                         | 259                          | 99           | 124           | 144          | 290            | 120              | 20                           |
| <b>Lacking complete plumbing for exclusive use</b> ..... | <b>59</b>                    | <b>30</b>                    | <b>29</b>       | <b>-</b>                     | <b>703</b>                    | <b>29</b>                    | <b>63</b>    | <b>157</b>    | <b>135</b>   | <b>273</b>     | <b>46</b>        | <b>-</b>                     |
| 0.50 or less.....  | 5                            | 5                            | -               | -                            | 308                           | 14                           | 24           | 51            | 91           | 110            | 18               | -                            |
| 0.51 to 1.00.....  | 42                           | 13                           | 29              | -                            | 273                           | 9                            | 16           | 79            | 15           | 126            | 28               | -                            |
| 1.01 to 1.50.....  | 12                           | 12                           | -               | -                            | 61                            | 6                            | 16           | 20            | 10           | 9              | -                | -                            |
| 1.51 or more.....  | -                            | -                            | -               | -                            | 61                            | -                            | 7            | 7             | 19           | 28             | -                | -                            |
| <b>BEDROOMS</b>  |                              |                              |                 |                              |                               |                              |              |               |              |                |                  |                              |
| None.....  | 66                           | 37                           | 29              | -                            | 1 594                         | 134                          | 60           | 108           | 144          | 795            | 338              | 15                           |
| 1.....   | 1 043                        | 795                          | 187             | 61                           | 8 252                         | 1 680                        | 561          | 1 004         | 1 066        | 2 741          | 1 185            | 15                           |
| 2.....   | 6 424                        | 5 737                        | 459             | 228                          | 10 705                        | 4 501                        | 1 328        | 1 373         | 1 061        | 1 572          | 739              | 131                          |
| 3.....   | 8 822                        | 8 369                        | 287             | 166                          | 3 730                         | 2 385                        | 292          | 259           | 305          | 310            | 155              | 24                           |
| 4.....   | 4 849                        | 4 622                        | 227             | -                            | 1 214                         | 781                          | 78           | 101           | 109          | 109            | 36               | -                            |
| 5 or more.....   | 1 408                        | 1 323                        | 85              | -                            | 267                           | 216                          | 7            | 12            | 14           | 18             | -                | -                            |
| <b>HOUSEHOLD INCOME IN 1979</b>                          |                              |                              |                 |                              |                               |                              |              |               |              |                |                  |                              |
| Less than \$5,000.....                                   | 2 087                        | 1 855                        | 162             | 70                           | 8 031                         | 2 665                        | 617          | 954           | 1 010        | 1 761          | 963              | 61                           |
| \$5,000 to \$9,999.....                                  | 2 740                        | 2 475                        | 169             | 96                           | 6 454                         | 2 289                        | 571          | 652           | 759          | 1 568          | 577              | 38                           |
| \$10,000 to \$12,499.....                                | 1 755                        | 1 563                        | 135             | 57                           | 2 822                         | 1 016                        | 313          | 355           | 300          | 608            | 194              | 36                           |
| \$12,500 to \$14,999.....                                | 1 748                        | 1 575                        | 112             | 61                           | 2 427                         | 910                          | 199          | 345           | 222          | 512            | 230              | 9                            |
| \$15,000 to \$19,999.....                                | 4 146                        | 3 854                        | 220             | 72                           | 3 142                         | 1 329                        | 387          | 343           | 226          | 573            | 249              | 35                           |
| \$20,000 to \$24,999.....                                | 3 802                        | 3 551                        | 183             | 68                           | 1 464                         | 656                          | 129          | 104           | 110          | 341            | 118              | 6                            |
| \$25,000 to \$34,999.....                                | 4 202                        | 4 015                        | 156             | 31                           | 1 031                         | 619                          | 78           | 67            | 65           | 124            | 78               | -                            |
| \$35,000 to \$49,999.....                                | 1 698                        | 1 598                        | 100             | -                            | 312                           | 177                          | 16           | 33            | -            | 50             | 36               | -                            |
| \$50,000 or more.....                                    | 434                          | 397                          | 37              | -                            | 79                            | 36                           | 16           | 4             | 7            | 8              | 8                | -                            |
| Median.....  | \$18 575                     | \$18 827                     | \$16 756        | \$12 684                     | \$8 647                       | \$9 756                      | \$9 800      | \$8 521       | \$6 882      | \$8 007        | \$6 955          | \$9 375                      |
| Mean.....  | \$19 774                     | \$19 966                     | \$18 992        | \$13 125                     | \$10 360                      | \$11 557                     | \$11 096     | \$9 766       | \$8 483      | \$9 601        | \$9 503          | \$9 072                      |
| <b>SELECTED CHARACTERISTICS</b>                          |                              |                              |                 |                              |                               |                              |              |               |              |                |                  |                              |
| <b>Heating equipment</b> .....                           | <b>22 602</b>                | <b>20 873</b>                | <b>1 274</b>    | <b>455</b>                   | <b>25 698</b>                 | <b>9 658</b>                 | <b>2 326</b> | <b>2 850</b>  | <b>2 699</b> | <b>5 527</b>   | <b>2 453</b>     | <b>185</b>                   |
| Steam or hot water system.....                           | 1 152                        | 1 029                        | 123             | -                            | 5 702                         | 720                          | 228          | 630           | 693          | 2 504          | 905              | 22                           |
| Central warm-air furnace or electric heat pump.....      | 18 279                       | 16 969                       | 948             | 362                          | 15 191                        | 7 013                        | 1 647        | 1 619         | 1 497        | 2 217          | 1 074            | 124                          |
| Other built-in electric units.....                       | 382                          | 321                          | 46              | 15                           | 1 506                         | 326                          | 93           | 181           | 192          | 411            | 291              | 12                           |
| Floor, wall, or pipeless furnace.....                    | 1 058                        | 972                          | 65              | 21                           | 1 157                         | 554                          | 97           | 178           | 62           | 152            | 103              | 11                           |
| Other means.....   | 1 731                        | 1 582                        | 92              | 57                           | 2 142                         | 1 045                        | 261          | 242           | 255          | 243            | 80               | 16                           |
| <b>Air conditioning</b> .....                            | <b>7 225</b>                 | <b>6 473</b>                 | <b>509</b>      | <b>243</b>                   | <b>5 154</b>                  | <b>1 106</b>                 | <b>166</b>   | <b>200</b>    | <b>367</b>   | <b>2 191</b>   | <b>1 049</b>     | <b>75</b>                    |
| Central system.....                                      | 2 486                        | 2 077                        | 290             | 119                          | 1 937                         | 334                          | 43           | 61            | 145          | 755            | 569              | 30                           |
| <b>Vehicles available</b> .....                          | <b>21 165</b>                | <b>19 615</b>                | <b>1 124</b>    | <b>426</b>                   | <b>18 423</b>                 | <b>7 320</b>                 | <b>1 847</b> | <b>1 989</b>  | <b>1 756</b> | <b>3 741</b>   | <b>1 625</b>     | <b>145</b>                   |
| 1.....   | 5 295                        | 4 761                        | 372             | 162                          | 12 161                        | 4 219                        | 1 227        | 1 406         | 1 254        | 2 764          | 1 202            | 89                           |
| 2 or more.....   | 15 870                       | 14 854                       | 752             | 264                          | 6 262                         | 3 101                        | 620          | 583           | 502          | 977            | 423              | 56                           |
| <b>House heating fuel</b> .....                          | <b>22 602</b>                | <b>20 873</b>                | <b>1 274</b>    | <b>455</b>                   | <b>25 698</b>                 | <b>9 658</b>                 | <b>2 326</b> | <b>2 850</b>  | <b>2 699</b> | <b>5 527</b>   | <b>2 453</b>     | <b>185</b>                   |
| Utility gas.....   | 21 260                       | 19 704                       | 1 165           | 391                          | 21 392                        | 8 522                        | 2 048        | 2 407         | 2 272        | 4 284          | 1 701            | 158                          |
| Bottled, tank, or LP gas.....                            | 184                          | 135                          | 19              | 30                           | 197                           | 64                           | 17           | 21            | 20           | 44             | 27               | 4                            |
| Electricity.....   | 1 058                        | 946                          | 78              | 34                           | 3 801                         | 1 037                        | 247          | 395           | 357          | 1 080          | 662              | 23                           |
| Fuel oil, kerosene, etc.....                             | 9                            | 9                            | -               | -                            | 151                           | 13                           | 7            | 10            | 20           | 48             | 53               | -                            |
| Other.....   | 91                           | 79                           | 12              | 4                            | 157                           | 22                           | 7            | 17            | 30           | 71             | 10               | -                            |
| <b>Water heating fuel</b> .....                          | <b>22 612</b>                | <b>20 883</b>                | <b>1 274</b>    | <b>455</b>                   | <b>25 704</b>                 | <b>9 680</b>                 | <b>2 319</b> | <b>2 857</b>  | <b>2 699</b> | <b>5 511</b>   | <b>2 453</b>     | <b>185</b>                   |
| Utility gas.....   | 21 162                       | 19 676                       | 1 138           | 348                          | 21 375                        | 8 531                        | 2 060        | 2 407         | 2 280        | 4 237          | 1 722            | 138                          |
| Bottled, tank, or LP gas.....                            | 318                          | 233                          | 43              | 42                           | 749                           | 236                          | 112          | 127           | 100          | 100            | 55               | 19                           |
| Electricity.....   | 1 115                        | 961                          | 93              | 61                           | 3 397                         | 891                          | 147          | 304           | 289          | 1 106          | 635              | 25                           |
| Fuel oil, kerosene, etc.....                             | 6                            | 6                            | -               | -                            | 83                            |                              |              |               |              |                |                  |                              |

**Table C—66. Owner- and Renter-Occupied Housing Units With a Spanish Origin Householder by Size of Household: 1980**

[Data are estimates based on a sample, see Introduction. For meaning of symbols, see Introduction. For definitions of terms, see appendixes A and B]

| Central Cities of SMSA's  | Total         | 1 person     | 2 persons    | 3 persons    | 4 persons    | 5 persons    | 6 persons    | 7 persons  | 8 or more persons | Median      | Total persons |
|---|---------------|--------------|--------------|--------------|--------------|--------------|--------------|------------|-------------------|-------------|---------------|
| <b>Owner-occupied housing units</b>                                   | <b>22 612</b> | <b>2 052</b> | <b>4 772</b> | <b>4 784</b> | <b>4 807</b> | <b>3 321</b> | <b>1 673</b> | <b>834</b> | <b>369</b>        | <b>3.44</b> | <b>79 020</b> |
| Nonrelatives present  | 972           | —            | 297          | 211          | 142          | 140          | 81           | 42         | 59                | 3.40        | 3 655         |
| <b>ROOMS</b>  |               |              |              |              |              |              |              |            |                   |             |               |
| 1 to 3 rooms  | 925           | 227          | 229          | 195          | 176          | 66           | 28           | —          | 4                 | 2.53        | 2 533         |
| 4 rooms   | 3 157         | 587          | 1 046        | 660          | 433          | 321          | 73           | 16         | 21                | 2.45        | 8 514         |
| 5 rooms   | 5 487         | 669          | 1 478        | 1 350        | 951          | 536          | 344          | 114        | 45                | 2.94        | 16 965        |
| 6 rooms   | 4 412         | 274          | 938          | 922          | 1 025        | 659          | 341          | 210        | 43                | 3.57        | 15 934        |
| 7 rooms   | 3 808         | 169          | 546          | 768          | 896          | 843          | 329          | 173        | 84                | 3.97        | 14 460        |
| 8 or more rooms   | 4 823         | 126          | 535          | 889          | 1 326        | 896          | 558          | 321        | 172               | 4.15        | 20 614        |
| Median  | 5.9           | 4.8          | 5.3          | 5.7          | 6.3          | 6.6          | 6.7          | 6.9        | 7.4               | ...         | ...           |
| <b>PLUMBING FACILITIES BY PERSONS PER ROOM</b>                        |               |              |              |              |              |              |              |            |                   |             |               |
| <b>Complete plumbing for exclusive use</b>                            | <b>22 553</b> | <b>2 042</b> | <b>4 766</b> | <b>4 784</b> | <b>4 782</b> | <b>3 317</b> | <b>1 665</b> | <b>834</b> | <b>363</b>        | <b>3.43</b> | <b>78 680</b> |
| 1.00 or less  | 20 921        | 2 042        | 4 766        | 4 737        | 4 610        | 2 930        | 1 228        | 494        | 114               | 3.27        | 69 031        |
| 1.01 to 1.50  | 1 375         | —            | —            | 37           | 109          | 321          | 409          | 324        | 175               | 6.04        | 8 103         |
| 1.51 or more  | 257           | —            | —            | 10           | 63           | 66           | 28           | 16         | 74                | 5.34        | 1 546         |
| <b>Lacking complete plumbing for exclusive use</b>                    | <b>59</b>     | <b>10</b>    | <b>6</b>     | <b>—</b>     | <b>25</b>    | <b>4</b>     | <b>8</b>     | <b>—</b>   | <b>6</b>          | <b>4.04</b> | <b>340</b>    |
| 1.00 or less  | 47            | 10           | 6            | —            | 21           | 4            | —            | —          | 6                 | 3.86        | 279           |
| 1.01 to 1.50  | 12            | —            | —            | —            | 4            | —            | —            | —          | 8                 | 5.75        | 61            |
| 1.51 or more  | —             | —            | —            | —            | —            | —            | —            | —          | —                 | —           | —             |
| <b>UNITS IN STRUCTURE</b>   |               |              |              |              |              |              |              |            |                   |             |               |
| 1, detached or attached   | 20 883        | 1 752        | 4 319        | 4 432        | 4 594        | 3 138        | 1 532        | 785        | 331               | 3.49        | 72 165        |
| 2 or more   | 1 274         | 224          | 362          | 238          | 155          | 118          | 111          | 36         | 30                | 2.71        | 5 036         |
| Mobile home or trailer, etc.  | 455           | 76           | 91           | 114          | 58           | 65           | 30           | 13         | 8                 | 3.03        | 1 819         |
| <b>VALUE</b>  |               |              |              |              |              |              |              |            |                   |             |               |
| <b>Specified owner-occupied housing units</b>                         | <b>19 918</b> | <b>1 677</b> | <b>4 154</b> | <b>4 192</b> | <b>4 348</b> | <b>3 037</b> | <b>1 470</b> | <b>720</b> | <b>320</b>        | <b>3.48</b> | <b>68 377</b> |
| Less than \$10,000  | 273           | 71           | 98           | 50           | 25           | 12           | 11           | 6          | —                 | 2.17        | 623           |
| \$10,000 to \$19,999  | 1 136         | 234          | 373          | 212          | 71           | 131          | 62           | 39         | 14                | 2.40        | 3 155         |
| \$20,000 to \$29,999  | 2 734         | 362          | 652          | 529          | 508          | 345          | 209          | 96         | 33                | 3.17        | 8 485         |
| \$30,000 to \$39,999  | 3 342         | 288          | 709          | 766          | 746          | 422          | 205          | 129        | 77                | 3.38        | 11 238        |
| \$40,000 to \$49,999  | 4 408         | 325          | 906          | 908          | 966          | 791          | 303          | 140        | 69                | 3.57        | 14 943        |
| \$50,000 to \$59,999  | 3 307         | 132          | 623          | 733          | 756          | 606          | 284          | 152        | 21                | 3.72        | 12 535        |
| \$60,000 to \$79,999  | 3 757         | 205          | 638          | 770          | 1 020        | 601          | 328          | 141        | 54                | 3.76        | 13 692        |
| \$80,000 to \$99,999  | 640           | 39           | 89           | 139          | 185          | 96           | 46           | 12         | 34                | 3.79        | 2 371         |
| \$100,000 to \$149,999  | 284           | 17           | 62           | 65           | 71           | 29           | 22           | —          | 18                | 3.47        | 1 139         |
| \$150,000 or more   | 37            | 4            | 4            | 20           | —            | 4            | —            | 5          | —                 | 3.02        | 196           |
| Median  | \$45 600      | \$35 700     | \$42 600     | \$46 100     | \$48 400     | \$48 100     | \$47 900     | \$47 400   | \$45 800          | ...         | ...           |
| <b>SELECTED CHARACTERISTICS</b>                                       |               |              |              |              |              |              |              |            |                   |             |               |
| <b>All income levels in 1979</b>                                      | <b>22 612</b> | <b>2 052</b> | <b>4 772</b> | <b>4 784</b> | <b>4 807</b> | <b>3 321</b> | <b>1 673</b> | <b>834</b> | <b>369</b>        | <b>3.44</b> | <b>79 020</b> |
| Median income   | \$18 575      | \$6 930      | \$15 391     | \$18 741     | \$20 872     | \$20 584     | \$21 616     | \$23 684   | \$27 406          | ...         | ...           |
| Median selected monthly owner costs as percentage of household income | 19.9          | 31.1         | 18.8         | 19.4         | 19.8         | 20.1         | 18.4         | 16.8       | 15.1              | ...         | ...           |
| With a mortgage   | 22.1          | 33.7         | 22.1         | 22.5         | 21.4         | 21.9         | 18.5         | 17.4       | ...               | ...         | ...           |
| Not mortgaged   | 11.6          | 28.5         | 12.7         | 10—          | 10—          | 10—          | 10—          | 10.4       | ...               | ...         | ...           |
| <b>Income in 1979 below poverty level</b>                             | <b>2 463</b>  | <b>568</b>   | <b>415</b>   | <b>411</b>   | <b>356</b>   | <b>318</b>   | <b>99</b>    | <b>63</b>  | <b>—</b>          | <b>3.10</b> | <b>...</b>    |
| Median income   | \$3 829       | \$2 829      | \$3 483      | \$3 699      | \$4 029      | \$5 568      | \$6 233      | \$7 781    | \$8 750           | ...         | ...           |
| Median selected monthly owner costs as percentage of household income | 50+           | 50+          | 50+          | 50+          | 50+          | 50+          | 50+          | 39.7       | 25.0              | ...         | ...           |
| With a mortgage   | 50+           | 50+          | 50+          | 50+          | 50+          | 50+          | 50+          | 39.7       | 47.7              | ...         | ...           |
| Not mortgaged   | 32.8          | 42.5         | 33.4         | 32.4         | 24.2         | 13.9         | 24.3         | 37.0       | 14.4              | ...         | ...           |
| <b>Renter-occupied housing units</b>                                  | <b>25 762</b> | <b>6 184</b> | <b>5 936</b> | <b>5 227</b> | <b>3 964</b> | <b>2 198</b> | <b>1 133</b> | <b>743</b> | <b>377</b>        | <b>2.65</b> | <b>74 500</b> |
| Nonrelatives present  | 3 083         | —            | 1 489        | 720          | 414          | 219          | 117          | 79         | 45                | 2.57        | 9 491         |
| <b>ROOMS</b>  |               |              |              |              |              |              |              |            |                   |             |               |
| 1 room  | 1 154         | 807          | 234          | 71           | 36           | 6            | —            | —          | —                 | 1.21        | 1 683         |
| 2 rooms   | 2 538         | 1 321        | 641          | 305          | 163          | 67           | 12           | 5          | 24                | 1.46        | 4 783         |
| 3 rooms   | 5 336         | 2 237        | 1 697        | 882          | 318          | 108          | 51           | 19         | 24                | 1.75        | 10 369        |
| 4 rooms   | 8 275         | 1 321        | 2 212        | 2 326        | 1 488        | 502          | 218          | 146        | 62                | 2.76        | 23 342        |
| 5 rooms   | 4 829         | 339          | 828          | 1 047        | 1 182        | 359          | 218          | 146        | 62                | 3.67        | 17 730        |
| 6 rooms   | 2 082         | 90           | 225          | 359          | 414          | 442          | 297          | 150        | 105               | 4.39        | 9 512         |
| 7 or more rooms   | 1 548         | 69           | 99           | 237          | 363          | 287          | 196          | 203        | 94                | 4.52        | 7 081         |
| Median  | 4.0           | 2.9          | 3.7          | 4.1          | 4.5          | 5.0          | 5.3          | 5.4        | 5.6               | ...         | ...           |
| <b>PLUMBING FACILITIES BY PERSONS PER ROOM</b>                        |               |              |              |              |              |              |              |            |                   |             |               |
| <b>Complete plumbing for exclusive use</b>                            | <b>25 059</b> | <b>5 862</b> | <b>5 760</b> | <b>5 099</b> | <b>3 940</b> | <b>2 179</b> | <b>1 111</b> | <b>731</b> | <b>377</b>        | <b>2.68</b> | <b>73 173</b> |
| 1.00 or less  | 21 829        | 5 862        | 5 587        | 4 723        | 3 431        | 1 515        | 493          | 203        | 15                | 2.40        | 55 630        |
| 1.01 to 1.50  | 2 174         | —            | —            | 305          | 310          | 483          | 555          | 358        | 163               | 5.48        | 11 772        |
| 1.51 or more  | 1 056         | —            | 173          | 71           | 199          | 181          | 63           | 170        | 199               | 4.97        | 5 771         |
| <b>Lacking complete plumbing for exclusive use</b>                    | <b>703</b>    | <b>322</b>   | <b>176</b>   | <b>128</b>   | <b>24</b>    | <b>19</b>    | <b>22</b>    | <b>12</b>  | <b>—</b>          | <b>1.67</b> | <b>1 327</b>  |
| 1.00 or less  | 581           | 322          | 115          | 128          | —            | —            | —            | —          | —                 | 1.40        | 922           |
| 1.01 to 1.50  | 61            | —            | —            | —            | 8            | 19           | 22           | 12         | —                 | 5.66        | 289           |
| 1.51 or more  | 61            | —            | 61           | —            | —            | —            | —            | —          | —                 | 2.00        | 116           |
| <b>UNITS IN STRUCTURE</b>   |               |              |              |              |              |              |              |            |                   |             |               |
| 1, detached or attached   | 9 697         | 1 348        | 1 669        | 2 233        | 1 955        | 1 191        | 735          | 396        | 170               | 3.32        | 33 790        |
| 2   | 2 326         | 376          | 596          | 562          | 421          | 185          | 93           | 53         | 40                | 2.84        | 7 124         |
| 3 and 4   | 2 857         | 641          | 688          | 664          | 408          | 178          | 114          | 90         | 74                | 2.65        | 8 196         |
| 5 to 9  | 2 699         | 732          | 583          | 559          | 370          | 269          | 66           | 73         | 47                | 2.56        | 7 244         |
| 10 to 49  | 5 545         | 1 981        | 1 691        | 879          | 550          | 284          | 64           | 72         | 24                | 1.97        | 11 998        |
| 50 or more  | 2 453         | 1 082        | 669          | 305          | 207          | 78           | 43           | 53         | 16                | 1.72        | 5 425         |
| Mobile home or trailer, etc.  | 185           | 24           | 40           | 25           | 53           | 13           | 18           | 6          | 6                 | 3.57        | 723           |
| <b>GROSS RENT</b>   |               |              |              |              |              |              |              |            |                   |             |               |
| <b>Specified renter-occupied housing units</b>                        | <b>25 143</b> | <b>6 101</b> | <b>5 849</b> | <b>5 095</b> | <b>3 784</b> | <b>2 150</b> | <b>1 088</b> | <b>706</b> | <b>370</b>        | <b>2.62</b> | <b>72 415</b> |
| Less than \$100   | 2 875         | 1 208        | 558          | 401          | 344          | 212          | 63           | 63         | 26                | 1.91        | 7 007         |
| \$100 to \$149  | 2 798         | 1 075        | 795          | 329          | 218          | 163          | 86           | 87         | 45                | 1.91        | 6 654         |
| \$150 to \$199  | 5 088         | 1 425        | 1 372        | 1 003        | 713          | 279          | 187          | 71         | 38                | 2.32        | 13 158        |
| \$200 to \$249  | 5 750         | 1 289        | 1 374        | 1 332        | 882          | 489          | 185          | 126        | 73                | 2.66        | 15 990        |
| \$250 to \$299  | 3 665         | 644          | 825          | 915          | 641          | 336          | 177          | 82         | 45                | 2.90        | 11 314        |
| \$300 to \$349  | 2 153         | 246          | 420          | 474          | 396          | 260          | 148          | 145        | 64                | 3.37        | 7 760         |
| \$350 to \$399  | 1 006         | 49           | 204          | 230          | 236          | 133          | 55           | 70         | 29                | 3.58        | 3 769         |
| \$400 to \$499  | 1 117         | 42           | 239          | 280          | 160          | 186          | 137          | 46         | 27                | 3.49        | 4 349         |
| \$500 or more   | 334           | 17           | 19           | 41           | 123          | 74           | 38           | 9          | 13                | 4.23        | 1 432         |
| No cash rent  | 357           | 106          | 43           | 90           | 71           | 18           | 12           | 7          | 10                | 2.83        | 982           |
| Median  | \$213         | \$174        | \$206        | \$224        | \$234        | \$242        | \$255        | \$254      | \$249             | ...         | ...           |
| <b>SELECTED CHARACTERISTICS</b>                                       |               |              |              |              |              |              |              |            |                   |             |               |
| <b>All income levels in 1979</b>                                      | <b>25 762</b> | <b>6 184</b> | <b>5 936</b> | <b>5 227</b> | <b>3 964</b> | <b>2 198</b> | <b>1 133</b> | <b>743</b> | <b>377</b>        | <b>2.65</b> | <b>74 500</b> |
| Median income   | \$8 647       | \$5 474      | \$8 215      | \$8 857      | \$10 248     | \$10 962     | \$12 893     | \$12 402   | \$13 750          | ...         | ...           |
| Median gross rent as percentage of household income                   | 27.7          | 29.0         | 28.1         | 28.7         | 25.9         | 27.2         | 21.5         | 21.5       | 23.3              | ...         | ...           |
| <b>Income in 1979 below poverty level</b>                             | <b>9 274</b>  | <b>2 300</b> | <b>1 929</b> | <b>1 813</b> | <b>1 397</b> | <b>916</b>   | <b>376</b>   | <b>369</b> | <b>174</b>        | <b>2.73</b> | <b>...</b>    |
| Median income   | \$3 385       | \$2 685      | \$2 914      | \$3 400      | \$3 818      | \$5 197      | \$5 561      | \$6 333    | \$6 118           | ...         | ...           |
| Median gross rent as percentage of household income                   | 50+           | 50+          | 50+          | 50+          | 50+          | 50+          | 42.0         | 50+        | 34.9              | ...         | ...           |

Table C-67. Household Composition and Age of Householder for Owner- and Renter-Occupied Housing Units With a Spanish Origin Householder:

1980

(Data are estimates based on a sample, see Introduction. For meaning of symbols, see Introduction. For definitions of terms, see appendixes A and B.)

| Central Cities of SMSA's  | Married-couple families |        |                |        |                | Male householder, no wife present |                |        |                   |        | Female householder, no husband present |        |                |        |                | Median age |                |       |                   |       |        |
|---|-------------------------|--------|----------------|--------|----------------|-----------------------------------|----------------|--------|-------------------|--------|--|--------|----------------|--------|----------------|------------|----------------|-------|-------------------|-------|--------|
|   | 15 to 24 years          |        | 25 to 34 years |        | 35 to 44 years |                                   | 45 to 64 years |        | 65 years and over |        | 15 to 24 years                         |        | 25 to 34 years |        | 35 to 44 years |            | 45 to 64 years |       | 65 years and over |       |        |
|   | Total                   | Median | Total          | Median | Total          | Median                            | Total          | Median | Total             | Median | Total                                  | Median | Total          | Median | Total          |            | Median         | Total | Median            | Total | Median |
| <b>Owner-occupied housing units</b>   | 22 612                  |        | 164            | 632    | 406            | 450                               | 330            | 134    | 610               | 576    | 1 474                                  | 732    | 44.5           |        |                |            |                |       |                   |       |        |
| <b>PERSONS IN UNIT</b>  |                         |        |                |        |                |                                   |                |        |                   |        |  |        |                |        |                |            |                |       |                   |       |        |
| 1 person  | 2 052                   |        | 112            | 304    | 153            | 180                               | 208            | 49     | 96                | 67     | 440                                    | 443    | 54.1           |        |                |            |                |       |                   |       |        |
| 2 persons   | 4 772                   |        | 22             | 148    | 85             | 118                               | 59             | 45     | 152               | 68     | 422                                    | 191    | 55.6           |        |                |            |                |       |                   |       |        |
| 3 persons   | 4 784                   |        | 17             | 99     | 68             | 80                                | 34             | 12     | 193               | 74     | 309                                    | 171    | 38.0           |        |                |            |                |       |                   |       |        |
| 4 persons   | 4 807                   |        | 13             | 59     | 57             | 25                                | 14             | 16     | 65                | 106    | 152                                    | 17     | 38.9           |        |                |            |                |       |                   |       |        |
| 5 persons   | 3 321                   |        | 22             | 108    | 85             | 27                                | 20             | 33     | 76                | 104    | 33                                     | 12     | 44.2           |        |                |            |                |       |                   |       |        |
| 6 or more persons   | 2 876                   |        | 28             | 389    | 94             | 118                               | 12             | 12     | 28                | 79     | 118                                    | 15     | 44.2           |        |                |            |                |       |                   |       |        |
| Median  | 3.44                    |        | 2.96           | 3.96   | 4.59           | 3.53                              | 2.26           | 1.90   | 2.80              | 3.51   | 2.20                                   | 1.35   | ...            |        |                |            |                |       |                   |       |        |
| Total persons   | 79 020                  |        | 1 747          | 18 265 | 17 504         | 24 256                            | 4 254          | 275    | 1 788             | 2 056  | 3 580                                  | 1 227  | ...            |        |                |            |                |       |                   |       |        |
| <b>PLUMBING FACILITIES BY PERSONS PER ROOM</b>  |                         |        |                |        |                |                                   |                |        |                   |        |  |        |                |        |                |            |                |       |                   |       |        |
| Complete plumbing for exclusive use   | 22 553                  |        | 573            | 4 656  | 3 765          | 6 348                             | 1 697          | 164    | 627               | 402    | 450                                    | 330    | 44.5           |        |                |            |                |       |                   |       |        |
| 1.01 or more persons per room   | 1 632                   |        | 12             | 362    | 518            | 512                               | 23             | 3      | 11                | 26     | 24                                     | 3      | 41.0           |        |                |            |                |       |                   |       |        |
| Lacking complete plumbing for exclusive use   | 59                      |        | —              | 8      | —              | 31                                | 6              | —      | 5                 | 5      | —                                      | 5      | 51.4           |        |                |            |                |       |                   |       |        |
| 1.01 or more persons per room   | 12                      |        | —              | —      | —              | 8                                 | —              | —      | —                 | 4      | —                                      | —      | 51.3           |        |                |            |                |       |                   |       |        |
| <b>MORTGAGE STATUS AND SELECTED MONTHLY OWNER COSTS AS PERCENTAGE OF HOUSEHOLD INCOME IN 1979</b> |                         |        |                |        |                |                                   |                |        |                   |        |  |        |                |        |                |            |                |       |                   |       |        |
| <b>Specified owner-occupied housing units</b>   |                         |        |                |        |                |                                   |                |        |                   |        |  |        |                |        |                |            |                |       |                   |       |        |
| With a mortgage   | 19 918                  |        | 489            | 4 261  | 3 448          | 5 629                             | 1 492          | 90     | 487               | 341    | 342                                    | 278    | 44.4           |        |                |            |                |       |                   |       |        |
| Less than 15 percent  | 15 362                  |        | 463            | 4 032  | 3 153          | 4 093                             | 4 999          | 63     | 417               | 322    | 277                                    | 90     | 40.2           |        |                |            |                |       |                   |       |        |
| 15 to 19 percent  | 3 715                   |        | 25             | 509    | 881            | 770                               | 70             | 12     | 72                | 69     | 55                                     | 27     | 46.7           |        |                |            |                |       |                   |       |        |
| 20 to 24 percent  | 2 936                   |        | 99             | 782    | 778            | 889                               | 89             | 4      | 100               | 58     | 73                                     | 19     | 35.9           |        |                |            |                |       |                   |       |        |
| 25 to 29 percent  | 2 352                   |        | 116            | 889    | 470            | 417                               | 112            | 7      | 61                | 45     | 36                                     | 14     | 35.7           |        |                |            |                |       |                   |       |        |
| 30 to 34 percent  | 1 902                   |        | 95             | 667    | 360            | 334                               | 43             | 10     | 75                | 47     | 29                                     | 18     | 37.0           |        |                |            |                |       |                   |       |        |
| 35 percent or more  | 1 150                   |        | 24             | 416    | 219            | 253                               | 31             | 30     | 13                | 19     | 5                                      | 23     | 39.8           |        |                |            |                |       |                   |       |        |
| Not computed  | 3 208                   |        | 104            | 755    | 439            | 522                               | 154            | 30     | 96                | 64     | 65                                     | 49     | 46.6           |        |                |            |                |       |                   |       |        |
| Median  | 99                      |        | —              | 14     | 6              | 24                                | —              | —      | —                 | —      | 14                                     | —      | ...            |        |                |            |                |       |                   |       |        |
| <b>Net mortgaged</b>  | 22.1                    |        | 24.6           | 24.0   | 19.5           | 16.8                              | 24.0           | 34.2   | 23.0              | 22.6   | 20.5                                   | 35.8   | ...            |        |                |            |                |       |                   |       |        |
| Less than 10 percent  | 4 556                   |        | 26             | 229    | 295            | 1 536                             | 993            | 27     | 70                | 19     | 65                                     | 188    | 59.6           |        |                |            |                |       |                   |       |        |
| 10 to 14 percent  | 1 937                   |        | 14             | 112    | 202            | 1 036                             | 266            | 9      | 34                | 12     | 26                                     | 41     | 55.7           |        |                |            |                |       |                   |       |        |
| 15 to 19 percent  | 918                     |        | 7              | 80     | 47             | 241                               | 132            | 6      | 15                | 7      | 4                                      | 49     | 61.3           |        |                |            |                |       |                   |       |        |
| 20 to 24 percent  | 435                     |        | —              | 16     | 19             | 86                                | 57             | —      | —                 | —      | —                                      | —      | 68.8           |        |                |            |                |       |                   |       |        |
| 25 to 29 percent  | 329                     |        | —              | 8      | 16             | 57                                | 128            | —      | —                 | —      | —                                      | —      | 65.5           |        |                |            |                |       |                   |       |        |
| 30 to 34 percent  | 270                     |        | —              | 5      | —              | 53                                | 86             | —      | —                 | —      | —                                      | —      | 66.2           |        |                |            |                |       |                   |       |        |
| 35 percent or more  | 197                     |        | —              | 8      | —              | 16                                | 40             | —      | —                 | —      | —                                      | —      | ...            |        |                |            |                |       |                   |       |        |
| Not computed  | 406                     |        | 5              | —      | 11             | 27                                | 61             | —      | —                 | —      | —                                      | —      | ...            |        |                |            |                |       |                   |       |        |
| Median  | 44                      |        | 10             | 10.2   | 10             | 10                                | 14.3           | 13.8   | 10.3              | 14.0   | 11.4                                   | 16.0   | ...            |        |                |            |                |       |                   |       |        |
| <b>Renter-occupied housing units</b>  | 25 762                  |        | 2 672          | 4 207  | 1 743          | 1 221                             | 576            | 1 594  | 1 805             | 830    | 1 042                                  | 447    | 31.4           |        |                |            |                |       |                   |       |        |
| <b>PERSONS IN UNIT</b>  |                         |        |                |        |                |                                   |                |        |                   |        |  |        |                |        |                |            |                |       |                   |       |        |
| 1 person  | 6 184                   |        | —              | 547    | 160            | 264                               | —              | 752    | 1 043             | 476    | 731                                    | 368    | 38.4           |        |                |            |                |       |                   |       |        |
| 2 persons   | 5 936                   |        | 1 121          | 1 022  | 227            | 287                               | 376            | 546    | 418               | 172    | 159                                    | 39     | 27.7           |        |                |            |                |       |                   |       |        |
| 3 persons   | 5 227                   |        | 527            | 3 904  | 386            | 248                               | 104            | 189    | 187               | 67     | 88                                     | 20     | 27.7           |        |                |            |                |       |                   |       |        |
| 4 persons   | 3 964                   |        | 167            | 744    | 387            | 143                               | 35             | 58     | 100               | 66     | 47                                     | 20     | 28.3           |        |                |            |                |       |                   |       |        |
| 5 persons   | 2 198                   |        | 83             | 504    | 279            | 279                               | 44             | 24     | 26                | 5      | 13                                     | —      | 30.1           |        |                |            |                |       |                   |       |        |
| 6 or more persons   | 2 253                   |        | 300            | 388    | 475            | 374                               | 227            | 15     | 31                | 44     | 4                                      | —      | 30.4           |        |                |            |                |       |                   |       |        |
| Median  | 2.65                    |        | 3.00           | 3.88   | 4.75           | 3.74                              | 2.27           | 1.58   | 1.37              | 1.21   | 1.11                                   | —      | 37.1           |        |                |            |                |       |                   |       |        |
| Total persons   | 74 500                  |        | 7 929          | 16 743 | 8 278          | 5 422                             | 1 475          | 2 686  | 3 207             | 1 493  | 1 542                                  | 564    | ...            |        |                |            |                |       |                   |       |        |
| <b>PLUMBING FACILITIES BY PERSONS PER ROOM</b>  |                         |        |                |        |                |                                   |                |        |                   |        |  |        |                |        |                |            |                |       |                   |       |        |
| Complete plumbing for exclusive use   | 25 059                  |        | 2 607          | 4 179  | 1 691          | 1 204                             | 555            | 1 540  | 1 717             | 786    | 944                                    | 403    | 31.4           |        |                |            |                |       |                   |       |        |
| 1.01 or more persons per room   | 3 230                   |        | 454            | 813    | 560            | 274                               | 43             | 93     | 74                | 34     | 52                                     | 44     | 33.1           |        |                |            |                |       |                   |       |        |
| Lacking complete plumbing for exclusive use   | 703                     |        | 65             | 28     | 52             | 17                                | 21             | 54     | 88                | 44     | 98                                     | 19     | 33.2           |        |                |            |                |       |                   |       |        |
| 1.01 or more persons per room   | 122                     |        | 14             | 8      | 25             | 8                                 | 7              | 9      | —                 | —      | 19                                     | —      | 37.6           |        |                |            |                |       |                   |       |        |
| <b>GROSS RENT AS PERCENTAGE OF HOUSEHOLD INCOME IN 1979</b>                                       |                         |        |                |        |                |                                   |                |        |                   |        |  |        |                |        |                |            |                |       |                   |       |        |
| <b>Specified renter-occupied housing units</b>  |                         |        |                |        |                |                                   |                |        |                   |        |  |        |                |        |                |            |                |       |                   |       |        |
| Less than 15 percent  | 25 143                  |        | 2 578          | 4 137  | 1 708          | 1 170                             | 556            | 1 582  | 1 785             | 815    | 1 039                                  | 434    | 31.4           |        |                |            |                |       |                   |       |        |
| 15 to 19 percent  | 3 633                   |        | 371            | 789    | 308            | 262                               | 114            | 93     | 318               | 220    | 228                                    | 32     | 34.2           |        |                |            |                |       |                   |       |        |
| 20 to 24 percent  | 3 316                   |        | 383            | 728    | 359            | 110                               | 63             | 311    | 346               | 143    | 199                                    | 75     | 34.2           |        |                |            |                |       |                   |       |        |
| 25 to 29 percent  | 3 316                   |        | 329            | 676    | 277            | 119                               | 72             | 226    | 212               | 131    | 105                                    | 46     | 31.6           |        |                |            |                |       |                   |       |        |
| 30 to 34 percent  | 1 993                   |        | 250            | 496    | 179            | 135                               | 72             | 119    | 212               | 53     | 100                                    | 26     | 31.0           |        |                |            |                |       |                   |       |        |
| 35 to 49 percent  | 3 108                   |        | 377            | 424    | 160            | 137                               | 113            | 202    | 234               | 116    | 79                                     | 14     | 31.2           |        |                |            |                |       |                   |       |        |
| 50 percent or more  | 5 798                   |        | 515            | 583    | 227            | 137                               | 74             | 430    | 277               | 69     | 63                                     | 110    | 31.8           |        |                |            |                |       |                   |       |        |
| Not computed  | 913                     |        | 41             | 65     | 64             | 94                                | 6              | 90     | 42                | 30     | 42                                     | 4      | 29.7           |        |                |            |                |       |                   |       |        |
| Median  | 27.7                    |        | 28.0           | 23.8   | 22.8           | 26.7                              | 26.8           | 29.9   | 24.9              | 21.1   | 23.4                                   | 28.2   | ...            |        |                |            |                |       |                   |       |        |

**Table C—68. Age and Sex of Householder in One-Person Households for Owner- and Renter-Occupied Housing Units With a Spanish Origin Householder: 1980**

[Data are estimates based on a sample, see Introduction. For meaning of symbols, see Introduction. For definitions of terms, see appendixes A and B]

| Central Cities of SMSA's  | Male householder |                |                |                |                |                   | Female householder |                |                |                |                |                   |            |
|---|------------------|----------------|----------------|----------------|----------------|-------------------|--------------------|----------------|----------------|----------------|----------------|-------------------|------------|
|   | Total            | 15 to 24 years | 25 to 34 years | 35 to 44 years | 45 to 64 years | 65 years and over | Total              | 15 to 24 years | 25 to 34 years | 35 to 44 years | 45 to 64 years | 65 years and over |            |
| <b>Owner-occupied housing units</b> -----   | <b>2 052</b>     | <b>957</b>     | <b>112</b>     | <b>304</b>     | <b>153</b>     | <b>180</b>        | <b>208</b>         | <b>1 095</b>   | <b>49</b>      | <b>96</b>      | <b>67</b>      | <b>440</b>        | <b>443</b> |
| <b>PLUMBING FACILITIES</b>  |                  |                |                |                |                |                   |                    |                |                |                |                |                   |            |
| Complete plumbing for exclusive use -----   | 2 042            | 952            | 112            | 299            | 153            | 180               | 208                | 1 090          | 49             | 96             | 62             | 440               | 443        |
| Lacking complete plumbing for exclusive use -----                                   | 10               | 5              | -              | 5              | -              | -                 | -                  | 5              | -              | -              | 5              | -                 | -          |
| <b>UNITS IN STRUCTURE</b>   |                  |                |                |                |                |                   |                    |                |                |                |                |                   |            |
| 1, detached or attached -----   | 1 752            | 785            | 70             | 247            | 121            | 154               | 193                | 967            | 32             | 75             | 56             | 404               | 400        |
| 2 or more -----   | 224              | 133            | 37             | 35             | 27             | 19                | 15                 | 91             | 17             | 10             | 11             | 19                | 34         |
| Mobile home or trailer, etc. -----  | 76               | 39             | 5              | 22             | 5              | 7                 | -                  | 37             | -              | 11             | -              | 17                | 9          |
| <b>HOUSEHOLD INCOME IN 1979</b>   |                  |                |                |                |                |                   |                    |                |                |                |                |                   |            |
| Less than \$5,000 -----   | 867              | 214            | 15             | 39             | 33             | 31                | 96                 | 653            | 13             | 21             | 22             | 248               | 349        |
| \$5,000 to \$9,999 -----  | 388              | 171            | 24             | 34             | 9              | 15                | 89                 | 217            | 8              | 5              | 16             | 111               | 77         |
| \$10,000 to \$12,499 -----  | 160              | 97             | 27             | 36             | 9              | 12                | 13                 | 63             | 12             | 9              | 19             | 17                | 6          |
| \$12,500 to \$14,999 -----  | 138              | 65             | 5              | 36             | 4              | 20                | -                  | 73             | 9              | 8              | 4              | 46                | 6          |
| \$15,000 to \$19,999 -----  | 242              | 183            | 20             | 52             | 53             | 58                | -                  | 59             | 7              | 28             | 6              | 18                | -          |
| \$20,000 to \$24,999 -----  | 139              | 127            | 12             | 79             | 21             | 15                | -                  | 12             | -              | 12             | -              | -                 | -          |
| \$25,000 to \$34,999 -----  | 82               | 64             | 9              | 17             | 20             | 18                | -                  | 18             | -              | 13             | -              | -                 | 5          |
| \$35,000 to \$49,999 -----  | 32               | 32             | -              | 7              | 4              | 11                | 10                 | -              | -              | -              | -              | -                 | -          |
| \$50,000 or more -----  | 4                | 4              | -              | 4              | -              | -                 | -                  | -              | -              | -              | -              | -                 | -          |
| Median -----  | \$6 930          | \$12 410       | \$11 574       | \$15 625       | \$16 344       | \$16 034          | \$5 465            | \$4 438        | \$10 729       | \$17 604       | \$8 875        | \$4 539           | \$3 912    |
| Mean -----  | \$9 834          | \$13 754       | \$12 501       | \$16 090       | \$15 923       | \$15 671          | \$7 758            | \$6 408        | \$8 642        | \$14 713       | \$8 251        | \$5 998           | \$4 489    |
| <b>MORTGAGE STATUS AND SELECTED MONTHLY OWNER COSTS</b>                             |                  |                |                |                |                |                   |                    |                |                |                |                |                   |            |
| <b>Specified owner-occupied housing units</b> -----                                 | <b>1 677</b>     | <b>741</b>     | <b>61</b>      | <b>229</b>     | <b>119</b>     | <b>142</b>        | <b>190</b>         | <b>936</b>     | <b>25</b>      | <b>66</b>      | <b>51</b>      | <b>394</b>        | <b>400</b> |
| <b>With a mortgage</b> -----  | <b>938</b>       | <b>516</b>     | <b>43</b>      | <b>203</b>     | <b>108</b>     | <b>119</b>        | <b>43</b>          | <b>422</b>     | <b>25</b>      | <b>66</b>      | <b>35</b>      | <b>163</b>        | <b>133</b> |
| Less than \$200 -----   | 179              | 57             | -              | 6              | 24             | 8                 | 19                 | 122            | 8              | -              | -              | 76                | 38         |
| \$200 to \$249 -----  | 162              | 74             | -              | 17             | 19             | 38                | -                  | 88             | -              | 8              | 16             | 28                | 36         |
| \$250 to \$299 -----  | 98               | 65             | -              | 30             | 15             | 14                | 6                  | 33             | -              | 11             | -              | 8                 | 14         |
| \$300 to \$349 -----  | 136              | 82             | 11             | 30             | 17             | 24                | -                  | 54             | -              | -              | 13             | 18                | 23         |
| \$350 to \$399 -----  | 154              | 98             | 7              | 39             | 27             | 15                | 10                 | 56             | 9              | 14             | -              | 27                | 6          |
| \$400 to \$499 -----  | 88               | 68             | 20             | 25             | 6              | 9                 | 8                  | 20             | 8              | 12             | -              | -                 | -          |
| \$500 to \$599 -----  | 59               | 31             | 5              | 15             | -              | 11                | -                  | 28             | -              | 6              | 6              | -                 | 16         |
| \$600 to \$749 -----  | 36               | 30             | -              | 30             | -              | -                 | -                  | 6              | -              | -              | -              | 6                 | -          |
| \$750 or more -----   | 26               | 11             | -              | 11             | -              | -                 | -                  | 15             | -              | 15             | -              | -                 | -          |
| Median -----  | \$311            | \$338          | \$409          | \$374          | \$287          | \$298             | \$271              | \$252          | \$375          | \$400          | \$306          | \$210             | \$240      |
| <b>Not mortgaged</b> -----  | <b>739</b>       | <b>225</b>     | <b>18</b>      | <b>26</b>      | <b>11</b>      | <b>23</b>         | <b>147</b>         | <b>514</b>     | <b>-</b>       | <b>-</b>       | <b>16</b>      | <b>231</b>        | <b>267</b> |
| Less than \$50 -----  | 7                | -              | -              | -              | -              | -                 | -                  | 7              | -              | -              | -              | -                 | 7          |
| \$50 to \$74 -----  | 137              | 64             | 12             | 8              | 4              | 6                 | 34                 | 73             | -              | -              | -              | 24                | 49         |
| \$75 to \$99 -----  | 219              | 78             | -              | 5              | 7              | -                 | 66                 | 141            | -              | -              | 6              | 71                | 64         |
| \$100 to \$124 -----  | 181              | 52             | 6              | -              | -              | 11                | 35                 | 129            | -              | -              | 6              | 87                | 36         |
| \$125 to \$149 -----  | 106              | -              | -              | -              | -              | -                 | -                  | 106            | -              | -              | 4              | 27                | 75         |
| \$150 to \$199 -----  | 60               | 12             | -              | -              | -              | -                 | 12                 | 48             | -              | -              | -              | 22                | 26         |
| \$200 to \$249 -----  | 23               | 19             | -              | 13             | -              | 6                 | -                  | 4              | -              | -              | -              | 4                 | 4          |
| \$250 or more -----   | 6                | -              | -              | -              | -              | -                 | -                  | 6              | -              | -              | -              | -                 | 6          |
| Median -----  | \$101            | \$91           | \$69           | \$150          | \$80           | \$113             | \$90               | \$107          | -              | -              | \$108          | \$106             | \$109      |
| <b>SELECTED CHARACTERISTICS</b>   |                  |                |                |                |                |                   |                    |                |                |                |                |                   |            |
| Median selected monthly owner costs as percentage of household income in 1979 ----- | 31.1             | 26.1           | 32.7           | 27.0           | 26.9           | 19.5              | 26.9               | 35.2           | 50+            | 26.9           | 33.6           | 34.8              | 37.1       |
| With a mortgage -----   | 33.7             | 27.7           | 37.0           | 27.9           | 26.6           | 19.5              | 42.5               | 47.9           | 50+            | 26.9           | 36.2           | 45.9              | 50+        |
| Not mortgaged -----   | 28.5             | 17.8           | 16.3           | 15.0           | 50+            | 10-               | 19.4               | 32.5           | -              | -              | 19.0           | 32.6              | 33.0       |
| Income in 1979 below poverty level -----  | 568              | 108            | 3              | 20             | 27             | 19                | 39                 | 460            | 13             | 21             | 16             | 197               | 213        |
| Percent below poverty level -----   | 27.7             | 11.3           | 2.7            | 6.6            | 17.6           | 10.6              | 18.8               | 42.0           | 26.5           | 21.9           | 23.9           | 44.8              | 48.1       |
| <b>Renter-occupied housing units</b> -----  | <b>6 184</b>     | <b>3 370</b>   | <b>752</b>     | <b>1 043</b>   | <b>476</b>     | <b>731</b>        | <b>368</b>         | <b>2 814</b>   | <b>490</b>     | <b>560</b>     | <b>223</b>     | <b>706</b>        | <b>835</b> |
| <b>PLUMBING FACILITIES</b>  |                  |                |                |                |                |                   |                    |                |                |                |                |                   |            |
| Complete plumbing for exclusive use -----   | 5 862            | 3 127          | 739            | 955            | 443            | 657               | 333                | 2 735          | 450            | 550            | 223            | 694               | 818        |
| Lacking complete plumbing for exclusive use -----                                   | 322              | 243            | 13             | 88             | 33             | 74                | 35                 | 79             | 40             | 10             | -              | 12                | 17         |
| <b>UNITS IN STRUCTURE</b>   |                  |                |                |                |                |                   |                    |                |                |                |                |                   |            |
| 1, detached or attached -----   | 1 348            | 678            | 156            | 207            | 105            | 136               | 74                 | 670            | 77             | 86             | 92             | 166               | 249        |
| 2 -----   | 376              | 191            | 91             | 24             | 27             | 44                | 5                  | 185            | 64             | 40             | -              | 30                | 51         |
| 3 and 4 -----   | 641              | 381            | 38             | 149            | 22             | 139               | 33                 | 260            | 33             | 72             | 30             | 88                | 37         |
| 5 to 9 -----  | 732              | 380            | 114            | 123            | 29             | 84                | 30                 | 352            | 58             | 69             | 23             | 91                | 111        |
| 10 to 49 -----  | 1 981            | 1 235          | 238            | 381            | 205            | 268               | 143                | 746            | 209            | 219            | 40             | 160               | 118        |
| 50 or more -----  | 1 082            | 489            | 106            | 152            | 88             | 60                | 83                 | 593            | 49             | 66             | 38             | 171               | 269        |
| Mobile home or trailer, etc. -----  | 24               | 16             | 9              | 7              | -              | -                 | -                  | 8              | -              | 8              | -              | -                 | -          |
| <b>HOUSEHOLD INCOME IN 1979</b>   |                  |                |                |                |                |                   |                    |                |                |                |                |                   |            |
| Less than \$5,000 -----   | 2 935            | 1 264          | 293            | 256            | 112            | 319               | 284                | 1 671          | 291            | 114            | 73             | 417               | 776        |
| \$5,000 to \$9,999 -----  | 1 459            | 917            | 248            | 304            | 128            | 168               | 69                 | 542            | 106            | 172            | 61             | 155               | 48         |
| \$10,000 to \$12,499 -----  | 566              | 369            | 85             | 177            | 28             | 79                | -                  | 197            | 47             | 65             | 32             | 47                | 6          |
| \$12,500 to \$14,999 -----  | 437              | 238            | 30             | 120            | 13             | 75                | -                  | 199            | 21             | 94             | 26             | 58                | -          |
| \$15,000 to \$19,999 -----  | 498              | 338            | 86             | 109            | 79             | 49                | 15                 | 160            | 19             | 95             | 21             | 20                | 5          |
| \$20,000 to \$24,999 -----  | 183              | 153            | 10             | 52             | 72             | 19                | -                  | 30             | 6              | 15             | -              | 9                 | -          |
| \$25,000 to \$34,999 -----  | 78               | 67             | -              | 25             | 36             | 6                 | -                  | 11             | -              | 5              | 6              | -                 | -          |
| \$35,000 to \$49,999 -----  | 28               | 24             | -              | 8              | 8              | 16                | -                  | 4              | -              | -              | 4              | -                 | -          |
| \$50,000 or more -----  | -                | -              | -              | -              | -              | -                 | -                  | -              | -              | -              | -              | -                 | -          |
| Median -----  | \$5 474          | \$7 170        | \$6 687        | \$9 371        | \$9 924        | \$6 047           | \$4 000            | \$4 404        | \$4 238        | \$9 810        | \$6 750        | \$4 363           | \$3 538    |
| Mean -----  | \$7 441          | \$8 606        | \$7 186        | \$9 845        | \$12 130       | \$8 080           | \$4 483            | \$6 046        | \$5 445        | \$10 083       | \$8 663        | \$5 668           | \$3 311    |
| <b>GROSS RENT</b>   |                  |                |                |                |                |                   |                    |                |                |                |                |                   |            |
| <b>Specified renter-occupied housing units</b> -----                                | <b>6 101</b>     | <b>3 327</b>   | <b>752</b>     | <b>1 031</b>   | <b>461</b>     | <b>728</b>        | <b>355</b>         | <b>2 774</b>   | <b>483</b>     | <b>548</b>     | <b>223</b>     | <b>706</b>        | <b>814</b> |
| Less than \$100 -----   | 1 208            | 529            | 13             | 86             | 63             | 208               | 159                | 679            | 20             | 17             | 15             | 211               | 416        |
| \$100 to \$149 -----  | 1 075            | 709            | 158            | 178            | 64             | 181               | 128                | 366            | 34             | 41             | 31             | 112               | 148        |
| \$150 to \$199 -----  | 1 425            | 790            | 203            | 267            | 92             | 196               | 32                 | 635            | 127            | 151            | 70             | 163               | 124        |
| \$200 to \$249 -----  | 1 289            | 669            | 214            | 235            | 127            | 75                | 18                 | 620            | 197            | 179            | 45             | 134               | 65         |
| \$250 to \$299 -----  | 644              | 360            | 111            | 153            | 56             | 26                | 14                 | 284            | 70             | 73             | 48             | 60                | 33         |
| \$300 to \$349 -----  | 246              | 139            | 16             | 70             | 38             | 15                | -                  | 107            | 11             | 66             | 14             | 4                 | 12         |
| \$350 to \$399 -----  | 49               | 31             | 12             | 19             | -              | -                 | -                  | 18             | -              | 5              | -              | 13                | -          |
| \$400 to \$499 -----  | 42               | 24             | 4              | 12             | 8              | -                 | -                  | 18             | 8              | 5              | -              | 5                 | -          |
| \$500 or more -----   | 17               | 8              | -              | 8              | -              | -                 | -                  | 9              | 9              | -              | -              | -                 | -          |
| No cash rent -----  | 106              | 68             | 21             | 3              | 13             | 27                | 4                  | 38             | 7              | 11             | -              | 4                 | 16         |
| Median -----  | \$174            | \$174          | \$198          | \$197          | \$202          | \$132             | \$105              | \$174          | \$211          | \$210          | \$196          | \$158             | \$95       |
| <b>SELECTED CHARACTERISTICS</b>   |                  |                |                |                |                |                   |                    |                |                |                |                |                   |            |
| Median gross rent as percentage of household income in 1979 -----                   | 29.0             | 26.4           | 32.6           | 25.5           | 21.2           | 26.1              | 30.9               | 32.0           | 50+            | 24.8           | 29.1           | 31.8              | 34.3       |
| Income in 1979 below poverty level -----  | 2 300            | 988            | 261            | 164            | 89             | 267               | 207                | 1 312          | 238            | 89             | 67             | 381               | 537        |
| Percent below poverty level -----   | 37.2             | 29.3           | 34.7           | 15.7           | 18.7           | 36.5              | 56.3               | 46.6           | 48.6           | 15.9           | 30.0           | 54.0              | 64.3       |



## Appendix A.—Area Classifications

|  |     |
|--|-----|
| REGIONS . . . . .                                    | A-1 |
| STATES . . . . .                                     | A-1 |
| PLACES . . . . .                                     | A-1 |
| Incorporated Places . . . . .                        | A-1 |
| Census Designated Places . . . . .                   | A-1 |
| STANDARD METROPOLITAN<br>STATISTICAL AREAS . . . . . | A-1 |
| Definition . . . . .                                 | A-1 |
| SMSA Titles . . . . .                                | A-1 |
| New SMSA Standards . . . . .                         | A-2 |
| BOUNDARY CHANGES . . . . .                           | A-2 |
| AREA MEASUREMENT . . . . .                           | A-2 |

### REGIONS

Regions are large groups of States that form the first-order subdivisions of the United States for census purposes. The four regions are the Northeast, North Central, South, and West.

### STATES

The 50 States and the District of Columbia are the constituent units of the United States.

### PLACES

Two types of places are recognized in the census reports—incorporated places and census designated places—as defined below. Places with a 1980 population below 50,000 are not shown in this report unless they are central cities of standard metropolitan statistical areas.

#### Incorporated Places

Incorporated places recognized in the reports of the census are those which are incorporated under the laws of their respective States as cities, boroughs, towns, and villages, with the following exceptions: boroughs in Alaska and New York, and towns in the six

New England States, New York, and Wisconsin.

#### Census Designated Places

As in the 1950, 1960, and 1970 censuses, the Census Bureau has delineated boundaries for closely settled population centers without corporate limits. In 1980, the name of each such place is followed by "(CDP)," meaning "census designated place." In the 1970 and earlier censuses, these places were identified by "(U)," meaning "unincorporated place."

Census designated place boundaries change with changes in the settlement pattern; a place which has the same name as in previous censuses does not necessarily have the same boundaries. Boundary outlines for CDP's appear on the county subdivision maps in the HC80-1-A, *General Housing Characteristics*, reports for States. Detailed maps are available for purchase from the Census Bureau.

Eleven states, (Connecticut, Maine, Massachusetts, Michigan, New Hampshire, New York, New Jersey, Pennsylvania, Rhode Island, Vermont, and Wisconsin), contain towns or townships which are coextensive with census designated places (CDP's). Data for these areas are not shown in the tables.

#### STANDARD METROPOLITAN STATISTICAL AREAS

##### Definition

The general concept of a metropolitan area is one of a large population nucleus, together with adjacent communities which have a high degree of economic and social integration with that nucleus. The standard metropolitan statistical area (SMSA) classification is a statistical standard, developed for use by Federal agencies in the production, analysis, and publication of data on metropolitan areas. The SMSA's are designated and defined

by the Office of Management and Budget, following a set of official published standards developed by the interagency Federal Committee on Standard Metropolitan Statistical Areas.

Each SMSA has one or more central counties containing the area's main population concentration: an urbanized area with at least 50,000 inhabitants. An SMSA may also include outlying counties which have close economic and social relationships with the central counties. The outlying counties must have a specified level of commuting to the central counties and must also meet certain standards regarding metropolitan character, such as population density, urban population, and population growth. In New England, SMSA's are composed of cities and towns rather than whole counties.

The housing units in SMSA's may also be referred to as the metropolitan housing and are subdivided into "inside central city (or cities)" and "outside central city (or cities)." The housing units outside SMSA's constitute the non-metropolitan housing.

In the United States Summary report and the State reports, the data shown for "Central Cities of SMSA's" are the sum of all central cities excluding any rural area and any legal area that is outside of a standard metropolitan statistical area. In the individual SMSA reports, the data shown for central cities and places of 50,000 or more inhabitants are for the legal definition of the city without regard to urban or SMSA restrictions.

#### SMSA Titles

Each SMSA except one (Nassau-Suffolk, N.Y.) has at least one central city. The titles of SMSA's include up to three city names, as well as the name of each State into which the SMSA extends. For the 1980 census, central cities of SMSA's are those named in the titles of the SMSA's,

with the exception of Nassau-Suffolk, N.Y., which has no central city, and Northeast Pennsylvania, the central cities of which are Scranton, Wilkes-Barre, and Hazleton. Data on central cities of SMSA's include the entire population and housing within the legal city boundaries. In Hawaii where there are no incorporated places recognized by the Bureau of the Census, census designated places are recognized as central cities.

### New SMSA Standards

New standards for designating and defining metropolitan statistical areas were published in the *Federal Register* on January 3, 1980. The SMSA's recognized for the 1980 census comprise (1) all areas as defined on January 1, 1980, except for one area which was defined provisionally during the 1970's on the

basis of population estimates but whose qualification was not confirmed by 1980 census counts; and (2) a group of 36 new areas defined on the basis of 1980 census counts and the new standards that were published on January 3, 1980.

When the data on commuting flows become available from 1980 census tabulations, the new standards will be applied to the areas existing on January 1, 1980, and the boundaries, definitions, and titles for all SMSA's will be reviewed.

To aid users who want to become familiar with the SMSA standards and how they are applied, documents are available from the Office of Management and Budget, Washington, D.C. 20503.

### BOUNDARY CHANGES

The boundaries of some of the areas shown in this series of reports have

changed between an earlier census and January 1, 1980. Information on boundary changes for incorporated places is presented in table 4 of the 1980 Census of Population report, *Characteristics of the Population, Number of Inhabitants*, PC80-1-A. For information on boundary changes prior to 1970, see the *Number of Inhabitants* report for each census.

### AREA MEASUREMENT

Area measurement figures for standard metropolitan statistical areas, central cities, and places of 50,000 inhabitants or more can be found in the 1980 Census of Population report, PC80-1-A1, United States Summary.

# Appendix B.—Definitions and Explanations of Subject Characteristics

|                                   |     |                                  |     |
|-----------------------------------|-----|----------------------------------|-----|
| GENERAL . . . . .                 | B-1 | Persons . . . . .                | B-6 |
| LIVING QUARTERS . . . . .         | B-1 | Rooms . . . . .                  | B-6 |
| Housing Units . . . . .           | B-1 | Persons Per Room . . . . .       | B-6 |
| Comparability With 1970           |     | Bedrooms . . . . .               | B-6 |
| Census Housing Unit Data . .      | B-2 | STRUCTURAL                       |     |
| Group Quarters . . . . .          | B-2 | CHARACTERISTICS . . . . .        | B-6 |
| Comparability With 1970 Cen-      |     | Year Structure Built . . . . .   | B-6 |
| sus Group Quarters Data . . . .   | B-2 | Units in Structure . . . . .     | B-6 |
| Rules for Hotels, Room-           |     | Stories in Structure . . . . .   | B-6 |
| ing Houses, Etc. . . . .          | B-2 | Passenger Elevator . . . . .     | B-6 |
| Staff Living Quarters . . . . .   | B-2 | PLUMBING                         |     |
| Year-Round Housing Units . . .    | B-2 | CHARACTERISTICS . . . . .        | B-6 |
| OCCUPANCY AND VACANCY             |     | Plumbing Facilities . . . . .    | B-6 |
| CHARACTERISTICS . . . . .         | B-2 | Comparability With 1970          |     |
| Occupied Housing Units . . . . .  | B-2 | Census Plumbing Facilities       |     |
| Householder . . . . .             | B-2 | Data . . . . .                   | B-6 |
| Child . . . . .                   | B-2 | EQUIPMENT AND FUELS . . . . .    | B-6 |
| Nonrelative . . . . .             | B-3 | Heating Equipment . . . . .      | B-6 |
| Age of Householder . . . . .      | B-3 | Comparability With 1970          |     |
| Household Type . . . . .          | B-3 | Census Heating Equipment         |     |
| Year Householder Moved            |     | Data . . . . .                   | B-6 |
| Into Unit . . . . .               | B-3 | Air Conditioning . . . . .       | B-7 |
| Vacant Housing Units . . . . .    | B-3 | Vehicles Available . . . . .     | B-7 |
| Vacancy Status . . . . .          | B-3 | Comparability With 1970          |     |
| Duration of Vacancy . . . . .     | B-3 | Census Automobiles               |     |
| Tenure . . . . .                  | B-3 | Available Data . . . . .         | B-7 |
| Condominium Housing Units . .     | B-3 | Fuels Used for House Heating     |     |
| Comparability With 1970           |     | and Water Heating . . . . .      | B-7 |
| Census Condominium                |     | FINANCIAL                        |     |
| Housing Unit Data . . . . .       | B-3 | CHARACTERISTICS . . . . .        | B-7 |
| Race of the Householder . . . . . | B-3 | Value . . . . .                  | B-7 |
| Comparability Between Sam-        |     | Price Asked . . . . .            | B-7 |
| ple and 100-Percent Data          |     | Mortgage Status and Selected     |     |
| for Race of the Householder .     | B-4 | Monthly Owner Costs . . . . .    | B-7 |
| Comparability With 1970           |     | Mortgage Status and Selected     |     |
| Census Data on Race of the        |     | Monthly Owner Costs as a         |     |
| Householder . . . . .             | B-4 | Percentage of House-             |     |
| Spanish/Hispanic Origin of        |     | hold Income in 1979 . . . . .    | B-7 |
| the Householder . . . . .         | B-5 | Rent . . . . .                   | B-7 |
| Limitations of the Data           |     | Gross Rent as a Percentage       |     |
| on Householders of                |     | of Household Income              |     |
| Spanish/Hispanic Origin . . . .   | B-5 | in 1979 . . . . .                | B-8 |
| Comparability Between             |     | Household Income in 1979 . . .   | B-8 |
| Sample and 100-Percent            |     | Median Income . . . . .          | B-8 |
| Data on Householders of           |     | Comparability With 1970          |     |
| Spanish/Hispanic Origin . . . .   | B-5 | Census Income Data . . . . .     | B-8 |
| Comparability With 1970           |     | Poverty Status in 1979 . . . . . | B-8 |
| Census Data on House-             |     |                                  |     |
| holders of Spanish Origin         |     |                                  |     |
| and Householders of               |     |                                  |     |
| Spanish Heritage . . . . .        | B-5 |                                  |     |
| UTILIZATION                       |     |                                  |     |
| CHARACTERISTICS . . . . .         | B-6 |                                  |     |

determinant for the responses was, therefore, the questionnaire and its accompanying instruction guide. Furthermore, census takers were instructed, in their telephone and personal-visit interviews, to read the questions directly from the questionnaire. The definitions and explanations given below for each subject are drawn largely from various technical and procedural materials used in the collection of the data. These materials helped the census interviewers to understand more fully the intent of each question, and thus to resolve problems or unusual cases in a manner consistent with this intent. Also included is certain explanatory information to assist the user in the proper utilization of the statistics.

Facsimiles of the questionnaire pages containing the population and housing questions used to produce the data shown in this report and the pages of the respondent instruction guide which relate to these questions are presented in Appendix E, "Facsimiles of Respondent Instructions and Questionnaire Pages."

## LIVING QUARTERS

Living quarters are classified in the census as either housing units or group quarters. Usually, living quarters are in structures intended for residential use (e.g., a one-family home, apartment house, hotel or motel, boarding house, mobile home or trailer). However, living quarters may also be in structures intended for non-residential use (e.g., the rooms in a warehouse where a night guard lives), as well as in boats, tents, vans, etc.

**Housing Units**—A housing unit is a house, an apartment, a group of rooms, or a single room occupied as a separate living quarters or, if vacant, intended for occupancy as a separate living quarters. Separate living quarters are those in which the occupants live and eat separately from

## GENERAL

The 1980 census was conducted primarily through self-enumeration. The principal

any other persons in the building and which have direct access from the outside of the building or through a common hall. The occupants may be a single family, one person living alone, two or more families living together, or any other group of related or unrelated persons who share living arrangements (except as described in the next section on Group Quarters). For vacant units, the criteria of separateness and direct access are applied to the intended occupants whenever possible. If that information cannot be obtained, the criteria are applied to the previous occupants. Both occupied and vacant housing units are included in the housing unit inventory except that boats, tents, vans, caves, and the like are included only if they are occupied as someone's usual place of residence. Vacant mobile homes are included, provided they are intended for occupancy on the site where they stand. Vacant mobile homes on dealers' sales lots, at the factory, or in storage are excluded from the housing inventory.

**Comparability With 1970 Census Housing Unit Data**—Although the 1980 census data are generally comparable with 1970 census data, certain changes were introduced for 1980. The part of the 1970 housing unit definition that required a unit to have either (1) direct access or (2) complete kitchen facilities was modified. For 1980, the complete kitchen facilities alternative was dropped, and direct access was required of all housing units. In 1970, vacant mobile homes were not counted as housing units. For 1980, they were included in the housing inventory provided they were intended for occupancy on the site where they stood.

**Group Quarters**—Group quarters are any living quarters which are not classified as housing units. There are two types of group quarters: (1) institutional group quarters, and (2) noninstitutional group quarters. Institutional group quarters are living quarters occupied by one or more persons under care or custody, such as children in an orphanage, persons in a nursing home, and prisoners in a penitentiary. Noninstitutional group quarters include living quarters such as college-owned and/or operated dormitories, fraternity and sorority houses, nurses' dormitories, and boarding houses. In addition, noninstitutional group quarters include any living

quarters (other than those classified as institutional group quarters) which are occupied by 9 or more persons unrelated to the householder (person listed in column 1 of the census questionnaire), or by 10 or more unrelated persons. Information on the housing characteristics of group quarters was not collected in the census.

**Comparability With 1970 Census Group Quarters Data**—In 1970 a unit was classified as group quarters if it was shared by the person in charge and five or more persons unrelated to him or her, or if there was no person in charge, by six or more unrelated persons. For 1980 that requirement was raised to 9 or more persons unrelated to the person listed in column 1 of the census questionnaire or 10 or more unrelated persons.

**Rules for Hotels, Rooming Houses, Etc.**—Occupied rooms or suites of rooms in hotels, motels, and similar places are classified as housing units only when occupied by permanent residents; i.e., persons who consider the hotel as their usual place of residence or who have no usual place of residence elsewhere. Vacant rooms or suites of rooms are classified as housing units only in those hotels in which 75 percent or more of the accommodations are occupied by permanent residents.

If any of the occupants in a rooming or boarding house live and eat separately from everyone else in the building and have direct access, their quarters are classified as separate housing units. The remaining quarters are combined. If the combined quarters contain eight or fewer roomers unrelated to the householder, they are classified as one housing unit. If the combined quarters contain nine or more roomers unrelated to the householder or person in charge, they are classified as group quarters.

**Staff Living Quarters**—The living quarters occupied by staff personnel within any group quarters are separate housing units if they satisfy the housing unit criteria of separateness and direct access; otherwise, they are considered as group quarters.

**Year-Round Housing Units**—Data on housing characteristics in the 1980 census reports are limited to year-round housing units; i.e., all occupied units plus vacant

units available or intended for year-round use. Vacant units intended for seasonal occupancy and vacant units held for migratory labor are excluded because of the difficulty of obtaining reliable data on their characteristics.

### OCCUPANCY AND VACANCY CHARACTERISTICS

**Occupied Housing Units**—A housing unit is classified as occupied if it is the usual place of residence of the person or group of persons living in it at the time of enumeration, or if the occupants are only temporarily absent; e.g., away on vacation. If all the persons staying in the unit at the time of the census have their usual place of residence elsewhere, the unit is classified as vacant. A household includes all the persons who occupy a housing unit as their usual place of residence. By definition, therefore, the number of occupied housing units equals the number of households in the 1980 Census of Population reports.

In this report the numbers shown for occupied housing units are estimates based on a sample. In some cases there may be small differences between figures on occupied housing units shown here and comparable figures on households in the Census of Population reports. These differences may result from processing procedures used to inflate the population and housing sample data.

**Householder**—One person in each household is designated as the "householder." In most cases, this is the person, or one of the persons, in whose name the home is owned or rented and who is listed in column 1 of the census questionnaire. If there is no such person in the household, any adult household member could be designated as the "householder."

**Child**—A child is a son, daughter, stepchild, or adopted child of the householder regardless of the child's age or marital status. The category excludes sons-in-law and daughters-in-law. In this report, those classified as "own children" are sons and daughters, including stepchildren and adopted children, of the householder who are single (never married) and under 18 years of age.

**Nonrelative**—A nonrelative is any person in the household not related to the householder by birth, marriage, or adoption. Roomers, boarders, partners, roommates, paid employees, wards, and foster children are classified as nonrelatives. This report shows the number of households with one or more nonrelatives present in the unit.

**Age of Householder**—The age classification is based on the age of the person in completed years as of April 1, 1980. The data on age represent the difference, as calculated in the computer, between date of birth and April 1, 1980.

**Household Type**—Statistics by age of householder are presented separately for the following household types:

*Married-couple families.* For each household of this type, the householder and his or her spouse are enumerated as members of the same household. This category includes couples in formal marriages as well as in common-law marriages.

*Male householder, no wife present.* This type includes any household maintained by a male, regardless of his marital status, provided no wife is present in the household. Included are male householders who have no wife; male householders whose wives live elsewhere because of separation (marital discord) or other reason; and male householders who are widowed, divorced, or single.

*Female householder, no husband present.* This type includes any household maintained by a female, regardless of her marital status, provided no husband is present in the household. Included are female householders who have no husband and female householders whose husbands live elsewhere, as, for example, husbands in the Armed Forces living on a military base and female householders who are widowed, divorced, or single.

This report presents data on selected characteristics for one-person households, separately for male and female householders.

**Year Householder Moved Into Unit**—Data presented for this item are based on the in-

formation reported for the householder and refer to the year of the latest move. If the householder moved back into a unit the person previously occupied, the year of the latest move was reported. If the householder moved from one apartment to another in the same building, the year the householder moved into the present apartment was reported. The intent is to establish the year the present occupancy by the householder began. The year in which a householder moved is not necessarily the same year as the year other members of the household moved, although in the majority of cases the entire household moved at the same time (see question H19 in appendix E).

**Vacant Housing Units**—A housing unit is vacant if no one is living in it at the time of enumeration, unless its occupants are only temporarily absent. Units temporarily occupied at the time of enumeration entirely by persons who have a usual residence elsewhere are also classified as vacant.

New units not yet occupied are classified as vacant housing units if construction has reached a point where all exterior windows and doors are installed and final usable floors are in place. Vacant units are excluded if they are open to the elements; i.e., the roof, walls, windows, and/or doors no longer protect the interior from the elements, or if there is positive evidence (such as a sign on the house or in the block) that the unit is to be demolished or is condemned. Also excluded are quarters being used entirely for nonresidential purposes, such as a store or an office, or quarters used for the storage of business supplies or inventory, machinery, or agricultural products.

**Vacancy Status**—The data on vacancy status were tabulated from responses to questionnaire item C (see item C in appendix E). The data presented in this report are for year-round housing units "Vacant for sale only" and "Vacant for rent."

*For sale only.* Vacant year-round units being offered "For sale only," including individual units in cooperatives and condominium projects if the individual units are offered "For sale only."

*For rent.* Vacant year-round units offered "For rent," and vacant units offered either for rent or for sale.

**Duration of Vacancy**—The statistics on duration of vacancy refer to the length of time (in months) from the date the last occupants moved from the unit to the date of enumeration (see item D in appendix E). The data, therefore, do not provide a direct measure of the total length of time units remain vacant. For newly constructed units which have never been occupied, the duration of vacancy is counted from the date construction was completed. For recently converted or merged units, the time is reported from the date conversion or merger was completed.

**Tenure**—A housing unit is "Owner occupied" if the owner or co-owner lives in the unit, even if it is mortgaged or not fully paid for. All other occupied units are classified as "Renter occupied," including units rented for cash rent and those occupied without payment of cash rent (see question H8 in appendix E).

**Condominium Housing Units**—A condominium involves ownership that enables a person to own an apartment or house in a development of similar units and to hold a common or joint ownership in common areas, hallways, entrances, elevators, etc. The owner has a deed to the individual unit, and, very likely, a mortgage on the unit. A condominium housing unit need not be occupied by the owner to be counted as such (see question H9 in appendix E).

**Comparability With 1970 Census Condominium Housing Unit Data**—In 1970, owner-occupied cooperatives and condominium housing units were identified together. The 1980 census identifies only condominium housing units. The 1980 question provides data on vacant and renter-occupied condominium housing units, not just owner-occupied condominium housing units as in 1970.

**Race of the Householder**—The data on race of the householder were derived from the answer to question 4, for the person listed in column 1 of the census questionnaire (see appendix E). The concept of race as used by the Census Bureau reflects self-identification by respondents; it does not denote any clear-cut scientific definition of biological stock. Since the 1980 census obtained information on race through self-identification, the data represent self-classification by people according

to the race with which they identify. In this report, data are presented for housing units classified by the race of the householder.

For persons who could not provide a single response to the race question, the race of the person's mother was used; if, however, a single response could not be provided for the person's mother, the first race reported by the person was used. This is a modification of the 1970 census procedure in which the race of the person's father was used.

The category "White" includes persons who indicated their race as White, as well as persons who did not classify themselves in one of the specific race categories listed on the questionnaire but entered a response such as Canadian, German, Italian, Lebanese, or Polish. In the 1980 census, persons who did not classify themselves in one of the specific race categories but marked "Other" and/or wrote in entries such as Cuban, Puerto Rican, Mexican, or Dominican were included in the "Other" race category. In the 1970 census, most of these persons were included in the "White" category.

The category "Black" includes persons who indicated their race as Black or Negro, as well as persons who did not classify themselves in one of the specific race categories listed in the questionnaire but reported entries such as Jamaican, Black Puerto Rican, West Indian, Haitian, or Nigerian.

The category "American Indian, Eskimo, or Aleut" includes persons who classified themselves as such in one of the specific race categories. In addition, persons who did not report themselves in one of the specific race categories but entered the name of an Indian tribe or wrote in such entries as Canadian Indian, French-American Indian, or Spanish-American Indian were classified as "American Indian."

The category "Asian or Pacific Islander" includes persons who indicated their race as Chinese, Filipino, Japanese, Asian Indian, Korean, Vietnamese, Hawaiian, Samoan, and Guamanian, as well as persons who provided write-in entries of Asian and Pacific Islander groups such as Cambodian, Laotian, Pakistani, or Fijian under the "Other" race category. Also, persons who did not classify themselves in one of the specific race categories but wrote in an entry indicating one of the nine specific categories listed above (e.g., Chinese or Filipino) were classified accordingly. For example, entries of Nipponese and

Japanese American were classified as Japanese, entries of Taiwanese and Cantonese as Chinese, etc. "Race, n.e.c." includes all other persons not in the categories "White," "Black," "American Indian, Eskimo, or Aleut," and "Asian or Pacific Islander." Persons reporting in the "Other" race category and providing write-in entries such as Eurasian, Cosmopolitan, Interracial, or a Spanish origin group (e.g., Mexican, Cuban, or Puerto Rican) were included in "Race, n.e.c."

If the race entry for the householder was missing on the questionnaire, an answer was assigned in the computer according to the reported entries of race of other household members using specific rules of precedence of household relationship. If race was not entered for anyone in the household (excluding paid employees), the race of a householder in a previously processed household was assigned. This procedure is a variation of the general allocation process described in Appendix D, "Accuracy of the Data."

**Comparability Between Sample and 100-Percent Data for Race of the Householder**—Estimates of the number of householders by race shown in this report may differ from complete count figures shown in other 1980 census reports. Such differences are the result of sampling variability, nonsampling error, and an additional edit and review performed on the sample questionnaires. Sampling variability and nonsampling error are explained in Appendix D, "Accuracy of the Data." The effect of the additional edit and review procedures varies substantially by racial group and geographic area but is generally negligible. A discussion of these procedures may be found in Series HC80-1-B, *Detailed Housing Characteristics*, and PC80-1-C, *Social and Economic Characteristics of the Population*.

**Comparability With 1970 Census Data on Race of the Householder**—Differences in census procedures and reporting by respondents in the 1980 census and 1970 census seriously affect the comparability for certain race groups. First, a large number of Spanish origin persons reported their race differently in the 1980 census than in the 1970 census. This difference in reporting has a substantial impact on the population totals and

comparability for the "White" population and the "Race, n.e.c." or "Other" race populations (shown as "All other races" in most 1970 publications). A much larger proportion of the Spanish origin population in 1980 than in 1970 reported their race in the questionnaire category "Other." Second, in 1970, most persons who marked the "Other" race category and wrote in a Spanish designation such as Mexican, Venezuelan, Latino, etc., were reclassified as "White." In 1980, such persons were not reclassified but remained in the "Other" race category. As a result of this procedural change and the differences in reporting by this population, the proportion of the Spanish origin population classified as "Other" race in the 1980 census was substantially higher than that in the 1970 census. Nationally in 1970, only 1 percent of the Spanish origin persons were classified as "Other" race and 93 percent as "White." The 1980 census sample data showed a much larger proportion—38 percent—of the Spanish origin persons reported their race as "Other" and only 58 percent reported "White." As a consequence of these differences, 1980 householder totals for "White" and "Race, n.e.c." are not comparable with corresponding 1970 figures.

The 1980 census was the first in which data were collected separately for Eskimos and Aleuts in all States. In 1970, these data were available only for Alaska. Since Eskimos and Aleuts are highly concentrated in Alaska, these changes do not seriously affect the comparability of 1980 and 1970 data for these racial groups at the national level.

The 1980 total for the Asian and Pacific Islander population reflects a high level of immigration during the 1970's as well as a number of changes in census procedures which were developed, in part, as a result of this high level of immigration. First, the number of Asian and Pacific Islander categories listed separately on the 1980 census questionnaire was expanded over that in 1970 to include four additional groups: Vietnamese, Asian Indian, Guamanian, and Samoan. Asian Indians were classified as "White" in 1970 but were included in the "Asian and Pacific Islander" category in 1980. The Vietnamese, Guamanian, and Samoan populations were included in the "Other" race

category in the 1970 census but were included in the "Asian and Pacific Islander" category in 1980. Second, "Other Asian and Pacific Islander" groups such as Cambodian, Laotian, Pakistani, and Fijian were identified and tabulated as Asian and Pacific Islander in sample tabulations in the 1980 census; in 1970, most of these groups were included in the "Other" race category.

In 1980, data were collected separately for Hawaiians and Koreans in all States, but in 1970 data for the two groups were not collected for Alaska. (On the 1970 census questionnaire used in Alaska, Eskimo and Aleut were substituted for these two categories.) Since the numbers of Hawaiians and Koreans were small in Alaska, this questionnaire change does not have a major impact on the comparability of the 1980 and 1970 data for Hawaiians and Koreans at the national level.

**Spanish/Hispanic Origin of the Householder**—The data on Spanish/Hispanic origin or descent of householder were derived from answers to question 7, for the person listed in column 1 of the census questionnaire (see appendix E).

Persons of Spanish/Hispanic origin or descent are those who reported either Mexican, Puerto Rican, Cuban, or other Spanish/Hispanic origin in question 7. Persons who reported "Other Spanish/Hispanic" origin are those whose origin is from Spain or the Spanish-speaking countries of Central or South America, or they are persons identifying their origin or descent as being Spanish, Spanish-American, Hispano, Latino, etc. Origin or descent can be regarded as the ancestry, nationality group, lineage, or country in which the person or person's parents or ancestors were born before their arrival in the United States. It is important to note that persons of Spanish origin may be of any race. In this report, data are presented for housing units classified by the Spanish origin of the householder.

Persons of more than one Spanish origin and persons of both a Spanish and another origin who were in doubt as to how to report a specific origin were classified according to the origin of the person's mother. If a single origin could not be provided for the person's mother, the first origin reported by the person was recorded.

If the householder failed to respond to the Spanish/Hispanic origin question, a response was assigned by computer in the

sample edit operation according to available related information such as ancestry and place of birth reported for the householder. If such information was not reported, origin was assigned from entries of other household members using specific rules of precedence of household relationship. If no origin was reported for any household member (excluding a paid employee), then an origin was assigned from another household with a householder of the same race. This procedure is a variation of the general allocation process described in appendix D, "Accuracy of the Data."

**Limitations of the Data on Householders of Spanish/Hispanic Origin**—A preliminary evaluation study of the reporting in the 1980 census item on Spanish origin indicated that there was misreporting in the Mexican origin category by White and Black persons in certain areas. The study results showed evidence that the misreporting occurred mainly in the South (excluding Texas), the Northeast (excluding the New York City area), and a few States in the North Central Region. Also, results based on available data suggest that the impact of potential misreporting of Mexican origin in the 1980 census is severe in those portions of the above-mentioned regions where the Spanish origin population is generally sparse. However, 1980 census data on the Mexican origin population or total Spanish origin population, at the national level, are not seriously affected by the reporting problem. For a more detailed discussion of the evaluation of the Spanish origin item, see the 1980 Population Census Supplementary reports, Series PC80-S1-7, "Persons of Spanish Origin by State: 1980."

**Comparability Between Sample and 100-Percent Data on Householders of Spanish/Hispanic Origin**—The data on householders of Spanish origin shown in this report may differ from comparable figures shown in other 1980 census reports. Such differences are the result of sampling variability, nonsampling error, and more extensive edit procedures performed for the Spanish origin item on the sample questionnaires. The data in this report are based on a sample, whereas certain other reports (e.g., the HC80-1-A series) present data based on 100-percent tabulations. Sample data are subject to sampling variability, as explained in appendix D, "Accuracy of the Data."

Information now available indicates that, since the effects of the more extensive edit were generally limited, the 100-percent tabulations are usually the preferable source for data on householders of Spanish origin. That is, in the case of figures available for Spanish origin groups, both in this report and for corresponding areas in the HC80-1-A report, the latter source is usually the preferred one. In the case of distributions for subjects covered only on a sample basis (e.g., units in structure, mortgage status and selected monthly owner costs, gross rent, etc.), the sample figures are the only data available and should be used within the context of the sampling variability associated with them.

**Comparability With 1970 Census Data on Householders of Spanish Origin and Householders of Spanish Heritage**—The 1980 census figures on householders of Spanish origin are not directly comparable with the 1970 census data on householders of Spanish origin because of a number of factors; namely, overall improvements in the 1980 census, better coverage of the population, improved question design, and an effective public relations campaign by the Census Bureau with the assistance of national and community ethnic groups. These efforts at census improvements explain, in part, the large increase in the number of Hispanics over 1970. Also, these efforts undoubtedly resulted in the inclusion of a sizable but unknown number of persons of Spanish/Hispanic origin who are in the country in other than legal status.

In the 1980 census Spanish origin question, specific changes in design from the 1970 question included the placement of the category "No (not Spanish/Hispanic)" as the first category in that question. (The corresponding category appeared last in the 1970 question.) Also, the 1970 category "Central or South American" was deleted from the 1980 question because in 1970 some respondents misinterpreted the category. Furthermore, the designations "Mexican-American" and "Chicano" were added to the Spanish origin question in 1980. In the 1970 census, the question on Spanish origin was asked of only a 5-percent sample of the population; in the 1980 census, the Spanish origin question was asked of everyone in the Nation.

The 1970 Census *Metropolitan Housing Characteristics* reports present data on housing units occupied by householders of Spanish heritage. In the 1970 census, the

category Spanish heritage was created to consolidate data for Spanish ancestry persons in various parts of the United States. The Spanish heritage population, therefore, was specifically termed when reference was made to particular areas. For example, in five southwestern States (Arizona, California, Colorado, New Mexico, and Texas) the population of Spanish heritage was specified as the population of Spanish language or surname; in three mid-Atlantic States (New York, New Jersey, and Pennsylvania), as the population of Puerto Rican birth or parentage; and in the remaining 42 States and the District of Columbia, as the population of Spanish language. The information for the population of Spanish heritage was obtained from the 15-percent sample of the census questionnaires. Data for this group of householders are not comparable to the 1980 census data on householders of Spanish origin which were based only on responses to the specific census question on Spanish/Hispanic origin for the person listed in column 1 of the census questionnaire.

### UTILIZATION CHARACTERISTICS

**Persons**—All persons occupying the housing unit are included. These persons include not only occupants related to the householder but also any lodgers, roomers, boarders, partners, roommates, wards, foster children, and resident employees who share the living quarters of the householder. The data on "Persons in unit" show the number of housing units occupied by the specified number of persons. "Total persons" is the total number of persons living in the housing units in the particular category.

**Rooms**—The statistics on "Rooms" are in terms of the number of housing units with a specified number of rooms (see question H7 in appendix E). The intent of this question is to count the number of whole rooms used for living purposes. For each unit they include living rooms, dining rooms, kitchens, bedrooms, finished recreation rooms, enclosed porches suitable for year-round use, and lodger's rooms. Excluded are strip or pullman kitchens, bathrooms, open porches, balconies, halls, half-rooms, utility rooms, unfinished attics or basements, or other unfinished space used for storage. A partially divided room is a separate room only if there is a partition from floor to ceiling.

**Persons Per Room**—"Persons per room" is a derived measure obtained by dividing the

number of persons in each occupied housing unit by the number of rooms in the unit. The figures shown refer, therefore, to the number of occupied housing units having the specified ratio of persons per room.

**Bedrooms**—The number of "Bedrooms" in the unit is the count of rooms used mainly for sleeping, even if also used for other purposes. Rooms reserved for sleeping, such as guest rooms, even though used infrequently, are counted as bedrooms. On the other hand, rooms used mainly for other purposes, even though used also for sleeping, such as a living room with a sofa bed, are not considered bedrooms. A housing unit consisting of only one room, such as a one-room efficiency apartment, is classified, by definition, as having no bedroom (see question H24 in appendix E).

### STRUCTURAL CHARACTERISTICS

**Year Structure Built**—"Year structure built" refers to when the building was first constructed, not when it was remodeled, added to, or converted. For a houseboat or mobile home or trailer, the manufacturer's model year is assumed to be the year built. The figures shown in this report relate to the number of units in structures built during the specified periods and in existence at the time of enumeration (see question H18 in appendix E).

**Units in Structure**—A structure is a separate building that either has open space on all sides or is separated from other structures by dividing walls that extend from ground to roof. In the determination of the number of units in a structure, all housing units, both occupied and vacant, were counted. The statistics are presented for the number of housing units in structures of specified type and size, not for the number of residential buildings. The category "Mobile home or trailer, etc." includes mobile homes, trailers, boats, tents, vans, etc. (see question H13 in appendix E).

**Stories in Structure**—The count of stories (floors) in structure includes basements or attics if these contain finished rooms for living purposes (see question H14a in appendix E).

**Passenger Elevator**—Statistics on elevator in structure are presented for housing units in structures with four or more stories or floors. If the housing units in structures with four or

more stories have an elevator used only for freight, the units are not included in the category "With elevator" (see question H14b in appendix E).

### PLUMBING CHARACTERISTICS

**Plumbing Facilities**—The category "Complete plumbing for exclusive use" consists of units which have hot and cold piped water, a flush toilet, and a bathtub or shower inside the housing unit for the exclusive use of the occupants of the unit. "Lacking complete plumbing for exclusive use" includes those conditions when (1) all three specified plumbing facilities are present inside the unit, but are also used by another household; (2) some but not all the facilities are present; or (3) none of the three specified plumbing facilities is present (see question H6 in appendix E).

**Comparability With 1970 Census Plumbing Facilities Data**—In 1970, there were separate questions on the presence of hot and cold piped water, a bathtub or shower, and a flush toilet. For 1980, these three items were combined into a single question on plumbing facilities. In addition, the facilities must be inside the housing unit rather than inside the structure as in 1970.

### EQUIPMENT AND FUELS

**Heating Equipment**—Respondents were asked to report the type of heating equipment used as the primary source of heat for their housing unit. The categories shown in the report are: (1) steam or hot water system; (2) central warm-air furnace or electric heat pump; (3) other built-in electric units; (4) floor, wall, or pipeless furnace; and (5) other means. "Other means" includes room heaters with flue or vent that burn gas, oil, or kerosene; nonportable room heaters without flue or vent that burn gas, oil, or kerosene; and fireplaces, stoves, or portable room heaters of any kind that can be picked up and moved. A central heating system includes types (1) through (4) listed above. For vacant units which have had the heating equipment removed, the kind of equipment used by the previous occupants is considered to be the heating equipment for the unit (see question H20 in appendix E).

**Comparability With 1970 Census Heating Equipment Data**—In 1970, central



## Appendix B.—Definitions and Explanations of Subject Characteristics

heat pumps were included as part of the category "Warm-air furnace" and individual room heat pumps were included in the category "Built-in electric units." In 1980, heat pumps have been combined and are included in this report in the category "Central warm-air furnace or electric heat pump."

**Air Conditioning**—"Air conditioning" is defined as the cooling of air by a refrigeration unit. It does not include evaporative coolers, fans, or blowers which are not connected to a refrigeration unit; however, it does include heat pumps. A central system is an installation which air conditions a number of rooms. In an apartment building, such a system may cool all apartments in the building, each apartment may have its own central system, or there may be several systems, each providing central air conditioning for a group of apartments. A system with individual room controls is a central system. A room unit is an individual air conditioner which is installed in a window or an outside wall and is generally intended to cool one room, although it may sometimes be used to cool more than one room (see question H27 in appendix E).

**Vehicles Available**—Data for this item refer to the number of households with vehicles available at home for the use of the members of the household. Included in this item are passenger cars, pickup trucks, small panel trucks of one-ton capacity or less, as well as station wagons, company cars, and taxicabs kept at home for use of household members. Cars rented or leased for 1 month or more; police and government cars kept at home; and company vans and trucks of 1-ton capacity or less are also included if kept at home and used for nonbusiness purposes. Dismantled cars, immobile cars used as a source of power for some piece of machinery, and cars, vans, and trucks kept at home but used only for business purposes are excluded. The statistics do not reflect the number of vehicles privately owned or the number of households owning vehicles (see questions H28 and H29 in appendix E).

**Comparability With 1970 Census Automobiles Available Data**—In 1970, only data on the number of households with automobiles which were owned or regularly used by members of the household were obtained. Taxicabs, pickups, or large trucks were not counted. In 1980, the data on automobiles available include taxicabs if kept at home for use of household members but exclude pickups or larger trucks. Separate

data were obtained in 1980 on the number of housing units with vans or trucks of 1-ton capacity or less kept at home for use of members of the household.

**Fuels Used for House Heating and Water Heating**—"Utility gas" is gas piped through underground pipes from a central system that serves the neighborhood. "Bottled, tank, or LP gas" is stored in tanks which are refilled or exchanged when empty. "Fuel oil, kerosene, etc." includes fuel oil, kerosene, gasoline, alcohol, and other combustible liquids. For data on house heating fuel, the category "Other" includes any other fuel such as purchased steam, coal dust, briquettes made of pitch and sawdust, waste materials such as corn cobs, etc. For data on water heating fuel, the category "Other" also includes coal or coke, and wood (see question H21 in appendix E).

### FINANCIAL CHARACTERISTICS

**Value**—Value is the respondent's estimate of how much the property (house and lot) would sell for, if it were for sale (see question H11 in appendix E).

Value is tabulated for certain kinds of housing units. Value statistics are presented for "Specified owner-occupied" housing units. These "specified" housing units include only one-family houses on less than 10 acres without a commercial establishment or medical office on the property. The data exclude owner-occupied condominium housing units, mobile homes, trailers, boats, tents, or vans occupied as a usual residence, as well as owner-occupied noncondominium units in multi-family buildings. The "Specified owner-occupied" universes are the same for the value tabulation and the mortgage status and selected monthly owner costs tabulation.

**Price Asked**—For vacant for sale only housing units, the price asked is the amount asked for the property at the time of enumeration. The statistics on price asked are shown for "Specified vacant for sale only" housing units, which include vacant for sale only one-family houses on less than 10 acres without a commercial establishment or medical office on the property. The data also exclude condominium units and mobile homes.

**Mortgage Status and Selected Monthly Owner Costs**—The data are presented for "Specified owner-occupied" housing units. These "specified" housing units include only

one-family houses on less than 10 acres without a commercial establishment or medical office on the property. The data exclude owner-occupied condominium housing units, mobile homes, trailers, boats, tents, or vans occupied as a usual residence, as well as owner-occupied noncondominium units in multi-family buildings. Separate distributions of owner costs are shown for units "With a mortgage" and for units "Not mortgaged." Selected monthly owner costs is the sum of payments for mortgages, deeds of trust, or similar debts on the property; real estate taxes; fire and hazard insurance on the property; utilities (electricity, gas, and water); and fuels (oil, coal, kerosene, wood, etc.) (see questions H30, H31, and H32 in appendix E).

**Mortgage Status and Selected Monthly Owner Costs as a Percentage of Household Income in 1979**—Selected monthly housing costs is expressed as a percentage of monthly household income (total household income in 1979 divided by 12). The percentage is presented for the same owner-occupied units for which selected monthly owner costs was tabulated; thus, the statistics reflect the exclusion of certain owner-occupied units. The percentage was computed separately for each unit and was rounded to the nearest whole number. Units occupied by households that reported no income or a net loss comprise the category "Not computed."

**Rent**—The statistics on rent are tabulated for "Specified renter-occupied" housing units and for "Specified vacant for rent" housing units which include renter units except one-family houses on 10 or more acres. Respondents were asked to report rent only for the housing unit enumerated and to exclude any rent paid for additional units or for business premises. Renter units occupied without payment of cash rent are shown separately as "No cash rent" in the rent tabulations.

**Contract Rent.** "Contract rent" is the monthly rent agreed to, or contracted for, regardless of any furnishings, utilities, or services that may be included (see question H12 in appendix E).

**Gross Rent.** The computed rent termed "Gross rent" is the contract rent plus the estimated average monthly cost of utilities (electricity, gas, and water) and fuels (oil, coal, kerosene, wood, etc.) if these are

paid for by the renter (or paid for the renter by someone else) in addition to rent. Gross rent is intended to eliminate differentials which result from varying practices with respect to the inclusion of utilities and fuels as part of the rental payment. The estimated costs of water and fuels are reported on a yearly basis but are converted to monthly figures in the computation process (see questions H12 and H22 in appendix E).

*Rent Asked.* For "Specified vacant for rent" housing units, the rent asked is the amount asked for the rental of the unit at the time of enumeration.

**Gross Rent as a Percentage of Household Income in 1979**—Monthly gross rent is expressed as a percentage of monthly household income (total household income in 1979 divided by 12). The percentage is presented for the same renter-occupied units for which gross rent was tabulated; thus, the statistics reflect the exclusion of certain renter-occupied units. The percentage was computed separately for each unit and was rounded to the nearest whole number. Units for which no cash rent is paid and units occupied by households that reported no income or a net loss comprise the category "Not computed."

**Household Income in 1979**—Household income is the sum of the money income of all persons 15 years old and over occupying the housing unit, including persons not related to the householder. Data on income are based on money income received in the calendar year 1979. Income is the algebraic sum of the amounts reported separately for wage and salary income; nonfarm net self-employment income; farm net self-employment income; interest, dividend, net rental or royalty income; Social Security or Railroad Retirement income; public assistance or welfare income; and all other income. The figures represent the amount of income received before deductions for personal income taxes, Social Security, bond purchases, union dues, medicare deductions, etc.

Receipts from the following sources were not included as income: money received from the sale of property (unless the recipient was engaged in the business of selling such property); the value of income "in kind" from food stamps, public housing subsidies, medical care, employer's contributions for pensions, etc.; withdrawal of bank deposits; money borrowed; tax refunds; exchange of money between relatives living in the same household; gifts and lump-sum inheritances, insurance payments, and other types of lump-sum receipts.

Although the income statistics cover the calendar year 1979, the composition of households refers to the time of enumeration (April 1, 1980). However, the composition of most households was the same during 1979 as in April 1980. There may be differences between the data on household income in 1979 in this report and similar data shown in the reports, *Summary Characteristics for Governmental Units and Standard Metropolitan Statistical Areas*, PHC80-3, and in the Supplementary Reports, *Advance Estimates of Social, Economic, and Housing Characteristics*, PHC80-S2. Any such differences are a result of errors in the income data which were corrected after the release of the PHC80-3 and the PHC80-S2 reports.

**Median Income**—The median income values presented in this report are computed on the basis of more detailed income intervals than shown in the tables. Median income figures of \$30,000 or less are generally calculated using linear interpolation; all other median income amounts are derived through pareto interpolation.

**Comparability With 1970 Census Income Data**—In 1970, the statistics on income presented in Series HC80-2, *Metropolitan Housing Characteristics* reports related to the income of the family or primary individual occupying the housing unit; that is, the sum of the income of the head of the family and all other members of the family 14 years old and over or the income of the primary individual. Income of persons living in

the unit but not related to the head of household was not included. In 1980, the statistics on income relate to the income of the household; that is, the sum of the income of all persons 15 years old and over occupying a housing unit, including persons not related to the householder.

A discussion on comparability of income data from other sources including earlier censuses may be found in the 1980 Census of Population reports, *General Social and Economic Characteristics*, PC80-1-C.

**Poverty Status in 1979**—Households are classified below the poverty level when the total 1979 income of the family or of the non-family householder is below the appropriate poverty threshold. The income of persons living in the household who are unrelated to the householder is not considered when determining the poverty status of a household. The poverty thresholds vary depending upon three criteria: size of family, number of children, and age of the family householder or unrelated individual. The criteria used in the 1980 census differ slightly from those used in the 1970 census, which took into account the same three factors as well as sex of the family householder or unrelated individual and farm-nonfarm residence. In addition, for the 1980 census the thresholds by size of family were extended from seven or more persons to nine or more persons. The income cutoffs are updated each year to reflect the change in the Consumer Price Index. A more detailed explanation of the poverty definition may be found in the 1980 Census of Population reports, *General Social and Economic Characteristics*, PC80-1-C.

There may be slight differences between the data on poverty status in 1979 in this report and similar data shown in the reports, *Summary Characteristics for Governmental Units and Standard Metropolitan Statistical Areas*, PHC80-3, and in the Supplementary Reports, *Advance Estimates of Social, Economic, and Housing Characteristics*, PHC80-S2. Any such differences are a result of errors in the income data which were corrected after the release of the PHC80-3 and the PHC80-S2 reports.

Appendix B.—Definitions and Explanations of Subject Characteristics

Thresholds at the Poverty Level in 1979 by Size of Family and Number of Related Children Under 18 Years

(Figures in dollars. For meaning of symbols, see Introduction)

| Size of Family Unit                  | Weighted average thresholds | Related children under 18 years |        |        |        |        |        |        |        |           |
|--------------------------------------|-----------------------------|---------------------------------|--------|--------|--------|--------|--------|--------|--------|-----------|
|                                      |                             | None                            | 1      | 2      | 3      | 4      | 5      | 6      | 7      | 8 or more |
| 1 person (unrelated individual)..... | 3,686                       | 3,686                           | ...    | ...    | ...    | ...    | ...    | ...    | ...    | ...       |
| Under 65 years.....                  | 3,774                       | 3,774                           | ...    | ...    | ...    | ...    | ...    | ...    | ...    | ...       |
| 65 years and over.....               | 3,479                       | 3,479                           | ...    | ...    | ...    | ...    | ...    | ...    | ...    | ...       |
| 2 persons.....                       | 4,723                       | 4,723                           | ...    | ...    | ...    | ...    | ...    | ...    | ...    | ...       |
| Householder under 65 years.....      | 4,876                       | 4,858                           | 5,000  | ...    | ...    | ...    | ...    | ...    | ...    | ...       |
| Householder 65 years and over.....   | 4,389                       | 4,385                           | 4,981  | ...    | ...    | ...    | ...    | ...    | ...    | ...       |
| 3 persons.....                       | 5,787                       | 5,674                           | 5,839  | 5,844  | ...    | ...    | ...    | ...    | ...    | ...       |
| 4 persons.....                       | 7,412                       | 7,482                           | 7,605  | 7,356  | 7,382  | ...    | ...    | ...    | ...    | ...       |
| 5 persons.....                       | 8,776                       | 9,023                           | 9,154  | 8,874  | 8,657  | 8,525  | ...    | ...    | ...    | ...       |
| 6 persons.....                       | 9,915                       | 10,378                          | 10,419 | 10,205 | 9,999  | 9,693  | 9,512  | ...    | ...    | ...       |
| 7 persons.....                       | 11,237                      | 11,941                          | 12,016 | 11,759 | 11,580 | 11,246 | 10,857 | 10,429 | ...    | ...       |
| 8 persons.....                       | 12,484                      | 13,356                          | 13,473 | 13,231 | 13,018 | 12,717 | 12,334 | 11,936 | 11,835 | ...       |
| 9 or more persons.....               | 14,812                      | 16,066                          | 16,144 | 15,929 | 15,749 | 15,453 | 15,046 | 14,677 | 14,586 | 14,024    |



## Appendix C.—General Enumeration and Processing Procedures

|  |     |
|--|-----|
| USUAL PLACE OF RESIDENCE. . .                              | C-1 |
| Armed Forces. . . . .                                      | C-1 |
| Crews of Merchant Vessels . . . .                          | C-1 |
| Persons Away at School . . . . .                           | C-1 |
| Persons in Institutions . . . . .                          | C-1 |
| Persons Away From Their<br>Residence on Census Day . . . . | C-1 |
| Americans Abroad. . . . .                                  | C-2 |
| Citizens of Foreign Countries. . .                         | C-2 |
| DATA COLLECTION<br>PROCEDURES. . . . .                     | C-2 |
| PROCESSING PROCEDURES. . . . .                             | C-2 |

### USUAL PLACE OF RESIDENCE

In accordance with census practice dating back to the first U.S. census in 1790, each person enumerated in the 1980 census was counted as an inhabitant of his or her "usual place of residence," which is generally construed to mean the place where the person lives and sleeps most of the time. This place is not necessarily the same as the person's legal residence or voting residence. In the vast majority of cases, however, the use of these different bases of classification would produce substantially the same statistics, although there might be appreciable differences for a few areas.

The implementation of this practice has resulted in the establishment of residence rules for certain categories of persons whose usual place of residence is not immediately apparent. Furthermore, this practice means that persons were not always counted as residents of the place where they happened to be staying on Census Day (April 1). Persons without a usual place of residence, however, were counted where they happened to be staying.

#### Armed Forces

Members of the Armed Forces living on a military installation were counted, as in every previous census, as residents of the area in which the installation was located; members of the Armed Forces not living on a military installation were counted as residents of the area in which

they were living. Family members of Armed Forces personnel were counted where they were living on Census Day (i.e., with the Armed Forces personnel or at another location, as the case might be).

Each Navy ship was attributed to the municipality that the Department of the Navy designated as its homeport, except for those ships which were deployed to the 6th or 7th Fleet on Census Day. As was done in the 1970 census, naval personnel aboard deployed ships were defined in the 1980 census as part of the overseas population, because deployment to the 6th or 7th Fleet implies a long-term overseas assignment.

In homeports with fewer than 1,000 naval personnel assigned to ships, the crews were counted aboard the ship. In homeports with 1,000 or more naval personnel assigned to ships, the naval personnel who indicated that they had a usual residence within 50 miles of the homeport of their ship were attributed to that residence.

When a homeport designated by the Navy was contained in more than one municipality, ships homeported and berthed there on Census Day were assigned by the Bureau of the Census to the municipality in which the land immediately adjacent to the dock or pier was actually located. Other ships attributed by the Navy to that homeport, but which were not physically present and not deployed to the 6th or 7th Fleet on Census Day, were allocated to the municipality named on the Navy's homeport list.

#### Crews of Merchant Vessels

Shipboard Census Reports were mailed to crews of merchant vessels through the ships' respective owner-operators based on lists of U.S. flag merchant vessels obtained from the Maritime Administration, U.S. Department of Commerce.

If the ship was berthed in a U.S. port on Census Day, the crew was enumerated as of that port. If the ship was

not berthed in a U.S. port but was inside the territorial waters of the United States, the crew was enumerated as of (a) the port of destination if that port was inside the United States or (b) the homeport of the ship if its port of destination was outside the United States. Crews of U.S. flag vessels which were outside U.S. territorial waters on Census Day and crews of vessels flying a foreign flag were not enumerated in the 1980 census.

#### Persons Away at School

College students were counted as residents of the area in which they were living while attending college, as they have been since 1950. However, children in boarding schools below the college level were counted at their parental home.

#### Persons in Institutions

Inmates of institutions, who ordinarily live there for considerable periods of time, were counted as residents of the area where the institution was located. Patients in short-term wards (general, maternity, etc.) of hospitals were counted at their usual place of residence; if they had no usual place of residence, they were counted at the hospital.

#### Persons Away From Their Residence on Census Day

Persons in hotels, motels, etc., on the night of March 31, 1980, were requested to fill out a census form for assignment of their census information back to their homes if they indicated that no one was at home to report them in the census. A similar approach was used for persons visiting in private residences, as well as for Americans who left the United States during March 1980 via major intercontinental air or ship carriers for temporary travel abroad. In addition, information on persons away from their usual place of residence was obtained from other members of their families, resident managers, neighbors, etc. If an entire household was expected to be

away during the whole period of the enumeration, information on that household was obtained from neighbors. A matching process was used to eliminate duplicate reports for persons who reported for themselves while away from their usual residence and who were also reported at this usual residence by someone else.

A special enumeration was conducted in such facilities as missions, flophouses, jails, detention centers, etc., on the night of April 6, 1980, and persons enumerated therein were counted as residents of the area in which the establishment was located.

### Americans Abroad

Americans who were overseas for an extended period (in the Armed Forces, working at civilian jobs, studying in foreign universities, etc.) were not included in the population of any State or the District of Columbia. On the other hand, Americans who were temporarily abroad on vacations, business trips, and the like were counted at their usual residence in the United States.

### Citizens of Foreign Countries

Citizens of foreign countries having their usual residence (legally or illegally) in the United States on Census Day, including those working here (but not living at an embassy, ministry, legation, chancellery, or consulate) and those attending school (but not living at an embassy, etc.), were included in the enumeration, as were members of their families living with them. However, citizens of foreign countries temporarily visiting or traveling in the United States or living on the premises of an embassy, etc., were not enumerated in the 1980 census.

## DATA COLLECTION PROCEDURES

The 1980 census was conducted primarily through self-enumeration. A census questionnaire was delivered by postal carriers to every housing unit several days before Census Day, April 1, 1980. This questionnaire included explanatory information and was accompanied by an instruction guide. Spanish-language versions of the questionnaire and instruction guide were available on request. The questionnaire

was also available in narrative translation in 32 languages.

In most areas of the United States, altogether containing about 95 percent of the population, the householder was requested to fill out and mail back the questionnaire on Census Day. Approximately 83 percent of these households returned their forms by mail. Households that did not mail back a form and vacant housing units were visited by an enumerator. Households that returned a form with incomplete or inconsistent information that exceeded a specified tolerance were contacted by telephone or, if necessary, by a personal visit, to obtain the missing information.

In the remaining (mostly sparsely settled) area of the country, which contained about 5 percent of the population, the householder was requested to fill out the questionnaire and hold it until visited by an enumerator. Incomplete and unfilled forms were completed by interview during the enumerator's visit. Vacant units were enumerated by a personal visit and observation.

Each housing unit in the country received one of two versions of the census questionnaire: a short-form questionnaire containing a limited number of basic population and housing questions or a long-form questionnaire containing these basic questions as well as a number of additional questions. A sampling procedure was used to determine those units which were to receive the long-form questionnaire. Two sampling rates were employed. For most of the country, one in every six housing units (about 17 percent) received the long form or sample questionnaire; in counties, incorporated places and minor civil divisions estimated to have fewer than 2,500 inhabitants, every other housing unit (50 percent) received the sample questionnaire to enhance the reliability of sample data in small areas.

Special questionnaires were used for the enumeration of persons in group quarters such as colleges and universities, hospitals, prisons, military installations, and ships. These forms contained the population questions but did not include any housing questions. In addition to the regular census questionnaires, the Supplementary Questionnaire for American Indians was used in conjunction with the short form on Federal and State reservations and in the historic areas of

Oklahoma (excluding urbanized areas) for households that had at least one American Indian, Eskimo, or Aleut household member.

## PROCESSING PROCEDURES

The 1980 census questionnaires were processed in a manner similar to that for the 1970 and 1960 censuses. They were designed to be processed electronically by the Film Optical Sensing Device for Input to Computer (FOSDIC). For most items on the questionnaire, the information supplied by the respondent or obtained by the enumerator was indicated by marking the answers in predesignated positions that would be "read" by FOSDIC from a microfilm copy of the questionnaire and transferred onto computer tape with no intervening manual processing. The computer tape did not include information on individual names and addresses.

The data processing was performed in two stages. For 100-percent data, all short forms, and pages 2 and 3 of the long forms (which have the same questions as the short form), were microfilmed, "read" by FOSDIC, and transferred onto computer tape for tabulation. For the sample data, the long form (or sample) questionnaires were processed through manual coding operations since some questions required the respondent to provide write-in entries which could not be read by FOSDIC. Census Bureau coders assigned alphabetical or numerical codes to the write-in answers in FOSDIC readable code boxes on each questionnaire. After all coding was completed, the long forms were microfilmed, and the film was "read" by FOSDIC and transferred onto computer tape.

The tape containing the information from the questionnaires was processed on the Census Bureau's computers through a number of editing and tabulation steps. Among the products of this operation were computer tapes from which the tables in this report (and most others in the 1980 census publications) were prepared on phototypesetting equipment at the Government Printing Office.

A more detailed description of the data collection and processing procedures can be obtained from the 1980 Census of Population and Housing, *Users' Guide*, PHC80-R1.

# Appendix D.—Accuracy of the Data

- INTRODUCTION . . . . . D-1
- SAMPLE DESIGN . . . . . D-1
- ERRORS IN THE DATA . . . . . D-1
  - Calculation of Standard Errors . . . . . D-2
  - Totals and Percentages . . . . . D-2
  - Differences . . . . . D-2
  - Means . . . . . D-2
  - Medians . . . . . D-2
  - Confidence Intervals . . . . . D-3
  - Use of Tables to Compute Standard Errors . . . . . D-3
- ESTIMATION PROCEDURE . . . . . D-3
- CONTROL OF NONSAMPLING ERROR . . . . . D-5
  - Undercoverage . . . . . D-5
  - Respondent and Enumerator Error . . . . . D-5
  - Processing Error . . . . . D-6
  - Nonresponse . . . . . D-6
- EDITING OF UNACCEPTABLE DATA . . . . . D-6
- ALLOCATION TABLES . . . . . D-6

## INTRODUCTION

The data presented in this publication are based on the 1980 census sample. The data are estimates of the actual figures that would have resulted from a complete count. Estimates can be expected to vary from the complete count result because they are subject to two basic types of error—sampling and nonsampling. The sampling error in the data arises from the selection of persons and housing units to be included in the sample. The nonsampling error is the result of all other errors that may occur during the collection and processing phases of the census. A more detailed discussion of both sampling and nonsampling error and a description of the estimation procedure are given in this appendix.

## SAMPLE DESIGN

While every person and housing unit in the 1980 census was enumerated on a

questionnaire that requested certain basic demographic information (e.g., age, number of rooms in living quarters, monthly rent), a sample of persons and housing units was enumerated on a questionnaire that requested additional information. The basic sampling unit for the 1980 census was the housing unit, including all occupants. For persons living in group quarters, the sampling unit was the person. Two sampling rates were employed. In counties, incorporated places and minor civil divisions estimated to have fewer than 2,500 persons (based on precensus estimates), one-half of all housing units and persons in group quarters were to be included in the sample. In all other areas, one-sixth of the housing units or persons in group quarters were sampled. The purpose of this scheme was to provide relatively more reliable estimates for small areas. When both sampling rates were taken into account across the Nation, approximately 19 percent of the Nation's housing units were included in the census sample.

The sample designation method depended on the data collection procedures. In areas containing about 95 percent of the population the census was taken by the mailout/mailback procedure. For these areas, the Bureau of the Census either purchased a commercial mailing list which was updated and corrected by Census Bureau field staff, or prepared a mailing list by canvassing and listing each address in the area prior to Census Day. These lists were computerized, and every sixth unit (for 1-in-6 areas) or every second unit (for 1-in-2 areas) was designated as a sample unit by computer. Both of these lists were also corrected by the Post Office.

In non-mailout/mailback areas, a blank listing book with designated sample lines (every sixth or every second line) was prepared for the enumerator. Beginning about Census Day, the enumerator sys-

tematically canvassed the area and listed all housing units in the listing book in the order they were encountered. Completed questionnaires, including sample information for any housing unit which was listed on a designated sample line, were collected.

In both types of data collection procedure areas, an enumerator was responsible for a small geographic area known as an enumeration district, or ED. An ED usually represented the average workload area for one enumerator.

## ERRORS IN THE DATA

Since the data in this publication are based on a sample, they may differ somewhat from complete-count figures that would have been obtained if all housing units, persons within those housing units, and persons living in group quarters had been enumerated using the same questionnaires, instructions, enumerators, etc. The deviation of a sample estimate from the average of all possible samples is called the sampling error. The standard error of a survey estimate is a measure of the variation among the estimates from the possible samples and thus is a measure of the precision with which an estimate from a particular sample approximates the average result of all possible samples. The sample estimate and its estimated standard error permit the construction of interval estimates with prescribed confidence that the interval includes the average result of all possible samples. The method of calculating standard errors and confidence intervals for the data in this report is given below.

In addition to the variability which arises from the sampling procedures, both sample data and complete-count data are subject to nonsampling error. Nonsampling error may be introduced during each of the many extensive and complex

operations used to collect and process census data. For example, operations such as editing, reviewing, or handling questionnaires may introduce error into the data. A more detailed discussion of the sources of nonsampling error is given in the section on "Control of Nonsampling Error" in this appendix.

Nonsampling error may affect the data in two ways. Errors that are introduced randomly will increase the variability of the data and should therefore be reflected in the standard error. Errors that tend to be consistent in one direction will make both sample and complete-count data biased in that direction. For example, if respondents consistently tend to under-report their income, then the resulting counts of households or families by income category will be skewed toward the lower income categories. Such biases are not reflected in the standard error.

### Calculation of Standard Errors

**Totals and Percentages**—Tables A through D in this appendix contain the information necessary to calculate the standard errors of sample estimates in this report. In order to perform this calculation, it is necessary to know the unadjusted standard error for the characteristic, given in table A or B, that would result under a simple random sample design (of persons, families, or housing units) and estimation technique; the adjustment factor for the particular characteristic estimated, given in table C; and the number of housing units in the tabulation area and the percent of these in sample, given in table D. The adjustment factors reflect the effects of the actual sample design and complex ratio estimation procedure used for the 1980 census.

To calculate the approximate standard error of an estimate for a geographic area, follow the steps given below:

- a. Obtain the unadjusted standard error from table A or B (or from the formula given below the table) for the estimated total or percentage, respectively.
- b. Find the geographic area with which you are working in table D and obtain the housing unit "percent in sample" figure for this area.
- c. Use table C to obtain the factor for the characteristics (e.g., air-

conditioning, year structure built) and the range that contains the percent-in-sample with which you are working. Multiply the unadjusted standard error by this factor. If the estimate is a cross-tabulation of more than one characteristic, use the largest factor.

As is evident from the formula below tables A and B, the unadjusted standard errors of zero estimates or of very small estimated totals or percentages approach zero. This is also the case for very large percentages or estimated totals that are close to the size of the tabulation areas to which they correspond. These estimated totals and percentages are, nevertheless, still subject to sampling and nonsampling variability, and an estimated standard error of zero (or a very small standard error) is not appropriate.

For estimated percentages that are less than 2 or greater than 98, use the *unadjusted* standard errors in table B that appear in the "2 or 98" row. For an estimated total that is less than 50 or within 50 of the total size of the tabulation area, use an *unadjusted* standard error of 16.

An illustration of the use of the tables is given in a later section of this appendix.

**Differences**—The standard errors estimated from these tables are not directly applicable to differences between two sample estimates. In order to estimate the standard error of a difference the tables are to be used somewhat differently in the following three situations:

- a. For the difference between a sample estimate and a complete-count value, use the standard error of the sample estimate.
- b. For the difference between (or sum of) two sample estimates, the appropriate standard error is approximately the square root of the sum of the two individual standard errors squared; that is, for standard errors  $Se_x$  and  $Se_y$  of estimates  $x$  and  $y$ :

$$Se_{(x+y)} = Se_{(x-y)} = \sqrt{(Se_x)^2 + (Se_y)^2}$$

This method, however, will underestimate (overestimate) the standard error if the two items in a sum are highly positively (negatively)

correlated or if the two items in a difference are highly negatively (positively) correlated. This method may also be used for the difference between (or sum of) sample estimates from two censuses or between a census sample and another survey. The standard error for estimates not based on the 1980 census sample must be obtained from an appropriate source outside of this publication.

- c. For the difference between two estimates, one of which is a subclass of the other, use the tables directly where the calculated difference is the estimate of interest.

**Means**—The standard error of a mean depends upon the variability of the distribution on which the mean is based, the size of the sample, the sample design (e.g., the use of households as a sampling unit), and the estimation procedure used.

An approximation to the standard error of the mean may be obtained as follows: compute the variance of the distribution on which the mean is based; multiply this value by five and divide the product by the total count of units in the distribution; obtain the square root of this quotient and multiply the result by the adjustment factor from table C that is appropriate for the characteristic on which the mean is based.

**Medians**—For the standard error of a median of a characteristic, it is necessary to examine the distribution from which the median is derived, as the size of the base and the distribution itself affect the standard error. An approximate method is given here. As the first step, compute one-half of the number on which the median is based (refer to this result as  $N/2$ ). Treat  $N/2$  as if it were an ordinary estimate and obtain its standard error as instructed above using tables A, C, and D. Compute the desired confidence interval about  $N/2$ . Starting with the lowest value of the characteristic, cumulate the frequencies in each category of the characteristic until the sum equals or first exceeds the lower limit of the confidence interval about  $N/2$ . By linear interpolation, obtain a value of the characteristic corresponding to this sum. This is the lower limit of the confidence interval of the median. In a similar manner, cumulate frequencies starting from



the highest value of the characteristic until the sum equals or exceeds the count in excess of the upper limit of the interval about  $N/2$ . Interpolate as before to obtain the upper limit of the confidence interval for the estimated median.

### Confidence Intervals

A sample estimate and its estimated standard error may be used to construct confidence intervals about the estimate. These intervals are ranges that will contain the average value of the estimated characteristic that results over all possible samples, with a known probability. For example, if all possible samples that could result under the 1980 census sample design were independently selected and surveyed under the same conditions, and if the estimate and its estimated standard error were calculated for each of these samples, then:

- (1) Approximately 68 percent of the intervals from one estimated standard error below the estimate to one estimated standard error above the estimate would contain the average result from all possible samples; and
- (2) Approximately 95 percent of the intervals from two estimated standard errors below the estimate to two estimated standard errors above the estimate would contain the average result from all possible samples.

The intervals are referred to as 68 percent and 95 percent confidence intervals, respectively.

The average value of the estimated characteristic that could be derived from all possible samples is or is not contained in any particular computed interval. Thus we cannot make the statement that the average value has a certain probability of falling between the limits of the calculated confidence interval. Rather, one can say with a specified probability or confidence that the calculated confidence interval includes the average estimate from all possible samples (approximately the complete count value).

Confidence intervals may also be constructed for the difference between two sample figures. This is done by computing the difference between these

figures, obtaining the standard error of the difference (using the formula given earlier), and then forming a confidence interval for this estimated difference as above. One can then say with specified confidence that this interval includes the difference that would have been obtained by averaging the results from all possible samples.

The estimated standard errors given in this report do not include all portions of the variability due to nonsampling error that may be present in the data. Thus, the standard errors calculated represent a lower bound of the total error. As a result, confidence intervals formed using these estimated standard errors may not meet the stated levels of confidence (i.e., 68 or 95 percent). Thus, some care must be exercised in the interpretation of the data in this publication based on the estimated standard errors.

For more information on confidence intervals and nonsampling error see any standard sampling theory text.

### Use of Tables to Compute Standard Errors

See appendix D of any 1980 Census of Housing, HC-80-1-B, *Detailed Housing Characteristics* report, for examples showing the computation of standard errors and the formation of confidence intervals.

### ESTIMATION PROCEDURE

The estimates which appear in this publication were obtained from an iterative ratio estimation procedure which resulted in the assignment of a weight to each sample person or housing unit record. For any given tabulation area, a characteristic total was estimated by summing the weights assigned to the persons or housing units in the tabulation area which possessed the characteristic. Estimates of family or household characteristics were based on the weights assigned to the family members designated as householders. Each sample person or housing unit record was assigned exactly one weight to be used to produce estimates of all characteristics. For example, if the weight given to a sample person or housing unit had the value five, all characteristics of that person or housing unit would be tabulated with a weight of

five. The estimation procedure, however, did assign weights which vary from person to person or housing unit to housing unit.

The estimation procedure used to assign the weights was performed in geographically defined "weighting areas." Weighting areas were generally formed of adjoining portions of geography, which closely agreed with census tabulation areas within counties. Weighting areas were required to have a minimum sample of 400 persons. Weighting areas were never allowed to cross state or county boundaries. In small counties with a sample count of less than 400 persons, the minimum required sample condition was relaxed to permit the entire county to become a weighting area.

Within a weighting area, the ratio estimation procedure for persons was performed in three stages. For persons, the first stage employed 17 household type groups. The second stage used two groups: householders and nonhouseholders. The third stage could potentially use 160 age-sex-race-Spanish origin groups. The stages were as follows:

### PERSONS

#### Stage I—Type of Household

| <i>Group</i> | <i>Persons in Housing Units With a Family With Own Children Under 18</i>    |
|--------------|---|
| 1            | 2 persons in housing unit   |
| 2            | 3 persons in housing unit   |
| 3            | 4 persons in housing unit   |
| 4            | 5 to 7 persons in housing unit  |
| 5            | 8 or more persons in housing unit   |
|              | <i>Persons in Housing Units With a Family Without Own Children Under 18</i> |
| 6-10         | 2 persons in housing unit through 8 or more persons in housing unit         |
|              | <i>Persons in All Other Housing Units</i>                                   |
| 11           | 1 person in housing unit  |
| 12-16        | 2 persons in housing unit through 8 or more persons in housing unit         |
| 17           | <i>Persons in group quarters</i>  |

Stage II—Householder/  
Nonhouseholder

| Group |  |
|-------|--|
| 1     | Householder  |
| 2     | Nonhouseholder (including persons in group quarters) |

Stage III—Age/Sex/Race/Spanish  
Origin

| Group   | White Race  |
|---------|---|
|         | <i>Persons of Spanish Origin</i>                          |
|         | <i>Male</i>   |
| 1       | 0 to 4 years of age                                       |
| 2       | 5 to 14 years of age                                      |
| 3       | 15 to 19 years of age                                     |
| 4       | 20 to 24 years of age                                     |
| 5       | 25 to 34 years of age                                     |
| 6       | 35 to 44 years of age                                     |
| 7       | 45 to 64 years of age                                     |
| 8       | 65 years of age or older                                  |
|         | <i>Female</i>   |
| 9-16    | Same age categories as groups 1 to 8                      |
|         | <i>Persons Not of Spanish Origin</i>                      |
| 17-32   | Same age and sex categories as groups 1 to 16             |
|         | <i>Black Race</i>   |
| 33-64   | Same age-sex-Spanish origin categories as groups 1 to 32  |
|         | <i>Asian, Pacific Islander Race</i>                       |
| 65-96   | Same age-sex-Spanish origin categories as groups 1 to 32  |
|         | <i>American Indian, Eskimo, or Aleut Race</i>             |
| 97-128  | Same age-sex-Spanish origin categories as groups 1 to 32  |
|         | <i>Other Race (includes those races not listed above)</i> |
| 129-160 | Same age-sex-Spanish origin categories as groups 1 to 32  |

Within a weighting area, the first step in the estimation procedure was to assign each sample person record an initial weight. This weight was approximately equal to the inverse of the probability of selecting a person for the census sample.

The next step in the estimation procedure was to combine, if necessary, the groups in each of the three stages prior to the repeated ratio estimation in order to increase the reliability of the ratio estimation procedure.

For the first and second stages, any group that did not meet certain criteria concerning the unweighted sample count or the ratio of the complete count to the initially weighted sample count, was combined, or collapsed, with another group in the same stage according to a specified collapsing pattern. At the third stage, the "Other" race category was collapsed with the "White" race category before the above collapsing criteria as well as an additional criterion concerning the number of complete count persons in each category were applied.

As the final step, the initial weights underwent three stages of ratio adjustment which used the groups listed above. At the first stage, the ratio of the complete census count to the sum of the initial weights for each sample person was computed for each stage I group. The initial weight assigned to each person in a group was then multiplied by the stage I group ratio to produce an adjusted weight. In stage II, the stage I adjusted weights were again adjusted by the ratio of the complete census count to the sum of the stage I weights for sample persons in each stage II group. Finally, the stage II weights were adjusted at stage III by the ratio of the complete census count to the sum of the stage II weights for sample persons in each stage III group. The three stages of adjustment were performed twice (two iterations) in the order given above. The weights obtained from the second iteration for stage III were assigned to the sample person records. However, to avoid complications in rounding for tabulated data, only whole number weights were assigned. For example, if the final weight for the persons in a particular group was 7.2, then one-fifth of the sample persons in this group were randomly assigned a weight of 8 and the remaining four-fifths received a weight of 7.

Separate weights were derived for tabulating the place of work and migration data items. The weights were obtained by adjusting the weight derived above for persons on questionnaires selected for coding by the reciprocal of the ED coding rate and a ratio adjustment to ensure that the sum of the weights and the complete count total population figure would agree.

The ratio estimation procedure for

housing units was essentially the same as that for persons. The major difference was that the occupied housing unit ratio estimation procedure was done in two stages and the vacant housing unit ratio estimation procedure was done in one stage. The first stage for occupied housing units employed 16 household-type categories and the second stage could potentially use 190 tenure-race-Spanish origin-value/rent groups. For vacant housing units, three groups were utilized. The stages for the ratio estimation for housing units were as follows:

OCCUPIED HOUSING UNITS

Stage I—Type of Household

| Group | Housing Units With a Family With Own Children Under 18              |
|-------|---|
| 1     | 2 persons in housing unit   |
| 2     | 3 persons in housing unit   |
| 3     | 4 persons in housing unit   |
| 4     | 5 to 7 persons in housing unit                                      |
| 5     | 8 or more persons in housing unit                                   |
|       | <i>Housing Units With a Family Without Own Children Under 18</i>    |
| 6-10  | 2 persons in housing unit through 8 or more persons in housing unit |
|       | <i>All Other Housing Units</i>                                      |
| 11    | 1 person in housing unit  |
| 12-16 | 2 persons in housing unit through 8 or more persons in housing unit |

Stage II—Tenure/Race and Origin of Householder/Value or Rent

| Group | Owner  |
|-------|--|
|       | <i>White Race (householder)</i>                |
|       | <i>Persons of Spanish Origin (householder)</i> |
|       | <i>Value of House</i>                          |
| 1     | \$0 to \$9,999                                 |
| 2     | \$10,000 to \$19,999                           |
| 3     | \$20,000 to \$24,999                           |
| 4     | \$25,000 to \$49,999                           |
| 5     | \$50,000 to \$99,999                           |
| 6     | \$100,000 to \$149,999                         |
| 7     | \$150,000+                                     |
| 8     | Other Owners                                   |
|       | <i>Persons Not of Spanish Origin</i>           |

9-16 Same value categories as groups 1 to 8

17-32 *Black Race*  
Same value—Spanish origin categories as groups 1 to 16

33-48 *Asian, Pacific Islander Race*  
Same value—Spanish origin categories as groups 1 to 16

49-64 *American Indian, Eskimo, or Aleut Race*  
Same value—Spanish origin categories as groups 1 to 16

65-80 *Other Race (includes those races not listed above)*  
Same value—Spanish origin categories as groups 1 to 16

*Renter*  
*White Race*  
*Persons of Spanish Origin Rent Categories*

|    |                |
|----|----------------|
| 81 | \$1 to \$59    |
| 82 | \$60 to \$99   |
| 83 | \$100 to \$149 |
| 84 | \$150 to \$199 |
| 85 | \$200 to \$249 |
| 86 | \$250 to \$299 |
| 87 | \$300 to \$399 |
| 88 | \$400 to \$499 |
| 89 | \$500+         |
| 90 | Other Renter   |
| 91 | No Cash Rent   |

*Persons not of Spanish origin*

92-102 Same rent categories as groups 81 to 91

103-124 *Black Race*  
Same rent—Spanish origin categories as groups 81 to 102

125-146 *Asian, Pacific Islander Race*  
Same rent—Spanish origin categories as groups 81 to 102

147-168 *American Indian, Eskimo, or Aleut Race*  
Same rent—Spanish origin categories as groups 81 to 102

*Other Race (includes those races not listed above)*  
169-190 Same rent—Spanish origin categories as groups 81 to 102

**VACANT HOUSING UNITS**

|              |                        |
|--------------|------------------------|
| <i>Group</i> |                        |
| 1            | <i>Vacant for Rent</i> |
| 2            | <i>Vacant for Sale</i> |
| 3            | <i>Other Vacant</i>    |

The estimates produced by this procedure realize some of the gains in sampling efficiency that would have resulted if the population had been stratified into the ratio estimation groups before sampling, and the sampling rate had been applied independently to each group. The net effect is a reduction in both the standard error and the possible bias of most estimated characteristics to levels below what would have resulted from simply using the initial (unadjusted) weight. A by-product of this estimation procedure is that the estimates from the sample will, for the most part, be consistent with the complete-count figures for the population and housing unit groups used in the estimation procedure.

**CONTROL OF NONSAMPLING ERROR**

As mentioned above, nonsampling error is present in both sample and complete count data. If left unchecked, this error could introduce serious bias into the data, the variability of which could increase dramatically over that which would result purely from sampling. While it is impossible to completely eliminate nonsampling error from an operation as large and complex as the 1980 census, the Bureau of the Census attempted to control the sources of such error during the collection and processing operations. The primary sources of nonsampling error and the programs instituted for control of this error are described below. The success of these programs, however, was contingent upon how well the instructions were actually carried out during the census. To the extent possible, both the effects of these programs and the amount of error remaining after their application will be evaluated.

**Undercoverage**—It is possible for some persons or housing units to be entirely missed by the census. This undercoverage of persons and housing units can introduce biases into the data. Several extensive programs were developed to focus on this important problem.

- The Postal Service reviewed mailing lists and reported housing unit addresses which were missing, undeliverable, or duplicated in the listings.
- The purchased commercial mailing list was updated and corrected by a complete field review of the list of housing units during a prec canvass operation.
- A record check was performed to reduce the undercoverage of individual persons in selected areas. Independent lists of persons, such as driver's license holders, were matched with the household rosters in the census listings. Persons not matched to the census rosters were followed up and added to the census counts if they were found to have been missed.
- A recheck of units initially classified as vacant or nonexistent was utilized to further reduce the undercoverage of persons.

More extensive discussions of programs developed to reduce undercoverage will be published as the analyses of those programs are completed.

**Respondent and Enumerator Error**—The person answering the questionnaire or responding to the questions posed by an enumerator could serve as a source of error by offering incorrect or incomplete information. To reduce this source of error, questions were phrased as clearly as possible based on precensus tests and detailed instructions for completing the questionnaire were provided to each household. In addition, respondents' answers were edited for completeness and consistency and followed up as necessary. For example, if the source of water item was incomplete for a housing unit, long-form field edit procedures would recognize the situation, and a followup attempt to obtain the information would be made.

The enumerator may misinterpret or otherwise incorrectly record information given by a respondent; may fail to collect some of the information for a person or household; or may collect sample data for

households that were not designated as part of the sample. To control these problems, the work of enumerators was carefully monitored. Field staff were prepared for their tasks by using standardized training packages which included experience in using census materials. A sample of the households interviewed by enumerators for nonresponse was reinterviewed to control for the possibility of data for fabricated persons being submitted by enumerators. Also, the estimation procedure was designed to control for biases that would result from the collection of data from households not designated for the sample.

**Processing Error**—The many phases of processing the census represent potential sources for the introduction of nonsampling error. The processing of the census questionnaires includes the field editing, followup, and transmittal of completed questionnaires; the manual coding of write-in responses; and the electronic data processing. The various field, coding and computer operations undergo a number of quality control checks to insure their accurate application.

**Nonresponse**—Nonresponse to particular questions on the census questionnaire allows for the introduction of bias into the data, since the characteristics of the nonrespondents have not been observed and may differ from those reported by respondents. As a result, any allocation procedure using respondent data may not completely reflect this difference either at the element level (individual person or housing unit) or on the average. Some protection against the introduction of large biases is afforded by minimizing

nonresponse. In the census, nonresponse was substantially reduced during the field operations by the various edit and follow-up operations aimed at obtaining a response for every question. Characteristics for the nonresponses remaining after this operation were allocated by the computer using reported data for a person or housing unit with similar characteristics. The allocation procedure is described below.

### EDITING OF UNACCEPTABLE DATA

The objective of the processing operation is to produce a set of statistics that describes the nation's housing as accurately and clearly as possible. To meet this objective, certain unacceptable entries were edited.

In the field, questionnaires were reviewed for omissions and certain inconsistencies by a census clerk or an enumerator and, if necessary, a followup was made to obtain missing information. In addition, a similar review of questionnaires was done in the central processing offices. As a rule, however, editing was performed by hand only when it could not be done effectively by machine.

As one of the first steps in computerized editing, the configuration of marks on the questionnaire was scanned electronically to determine whether it contained information for a person or housing unit or merely spurious marks. If any characteristic for a housing unit was still missing when the questionnaires reached the central processing offices, it was supplied by allocation. Allocation, or assignments of acceptable codes in place of unacceptable entries, were

needed most often when an entry for a given item was lacking or when the information reported for a particular item was inconsistent with another item for the same housing unit. As in previous censuses, allocations or the assignment of acceptable entries were used to replace blanks or unacceptable entries. The allocation procedure was based on using information reported for another housing unit with characteristics similar to those of the housing unit for which allocation was necessary. For example, if the unit was reported as rented but the amount of rent was missing, the computer automatically assigned the rent that was reported for the preceding renter-occupied unit. The assignment of acceptable codes in place of blanks or unacceptable entries is designed to enhance the usefulness of the data.

Specific tolerances were established for the number of computer allocations that would be permitted. If the number of corrections was beyond tolerance, the questionnaires in which the errors occurred were clerically reviewed. If it was found that the errors resulted from damaged questionnaires, from improper microfilming, from faulty reading by FOSDIC of undamaged questionnaires, or from other types of machine failure, the questionnaires were reprocessed.

### ALLOCATION TABLES

The extent of allocations for nonresponses and inconsistencies for individual subject items is given for SMSA's and places in the 1980 Census of Population PC80-1-B and PC80-1-C reports and in the 1980 Census of Housing HC80-1-A and HC80-1-B reports.

# Appendix D.—Accuracy of the Data

## Table A. Unadjusted Standard Errors for Estimated Totals

[Based on a 1-in-6 simple random sample]

| Estimated Total <sup>1/</sup> | Size of publication area <sup>2/</sup> |       |       |       |        |        |        |         |         |         |           |           |            |            |
|-------------------------------|--|-------|-------|-------|--------|--------|--------|---------|---------|---------|-----------|-----------|------------|------------|
|                               | 500                                    | 1 000 | 2 500 | 5 000 | 10 000 | 25 000 | 50 000 | 100 000 | 250 000 | 500 000 | 1 000 000 | 5 000 000 | 10 000 000 | 25 000 000 |
| 50.....                       | 16                                     | 16    | 16    | 16    | 16     | 16     | 16     | 16      | 16      | 16      | 16        | 16        | 16         | 16         |
| 100.....                      | 20                                     | 21    | 22    | 22    | 22     | 22     | 22     | 22      | 22      | 22      | 22        | 22        | 22         | 22         |
| 250.....                      | 25                                     | 30    | 35    | 35    | 35     | 35     | 35     | 35      | 35      | 35      | 35        | 35        | 35         | 35         |
| 500.....                      | -                                      | 35    | 45    | 45    | 50     | 50     | 50     | 50      | 50      | 50      | 50        | 50        | 50         | 50         |
| 1 000.....                    | -                                      | -     | 55    | 65    | 65     | 70     | 70     | 70      | 70      | 70      | 70        | 70        | 70         | 70         |
| 2 500.....                    | -                                      | -     | -     | 80    | 95     | 110    | 110    | 110     | 110     | 110     | 110       | 110       | 110        | 110        |
| 5 000.....                    | -                                      | -     | -     | -     | 110    | 140    | 150    | 150     | 160     | 160     | 160       | 160       | 160        | 160        |
| 10 000.....                   | -                                      | -     | -     | -     | -      | 170    | 200    | 210     | 220     | 220     | 220       | 220       | 220        | 220        |
| 15 000.....                   | -                                      | -     | -     | -     | -      | 170    | 230    | 250     | 270     | 270     | 270       | 270       | 270        | 270        |
| 25 000.....                   | -                                      | -     | -     | -     | -      | -      | 250    | 310     | 340     | 350     | 350       | 350       | 350        | 350        |
| 75 000.....                   | -                                      | -     | -     | -     | -      | -      | -      | 310     | 510     | 570     | 590       | 610       | 610        | 610        |
| 100 000.....                  | -                                      | -     | -     | -     | -      | -      | -      | -       | 550     | 630     | 670       | 700       | 700        | 710        |
| 250 000.....                  | -                                      | -     | -     | -     | -      | -      | -      | -       | -       | 790     | 970       | 1 090     | 1 100      | 1 100      |
| 500 000.....                  | -                                      | -     | -     | -     | -      | -      | -      | -       | -       | -       | 1 120     | 1 500     | 1 540      | 1 570      |
| 1 000 000.....                | -                                      | -     | -     | -     | -      | -      | -      | -       | -       | -       | -         | 2 000     | 2 120      | 2 190      |
| 5 000 000.....                | -                                      | -     | -     | -     | -      | -      | -      | -       | -       | -       | -         | -         | 3 540      | 4 470      |
| 10 000 000.....               | -                                      | -     | -     | -     | -      | -      | -      | -       | -       | -       | -         | -         | -          | 5 480      |

<sup>1/</sup> For estimated totals larger than 10 000 000, the standard error is somewhat larger than the table values. The formula given below should be used to calculate the standard error.

$$Se (\hat{Y}) = \sqrt{5\hat{Y} \left(1 - \frac{\hat{Y}}{N}\right)}$$

N = Size of area

$\hat{Y}$  = Estimate of characteristic total

<sup>2/</sup> The total count of housing units in the area.

## Table B. Unadjusted Standard Error in Percentage Points for Estimated Percentages

[Based on a 1-in-6 simple random sample]

| Estimated Percentage | Base of percentage <sup>1/</sup> |     |       |       |       |       |       |        |        |        |         |         |         |  |
|----------------------|----------------------------------|-----|-------|-------|-------|-------|-------|--------|--------|--------|---------|---------|---------|--|
|                      | 500                              | 750 | 1 000 | 1 500 | 2 500 | 5 000 | 7 500 | 10 000 | 25 000 | 50 000 | 100 000 | 250 000 | 500 000 |  |
| 2 or 98.....         | 1.4                              | 1.1 | 1.0   | 0.8   | 0.6   | 0.4   | 0.4   | 0.3    | 0.2    | 0.1    | 0.1     | 0.1     | 0.1     |  |
| 5 or 95.....         | 2.2                              | 1.8 | 1.5   | 1.3   | 1.0   | 0.7   | 0.6   | 0.5    | 0.3    | 0.2    | 0.2     | 0.1     | 0.1     |  |
| 10 or 90.....        | 3.0                              | 2.4 | 2.1   | 1.7   | 1.3   | 0.9   | 0.8   | 0.7    | 0.4    | 0.3    | 0.2     | 0.1     | 0.1     |  |
| 15 or 85.....        | 3.6                              | 2.9 | 2.5   | 2.1   | 1.6   | 1.1   | 0.9   | 0.8    | 0.5    | 0.4    | 0.3     | 0.2     | 0.1     |  |
| 20 or 80.....        | 4.0                              | 3.3 | 2.8   | 2.3   | 1.8   | 1.3   | 1.0   | 0.9    | 0.6    | 0.4    | 0.3     | 0.2     | 0.1     |  |
| 25 or 75.....        | 4.3                              | 3.5 | 3.1   | 2.5   | 1.9   | 1.4   | 1.1   | 1.0    | 0.6    | 0.4    | 0.3     | 0.2     | 0.1     |  |
| 30 or 70.....        | 4.6                              | 3.7 | 3.2   | 2.6   | 2.0   | 1.4   | 1.2   | 1.0    | 0.6    | 0.5    | 0.3     | 0.2     | 0.1     |  |
| 35 or 65.....        | 4.8                              | 3.9 | 3.4   | 2.8   | 2.1   | 1.5   | 1.2   | 1.1    | 0.7    | 0.5    | 0.3     | 0.2     | 0.2     |  |
| 50.....              | 5.0                              | 4.1 | 3.5   | 2.9   | 2.2   | 1.6   | 1.3   | 1.1    | 0.7    | 0.5    | 0.4     | 0.2     | 0.2     |  |

<sup>1/</sup> For a percentage and/or base of percentage not shown in the table, the formula given below may be used to calculate the standard error.

$$Se (\hat{p}) = \sqrt{\frac{5}{B} \hat{p}(100-\hat{p})}$$

B = Base of estimated percentage

$\hat{p}$  = Estimated percentage

Table C. Standard Error Adjustment Factors

(Percent of persons or housing units in sample)

| Characteristic   | Less than<br>19 Percent | 19 to 33<br>Percent | More than<br>33 Percent |
|--|-------------------------|---------------------|-------------------------|
| Household type.....  | 1.1                     | 1.0                 | 0.5                     |
| Age and sex of householder.....  | 1.0                     | 1.0                 | 0.5                     |
| Occupancy status.....  | 1.1                     | 1.0                 | 0.5                     |
| Vacant price asked and vacant rent asked..   | 1.1                     | 1.0                 | 0.5                     |
| Tenure.....  | 1.1                     | 0.9                 | 0.5                     |
| Units in structure.....  | 1.1                     | 1.0                 | 0.5                     |
| Stories in structure.....  | 0.9                     | 0.7                 | 0.4                     |
| Passenger elevator.....  | 0.8                     | 0.4                 | 0.4                     |
| Persons in unit.....   | 1.1                     | 0.9                 | 0.5                     |
| Year structure built.....  | 1.0                     | 0.9                 | 0.5                     |
| Year householder moved into<br>housing unit.....   | 1.1                     | 0.9                 | 0.5                     |
| Heating equipment and fuel.....  | 1.2                     | 1.0                 | 0.5                     |
| Number of bedrooms.....  | 1.1                     | 1.0                 | 0.5                     |
| Rooms.....   | 1.1                     | 1.0                 | 0.5                     |
| Telephone in housing unit.....   | 1.1                     | 0.9                 | 0.5                     |
| Air conditioning.....  | 1.1                     | 1.1                 | 0.7                     |
| Vehicles available.....  | 1.1                     | 0.9                 | 0.5                     |
| Gross rent and contract rent.....  | 1.1                     | 0.9                 | 0.5                     |
| Gross rent as a percentage of household<br>income in 1979.....                                 | 1.1                     | 0.9                 | 0.5                     |
| Mortgage status and selected<br>monthly owner costs.....                                       | 1.1                     | 0.9                 | 0.5                     |
| Household income.....  | 1.1                     | 0.9                 | 0.5                     |
| Poverty status: Housing.....   | 1.1                     | 0.9                 | 0.5                     |
| Existence of complete plumbing for<br>exclusive use with 1.01 persons per<br>room or more..... | 1.1                     | 1.0                 | 0.5                     |
| Value.....   | 1.0                     | 1.0                 | 0.5                     |

Table D. **Percent of Housing Units in Sample: 1980**

[For meaning of symbols, see Introduction. For definitions of terms, see appendixes A and B]

**The State  
Inside SMSA's  
Central Cities of SMSA's**

| Housing units     |                   |
|-------------------|-------------------|
| 100-percent count | Percent in sample |
| 1 194 253         | 18.1              |
| 934 686           | 16.4              |
| 432 574           | 15.4              |

The State .....  
 Inside SMSA's .....  
 Central cities .....





## Appendix E.—Facsimiles of Respondent Instructions and Questionnaire Pages

### INSTRUCTIONS FOR QUESTIONS 1 THROUGH 10

1. List in question 1 (on page 1), the names of all the people who usually live here. Then turn to pages 2 and 3 where there are columns to list up to seven persons. In the first column print the name of one of the household members in whose name this home is owned or rented. If no household member owns or rents the living quarters, list in the first column any adult household member who is not a roomer, boarder, or paid employee. Print the names of the other household members, if any, in the columns which follow, using question 1 as a checklist.
2. Fill a circle to show how each person is related to the person in column 1.  
  
A stepchild or legally adopted child of the person in column 1 should be marked *Son/daughter*. Foster children or wards living in the household should be marked *Roomer, boarder*.
3. Be sure to fill a circle for the sex of each person.
4. Fill the circle for the category with which the person most closely identifies. If you fill the *Indian (American)* or *Other* circle, be sure to print the name of the specific Indian tribe or specific group.
5. Enter age at last birthday in the space provided (enter "0" for babies less than one year old). Also enter month and year of birth, and fill the appropriate circles. For an illustration of how to complete question 5, see the example on pages 4 and 5. If age or month or year of birth is not known, give your best estimate.
6. If the person's only marriage was annulled, mark *Never married*.
7. A person is of Spanish/Hispanic origin or descent if the person *identifies* his or her ancestry with one of the listed groups, that is, Mexican, Puerto Rican, etc. Origin or descent (ancestry) may be viewed as the nationality group, the lineage, or country in which the person or the person's parents or ancestors were born.
8. Do not count enrollment in a trade or business school, company training, or tutoring unless the course would be accepted for credit at a regular elementary school, high school, or college. A *public* school is any school or college which is controlled and supported primarily by a local, county, State, or Federal Government.
9. Fill only one circle. Mark the highest grade *ever* attended even if the person did not finish it. If the person is still in school, mark the grade in which now enrolled. Schooling received in foreign or ungraded schools should be reported as the equivalent grade or year in the regular American school system. If uncertain whether a Head Start program is for nursery school or kindergarten, mark the circle for *Nursery school*.

If the person skipped or repeated grades, mark the highest grade ever attended regardless of how long it took to get there. Persons who did not attend any college but who completed high school by finishing the 12th grade or by passing an equivalency test, such as the

General Educational Development (GED) examination, should fill the circle for the 12th grade.

10. Mark *Finished this grade (or year)* only if the person finished the *entire* grade or year marked in question 9 or if the highest grade was completed by passing a high school equivalency test.

### INSTRUCTIONS FOR QUESTIONS H4 THROUGH H12

- H4. Mark only one circle. *This address* means the house or building number where your living quarters are located.
- H5. Mark the second circle only if you *must* go through someone else's living quarters to get to your own.
- H6. Consider that you have hot water even if you have it only part of the time.  
  
Mark *Yes, but also used by another household* if someone else who lives in the same building, but is not a member of your household, also uses the facilities. Mark this circle also if the occupants of living quarters now vacant would also use the facilities in your living quarters.
- H7. Count only whole rooms used for living purposes, such as living rooms, dining rooms, kitchens, bedrooms, finished recreation rooms, family rooms, etc. Do not count bathrooms, kitchenettes, strip or pullman kitchens, utility rooms, or unfinished attics, unfinished basements, or other space used for storage.
- H8. Mark *Owned or being bought* if the living quarters are owned outright or are mortgaged. Also mark *Owned or being bought* if the living quarters are owned but the land is rented.  
  
Mark *Rented for cash rent* if any money rent is paid. Rent may be paid by persons who are not members of your household.  
  
*Occupied without payment of cash rent* includes, for example, a parsonage, military housing, a house or apartment provided free of rent by the owner, or a house or apartment occupied by a janitor or caretaker in exchange for services.
- H9. A *condominium* is housing in which the apartments or houses in a development are individually owned, but the common areas, such as lobbies, halls, etc., are jointly owned. The person owning a condominium very likely has a mortgage on the particular unit.
- H10b. A *commercial establishment* is easily recognized from the outside, for example, a grocery store or barber shop. A *medical office* is a doctor's or dentist's office regularly visited by patients.

- H11. Include the value of the house, the land it is on, and any other structures on the same property. If the house is owned but the land is rented, estimate the combined value of the house and the

land. If this is a condominium unit, enter the estimated value for your living quarters and your share of the common elements.

H12. Report the rent agreed to or contracted for, even if the rent is unpaid or paid by someone else.

If rent is not paid by the month, change the rent to a monthly amount; and then fill the appropriate circle in question H12.

| If rent is paid: | Multiply rent by: |
|------------------|-------------------|
| By the day       | 30                |
| By the week      | 4                 |
| Every other week | 2                 |

| If rent is paid: | Divide rent by: |
|------------------|-----------------|
| 4 times a year   | 3               |
| 2 times a year   | 6               |
| Once a year      | 12              |

### INSTRUCTIONS FOR QUESTIONS H13 THROUGH H20

H13. Mark only one circle.

*Detached* means there is open space on all sides, or the house is joined only to a shed or garage. *Attached* means that the house is joined to another house or building by at least one wall which goes from ground to roof.

Mark **A** one-family house detached from any other house when a mobile home or trailer has had one or more rooms added or built onto it; a porch or shed is not considered a room.

Count all occupied and vacant living quarters in the house or building, but not stores or office space.

H14a. Do not count unfinished basements or unfinished attics. However, a basement or attic with finished room(s) for living purposes should be counted as a story.

H15a. A *city or suburban* lot is usually located in a city, a community, or any built-up area outside a city or community, and is not larger than the house and yard. All living quarters in apartment buildings, including garden-type apartments in the city or suburbs, are considered on a city or suburban lot.

A *place* is a farm, ranch, or any other property, other than a city or suburban lot, on which this *residence* is located.

H16. If a well provides water for six or more houses or apartments, mark **A** public system. If a well provides water for five or fewer houses or apartments, mark one of the categories for *individual well*.

*Drilled wells*, or small diameter wells, are usually less than 1½ feet in diameter. *Dug wells* are generally hand dug and are wider.

H17. A *public sewer* is operated by a government body or a private organization. A *septic tank or cesspool* is an underground tank or pit used for disposal of sewage.

H19. The term *person in column 1* refers to the person listed in the first column on page 2. This person should be the household member (or one of the members) in whose name the house is owned or rented. If there is no such person, any adult household member can be the person in column 1. Mark when this person last moved into *this* house or apartment.

H20. This question refers to the type of *heating equipment* and not to the fuel used.

An *electric heat pump* is sometimes known as a reverse cycle

system. It may be centrally installed with ducts to the rooms or individual heat pumps in the rooms.

A *floor, wall, or pipeless furnace* delivers warm air to the room right above the furnace or to the room(s) on one or both sides of the wall in which the furnace is installed and does not have ducts leading to other rooms.

Any heater that you plug into an electric outlet should be counted as a *portable room heater*.

### INSTRUCTIONS FOR QUESTIONS H21 THROUGH H32

H21. *Gas from underground pipes* is piped in from a central system such as one operated by a public utility company or a municipal government. *Bottled, tank, or LP gas* is stored in tanks which are refilled or exchanged when empty. *Other fuel* includes any fuel not separately listed, for example, purchased steam, fuel briquettes, waste material, etc.

H22. If your living quarters are rented, enter the costs for utilities and fuels only if you pay for them in addition to the rent entered in H12. If already included in rent, fill the appropriate circle.

The amounts to be reported should be for the past 12 months, that is, for electricity and gas, the monthly *average* for the past 12 months; for water and other fuels, the *total* amount for the past 12 months.

Estimate as closely as possible when exact costs are not known.

Report amounts even if your bills are unpaid or paid by someone else. If the bills include utilities or fuel used also by another apartment or a business establishment, estimate the amounts for your own living quarters. If gas and electricity are billed together, enter the combined amount on the electricity line and bracket ( { ) the two utilities.

H23. The kitchen sink, stove, and refrigerator must be located in the building but do *not* have to be in the same room. Portable cooking equipment is not considered as a range or cook stove.

H26. Answer *Yes only* if the telephone is located *in* your living quarters.

H27. Count only equipment used to cool the air by means of a refrigeration unit.

H28—H29. Count company cars (including police cars and taxicabs) and company trucks that are regularly kept at home and used by household members. Do *not* count cars or trucks permanently out of working order.

H30—H32. *Do not answer these questions if you live in a cooperative, regardless of the number of units in the structure.*

H30. Report taxes for all taxing jurisdictions even if they are included in mortgage payment, not paid yet, paid by someone else, or are delinquent.

H31. When premiums are paid on other than a yearly basis, convert to a yearly basis and enter the yearly amount, even if no payment was made during the past 12 months.

H32a. The word "mortgage" is used as a general term to indicate all types of loans which are secured by real estate.

- b. A second or junior mortgage is also secured by real estate but has been made by the homeowner in addition to the first mortgage.
- c. Enter a monthly amount even if it is unpaid or paid by someone else. If the amount is paid on some other periodic basis, see instructions for H12 to change it to a monthly amount.

**INSTRUCTIONS FOR QUESTIONS 11 THROUGH 14**

11. *For persons born in the United States:*  
Print the name of the State in which this person's mother was living when this person was born. For persons born in a hospital, do not give the State in which the hospital was located unless the hospital and the mother's home were in the same State or the location of the mother's home is not known. For example, if a person was born in a hospital in Washington, D.C., but the mother's home was in Virginia at the time of the person's birth, enter "Virginia."

*For persons born outside the United States:*  
Print the full name of the foreign country or Puerto Rico, Guam, etc., where the person was born. Use international boundaries as now recognized by the United States. Specify whether Northern Ireland or Ireland (Eire); East or West Germany; England, Scotland or Wales (*not* Great Britain or United Kingdom). Specify the particular island in the Caribbean, *not*, for example, West Indies.

12. This question is only for persons born in a foreign country. Fill the Yes, a naturalized citizen circle only if the person has *completed* the naturalization process and is now a citizen.

If the person has entered the U.S. more than once, fill the circle for the year he or she came to stay permanently.

- 13a. Mark No, only speaks English if the person always speaks English at home; then skip to question 14.

Mark Yes if the person speaks a language other than English at home. Do *not* mark Yes for a language spoken only at school or if speaking ability is limited to a few expressions or slang.

- b. Print the non-English language spoken at home. If this person speaks two or more non-English languages at home and cannot determine which is spoken most often, report the first language the person learned to speak.
- c. Fill the circle that best describes the person's ability to speak English.
  - (1) The circle Very well should be filled for persons who have no difficulty speaking English.
  - (2) The circle Well should be filled for persons who have only minor problems which do not seriously limit their ability to speak English.
  - (3) The circle Not well should be filled for persons who are seriously limited in their ability to speak English.
  - (4) The circle Not at all should be filled for persons who do not speak English at all.

14. Print the ancestry group with which the person identifies. Ancestry (or origin or descent) may be viewed as the nationality group, the lineage, or the country in which the person or the person's parents or ancestors were born before their arrival in the United States. Persons who are of more than one origin and who cannot identify with a single group should print their multiple ancestry (for example, German-Irish).

Be specific; for example, if ancestry is "Indian," specify whether American Indian, Asian Indian, or West Indian. Distinguish Cape Verdean from Portuguese, and French Canadian from Canadian.

A religious group should not be reported as a person's ancestry.

**INSTRUCTIONS FOR QUESTIONS 15 THROUGH 20**

- 15a. Mark Yes, this house if this person lived in this same house or apartment on April 1, 1975, but moved away and came back between then and now. Mark No, different house if this person lived in the same building but in a different apartment (or in the same mobile home or trailer but on a different trailer site).

- b. If this person lived in a different house or apartment on April 1, 1975, give the location of this person's usual home at that time.

Part (1) If the person was living in the United States on April 1, 1975, print the name of the State. If the person did *not* live in the United States on April 1, 1975, print the full name of the foreign country or Puerto Rico, Guam, etc.

Part (2) If in Louisiana, print the parish name. If in Alaska, print the borough name. If in New York City — print the borough name if the county name is not known. If an independent city, leave blank.

Part (3) If in Connecticut, Maine, Massachusetts, New Hampshire, Rhode Island or Vermont, print the name of the town rather than the name of the village or city, unless the name of the town is unknown.

Part (4) Mark Yes if you know that the location is *now* inside the limits of a city, town, village or other incorporated place, even if it was not inside the limits on April 1, 1975.

- 17a. Mark Yes only if this person was on active duty in the U.S. Army, Navy, Air Force, Marine Corps, or Coast Guard. Mark No if the person was in the National Guard or the reserves.

- b. Mark Yes if the person was attending a college or university either full or part time and was enrolled for credit toward a degree. Mark No if the person was taking only non-credit courses or was attending a vocational or trade school, such as secretarial school.

- c. Mark Yes, full time if the person worked full time (35 hours or more per week). Mark Yes, part time if the person worked part time (less than 35 hours per week). Mark No if the person only did unpaid volunteer work, housework or yard work at own home, or if the only work done was as a resident of an institution.

- 18a. Mark Yes if this person was ever on active duty in the U.S. Army, Navy, Air Force, Marine Corps, or Coast Guard, even if the time served was short. For persons in the National Guard or military reserve units, mark Yes *only* if the person was ever called to active duty; mark No if the only service was active duty for training.

- b. If this person served during more than one period, fill all circles which apply, even if service was for a short time.

19. The term "health condition" refers to any physical or mental problem which has lasted for 6 or more months. A serious problem with seeing, hearing, or speech should be considered a health condition. Pregnancy or a temporary health problem such as a broken bone that is expected to heal normally should *not* be considered a health condition.

20. Count all children born alive, including any who have died (even shortly after birth) or who no longer live with her.

**INSTRUCTIONS FOR QUESTIONS 21 THROUGH 26**

- 21. If the exact date of marriage is not known, give your best estimate.
- 22a. Mark **Yes** if the person worked, either full or part time, on any day of last week (Sunday through Saturday).

Count as work:

Work for someone else for wages, salary, piece rate, commission, tips, or payments "in kind" (for example, food, lodging received as payment for work performed).

Work in own business, professional practice, or farm.

Any work in a family business or farm, paid or not.

Any part-time work including babysitting, paper routes, etc.

Active duty in Armed Forces.

Do not count as work:

Housework or yard work at home.

Unpaid volunteer work.

Work done as a resident of an institution.

- b. Give the *actual* number of hours worked at *all jobs last week*, even if that was more or fewer hours than usually worked.
- 23. If the person worked at several locations, but reported to the same location each day to begin work, print where he or she reported. If the person did not report to the same location each day to begin work, print the words "various locations" for 23a, and give as much information as possible in the remainder of 23 to identify the area in which he or she worked *most* last week.

If the person's employer operates in more than one location (such as a grocery store chain or public school system), give the exact address of the location or branch where the person worked.

If the person worked in a foreign country or Puerto Rico, Guam, etc., print the name of the country in 23e and leave the other parts of 23 blank.

- 24a. Travel time is from door to door. Include time taken waiting for public transportation, picking up passengers in carpools, etc.
- b. Mark **Worked at home** for a person who works on a farm where he or she lives, or in an office or shop in the person's home.
- c. If the person was driven to work by someone who then drove back home or to a non-work destination, mark **Drive alone**.
- d. Do not include riders who rode to school or some other non-work destination.
- 25. If the person works only during certain seasons or on a day-to-day basis when work is available, mark **No**.

- 26a. Mark **Yes** if the person tried to get a job or to start a business or professional practice at any time in the last *four* weeks; for example, registered at an employment office, went to a job interview, placed or answered ads, or did anything toward starting a business or professional practice.

- b. Mark **No, already has a job** if the person was on layoff or was expecting to report to a job within 30 days.

Mark **No, temporarily ill** if the person expects to be able to work within 30 days.

Mark **No, other reasons** if the person could not have taken a job because he or she was going to school, taking care of children, etc.

**INSTRUCTIONS FOR QUESTIONS 27 THROUGH 29**

- 27. Look at the instructions for 22a to see what to count as work. Mark **Never worked** if the person: (1) never worked at any kind of job or business, either full or part time, (2) never did any work, with or without pay, in a family business or farm *and* (3) never served in the Armed Forces.

- 28a. If the person worked for a company, business, or government agency, print the name of the company, not the name of the person's supervisor. If the person worked for an individual or a business that has no company name, print the name of the individual worked for. If the person worked in his or her own business, print "self-employed."

- b. Print two or more words to tell what the business, industry, or individual employer named in 28a does. If there is more than one activity, describe only the major activity *at the place where the person works*. Enter what is made, what is sold, or what service is given.

Some examples of what is needed to make an answer acceptable are shown on the census form and here.

Unacceptable

Acceptable

Furniture company

Metal furniture manufacturing

Grocery store

Wholesale grocery store

Oil company

Retail gas station

Ranch

Cattle ranch

- c. Mark **Manufacturing** if the factory, plant, mill, etc., mostly makes things, even if it also sells them.

Mark **Wholesale trade** if the business mostly sells things to stores or other companies.

Mark **Retail trade** if the business mostly sells things (not services) to individuals.

Mark **Other** if the main activity of the employer is not making or selling things. Some examples of **Other** are farming, construction, and services such as those provided by hotels, dry cleaners, repair shops, schools, and banks.

- 29a. Print two or more words to describe the kind of work the person does. If the person is a trainee, apprentice, or helper, include that in the description.

Some examples of what is needed to make an answer acceptable are shown on the census form and here.

Unacceptable

Acceptable

Clerk

Production clerk

Helper

Carpenter's helper

Mechanic

Auto engine mechanic

Nurse

Registered nurse

- b. Print the most important things that the person does on the job. Some examples are shown on the census form.

INSTRUCTIONS FOR QUESTIONS 30 THROUGH 33

30. If the person was an employee of a *private* nonprofit organization, such as a church, fill the first circle:

Mark Local government employee for a teacher working in an elementary or secondary public school.

- 31a. Look at the instructions for question 22a to see what to count as work.

b. Count every week in which the person did any work at all, even for an hour.

c. If the hours worked each week varied considerably, give the best estimate of the hours usually worked most weeks.

d. Count every week in which the person did not work at all, but spent any time looking for work or on layoff from a job. *Looking for work* means trying to get a job or start a business or professional practice; *layoff* includes either temporary or indefinite layoff.

32. Fill the Yes or No circle for each part and enter the appropriate amount. If income from any source was received jointly by household members, report if possible, the appropriate share for each person; otherwise, report the whole amount for only one person and mark No for the other person, unless the other person has additional income of the same type.

a. Include sick leave pay. Do not include reimbursement for business

expenses and pay "in kind," (for example, food, lodging received as payment for work performed).

b. Include net earnings (gross earnings minus business expenses) from a nonfarm business. If business lost money, write "Loss" above the amount.

c. Include net earnings (gross receipts minus operating expenses) from a farm. If farm lost money, write "Loss" above the amount.

d. Include interest and dividends credited to the person's account (for example, from savings accounts and stock shares), net royalties, and net income from rental property.

e. Include Social Security or Railroad Retirement payments to retired persons, to dependents of deceased insured workers and to disabled workers.

f. Include public assistance or welfare payments received from Federal, State, or local agencies. Do not include private welfare payments.

g. Include all other regular payments, such as government employee retirement, union or private pensions and annuities; unemployment benefits; worker's compensation; Armed Forces allotments; private welfare payments; regular contributions from persons not living in the household; etc.

Do not include lump-sum payments received from the sale of property (capital gains), insurance policies, inheritances, etc.

33. If no income was received in 1979, fill the None circle. If total income was a loss, write "Loss" above the amount.

Please fill out this  
official Census Form  
and mail it back on  
Census Day,  
Tuesday, April 1, 1980

# 1980 Census of the United States

If the address shown below has the wrong apartment identification, please write the correct apartment number or location here:

|    |    |    |    |    |    |
|----|----|----|----|----|----|
|    |    |    |    |    |    |
|    |    |    |    |    |    |
|    |    |    |    |    |    |
|    |    |    |    |    |    |
| DO | A1 | A2 | A4 | A5 | A6 |
|    |    |    |    | L  |    |
|    |    |    |    |    |    |

A message from the Director,  
Bureau of the Census . . .

We must, from time to time, take stock of ourselves as a people if our Nation is to meet successfully the many national and local challenges we face. This is the purpose of the 1980 census.

The essential need for a population census was recognized almost 200 years ago when our Constitution was written. As provided by article I, the first census was conducted in 1790 and one has been taken every 10 years since then.

The law under which the census is taken protects the confidentiality of your answers. For the next 72 years — or until April 1, 2052 — only sworn census workers have access to the individual records, and no one else may see them.

Your answers, when combined with the answers from other people, will provide the statistical figures needed by public and private groups, schools, business and industry, and Federal, State, and local governments across the country. These figures will help all sectors of American society understand how our population and housing are changing. In this way, we can deal more effectively with today's problems and work toward a better future for all of us.

The census is a vitally important national activity. Please do your part by filling out this census form accurately and completely. If you mail it back promptly in the enclosed postage-paid envelope, it will save the expense and inconvenience of a census taker having to visit you.

Thank you for your cooperation.

## Your answers are confidential

By law (title 13, U.S. Code), census employees are subject to fine and/or imprisonment for any disclosure of your answers. Only after 72 years does your information become available to other government agencies or the public. The same law requires that you answer the questions to the best of your knowledge.

## Para personas de habla hispana

(For Spanish-speaking persons):  
SI USTED DESEA UN CUESTIONARIO DEL CENSO EN ESPAÑOL llame a la oficina del censo. El número de teléfono se encuentra en el encasillado de la dirección.

O, si prefiere, marque esta casilla  y devuelva el cuestionario por correo en el sobre que se le incluye.

# How to fill out your Census Form

**See** the filled-out example in the yellow instruction guide. This guide will help with any problems you may have.

If you need more help, call the Census Office. The telephone number of the local office is shown at the bottom of the address box on the front cover.

**Use** a black pencil to answer the questions. Black pencil is better to use than ballpoint or other pens.

Fill circles "O" completely, like this: ●

When you write in an answer, print or write clearly.

**Make** sure that answers are provided for everyone here.

See page 4 of the guide if a roomer or someone else in the household does not want to give you all the information for the form.

**Answer** the questions on pages 1 through 5, and then starting with pages 6 and 7, fill a pair of pages for each person in the household.

Check your answers. Then write your name, the date, and telephone number on page 20.

**Mail** back this form on Tuesday, April 1, or as soon afterward as you can. Use the enclosed envelope; no stamp is needed.

**Please** start by answering Question 1 below.

## Question 1

### List in Question 1

- Family members living here, including babies still in the hospital
- Relatives living here
- Lodgers or boarders living here
- Other persons living here
- College students who stay here while attending college, even if their parents live elsewhere
- Persons who usually live here but are temporarily away (including children in boarding school below the college level)
- Persons with a home elsewhere but who stay here most of the week while working

### Do Not List in Question 1

- Any person away from here in the Armed Forces.
- Any college student who stays somewhere else while attending college.
- Any person who usually stays somewhere else most of the week while working there.
- Any person away from here in an institution such as a home for the aged or mental hospital.
- Any person staying or visiting here who has a usual home elsewhere.

**1. What is the name of each person who was living here on Tuesday, April 1, 1980, or who was staying or visiting here and had no other home?**

---

---

---

---

---

---

---

---

---

---

---

---

---

---

---

---

---

---

---

---

---

---

---

---

**Note**

If everyone here is staying only temporarily and has a usual home elsewhere, please mark this box .

Then please:

- answer the questions on pages 2 through 5 only, and
- enter the address of your usual home on page 20.

**Please continue** →

| Here are the QUESTIONS<br>↓  | These are the columns for ANSWERS<br>Please fill one column for each person listed in Question 1. | PERSON in column 1  |                | PERSON in column 2  |                |
|--|---|---|----------------|---|----------------|
|  |   | Last name   | Middle initial | Last name   | Middle initial |
| 2. How is this person related to the person in column 1?<br><i>Fill one circle.</i><br><br><i>If "Other relative" of person in column 1, give exact relationship, such as mother-in-law, niece, grandson, etc.</i>                                   |   | <i>START in this column with the household member (or one of the members) in whose name the home is owned or rented. If there is no such person, start in this column with any adult household member.</i>  |                | If relative of person in column 1:<br><input type="radio"/> Husband/wife <input type="radio"/> Father/mother<br><input type="radio"/> Son/daughter <input type="radio"/> Other relative<br><input type="radio"/> Brother/sister<br><br>If not related to person in column 1:<br><input type="radio"/> Roomer, boarder <input type="radio"/> Other nonrelative<br><input type="radio"/> Partner, roommate<br><input type="radio"/> Paid employee   |                |
| 3. Sex <i>Fill one circle.</i>   |   | <input type="radio"/> Male <input checked="" type="checkbox"/> <input type="radio"/> Female   |                | <input type="radio"/> Male <input checked="" type="checkbox"/> <input type="radio"/> Female   |                |
| 4. Is this person —<br><i>Fill one circle.</i>   |   | <input type="radio"/> White <input type="radio"/> Asian Indian<br><input type="radio"/> Black or Negro <input type="radio"/> Hawaiian<br><input type="radio"/> Japanese <input type="radio"/> Guamanian<br><input type="radio"/> Chinese <input type="radio"/> Samoan<br><input type="radio"/> Filipino <input type="radio"/> Eskimo<br><input type="radio"/> Korean <input type="radio"/> Aleut<br><input type="radio"/> Vietnamese <input type="radio"/> Other — <i>Specify</i><br><i>Print tribe</i> |                | <input type="radio"/> White <input type="radio"/> Asian Indian<br><input type="radio"/> Black or Negro <input type="radio"/> Hawaiian<br><input type="radio"/> Japanese <input type="radio"/> Guamanian<br><input type="radio"/> Chinese <input type="radio"/> Samoan<br><input type="radio"/> Filipino <input type="radio"/> Eskimo<br><input type="radio"/> Korean <input type="radio"/> Aleut<br><input type="radio"/> Vietnamese <input type="radio"/> Other — <i>Specify</i><br><i>Print tribe</i> |                |
| 5. Age, and month and year of birth<br><i>a. Print age at last birthday.</i><br><i>b. Print month and fill one circle.</i><br><i>c. Print year in the spaces, and fill one circle below each number.</i>   |   | <b>a. Age at last birthday</b><br>[ ]<br><b>b. Month of birth</b><br>[ ]<br><input type="radio"/> Jan.—Mar. <input checked="" type="checkbox"/><br><input type="radio"/> Apr.—June<br><input type="radio"/> July—Sept.<br><input type="radio"/> Oct.—Dec.   |                | <b>a. Age at last birthday</b><br>[ ]<br><b>b. Month of birth</b><br>[ ]<br><input type="radio"/> Jan.—Mar. <input checked="" type="checkbox"/><br><input type="radio"/> Apr.—June<br><input type="radio"/> July—Sept.<br><input type="radio"/> Oct.—Dec.   |                |
| 6. Marital status<br><i>Fill one circle.</i>   |   | <input type="radio"/> Now married <input type="radio"/> Separated<br><input type="radio"/> Widowed <input type="radio"/> Never married<br><input type="radio"/> Divorced  |                | <input type="radio"/> Now married <input type="radio"/> Separated<br><input type="radio"/> Widowed <input type="radio"/> Never married<br><input type="radio"/> Divorced  |                |
| 7. Is this person of Spanish/Hispanic origin or descent?<br><i>Fill one circle.</i>  |   | <input type="radio"/> No (not Spanish/Hispanic)<br><input type="radio"/> Yes, Mexican, Mexican-Amer., Chicano<br><input type="radio"/> Yes, Puerto Rican <input checked="" type="checkbox"/><br><input type="radio"/> Yes, Cuban<br><input type="radio"/> Yes, other Spanish/Hispanic   |                | <input type="radio"/> No (not Spanish/Hispanic)<br><input type="radio"/> Yes, Mexican, Mexican-Amer., Chicano<br><input type="radio"/> Yes, Puerto Rican <input checked="" type="checkbox"/><br><input type="radio"/> Yes, Cuban<br><input type="radio"/> Yes, other Spanish/Hispanic   |                |
| 8. Since February 1, 1980, has this person attended regular school or college at any time? <i>Fill one circle. Count nursery school, kindergarten, elementary school, and schooling which leads to a high school diploma or college degree.</i>      |   | <input type="radio"/> No, has not attended since February 1<br><input type="radio"/> Yes, public school, public college<br><input type="radio"/> Yes, private, church-related<br><input type="radio"/> Yes, private, not church-related   |                | <input type="radio"/> No, has not attended since February 1<br><input type="radio"/> Yes, public school, public college<br><input type="radio"/> Yes, private, church-related<br><input type="radio"/> Yes, private, not church-related   |                |
| 9. What is the highest grade (or year) of regular school this person has ever attended?<br><i>Fill one circle.</i><br><br><i>If now attending school, mark grade person is in. If high school was finished by equivalency test (GED), mark "12."</i> |   | <b>Highest grade attended:</b><br><input type="radio"/> Nursery school <input type="radio"/> Kindergarten<br>Elementary through high school (grade or year)<br>1 2 3 4 5 6 7 8 9 10 11 12<br>○ ○ ○ ○ ○ ○ ○ ○ ○ ○ ○ ○ ○ ○<br>College (academic year) <input checked="" type="checkbox"/><br>1 2 3 4 5 6 7 8 or more<br>○ ○ ○ ○ ○ ○ ○ ○ ○ ○ ○ ○ ○ ○<br><input type="radio"/> Never attended school — Skip question 10   |                | <b>Highest grade attended:</b><br><input type="radio"/> Nursery school <input type="radio"/> Kindergarten<br>Elementary through high school (grade or year)<br>1 2 3 4 5 6 7 8 9 10 11 12<br>○ ○ ○ ○ ○ ○ ○ ○ ○ ○ ○ ○ ○ ○<br>College (academic year) <input checked="" type="checkbox"/><br>1 2 3 4 5 6 7 8 or more<br>○ ○ ○ ○ ○ ○ ○ ○ ○ ○ ○ ○ ○ ○<br><input type="radio"/> Never attended school — Skip question 10   |                |
| 10. Did this person finish the highest grade (or year) attended?<br><i>Fill one circle.</i>  |   | <input type="radio"/> Now attending this grade (or year)<br><input type="radio"/> Finished this grade (or year)<br><input type="radio"/> Did not finish this grade (or year)  |                | <input type="radio"/> Now attending this grade (or year)<br><input type="radio"/> Finished this grade (or year)<br><input type="radio"/> Did not finish this grade (or year)  |                |
|  |   | CENSUS USE ONLY    A.    ○    I    ○    N    ○    ○   |                | CENSUS USE ONLY    A.    ○    I    ○    N    ○    ○   |                |



**NOW PLEASE ANSWER QUESTIONS H1—H12 FOR YOUR HOUSEHOLD**

If you listed more than 7 persons in Question 1, please see note on page 20.

**PERSON in column 7**

Last name \_\_\_\_\_ Middle initial \_\_\_\_\_

First name \_\_\_\_\_

If relative of person in column 1:

Husband/wife     Father/mother  
 Son/daughter     Other relative  
 Brother/sister

If not related to person in column 1:

Roomer, boarder     Other nonrelative  
 Partner, roommate  
 Paid employee

Male     Female

White     Asian Indian  
 Black or Negro     Hawaiian  
 Japanese     Guamanian  
 Chinese     Samoan  
 Filipino     Eskimo  
 Korean     Aleut  
 Vietnamese     Other — Specify  
 Indian (Amer.)  
 Print tribe → \_\_\_\_\_

a. Age at last birthday \_\_\_\_\_ c. Year of birth \_\_\_\_\_

b. Month of birth \_\_\_\_\_

Now married     Separated  
 Widowed     Never married  
 Divorced

No (not Spanish/Hispanic)  
 Yes, Mexican, Mexican-Amer., Chicano  
 Yes, Puerto Rican  
 Yes, Cuban  
 Yes, other Spanish/Hispanic

No, has not attended since February 1  
 Yes, public school, public college  
 Yes, private, church-related  
 Yes, private, not church-related

Highest grade attended:

Nursery school     Kindergarten

Elementary through high school (grade or year)

1 2 3 4 5 6 7 8 9 10 11 12

College (academic year)

1 2 3 4 5 6 7 8 or more

Never attended school—Skip question 10

Now attending this grade (or year)  
 Finished this grade (or year)  
 Did not finish this grade (or year)

**CENSUS USE ONLY**    A.     I     N     O

**H1.** Did you leave anyone out of Question 1 because you were not sure if the person should be listed — for example, a new baby still in the hospital, a lodger who also has another home, or a person who stays here once in a while and has no other home?

Yes — On page 20 give name(s) and reason left out.  
 No

**H2.** Did you list anyone in Question 1 who is away from home now — for example, on a vacation or in a hospital?

Yes — On page 20 give name(s) and reason person is away.  
 No

**H3.** Is anyone visiting here who is not already listed?

Yes — On page 20 give name of each visitor for whom there is no one at the home address to report the person to a census taker.  
 No

**H4.** How many living quarters, occupied and vacant, are at this address?

One  
 2 apartments or living quarters  
 3 apartments or living quarters  
 4 apartments or living quarters  
 5 apartments or living quarters  
 6 apartments or living quarters  
 7 apartments or living quarters  
 8 apartments or living quarters  
 9 apartments or living quarters  
 10 or more apartments or living quarters  
 This is a mobile home or trailer

**H5.** Do you enter your living quarters —

Directly from the outside or through a common or public hall?  
 Through someone else's living quarters?

**H6.** Do you have complete plumbing facilities in your living quarters, that is, hot and cold piped water, a flush toilet, and a bathtub or shower?

Yes, for this household only  
 Yes, but also used by another household  
 No, have some but not all plumbing facilities  
 No plumbing facilities in living quarters

**H7.** How many rooms do you have in your living quarters? Do not count bathrooms, porches, balconies, foyers, halls, or half-rooms.

1 room     4 rooms     7 rooms  
 2 rooms     5 rooms     8 rooms  
 3 rooms     6 rooms     9 or more rooms

**H8.** Are your living quarters —

Owned or being bought by you or by someone else in this household?  
 Rented for cash rent?  
 Occupied without payment of cash rent?

**H9.** Is this apartment (house) part of a condominium?

No  
 Yes, a condominium

**H10.** If this is a one-family house —

a. Is the house on a property of 10 or more acres?  
 Yes     No

b. Is any part of the property used as a commercial establishment or medical office?  
 Yes     No

**H11.** If you live in a one-family house or a condominium unit which you own or are buying —

What is the value of this property, that is, how much do you think this property (house and lot or condominium unit) would sell for if it were for sale?

Do not answer this question if this is —

- A mobile home or trailer
- A house on 10 or more acres
- A house with a commercial establishment or medical office on the property

Less than \$10,000     \$50,000 to \$54,999  
 \$10,000 to \$14,999     \$55,000 to \$59,999  
 \$15,000 to \$17,499     \$60,000 to \$64,999  
 \$17,500 to \$19,999     \$65,000 to \$69,999  
 \$20,000 to \$22,499     \$70,000 to \$74,999  
 \$22,500 to \$24,999     \$75,000 to \$79,999

\$25,000 to \$27,499     \$80,000 to \$89,999  
 \$27,500 to \$29,999     \$90,000 to \$99,999  
 \$30,000 to \$34,999     \$100,000 to \$124,999  
 \$35,000 to \$39,999     \$125,000 to \$149,999  
 \$40,000 to \$44,999     \$150,000 to \$199,999  
 \$45,000 to \$49,999     \$200,000 or more

**H12.** If you pay rent for your living quarters —

What is the monthly rent?

If rent is not paid by the month, see the instruction guide on how to figure a monthly rent.

Less than \$50     \$160 to \$169  
 \$50 to \$59     \$170 to \$179  
 \$60 to \$69     \$180 to \$189  
 \$70 to \$79     \$190 to \$199  
 \$80 to \$89     \$200 to \$224  
 \$90 to \$99     \$225 to \$249

\$100 to \$109     \$250 to \$274  
 \$110 to \$119     \$275 to \$299  
 \$120 to \$129     \$300 to \$349  
 \$130 to \$139     \$350 to \$399  
 \$140 to \$149     \$400 to \$499  
 \$150 to \$159     \$500 or more

**FOR CENSUS USE ONLY**

|                         |                          |  |   |  |                         |
|-------------------------|--------------------------|--|---|--|-------------------------|
| <b>A4.</b> Block number | <b>A6.</b> Serial number | <b>B.</b> Type of unit or quarters         | <b>For vacant units</b>                                   | <b>D.</b> Months vacant                                    | <b>F.</b> Total persons |
| 0 0 0                   | 0 0 0 0                  | <b>Occupied</b>                            | <b>C1.</b> Is this unit for —                             | <input type="radio"/> Less than 1 month                    |                         |
| 1 1 1                   | 1 1 1 1                  | <input type="radio"/> First form           | <input type="radio"/> Year round use                      | <input type="radio"/> 1 up to 2 months                     |                         |
| 2 2 2                   | 2 2 2 2                  | <input type="radio"/> Continuation         | <input type="radio"/> Seasonal/Mig. — Skip C2, C3, and D. | <input type="radio"/> 2 up to 6 months                     | 0 0 0                   |
| 3 3 3                   | 3 3 3 3                  | <b>Vacant</b>                              | <b>C2.</b> Vacancy status                                 | <input type="radio"/> 6 up to 12 months                    | 1 1 1                   |
| 4 4 4                   | 4 4 4 4                  | <input type="radio"/> Regular              | <input type="radio"/> For rent                            | <input type="radio"/> 1 year up to 2 years                 | 2 2 2                   |
| 5 5 5                   | 5 5 5 5                  | <input type="radio"/> Usual home elsewhere | <input type="radio"/> For sale only                       | <input type="radio"/> 2 or more years                      | 3 3 3                   |
| 6 6 6                   | 6 6 6 6                  | <b>Group quarters</b>                      | <input type="radio"/> Rented or sold; not occupied        |  | 4 4 4                   |
| 7 7 7                   | 7 7 7 7                  | <input type="radio"/> First form           | <input type="radio"/> Held for occasional use             | <b>E. Indicators</b>                                       | 5 5 5                   |
| 8 8 8                   | 8 8 8 8                  | <input type="radio"/> Continuation         | <input type="radio"/> Other vacant                        | 1. <input type="radio"/> <input type="radio"/> Mail return | 6 6 6                   |
| 9 9 9                   | 9 9 9 9                  |  | <b>C3.</b> Is this unit boarded up?                       | 2. <input type="radio"/> <input type="radio"/> Pop./F      | 7 7 7                   |
|                         |                          |  | <input type="radio"/> Yes <input type="radio"/> No        | <input type="radio"/> <input type="radio"/>                | 8 8 8                   |
|                         |                          |  |   |  | 9 9 9                   |

0  
9  
8  
7  
6  
5  
4  
3  
2  
1

|  |   |   |   |   |   |   |   |   |   |   |   |   |   |   |   |   |   |   |   |   |   |   |   |   |   |   |   |   |   |
|--|---|---|---|---|---|---|---|---|---|---|---|---|---|---|---|---|---|---|---|---|---|---|---|---|---|---|---|---|---|
| <p><b>H13. Which best describes this building?</b><br/> <i>Include all apartments, flats, etc., even if vacant.</i></p> <ul style="list-style-type: none"> <li><input type="radio"/> A mobile home or trailer</li> <li><input type="radio"/> A one-family house detached from any other house</li> <li><input type="radio"/> A one-family house attached to one or more houses</li> <li><input type="radio"/> A building for 2 families</li> <li><input type="radio"/> A building for 3 or 4 families</li> <li><input type="radio"/> A building for 5 to 9 families</li> <li><input type="radio"/> A building for 10 to 19 families</li> <li><input type="radio"/> A building for 20 to 49 families</li> <li><input type="radio"/> A building for 50 or more families</li> <li><input type="radio"/> A boat, tent, van, etc.</li> </ul>  | <p><b>H21 a. Which fuel is used most for house heating?</b></p> <ul style="list-style-type: none"> <li><input type="radio"/> Gas: from underground pipes serving the neighborhood</li> <li><input type="radio"/> Gas: bottled, tank, or LP</li> <li><input type="radio"/> Electricity</li> <li><input type="radio"/> Fuel oil, kerosene, etc.</li> <li><input type="radio"/> Coal or coke</li> <li><input type="radio"/> Wood</li> <li><input type="radio"/> Other fuel</li> <li><input type="radio"/> No fuel used</li> </ul> <p><b>b. Which fuel is used most for water heating?</b></p> <ul style="list-style-type: none"> <li><input type="radio"/> Gas: from underground pipes serving the neighborhood</li> <li><input type="radio"/> Gas: bottled, tank, or LP</li> <li><input type="radio"/> Electricity</li> <li><input type="radio"/> Fuel oil, kerosene, etc.</li> <li><input type="radio"/> Coal or coke</li> <li><input type="radio"/> Wood</li> <li><input type="radio"/> Other fuel</li> <li><input type="radio"/> No fuel used</li> </ul> | <p><b>CENSUS USE</b></p> <p><b>H22 a.</b></p> <table border="1"> <tr><td>1</td><td>1</td><td>1</td></tr> <tr><td>2</td><td>2</td><td>2</td></tr> <tr><td>3</td><td>3</td><td>3</td></tr> <tr><td>4</td><td>4</td><td>4</td></tr> <tr><td>5</td><td>5</td><td>5</td></tr> <tr><td>6</td><td>6</td><td>6</td></tr> <tr><td>7</td><td>7</td><td>7</td></tr> <tr><td>8</td><td>8</td><td>8</td></tr> <tr><td>9</td><td>9</td><td>9</td></tr> </table> | 1 | 1 | 1 | 2 | 2 | 2 | 3 | 3 | 3 | 4 | 4 | 4 | 5 | 5 | 5 | 6 | 6 | 6 | 7 | 7 | 7 | 8 | 8 | 8 | 9 | 9 | 9 |
| 1  | 1   | 1   |   |   |   |   |   |   |   |   |   |   |   |   |   |   |   |   |   |   |   |   |   |   |   |   |   |   |   |
| 2  | 2   | 2   |   |   |   |   |   |   |   |   |   |   |   |   |   |   |   |   |   |   |   |   |   |   |   |   |   |   |   |
| 3  | 3   | 3   |   |   |   |   |   |   |   |   |   |   |   |   |   |   |   |   |   |   |   |   |   |   |   |   |   |   |   |
| 4  | 4   | 4   |   |   |   |   |   |   |   |   |   |   |   |   |   |   |   |   |   |   |   |   |   |   |   |   |   |   |   |
| 5  | 5   | 5   |   |   |   |   |   |   |   |   |   |   |   |   |   |   |   |   |   |   |   |   |   |   |   |   |   |   |   |
| 6  | 6   | 6   |   |   |   |   |   |   |   |   |   |   |   |   |   |   |   |   |   |   |   |   |   |   |   |   |   |   |   |
| 7  | 7   | 7   |   |   |   |   |   |   |   |   |   |   |   |   |   |   |   |   |   |   |   |   |   |   |   |   |   |   |   |
| 8  | 8   | 8   |   |   |   |   |   |   |   |   |   |   |   |   |   |   |   |   |   |   |   |   |   |   |   |   |   |   |   |
| 9  | 9   | 9   |   |   |   |   |   |   |   |   |   |   |   |   |   |   |   |   |   |   |   |   |   |   |   |   |   |   |   |
| <p><b>H14a. How many stories (floors) are in this building?</b><br/> <i>Count an attic or basement as a story if it has any finished rooms for living purposes.</i></p> <ul style="list-style-type: none"> <li><input type="radio"/> 1 to 3 — Skip to H15</li> <li><input type="radio"/> 4 to 6</li> <li><input type="radio"/> 7 to 12</li> <li><input type="radio"/> 13 or more stories</li> </ul>  | <p><b>c. Which fuel is used most for cooking?</b></p> <ul style="list-style-type: none"> <li><input type="radio"/> Gas: from underground pipes serving the neighborhood</li> <li><input type="radio"/> Gas: bottled, tank, or LP</li> <li><input type="radio"/> Electricity</li> <li><input type="radio"/> Fuel oil, kerosene, etc.</li> <li><input type="radio"/> Coal or coke</li> <li><input type="radio"/> Wood</li> <li><input type="radio"/> Other fuel</li> <li><input type="radio"/> No fuel used</li> </ul>  | <p><b>H22 b.</b></p> <table border="1"> <tr><td>1</td><td>1</td><td>1</td></tr> <tr><td>2</td><td>2</td><td>2</td></tr> <tr><td>3</td><td>3</td><td>3</td></tr> <tr><td>4</td><td>4</td><td>4</td></tr> <tr><td>5</td><td>5</td><td>5</td></tr> <tr><td>6</td><td>6</td><td>6</td></tr> <tr><td>7</td><td>7</td><td>7</td></tr> <tr><td>8</td><td>8</td><td>8</td></tr> <tr><td>9</td><td>9</td><td>9</td></tr> </table>                          | 1 | 1 | 1 | 2 | 2 | 2 | 3 | 3 | 3 | 4 | 4 | 4 | 5 | 5 | 5 | 6 | 6 | 6 | 7 | 7 | 7 | 8 | 8 | 8 | 9 | 9 | 9 |
| 1  | 1   | 1   |   |   |   |   |   |   |   |   |   |   |   |   |   |   |   |   |   |   |   |   |   |   |   |   |   |   |   |
| 2  | 2   | 2   |   |   |   |   |   |   |   |   |   |   |   |   |   |   |   |   |   |   |   |   |   |   |   |   |   |   |   |
| 3  | 3   | 3   |   |   |   |   |   |   |   |   |   |   |   |   |   |   |   |   |   |   |   |   |   |   |   |   |   |   |   |
| 4  | 4   | 4   |   |   |   |   |   |   |   |   |   |   |   |   |   |   |   |   |   |   |   |   |   |   |   |   |   |   |   |
| 5  | 5   | 5   |   |   |   |   |   |   |   |   |   |   |   |   |   |   |   |   |   |   |   |   |   |   |   |   |   |   |   |
| 6  | 6   | 6   |   |   |   |   |   |   |   |   |   |   |   |   |   |   |   |   |   |   |   |   |   |   |   |   |   |   |   |
| 7  | 7   | 7   |   |   |   |   |   |   |   |   |   |   |   |   |   |   |   |   |   |   |   |   |   |   |   |   |   |   |   |
| 8  | 8   | 8   |   |   |   |   |   |   |   |   |   |   |   |   |   |   |   |   |   |   |   |   |   |   |   |   |   |   |   |
| 9  | 9   | 9   |   |   |   |   |   |   |   |   |   |   |   |   |   |   |   |   |   |   |   |   |   |   |   |   |   |   |   |
| <p><b>b. Is there a passenger elevator in this building?</b></p> <ul style="list-style-type: none"> <li><input type="radio"/> Yes</li> <li><input type="radio"/> No</li> </ul>   | <p><b>H22. What are the costs of utilities and fuels for your living quarters?</b></p> <p><b>a. Electricity</b></p> <p>\$ _____ .00 OR <input type="radio"/> Included in rent or no charge<br/> <i>Average monthly cost</i> <input type="radio"/> Electricity not used</p>  | <p><b>H22 c.</b></p> <table border="1"> <tr><td>1</td><td>1</td><td>1</td></tr> <tr><td>2</td><td>2</td><td>2</td></tr> <tr><td>3</td><td>3</td><td>3</td></tr> <tr><td>4</td><td>4</td><td>4</td></tr> <tr><td>5</td><td>5</td><td>5</td></tr> <tr><td>6</td><td>6</td><td>6</td></tr> <tr><td>7</td><td>7</td><td>7</td></tr> <tr><td>8</td><td>8</td><td>8</td></tr> <tr><td>9</td><td>9</td><td>9</td></tr> </table>                          | 1 | 1 | 1 | 2 | 2 | 2 | 3 | 3 | 3 | 4 | 4 | 4 | 5 | 5 | 5 | 6 | 6 | 6 | 7 | 7 | 7 | 8 | 8 | 8 | 9 | 9 | 9 |
| 1  | 1   | 1   |   |   |   |   |   |   |   |   |   |   |   |   |   |   |   |   |   |   |   |   |   |   |   |   |   |   |   |
| 2  | 2   | 2   |   |   |   |   |   |   |   |   |   |   |   |   |   |   |   |   |   |   |   |   |   |   |   |   |   |   |   |
| 3  | 3   | 3   |   |   |   |   |   |   |   |   |   |   |   |   |   |   |   |   |   |   |   |   |   |   |   |   |   |   |   |
| 4  | 4   | 4   |   |   |   |   |   |   |   |   |   |   |   |   |   |   |   |   |   |   |   |   |   |   |   |   |   |   |   |
| 5  | 5   | 5   |   |   |   |   |   |   |   |   |   |   |   |   |   |   |   |   |   |   |   |   |   |   |   |   |   |   |   |
| 6  | 6   | 6   |   |   |   |   |   |   |   |   |   |   |   |   |   |   |   |   |   |   |   |   |   |   |   |   |   |   |   |
| 7  | 7   | 7   |   |   |   |   |   |   |   |   |   |   |   |   |   |   |   |   |   |   |   |   |   |   |   |   |   |   |   |
| 8  | 8   | 8   |   |   |   |   |   |   |   |   |   |   |   |   |   |   |   |   |   |   |   |   |   |   |   |   |   |   |   |
| 9  | 9   | 9   |   |   |   |   |   |   |   |   |   |   |   |   |   |   |   |   |   |   |   |   |   |   |   |   |   |   |   |
| <p><b>H15a. Is this building —</b></p> <ul style="list-style-type: none"> <li><input type="radio"/> On a city or suburban lot, or on a place of less than 1 acre? — Skip to H16</li> <li><input type="radio"/> On a place of 1 to 9 acres?</li> <li><input type="radio"/> On a place of 10 or more acres?</li> </ul>   | <p><b>b. Gas</b></p> <p>\$ _____ .00 OR <input type="radio"/> Included in rent or no charge<br/> <i>Average monthly cost</i> <input type="radio"/> Gas not used</p>   | <p><b>H22 d.</b></p> <table border="1"> <tr><td>1</td><td>1</td><td>1</td></tr> <tr><td>2</td><td>2</td><td>2</td></tr> <tr><td>3</td><td>3</td><td>3</td></tr> <tr><td>4</td><td>4</td><td>4</td></tr> <tr><td>5</td><td>5</td><td>5</td></tr> <tr><td>6</td><td>6</td><td>6</td></tr> <tr><td>7</td><td>7</td><td>7</td></tr> <tr><td>8</td><td>8</td><td>8</td></tr> <tr><td>9</td><td>9</td><td>9</td></tr> </table>                          | 1 | 1 | 1 | 2 | 2 | 2 | 3 | 3 | 3 | 4 | 4 | 4 | 5 | 5 | 5 | 6 | 6 | 6 | 7 | 7 | 7 | 8 | 8 | 8 | 9 | 9 | 9 |
| 1  | 1   | 1   |   |   |   |   |   |   |   |   |   |   |   |   |   |   |   |   |   |   |   |   |   |   |   |   |   |   |   |
| 2  | 2   | 2   |   |   |   |   |   |   |   |   |   |   |   |   |   |   |   |   |   |   |   |   |   |   |   |   |   |   |   |
| 3  | 3   | 3   |   |   |   |   |   |   |   |   |   |   |   |   |   |   |   |   |   |   |   |   |   |   |   |   |   |   |   |
| 4  | 4   | 4   |   |   |   |   |   |   |   |   |   |   |   |   |   |   |   |   |   |   |   |   |   |   |   |   |   |   |   |
| 5  | 5   | 5   |   |   |   |   |   |   |   |   |   |   |   |   |   |   |   |   |   |   |   |   |   |   |   |   |   |   |   |
| 6  | 6   | 6   |   |   |   |   |   |   |   |   |   |   |   |   |   |   |   |   |   |   |   |   |   |   |   |   |   |   |   |
| 7  | 7   | 7   |   |   |   |   |   |   |   |   |   |   |   |   |   |   |   |   |   |   |   |   |   |   |   |   |   |   |   |
| 8  | 8   | 8   |   |   |   |   |   |   |   |   |   |   |   |   |   |   |   |   |   |   |   |   |   |   |   |   |   |   |   |
| 9  | 9   | 9   |   |   |   |   |   |   |   |   |   |   |   |   |   |   |   |   |   |   |   |   |   |   |   |   |   |   |   |
| <p><b>b. Last year, 1979, did sales of crops, livestock, and other farm products from this place amount to —</b></p> <ul style="list-style-type: none"> <li><input type="radio"/> Less than \$50 (or None)</li> <li><input type="radio"/> \$50 to \$249</li> <li><input type="radio"/> \$250 to \$599</li> <li><input type="radio"/> \$600 to \$999</li> <li><input type="radio"/> \$1,000 to \$2,499</li> <li><input type="radio"/> \$2,500 or more</li> </ul>  | <p><b>c. Water</b></p> <p>\$ _____ .00 OR <input type="radio"/> Included in rent or no charge<br/> <i>Yearly cost</i> <input type="radio"/> These fuels not used</p>  | <p><b>H22 e.</b></p> <table border="1"> <tr><td>1</td><td>1</td><td>1</td></tr> <tr><td>2</td><td>2</td><td>2</td></tr> <tr><td>3</td><td>3</td><td>3</td></tr> <tr><td>4</td><td>4</td><td>4</td></tr> <tr><td>5</td><td>5</td><td>5</td></tr> <tr><td>6</td><td>6</td><td>6</td></tr> <tr><td>7</td><td>7</td><td>7</td></tr> <tr><td>8</td><td>8</td><td>8</td></tr> <tr><td>9</td><td>9</td><td>9</td></tr> </table>                          | 1 | 1 | 1 | 2 | 2 | 2 | 3 | 3 | 3 | 4 | 4 | 4 | 5 | 5 | 5 | 6 | 6 | 6 | 7 | 7 | 7 | 8 | 8 | 8 | 9 | 9 | 9 |
| 1  | 1   | 1   |   |   |   |   |   |   |   |   |   |   |   |   |   |   |   |   |   |   |   |   |   |   |   |   |   |   |   |
| 2  | 2   | 2   |   |   |   |   |   |   |   |   |   |   |   |   |   |   |   |   |   |   |   |   |   |   |   |   |   |   |   |
| 3  | 3   | 3   |   |   |   |   |   |   |   |   |   |   |   |   |   |   |   |   |   |   |   |   |   |   |   |   |   |   |   |
| 4  | 4   | 4   |   |   |   |   |   |   |   |   |   |   |   |   |   |   |   |   |   |   |   |   |   |   |   |   |   |   |   |
| 5  | 5   | 5   |   |   |   |   |   |   |   |   |   |   |   |   |   |   |   |   |   |   |   |   |   |   |   |   |   |   |   |
| 6  | 6   | 6   |   |   |   |   |   |   |   |   |   |   |   |   |   |   |   |   |   |   |   |   |   |   |   |   |   |   |   |
| 7  | 7   | 7   |   |   |   |   |   |   |   |   |   |   |   |   |   |   |   |   |   |   |   |   |   |   |   |   |   |   |   |
| 8  | 8   | 8   |   |   |   |   |   |   |   |   |   |   |   |   |   |   |   |   |   |   |   |   |   |   |   |   |   |   |   |
| 9  | 9   | 9   |   |   |   |   |   |   |   |   |   |   |   |   |   |   |   |   |   |   |   |   |   |   |   |   |   |   |   |
| <p><b>H16. Do you get water from —</b></p> <ul style="list-style-type: none"> <li><input type="radio"/> A public system (city water department, etc.) or private company?</li> <li><input type="radio"/> An individual drilled well?</li> <li><input type="radio"/> An individual dug well?</li> <li><input type="radio"/> Some other source (a spring, creek, river, cistern, etc.)?</li> </ul>   | <p><b>d. Oil, coal, kerosene, wood, etc.</b></p> <p>\$ _____ .00 OR <input type="radio"/> Included in rent or no charge<br/> <i>Yearly cost</i> <input type="radio"/> These fuels not used</p>  | <p><b>H22 f.</b></p> <table border="1"> <tr><td>1</td><td>1</td><td>1</td></tr> <tr><td>2</td><td>2</td><td>2</td></tr> <tr><td>3</td><td>3</td><td>3</td></tr> <tr><td>4</td><td>4</td><td>4</td></tr> <tr><td>5</td><td>5</td><td>5</td></tr> <tr><td>6</td><td>6</td><td>6</td></tr> <tr><td>7</td><td>7</td><td>7</td></tr> <tr><td>8</td><td>8</td><td>8</td></tr> <tr><td>9</td><td>9</td><td>9</td></tr> </table>                          | 1 | 1 | 1 | 2 | 2 | 2 | 3 | 3 | 3 | 4 | 4 | 4 | 5 | 5 | 5 | 6 | 6 | 6 | 7 | 7 | 7 | 8 | 8 | 8 | 9 | 9 | 9 |
| 1  | 1   | 1   |   |   |   |   |   |   |   |   |   |   |   |   |   |   |   |   |   |   |   |   |   |   |   |   |   |   |   |
| 2  | 2   | 2   |   |   |   |   |   |   |   |   |   |   |   |   |   |   |   |   |   |   |   |   |   |   |   |   |   |   |   |
| 3  | 3   | 3   |   |   |   |   |   |   |   |   |   |   |   |   |   |   |   |   |   |   |   |   |   |   |   |   |   |   |   |
| 4  | 4   | 4   |   |   |   |   |   |   |   |   |   |   |   |   |   |   |   |   |   |   |   |   |   |   |   |   |   |   |   |
| 5  | 5   | 5   |   |   |   |   |   |   |   |   |   |   |   |   |   |   |   |   |   |   |   |   |   |   |   |   |   |   |   |
| 6  | 6   | 6   |   |   |   |   |   |   |   |   |   |   |   |   |   |   |   |   |   |   |   |   |   |   |   |   |   |   |   |
| 7  | 7   | 7   |   |   |   |   |   |   |   |   |   |   |   |   |   |   |   |   |   |   |   |   |   |   |   |   |   |   |   |
| 8  | 8   | 8   |   |   |   |   |   |   |   |   |   |   |   |   |   |   |   |   |   |   |   |   |   |   |   |   |   |   |   |
| 9  | 9   | 9   |   |   |   |   |   |   |   |   |   |   |   |   |   |   |   |   |   |   |   |   |   |   |   |   |   |   |   |
| <p><b>H17. Is this building connected to a public sewer?</b></p> <ul style="list-style-type: none"> <li><input type="radio"/> Yes, connected to public sewer</li> <li><input type="radio"/> No, connected to septic tank or cesspool</li> <li><input type="radio"/> No, use other means</li> </ul>   | <p><b>H23. Do you have complete kitchen facilities? Complete kitchen facilities are a sink with piped water, a range or cookstove, and a refrigerator.</b></p> <ul style="list-style-type: none"> <li><input type="radio"/> Yes</li> <li><input type="radio"/> No</li> </ul>  | <p><b>H22 g.</b></p> <table border="1"> <tr><td>1</td><td>1</td><td>1</td></tr> <tr><td>2</td><td>2</td><td>2</td></tr> <tr><td>3</td><td>3</td><td>3</td></tr> <tr><td>4</td><td>4</td><td>4</td></tr> <tr><td>5</td><td>5</td><td>5</td></tr> <tr><td>6</td><td>6</td><td>6</td></tr> <tr><td>7</td><td>7</td><td>7</td></tr> <tr><td>8</td><td>8</td><td>8</td></tr> <tr><td>9</td><td>9</td><td>9</td></tr> </table>                          | 1 | 1 | 1 | 2 | 2 | 2 | 3 | 3 | 3 | 4 | 4 | 4 | 5 | 5 | 5 | 6 | 6 | 6 | 7 | 7 | 7 | 8 | 8 | 8 | 9 | 9 | 9 |
| 1  | 1   | 1   |   |   |   |   |   |   |   |   |   |   |   |   |   |   |   |   |   |   |   |   |   |   |   |   |   |   |   |
| 2  | 2   | 2   |   |   |   |   |   |   |   |   |   |   |   |   |   |   |   |   |   |   |   |   |   |   |   |   |   |   |   |
| 3  | 3   | 3   |   |   |   |   |   |   |   |   |   |   |   |   |   |   |   |   |   |   |   |   |   |   |   |   |   |   |   |
| 4  | 4   | 4   |   |   |   |   |   |   |   |   |   |   |   |   |   |   |   |   |   |   |   |   |   |   |   |   |   |   |   |
| 5  | 5   | 5   |   |   |   |   |   |   |   |   |   |   |   |   |   |   |   |   |   |   |   |   |   |   |   |   |   |   |   |
| 6  | 6   | 6   |   |   |   |   |   |   |   |   |   |   |   |   |   |   |   |   |   |   |   |   |   |   |   |   |   |   |   |
| 7  | 7   | 7   |   |   |   |   |   |   |   |   |   |   |   |   |   |   |   |   |   |   |   |   |   |   |   |   |   |   |   |
| 8  | 8   | 8   |   |   |   |   |   |   |   |   |   |   |   |   |   |   |   |   |   |   |   |   |   |   |   |   |   |   |   |
| 9  | 9   | 9   |   |   |   |   |   |   |   |   |   |   |   |   |   |   |   |   |   |   |   |   |   |   |   |   |   |   |   |
| <p><b>H18. About when was this building originally built? Mark when the building was first constructed, not when it was remodeled, added to, or converted.</b></p> <ul style="list-style-type: none"> <li><input type="radio"/> 1979 or 1980</li> <li><input type="radio"/> 1975 to 1978</li> <li><input type="radio"/> 1970 to 1974</li> <li><input type="radio"/> 1960 to 1969</li> <li><input type="radio"/> 1950 to 1959</li> <li><input type="radio"/> 1940 to 1949</li> <li><input type="radio"/> 1939 or earlier</li> </ul>   | <p><b>H24. How many bedrooms do you have?</b><br/> <i>Count rooms used mainly for sleeping even if used also for other purposes.</i></p> <ul style="list-style-type: none"> <li><input type="radio"/> No bedroom</li> <li><input type="radio"/> 1 bedroom</li> <li><input type="radio"/> 2 bedrooms</li> <li><input type="radio"/> 3 bedrooms</li> <li><input type="radio"/> 4 bedrooms</li> <li><input type="radio"/> 5 or more bedrooms</li> </ul>  | <p><b>H22 h.</b></p> <table border="1"> <tr><td>1</td><td>1</td><td>1</td></tr> <tr><td>2</td><td>2</td><td>2</td></tr> <tr><td>3</td><td>3</td><td>3</td></tr> <tr><td>4</td><td>4</td><td>4</td></tr> <tr><td>5</td><td>5</td><td>5</td></tr> <tr><td>6</td><td>6</td><td>6</td></tr> <tr><td>7</td><td>7</td><td>7</td></tr> <tr><td>8</td><td>8</td><td>8</td></tr> <tr><td>9</td><td>9</td><td>9</td></tr> </table>                          | 1 | 1 | 1 | 2 | 2 | 2 | 3 | 3 | 3 | 4 | 4 | 4 | 5 | 5 | 5 | 6 | 6 | 6 | 7 | 7 | 7 | 8 | 8 | 8 | 9 | 9 | 9 |
| 1  | 1   | 1   |   |   |   |   |   |   |   |   |   |   |   |   |   |   |   |   |   |   |   |   |   |   |   |   |   |   |   |
| 2  | 2   | 2   |   |   |   |   |   |   |   |   |   |   |   |   |   |   |   |   |   |   |   |   |   |   |   |   |   |   |   |
| 3  | 3   | 3   |   |   |   |   |   |   |   |   |   |   |   |   |   |   |   |   |   |   |   |   |   |   |   |   |   |   |   |
| 4  | 4   | 4   |   |   |   |   |   |   |   |   |   |   |   |   |   |   |   |   |   |   |   |   |   |   |   |   |   |   |   |
| 5  | 5   | 5   |   |   |   |   |   |   |   |   |   |   |   |   |   |   |   |   |   |   |   |   |   |   |   |   |   |   |   |
| 6  | 6   | 6   |   |   |   |   |   |   |   |   |   |   |   |   |   |   |   |   |   |   |   |   |   |   |   |   |   |   |   |
| 7  | 7   | 7   |   |   |   |   |   |   |   |   |   |   |   |   |   |   |   |   |   |   |   |   |   |   |   |   |   |   |   |
| 8  | 8   | 8   |   |   |   |   |   |   |   |   |   |   |   |   |   |   |   |   |   |   |   |   |   |   |   |   |   |   |   |
| 9  | 9   | 9   |   |   |   |   |   |   |   |   |   |   |   |   |   |   |   |   |   |   |   |   |   |   |   |   |   |   |   |
| <p><b>H19. When did the person listed in column 1 move into this house (or apartment)?</b></p> <ul style="list-style-type: none"> <li><input type="radio"/> 1979 or 1980</li> <li><input type="radio"/> 1975 to 1978</li> <li><input type="radio"/> 1970 to 1974</li> <li><input type="radio"/> 1960 to 1969</li> <li><input type="radio"/> 1950 to 1959</li> <li><input type="radio"/> 1949 or earlier</li> <li><input type="radio"/> Always lived here</li> </ul>  | <p><b>H25. How many bathrooms do you have?</b><br/> <i>A complete bathroom is a room with flush toilet, bathtub or shower, and wash basin with piped water.</i><br/> <i>A half bathroom has at least a flush toilet or bathtub or shower, but does not have all the facilities for a complete bathroom.</i></p> <ul style="list-style-type: none"> <li><input type="radio"/> No bathroom, or only a half bathroom</li> <li><input type="radio"/> 1 complete bathroom</li> <li><input type="radio"/> 1 complete bathroom, plus half bath(s)</li> <li><input type="radio"/> 2 or more complete bathrooms</li> </ul>   | <p><b>H22 i.</b></p> <table border="1"> <tr><td>1</td><td>1</td><td>1</td></tr> <tr><td>2</td><td>2</td><td>2</td></tr> <tr><td>3</td><td>3</td><td>3</td></tr> <tr><td>4</td><td>4</td><td>4</td></tr> <tr><td>5</td><td>5</td><td>5</td></tr> <tr><td>6</td><td>6</td><td>6</td></tr> <tr><td>7</td><td>7</td><td>7</td></tr> <tr><td>8</td><td>8</td><td>8</td></tr> <tr><td>9</td><td>9</td><td>9</td></tr> </table>                          | 1 | 1 | 1 | 2 | 2 | 2 | 3 | 3 | 3 | 4 | 4 | 4 | 5 | 5 | 5 | 6 | 6 | 6 | 7 | 7 | 7 | 8 | 8 | 8 | 9 | 9 | 9 |
| 1  | 1   | 1   |   |   |   |   |   |   |   |   |   |   |   |   |   |   |   |   |   |   |   |   |   |   |   |   |   |   |   |
| 2  | 2   | 2   |   |   |   |   |   |   |   |   |   |   |   |   |   |   |   |   |   |   |   |   |   |   |   |   |   |   |   |
| 3  | 3   | 3   |   |   |   |   |   |   |   |   |   |   |   |   |   |   |   |   |   |   |   |   |   |   |   |   |   |   |   |
| 4  | 4   | 4   |   |   |   |   |   |   |   |   |   |   |   |   |   |   |   |   |   |   |   |   |   |   |   |   |   |   |   |
| 5  | 5   | 5   |   |   |   |   |   |   |   |   |   |   |   |   |   |   |   |   |   |   |   |   |   |   |   |   |   |   |   |
| 6  | 6   | 6   |   |   |   |   |   |   |   |   |   |   |   |   |   |   |   |   |   |   |   |   |   |   |   |   |   |   |   |
| 7  | 7   | 7   |   |   |   |   |   |   |   |   |   |   |   |   |   |   |   |   |   |   |   |   |   |   |   |   |   |   |   |
| 8  | 8   | 8   |   |   |   |   |   |   |   |   |   |   |   |   |   |   |   |   |   |   |   |   |   |   |   |   |   |   |   |
| 9  | 9   | 9   |   |   |   |   |   |   |   |   |   |   |   |   |   |   |   |   |   |   |   |   |   |   |   |   |   |   |   |
| <p><b>H20. How are your living quarters heated?</b><br/> <i>Fill one circle for the kind of heat used most.</i></p> <ul style="list-style-type: none"> <li><input type="radio"/> Steam or hot water system</li> <li><input type="radio"/> Central warm-air furnace with ducts to the individual rooms<br/> <i>(Do not count electric heat pumps here)</i></li> <li><input type="radio"/> Electric heat pump</li> <li><input type="radio"/> Other built-in electric units (permanently installed in wall, ceiling, or baseboard)</li> <li><input type="radio"/> Floor, wall, or pipeless furnace</li> <li><input type="radio"/> Room heaters with flue or vent, burning gas, oil, or kerosene</li> <li><input type="radio"/> Room heaters without flue or vent, burning gas, oil, or kerosene (not portable)</li> <li><input type="radio"/> Fireplaces, stoves, or portable room heaters of any kind</li> <li><input type="radio"/> No heating equipment</li> </ul> | <p><b>H26. Do you have a telephone in your living quarters?</b></p> <ul style="list-style-type: none"> <li><input type="radio"/> Yes</li> <li><input type="radio"/> No</li> </ul>   | <p><b>H22 j.</b></p> <table border="1"> <tr><td>1</td><td>1</td><td>1</td></tr> <tr><td>2</td><td>2</td><td>2</td></tr> <tr><td>3</td><td>3</td><td>3</td></tr> <tr><td>4</td><td>4</td><td>4</td></tr> <tr><td>5</td><td>5</td><td>5</td></tr> <tr><td>6</td><td>6</td><td>6</td></tr> <tr><td>7</td><td>7</td><td>7</td></tr> <tr><td>8</td><td>8</td><td>8</td></tr> <tr><td>9</td><td>9</td><td>9</td></tr> </table>                          | 1 | 1 | 1 | 2 | 2 | 2 | 3 | 3 | 3 | 4 | 4 | 4 | 5 | 5 | 5 | 6 | 6 | 6 | 7 | 7 | 7 | 8 | 8 | 8 | 9 | 9 | 9 |
| 1  | 1   | 1   |   |   |   |   |   |   |   |   |   |   |   |   |   |   |   |   |   |   |   |   |   |   |   |   |   |   |   |
| 2  | 2   | 2   |   |   |   |   |   |   |   |   |   |   |   |   |   |   |   |   |   |   |   |   |   |   |   |   |   |   |   |
| 3  | 3   | 3   |   |   |   |   |   |   |   |   |   |   |   |   |   |   |   |   |   |   |   |   |   |   |   |   |   |   |   |
| 4  | 4   | 4   |   |   |   |   |   |   |   |   |   |   |   |   |   |   |   |   |   |   |   |   |   |   |   |   |   |   |   |
| 5  | 5   | 5   |   |   |   |   |   |   |   |   |   |   |   |   |   |   |   |   |   |   |   |   |   |   |   |   |   |   |   |
| 6  | 6   | 6   |   |   |   |   |   |   |   |   |   |   |   |   |   |   |   |   |   |   |   |   |   |   |   |   |   |   |   |
| 7  | 7   | 7   |   |   |   |   |   |   |   |   |   |   |   |   |   |   |   |   |   |   |   |   |   |   |   |   |   |   |   |
| 8  | 8   | 8   |   |   |   |   |   |   |   |   |   |   |   |   |   |   |   |   |   |   |   |   |   |   |   |   |   |   |   |
| 9  | 9   | 9   |   |   |   |   |   |   |   |   |   |   |   |   |   |   |   |   |   |   |   |   |   |   |   |   |   |   |   |
| <p><b>H21. How many automobiles are kept at home for use by members of your household?</b></p> <ul style="list-style-type: none"> <li><input type="radio"/> None</li> <li><input type="radio"/> 1 automobile</li> <li><input type="radio"/> 2 automobiles</li> <li><input type="radio"/> 3 or more automobiles</li> </ul>  | <p><b>H27. Do you have air conditioning?</b></p> <ul style="list-style-type: none"> <li><input type="radio"/> Yes, a central air-conditioning system</li> <li><input type="radio"/> Yes, 1 individual room unit</li> <li><input type="radio"/> Yes, 2 or more individual room units</li> <li><input type="radio"/> No</li> </ul>  | <p><b>H22 k.</b></p> <table border="1"> <tr><td>1</td><td>1</td><td>1</td></tr> <tr><td>2</td><td>2</td><td>2</td></tr> <tr><td>3</td><td>3</td><td>3</td></tr> <tr><td>4</td><td>4</td><td>4</td></tr> <tr><td>5</td><td>5</td><td>5</td></tr> <tr><td>6</td><td>6</td><td>6</td></tr> <tr><td>7</td><td>7</td><td>7</td></tr> <tr><td>8</td><td>8</td><td>8</td></tr> <tr><td>9</td><td>9</td><td>9</td></tr> </table>                          | 1 | 1 | 1 | 2 | 2 | 2 | 3 | 3 | 3 | 4 | 4 | 4 | 5 | 5 | 5 | 6 | 6 | 6 | 7 | 7 | 7 | 8 | 8 | 8 | 9 | 9 | 9 |
| 1  | 1   | 1   |   |   |   |   |   |   |   |   |   |   |   |   |   |   |   |   |   |   |   |   |   |   |   |   |   |   |   |
| 2  | 2   | 2   |   |   |   |   |   |   |   |   |   |   |   |   |   |   |   |   |   |   |   |   |   |   |   |   |   |   |   |
| 3  | 3   | 3   |   |   |   |   |   |   |   |   |   |   |   |   |   |   |   |   |   |   |   |   |   |   |   |   |   |   |   |
| 4  | 4   | 4   |   |   |   |   |   |   |   |   |   |   |   |   |   |   |   |   |   |   |   |   |   |   |   |   |   |   |   |
| 5  | 5   | 5   |   |   |   |   |   |   |   |   |   |   |   |   |   |   |   |   |   |   |   |   |   |   |   |   |   |   |   |
| 6  | 6   | 6   |   |   |   |   |   |   |   |   |   |   |   |   |   |   |   |   |   |   |   |   |   |   |   |   |   |   |   |
| 7  | 7   | 7   |   |   |   |   |   |   |   |   |   |   |   |   |   |   |   |   |   |   |   |   |   |   |   |   |   |   |   |
| 8  | 8   | 8   |   |   |   |   |   |   |   |   |   |   |   |   |   |   |   |   |   |   |   |   |   |   |   |   |   |   |   |
| 9  | 9   | 9   |   |   |   |   |   |   |   |   |   |   |   |   |   |   |   |   |   |   |   |   |   |   |   |   |   |   |   |
| <p><b>H22. How many vans or trucks of one-ton capacity or less are kept at home for use by members of your household?</b></p> <ul style="list-style-type: none"> <li><input type="radio"/> None</li> <li><input type="radio"/> 1 van or truck</li> <li><input type="radio"/> 2 vans or trucks</li> <li><input type="radio"/> 3 or more vans or trucks</li> </ul>   | <p><b>H28. How many vans or trucks of one-ton capacity or less are kept at home for use by members of your household?</b></p> <ul style="list-style-type: none"> <li><input type="radio"/> None</li> <li><input type="radio"/> 1 van or truck</li> <li><input type="radio"/> 2 vans or trucks</li> <li><input type="radio"/> 3 or more vans or trucks</li> </ul>  | <p><b>H22 l.</b></p> <table border="1"> <tr><td>1</td><td>1</td><td>1</td></tr> <tr><td>2</td><td>2</td><td>2</td></tr> <tr><td>3</td><td>3</td><td>3</td></tr> <tr><td>4</td><td>4</td><td>4</td></tr> <tr><td>5</td><td>5</td><td>5</td></tr> <tr><td>6</td><td>6</td><td>6</td></tr> <tr><td>7</td><td>7</td><td>7</td></tr> <tr><td>8</td><td>8</td><td>8</td></tr> <tr><td>9</td><td>9</td><td>9</td></tr> </table>                          | 1 | 1 | 1 | 2 | 2 | 2 | 3 | 3 | 3 | 4 | 4 | 4 | 5 | 5 | 5 | 6 | 6 | 6 | 7 | 7 | 7 | 8 | 8 | 8 | 9 | 9 | 9 |
| 1  | 1   | 1   |   |   |   |   |   |   |   |   |   |   |   |   |   |   |   |   |   |   |   |   |   |   |   |   |   |   |   |
| 2  | 2   | 2   |   |   |   |   |   |   |   |   |   |   |   |   |   |   |   |   |   |   |   |   |   |   |   |   |   |   |   |
| 3  | 3   | 3   |   |   |   |   |   |   |   |   |   |   |   |   |   |   |   |   |   |   |   |   |   |   |   |   |   |   |   |
| 4  | 4   | 4   |   |   |   |   |   |   |   |   |   |   |   |   |   |   |   |   |   |   |   |   |   |   |   |   |   |   |   |
| 5  | 5   | 5   |   |   |   |   |   |   |   |   |   |   |   |   |   |   |   |   |   |   |   |   |   |   |   |   |   |   |   |
| 6  | 6   | 6   |   |   |   |   |   |   |   |   |   |   |   |   |   |   |   |   |   |   |   |   |   |   |   |   |   |   |   |
| 7  | 7   | 7   |   |   |   |   |   |   |   |   |   |   |   |   |   |   |   |   |   |   |   |   |   |   |   |   |   |   |   |
| 8  | 8   | 8   |   |   |   |   |   |   |   |   |   |   |   |   |   |   |   |   |   |   |   |   |   |   |   |   |   |   |   |
| 9  | 9   | 9   |   |   |   |   |   |   |   |   |   |   |   |   |   |   |   |   |   |   |   |   |   |   |   |   |   |   |   |

FOR YOUR HOUSEHOLD

Please answer H30—H32 if you live in a one-family house which you own or are buying, unless this is —

- A mobile home or trailer . . . . .
- A house on 10 or more acres . . . . .
- A condominium unit . . . . .
- A house with a commercial establishment or medical office on the property . . . . .

If any of these, or if you rent your unit or this is a multi-family structure, skip H30 to H32 and turn to page 6.

H30. What were the real estate taxes on this property last year?

\$ \_\_\_\_\_ .00 OR  None

H31. What is the annual premium for fire and hazard insurance on this property?

\$ \_\_\_\_\_ .00 OR  None

H32a. Do you have a mortgage, deed of trust, contract to purchase, or similar debt on this property?

Yes, mortgage, deed of trust, or similar debt

Yes, contract to purchase

No — Skip to page 6

b. Do you have a second or junior mortgage on this property?

Yes  No

c. How much is your total regular monthly payment to the lender? Also include payments on a contract to purchase and to lenders holding second or junior mortgages on this property.

\$ \_\_\_\_\_ .00 OR  No regular payment required — Skip to page 6

d. Does your regular monthly payment (amount entered in H32c) include payments for real estate taxes on this property?

Yes, taxes included in payment

No, taxes paid separately or taxes not required

e. Does your regular monthly payment (amount entered in H32c) include payments for fire and hazard insurance on this property?

Yes, insurance included in payment

No, insurance paid separately or no insurance

Please turn to page 6

FOR CENSUS USE ONLY

|   |    |    |   |      |      |   |
|---|----|----|---|------|------|---|
| ①<br>S.S.<br>I I I I I I<br>2 2 2 2 2 2<br>Yes 3 3 3 3 3 3<br>4 4 4 4 4 4<br>5 5 5 5 5 5<br>No 6 6 6 6 6 6<br>7 7 7 7 7 7<br>8 8 8 8 8 8<br>9 9 9 9 9 9 | 2. | 4. | ②<br>S.S.<br>I I I I I I<br>2 2 2 2 2 2<br>Yes 3 3 3 3 3 3<br>4 4 4 4 4 4<br>5 5 5 5 5 5<br>No 6 6 6 6 6 6<br>7 7 7 7 7 7<br>8 8 8 8 8 8<br>9 9 9 9 9 9 | 2.   | 4.   | ③<br>S.S.<br>I I I I I I<br>2 2 2 2 2 2<br>Yes 3 3 3 3 3 3<br>4 4 4 4 4 4<br>5 5 5 5 5 5<br>No 6 6 6 6 6 6<br>7 7 7 7 7 7<br>8 8 8 8 8 8<br>9 9 9 9 9 9 |
|   | 2. | 4. |   | 2.   | 4.   |   |
|   | 2. | 4. |   | 2.   | 4.   |   |
|   | 2. | 4. |   | 2.   | 4.   |   |
| ④<br>S.S.<br>I I I I I I<br>2 2 2 2 2 2<br>Yes 3 3 3 3 3 3<br>4 4 4 4 4 4<br>5 5 5 5 5 5<br>No 6 6 6 6 6 6<br>7 7 7 7 7 7<br>8 8 8 8 8 8<br>9 9 9 9 9 9 | 2. | 4. | ⑤<br>S.S.<br>I I I I I I<br>2 2 2 2 2 2<br>Yes 3 3 3 3 3 3<br>4 4 4 4 4 4<br>5 5 5 5 5 5<br>No 6 6 6 6 6 6<br>7 7 7 7 7 7<br>8 8 8 8 8 8<br>9 9 9 9 9 9 | 2.   | 4.   | ⑥<br>S.S.<br>I I I I I I<br>2 2 2 2 2 2<br>Yes 3 3 3 3 3 3<br>4 4 4 4 4 4<br>5 5 5 5 5 5<br>No 6 6 6 6 6 6<br>7 7 7 7 7 7<br>8 8 8 8 8 8<br>9 9 9 9 9 9 |
|   | 2. | 4. |   | 2.   | 4.   |   |
|   | 2. | 4. |   | 2.   | 4.   |   |
|   | 2. | 4. |   | 2.   | 4.   |   |
| ⑦<br>S.S.<br>I I I I I I<br>2 2 2 2 2 2<br>Yes 3 3 3 3 3 3<br>4 4 4 4 4 4<br>5 5 5 5 5 5<br>No 6 6 6 6 6 6<br>7 7 7 7 7 7<br>8 8 8 8 8 8<br>9 9 9 9 9 9 | 2. | 4. | GQ.   | H30. | H31. | H32c.   |
|   | 2. | 4. |   |      |      |   |
|   | 2. | 4. |   |      |      |   |
|   | 2. | 4. |   |      |      |   |

0  
9  
8  
7  
6  
5  
4  
3  
2  
1



|   |   |   |  |
|---|---|---|--|
| <p>c. When going to work <b>last week</b>, did this person usually —</p> <p><input type="radio"/> Drive alone — <i>Skip to 28</i>      <input type="radio"/> Drive others only</p> <p><input type="radio"/> Share driving                              <input type="radio"/> Ride as passenger only</p> <p>d. How many people, including this person, usually rode to work in the car, truck, or van <b>last week</b>?</p> <p><input type="radio"/> 2      <input checked="" type="radio"/> 4      <input type="radio"/> 6</p> <p><input type="radio"/> 3      <input type="radio"/> 5      <input type="radio"/> 7 or more</p> <p><i>After answering 24d, skip to 28.</i></p>  | <p>CENSUS USE</p> <p>21b.</p> <p>I 0 0</p> <p>I I I</p> <p>2 2 2</p> <p>II 3 3</p> <p>0 4 4</p> <p>III 5 5</p> <p>0 6 6</p> <p>? ? ?</p> <p>IV 8 8</p> <p>0 9 9</p> | <p>31a. Last year (1979), did this person work, even for a few days, at a paid job or in a business or farm?</p> <p><input type="radio"/> Yes      <input checked="" type="checkbox"/>      <input type="radio"/> No — <i>Skip to 31d</i></p>   | <p>CENSUS USE ONLY</p> <p>31b. 31c. 31d.</p> <p>0 0 0 0 0 0</p> <p>I I I I I I</p> <p>2 2 2 2 2 2</p> <p>3 3 3 3 3 3</p> <p>4 4 4 4 4 4</p> <p>5 5 5 5 5 5</p> <p>6 6 6 6 6 6</p> <p>7 7 7 7 7 7</p> <p>8 8 8 8 8 8</p> <p>9 9 9 9 9 9</p> |
| <p>25. Was this person temporarily absent or on layoff from a job or business <b>last week</b>?</p> <p><input type="radio"/> Yes, on layoff</p> <p><input type="radio"/> Yes, on vacation, temporary illness, labor dispute, etc.</p> <p><input type="radio"/> No</p>   | <p>22b.</p> <p>0 0</p> <p>I I I</p> <p>2 2</p> <p>3 3</p> <p>4 4</p> <p>5 5</p> <p>6 6</p> <p>7 7</p> <p>8 8</p> <p>9 9</p>   | <p>b. How many weeks did this person work in 1979? <i>Count paid vacation, paid sick leave, and military service.</i></p> <p>Weeks</p> <p>-----</p>   | <p>32a. 32b.</p> <p>0 0 0 0 0 0</p> <p>I I I I I I</p> <p>2 2 2 2 2 2</p> <p>3 3 3 3 3 3</p> <p>4 4 4 4 4 4</p> <p>5 5 5 5 5 5</p> <p>6 6 6 6 6 6</p> <p>7 7 7 7 7 7</p> <p>8 8 8 8 8 8</p> <p>9 9 9 9 9 9</p>                             |
| <p>26a. Has this person been looking for work during the last 4 weeks?</p> <p><input type="radio"/> Yes      <input type="radio"/> No — <i>Skip to 27</i></p> <p>b. Could this person have taken a job <b>last week</b>?</p> <p><input type="radio"/> No, already has a job      <input checked="" type="checkbox"/></p> <p><input type="radio"/> No, temporarily ill</p> <p><input type="radio"/> No, other reasons (<i>in school, etc.</i>)</p> <p><input type="radio"/> Yes, could have taken a job</p>  | <p>28.</p> <p>A B C</p> <p>0 0 0</p> <p>D E F</p> <p>0 0 0</p> <p>G H J</p> <p>0 0 0</p> <p>K L M</p> <p>0 0 0</p>  | <p>c. During the weeks worked in 1979, how many hours did this person usually work each week?</p> <p>Hours</p> <p>-----</p>   | <p>32c. 32d.</p> <p>0 0 0 0 0 0</p> <p>I I I I I I</p> <p>2 2 2 2 2 2</p> <p>3 3 3 3 3 3</p> <p>4 4 4 4 4 4</p> <p>5 5 5 5 5 5</p> <p>6 6 6 6 6 6</p> <p>7 7 7 7 7 7</p> <p>8 8 8 8 8 8</p> <p>9 9 9 9 9 9</p>                             |
| <p>27. When did this person last work, even for a few days?</p> <p><input type="radio"/> 1980      <input type="radio"/> 1978      <input type="radio"/> 1970 to 1974</p> <p><input type="radio"/> 1979      <input type="radio"/> 1975 to 1977      <input type="radio"/> 1969 or earlier</p> <p><input type="radio"/> Never worked } <i>Skip to 31d</i></p>   | <p>29.</p> <p>N P Q</p> <p>0 0 0</p> <p>R S T</p> <p>0 0 0</p> <p>U V W</p> <p>0 0 0</p> <p>X Y Z</p> <p>0 0 0</p>  | <p>32. Income in 1979 —</p> <p><i>Fill circles and print dollar amounts.</i></p> <p><i>If net income was a loss, write "Loss" above the dollar amount.</i></p> <p><i>If exact amount is not known, give best estimate. For income received jointly by household members, see Instruction guide.</i></p> <p>During 1979 did this person receive any income from the following sources?</p> <p>If "Yes" to any of the sources below — How much did this person receive for the entire year?</p> | <p>32e. 32f.</p> <p>0 0 0 0 0 0</p> <p>I I I I I I</p> <p>2 2 2 2 2 2</p> <p>3 3 3 3 3 3</p> <p>4 4 4 4 4 4</p> <p>5 5 5 5 5 5</p> <p>6 6 6 6 6 6</p> <p>7 7 7 7 7 7</p> <p>8 8 8 8 8 8</p> <p>9 9 9 9 9 9</p>                             |
| <p>28–30. Current or most recent job activity</p> <p><i>Describe clearly this person's chief job activity or business last week. If this person had more than one job, describe the one at which this person worked the most hours. If this person had no job or business last week, give information for last job or business since 1975.</i></p>  | <p>AF 0</p> <p>NW 0</p>   | <p>a. Wages, salary, commissions, bonuses, or tips from all jobs . . . <i>Report amount before deductions for taxes, bonds, dues, or other items.</i></p> <p><input type="radio"/> Yes → \$ .00</p> <p><input type="radio"/> No (Annual amount — Dollars)</p>   | <p>32g. 33.</p> <p>0 0 0 0 0 0</p> <p>I I I I I I</p> <p>2 2 2 2 2 2</p> <p>3 3 3 3 3 3</p> <p>4 4 4 4 4 4</p> <p>5 5 5 5 5 5</p> <p>6 6 6 6 6 6</p> <p>7 7 7 7 7 7</p> <p>8 8 8 8 8 8</p> <p>9 9 9 9 9 9</p>                              |
| <p>28. Industry</p> <p>a. For whom did this person work? <i>If now on active duty in the Armed Forces, print "AF" and skip to question 31.</i></p> <p>(Name of company, business, organization, or other employer)</p>  | <p>30.</p> <p>0 0</p> <p>I I</p> <p>2 2</p> <p>3 3 3</p> <p>4 4 4</p> <p>5 5 5</p> <p>6 6 6</p> <p>7 7 ?</p> <p>8 8 8</p> <p>9 9 9</p>                              | <p>b. Own nonfarm business, partnership, or professional practice . . . <i>Report net income after business expenses.</i></p> <p><input checked="" type="radio"/> Yes → \$ .00</p> <p><input type="radio"/> No (Annual amount — Dollars)</p>  | <p>32h. 32i.</p> <p>0 0 0 0 0 0</p> <p>I I I I I I</p> <p>2 2 2 2 2 2</p> <p>3 3 3 3 3 3</p> <p>4 4 4 4 4 4</p> <p>5 5 5 5 5 5</p> <p>6 6 6 6 6 6</p> <p>7 7 7 7 7 7</p> <p>8 8 8 8 8 8</p> <p>9 9 9 9 9 9</p>                             |
| <p>b. What kind of business or industry was this? <i>Describe the activity at location where employed.</i></p> <p>(For example: Hospital, newspaper publishing, mail order house, auto engine manufacturing, breakfast cereal manufacturing)</p> <p>c. Is this mainly — (Fill one circle)</p> <p>Manufacturing      <input checked="" type="checkbox"/>      Retail trade</p> <p>Wholesale trade      <input type="checkbox"/>      Other — (<i>agriculture, construction, service, government, etc.</i>)</p>   | <p>31.</p> <p>0 0</p> <p>I I</p> <p>2 2</p> <p>3 3 3</p> <p>4 4 4</p> <p>5 5 5</p> <p>6 6 6</p> <p>7 7 ?</p> <p>8 8 8</p> <p>9 9 9</p>                              | <p>c. Own farm . . . <i>Report net income after operating expenses. Include earnings as a tenant farmer or sharecropper.</i></p> <p><input type="radio"/> Yes → \$ .00</p> <p><input type="radio"/> No (Annual amount — Dollars)</p>  | <p>32j. 32k.</p> <p>0 0 0 0 0 0</p> <p>I I I I I I</p> <p>2 2 2 2 2 2</p> <p>3 3 3 3 3 3</p> <p>4 4 4 4 4 4</p> <p>5 5 5 5 5 5</p> <p>6 6 6 6 6 6</p> <p>7 7 7 7 7 7</p> <p>8 8 8 8 8 8</p> <p>9 9 9 9 9 9</p>                             |
| <p>29. Occupation</p> <p>a. What kind of work was this person doing?</p> <p>(For example: Registered nurse, personnel manager, supervisor of order department, gasoline engine assembler, grinder operator)</p> <p>b. What were this person's most important activities or duties?</p> <p>(For example: Patient care, directing hiring policies, supervising order clerks, assembling engines, operating grinding mill)</p>   | <p>32.</p> <p>0 0</p> <p>I I</p> <p>2 2</p> <p>3 3 3</p> <p>4 4 4</p> <p>5 5 5</p> <p>6 6 6</p> <p>7 7 ?</p> <p>8 8 8</p> <p>9 9 9</p>                              | <p>d. Interest, dividends, royalties, or net rental income . . . <i>Report even small amounts credited to an account.</i></p> <p><input type="radio"/> Yes → \$ .00</p> <p><input type="radio"/> No (Annual amount — Dollars)</p>   | <p>32l. 32m.</p> <p>0 0 0 0 0 0</p> <p>I I I I I I</p> <p>2 2 2 2 2 2</p> <p>3 3 3 3 3 3</p> <p>4 4 4 4 4 4</p> <p>5 5 5 5 5 5</p> <p>6 6 6 6 6 6</p> <p>7 7 7 7 7 7</p> <p>8 8 8 8 8 8</p> <p>9 9 9 9 9 9</p>                             |
| <p>30. Was this person — (Fill one circle)</p> <p>Employee of private company, business, or individual, for wages, salary, or commissions . . . . <input checked="" type="checkbox"/></p> <p>Federal government employee . . . . . <input type="checkbox"/></p> <p>State government employee . . . . . <input type="checkbox"/></p> <p>Local government employee (<i>city, county, etc.</i>) . . . . . <input type="checkbox"/></p> <p>Self-employed in own business, professional practice, or farm —</p> <p>Own business not incorporated . . . . . <input type="checkbox"/></p> <p>Own business incorporated . . . . . <input type="checkbox"/></p> <p>Working without pay in family business or farm . . . . . <input type="checkbox"/></p> | <p>33.</p> <p>0 0</p> <p>I I</p> <p>2 2</p> <p>3 3 3</p> <p>4 4 4</p> <p>5 5 5</p> <p>6 6 6</p> <p>7 7 ?</p> <p>8 8 8</p> <p>9 9 9</p>                              | <p>e. Social Security or Railroad Retirement . . .</p> <p><input checked="" type="radio"/> Yes → \$ .00</p> <p><input type="radio"/> No (Annual amount — Dollars)</p>   | <p>32n. 32o.</p> <p>0 0 0 0 0 0</p> <p>I I I I I I</p> <p>2 2 2 2 2 2</p> <p>3 3 3 3 3 3</p> <p>4 4 4 4 4 4</p> <p>5 5 5 5 5 5</p> <p>6 6 6 6 6 6</p> <p>7 7 7 7 7 7</p> <p>8 8 8 8 8 8</p> <p>9 9 9 9 9 9</p>                             |
| <p>33. What was this person's total income in 1979?</p> <p><i>Add entries in questions 32a through g; subtract any losses.</i></p> <p>\$ .00</p> <p>(Annual amount — Dollars)</p> <p><i>If total amount was a loss, write "Loss" above amount.</i>      OR <input type="radio"/> None</p>   | <p>34.</p> <p>0 0</p> <p>I I</p> <p>2 2</p> <p>3 3 3</p> <p>4 4 4</p> <p>5 5 5</p> <p>6 6 6</p> <p>7 7 ?</p> <p>8 8 8</p> <p>9 9 9</p>                              | <p>f. Supplemental Security (SSI), Aid to Families with Dependent Children (AFDC), or other public assistance or public welfare payments . . .</p> <p><input type="radio"/> Yes → \$ .00</p> <p><input type="radio"/> No (Annual amount — Dollars)</p>  | <p>32p. 32q.</p> <p>0 0 0 0 0 0</p> <p>I I I I I I</p> <p>2 2 2 2 2 2</p> <p>3 3 3 3 3 3</p> <p>4 4 4 4 4 4</p> <p>5 5 5 5 5 5</p> <p>6 6 6 6 6 6</p> <p>7 7 7 7 7 7</p> <p>8 8 8 8 8 8</p> <p>9 9 9 9 9 9</p>                             |

➔ Please turn to the next page and answer the questions for Person 2 on page 2



# Appendix F.—Publication and Computer Tape Program

- GENERAL . . . . . F-1
- PUBLICATIONS . . . . . F-1
  - Population and Housing Census Reports . . . . . F-1
    - PHC80-1, Block Statistics . . . F-1
    - PHC80-2, Census Tracts . . . . F-2
    - PHC80-3, Summary Characteristics for Governmental Units and Standard Metropolitan Statistical Areas . . . F-2
    - PHC80-4, Congressional Districts of the 98th Congress . . . . . F-2
    - PHC80-S1-1, Provisional Estimates of Social, Economic, and Housing Characteristics. . . . . F-2
    - PHC80-S2, Advance Estimates of Social, Economic, and Housing Characteristics. . . F-2
  - Population Census Reports . . . . F-2
    - PC80-1, Volume 1, Characteristics of the Population . . F-2
      - PC80-1-A, Chapter A, Number of Inhabitants . . . . . F-2
      - PC80-1-B, Chapter B, General Population Characteristics . . F-2
      - PC80-1-C, Chapter C, General Social and Economic Characteristics. . . . . F-3
      - PC80-1-D, Chapter D, Detailed Population Characteristics. . . . . F-3
    - PC80-2, Volume 2, Subject Reports . . . . . F-3
    - PC80-S1, Supplementary Reports . . . . . F-3
  - Housing Census Reports . . . . . F-3
    - HC80-1, Volume 1, Characteristics of Housing Units . . F-3
      - HC80-1-A, Chapter A, General Housing Characteristics. . . . . F-3
      - HC80-1-B, Chapter B, Detailed Housing Characteristics. . . . . F-3
    - HC80-2, Volume 2, Metropolitan Housing Characteristics. . . . . F-3
    - HC80-3, Volume 3, Subject Reports . . . . . F-3
    - HC80-4, Volume 4, Components of Inventory Change. . F-3

- PUBLICATIONS—Con.
  - HC80-5, Volume 5, Residential Finance . . . . . F-4
  - HC80-S1-1, Supplementary Reports . . . . . F-4
  - Evaluation and Reference Reports . . . . . F-4
    - PHC80-E, Evaluation and Research Reports. . . . . F-4
    - PHC80-R, Reference Reports. . . F-4
      - PHC80-R1, Users' Guide. . . F-4
      - PHC80-R2, History . . . . . F-4
      - PHC80-R3, Alphabetical Index of Industries and Occupations . . . . . F-4
      - PHC80-R4, Classified Index of Industries and Occupations . . . . . F-4
      - PHC80-R5, Geographic Identification Code Scheme . . . . . F-4
- COMPUTER TAPES . . . . . F-4
  - Summary Tape Files . . . . . F-4
    - STF 1 . . . . . F-4
    - STF 2 . . . . . F-4
    - STF 3 . . . . . F-4
    - STF 4 . . . . . F-5
    - STF 5 . . . . . F-5
  - Other Computer Tape Files . . . . F-5
    - P.L. 94-171, Population Counts. . . . . F-5
    - Master Area Reference Files 1 and 2 (MARF) . . . . . F-5
    - Geographic Base File/Dual Independent Map Encoding (GBF/DIME). . . . . F-5
    - Public-Use Microdata Samples. . . . . F-5
    - Census/EEO Special File. . . . . F-5
- MAPS . . . . . F-5
- MICROFICHE . . . . . F-5
  - STF 1 Microfiche . . . . . F-5
  - STF 3 Microfiche . . . . . F-5
  - P.L. 94-171 Counts Microfiche. . F-5

**GENERAL**

The results of the 1980 Census of Population and Housing are issued in three forms: printed reports, computer tape

files, and microfiche. Most of the reports listed are issued on a flow basis through 1983. A few may be issued later, such as Subject Reports and Evaluation and Reference Reports.

The publications of the 1980 census are released under three subject titles: *1980 Census of Population and Housing*, *1980 Census of Population*, and *1980 Census of Housing*. The description of the publication program below is organized in sections, by census title, followed by the reports under each title. It should be noted that a number of population census reports contain some housing data and a number of housing census reports contain some population data. Following the description of the publication program are sections on computer tapes, maps, and microfiche.

The data product descriptions include listings of geographic areas for which data are summarized in that product. Note that the term "place" refers to incorporated places and census designated (or unincorporated) places, as well as towns and townships in 11 States (the 6 New England States, the 3 Middle Atlantic States, Michigan, and Wisconsin).

Order forms for these materials are available, subject to availability of the data product, from Data User Services Division, Customer Services, Bureau of the Census, Washington, D.C. 20233; Census Bureau Regional Offices; U.S. Department of Commerce District Offices; and State Data Centers. After issuance, census reports are on file in many libraries and are available for examination at any Department of Commerce District Office or Census Bureau Regional Office.

**PUBLICATIONS**

**Population and Housing Census Reports**

**PHC80-1, Block Statistics**—These reports, which are issued on microfiche rather

than in print form, present population and housing unit totals and statistics on selected characteristics which are based on complete-count tabulations. Data are shown for blocks in urbanized areas and selected adjacent areas, for blocks in places of 10,000 or more inhabitants, and for blocks in areas which contracted with the Census Bureau to provide block statistics.

The set of reports consists of 374 sets of microfiche and includes a report for each standard metropolitan statistical area (SMSA), showing blocked areas within the SMSA, and a report for each State and for Puerto Rico, showing blocked areas outside SMSA's. In addition to microfiche, printed detailed maps showing the blocks covered by the particular report are available as well as a U.S. Summary, which is an index to the set.

**PHC80-2, Census Tracts**—Statistics for most of the population and housing subjects included in the 1980 census are presented for census tracts in SMSA's and in other tracted areas. Both complete-count data and sample data are included. Most statistics are presented by race and Spanish origin for areas with at least a specified number of persons in the relevant population group.

There is one report for each SMSA, as well as one for each of the States and Puerto Rico which have tracted areas outside SMSA's. In addition, maps showing the boundaries and identification numbers of census tracts in the SMSA are available as well as a U.S. Summary, which is an index to the set and also provides a historical listing of the total number of tracts by area.

**PHC80-3, Summary Characteristics for Governmental Units and Standard Metropolitan Statistical Areas**—Statistics are presented on total population and on complete-count and sample population characteristics such as age, race, education, disability, ability to speak English, labor force, and income, and on total housing units and housing characteristics such as value, age of structure, and rent. These statistics are shown for the following areas or their equivalents: States, SMSA's, counties, county subdivisions (those which are functioning general-purpose local governments), and incorporated places.

There is one report for each State, the District of Columbia, and Puerto Rico.

This series does not include a U.S. Summary.

**PHC80-4, Congressional Districts of the 98th Congress**—These reports present complete-count and sample data for congressional districts of the 98th Congress. The reports reflect redistricting based on the 1982 elections. One report is issued for each of the 50 States and the District of Columbia.

**PHC80-S1-1, Provisional Estimates of Social, Economic, and Housing Characteristics**—This report presents provisional estimates based on sample data collected in the 1980 census. Data on social, economic, and housing characteristics are shown for the United States as a whole, each State, the District of Columbia, and SMSA's of 1 million or more inhabitants.

These data are based on a special subsample of the full census sample. The sample, which represents about 1.6 percent of the total population, was developed to provide users with initial data on characteristics of the population and housing units for the Nation and large areas.

**PHC80-S2, Advance Estimates of Social, Economic, and Housing Characteristics**—These reports present advance sample data from the 1980 census including such social and economic characteristics of the population as education, migration, labor force, and income as well as housing characteristics such as structural information, mortgage, and gross rent.

The set consists of 50 paperbound reports and includes one report for each State and the District of Columbia. No report will be issued for the United States as a whole.

Each report presents population and housing characteristics for the State, its counties or comparable areas, and places of 25,000 or more inhabitants. Selected data are shown for four race groups (White; Black; combined American Indian, Eskimo, and Aleut; and Asian and Pacific Islander) as well as for persons of Spanish origin.

### Population Census Reports

**PC80-1, Volume 1, Characteristics of the Population**—This volume presents final

population counts and statistics on population characteristics. It consists of reports for the following 57 areas: the United States, each of the 50 States, the District of Columbia, Puerto Rico, and the Outlying Areas—Guam, the Virgin Islands of the United States, American Samoa, and the Northern Mariana Islands and the remainder of the Trust Territory of the Pacific Islands. The volume consists of four chapters for each area, chapters A, B, C, and D. Chapters A and B present data collected on a complete-count basis, and chapters C and D present estimates based on sample information, except for the Outlying Areas where all data were collected on a complete-count basis.

The population totals presented in chapters A and B may differ from the counts presented earlier in the PHC80-V reports because corrections were made for errors found after the PHC80-V reports were issued. Chapters B, C, and D present statistics by race and Spanish origin for areas with at least a specified number of the relevant population group.

The U.S. Summary reports present statistics for the United States, regions, divisions, States, and selected areas below the State level. The State or equivalent Area reports (which include the District of Columbia, Puerto Rico, and the Outlying Areas) present statistics for the State or equivalent area and its subdivisions.

Statistics for each of the 57 areas are issued in separate paperbound reports of chapters A, B, C, and D.

**PC80-1-A, Chapter A, Number of Inhabitants**—Final population counts are shown for the following areas or their equivalents: States, counties, county subdivisions, incorporated places and census designated places, standard consolidated statistical areas (SCSA's), SMSA's, and urbanized areas. Selected tables contain population counts by urban and rural residence. Many tables contain population counts from previous censuses.

**PC80-1-B, Chapter B, General Population Characteristics**—Statistics on household relationship, age, race, Spanish origin, sex, and marital status are shown for the following areas or their equivalents: States, counties (by total and rural residence), county subdivisions, places of 1,000 or more inhabitants, SCSA's,



SMSA's, urbanized areas, American Indian reservations, and Alaska Native villages.

**PC80-1-C, Chapter C, General Social and Economic Characteristics**—Statistics are presented on nativity, State or country of birth, citizenship and year of immigration for the foreign-born population, language spoken at home and ability to speak English, ancestry, fertility, family composition, type of group quarters, marital history, residence in 1975, journey to work, school enrollment, years of school completed, disability, veteran status, labor force status, occupation, industry, class of worker, labor force status in 1979, income in 1979, and poverty status in 1979. In addition, data on subjects shown in the PC80-1-B reports are presented in this report in more detail.

Each subject is shown for some or all of the following areas or their equivalents: States, counties (by rural and rural-farm residence), places of 2,500 or more inhabitants, SCSA's, SMSA's, urbanized areas, American Indian reservations, and Alaska Native villages.

**PC80-1-D, Chapter D, Detailed Population Characteristics**—Statistics on most of the subjects covered in the PC80-1-C reports are presented in this report in considerably greater detail and cross-classified by age, race, Spanish origin, and other characteristics. Each subject is shown for the State or equivalent area, and some subjects are also shown for rural residence at the State level. Most subjects are shown for SMSA's of 250,000 or more inhabitants, and a few are shown for central cities of these SMSA's.

**PC80-2, Volume 2, Subject Reports**—Each of the reports in this volume focuses on a particular subject and provides highly detailed distributions and cross-classifications on a national, regional, and divisional level. A few reports show statistics for States, SMSA's, large cities, American Indian reservations, or Alaska Native villages. Separate reports are issued on such subjects as racial and ethnic groups, type of residence, fertility, families, marital status, migration, education, employment, occupation, industry, journey to work, income, poverty status, and other topics.

**PC80-S1, Supplementary Reports**—These reports present special compilations of

1980 census statistics dealing with specific population subjects.

### Housing Census Reports

**HC80-1, Volume 1, Characteristics of Housing Units**—This volume presents final housing unit counts and statistics on housing characteristics. It consists of reports for the following 57 areas: the United States, each of the 50 States, the District of Columbia, Puerto Rico, and the Outlying Areas—Guam, the Virgin Islands of the United States, American Samoa, and the Northern Mariana Islands and the remainder of the Trust Territory of the Pacific Islands. The volume consists of two chapters for each area, chapters A and B. Chapter A presents data collected on a complete-count basis, and chapter B presents estimates based on sample information, except for the Outlying Areas where all data were collected on a complete-count basis.

The housing totals presented in this report may differ from the counts presented earlier in the PHC80-V reports because corrections were made for errors found after the PHC80-V reports were issued. Both chapters present statistics by race and Spanish origin for areas with at least a specified number of the relevant population group.

The U.S. Summary reports present statistics for the United States, regions, divisions, States, and selected areas below the State level. The State or equivalent Area reports (which include the District of Columbia, Puerto Rico, and the Outlying Areas) present statistics for the State or equivalent area and its subdivisions.

Statistics for each of the 57 areas are issued in separate paperbound reports of chapters A and B.

**HC80-1-A, Chapter A, General Housing Characteristics**—Statistics on units at address, tenure, condominium status, number of rooms, persons per room, plumbing facilities, value, contract rent, and vacancy status are shown for some or all of the following areas or their equivalents: States, counties, county subdivisions, places of 1,000 or more inhabitants, SCSA's, SMSA's, urbanized areas, American Indian reservations, and Alaska Native villages. Selected tables contain housing characteristics by urban and rural residence.

**HC80-1-B, Chapter B, Detailed Housing Characteristics**—Statistics on units in structure, year moved into unit, year structure built, heating equipment, fuels, air-conditioning, source of water, sewage disposal, gross rent, and selected monthly ownership costs are shown for some or all of the following areas or their equivalents: States, counties, places of 2,500 or more inhabitants, SCSA's, SMSA's, urbanized areas, American Indian reservations, and Alaska Native villages. Selected tables show housing characteristics for rural and rural farm residence at the State and county level. Some subjects included in the HC80-1-A reports are also covered in this report in more detail.

**HC80-2, Volume 2, Metropolitan Housing Characteristics**—This volume presents statistics on most of the 1980 housing census subjects in considerable detail and cross-classification. Most statistics are presented by race and Spanish origin for areas with at least a specified number of the relevant population group. Data are shown for States or equivalent areas, SMSA's and their central cities, and other cities of 50,000 or more inhabitants.

There is one report for each SMSA and one report for each State and Puerto Rico. The set includes a U.S. Summary report showing these statistics for the United States and regions.

**HC80-3, Volume 3, Subject Reports**—Each of the reports in this volume focuses on a particular subject and provides highly detailed distributions and cross-classifications on a national, regional, and divisional level. Separate reports are issued on housing of the elderly, mobile homes, and American Indian households.

**HC80-4, Volume 4, Components of Inventory Change**—This volume consists of two reports presenting statistics on the 1980 characteristics of housing units which existed in 1973, as well as on newly constructed units, conversions, mergers, demolitions, and other additions and losses to the housing inventory between 1973 and 1980. These reports present data derived from a sample survey conducted in the fall of 1980. Data are presented for the United States and regions in report I. Report II has two parts: Part A presents data for that group of SMSA's (not individually identified)

with populations of 1 million or more at the time of the 1970 census, and part B presents data for that group of SMSA's (not individually identified) with populations of less than 1 million at the time of the 1970 census.

**HC80-5, Volume 5, Residential Finance**—This volume consists of one report presenting statistics on the financing of non-farm homeowner and rental and vacant properties, including characteristics of the mortgage, property, and owner. The statistics are based on a sample survey conducted in the spring of 1981. Data are presented for the United States and regions. Some data are presented by inside and outside SMSA's and by central cities.

**HC80-S1-1, Supplementary Reports**—These reports present statistics from the 1980 Census of Housing on general characteristics of housing units for the 50 States and the District of Columbia, counties, and independent cities.

### Evaluation and Reference Reports

**PHC80-E, Evaluation and Research Reports**—These reports present the results of the extensive evaluation program conducted as an integral part of the 1980 census. This program relates to such matters as completeness of enumeration and quality of the data on characteristics.

**PHC80-R, Reference Reports**—These reports present information on the various administrative and methodological aspects of the 1980 census. The series includes:

**PHC80-R1, Users' Guide**—This report covers subject content, procedures, geography, statistical products, limitations of the data, sources of user assistance, notes on data use, a glossary of terms, and guides for locating data in reports and tape files. The guide is issued in loose-leaf form and sold in parts (R1-A, B, etc.) as they are printed.

**PHC80-R2, History**—This report describes in detail all phases of the 1980 census, from the earliest planning through all stages to the dissemination of data and evaluation of results. It contains detailed discussion of 1980 census questions and their use in previous decennial censuses.

**PHC80-R3, Alphabetical Index of Industries and Occupations**—This report was developed primarily for use in classifying responses to the questions on the kind of business (industry) and kind of work (occupation) in which the respondent is engaged. The index lists approximately 20,000 industry and 29,000 occupation titles in alphabetical order.

**PHC80-R4, Classified Index of Industries and Occupations**—This report defines the industrial and occupational classification systems adopted for the 1980 Census of Population. It presents the individual titles that constitute each of the 231 industry and 503 occupation categories in the classification systems. The individual titles are the same as those shown in the Alphabetical Index. The 1980 occupation classification reflects the new U.S. Standard Occupational Classification (SOC). As in the past, the 1980 industry classification reflects the Standard Industrial Classification (SIC).

**PHC80-R5, Geographic Identification Code Scheme**—This report identifies the names and related geographic codes for each State, county, minor civil division, place, region, division, SCSA, SMSA, American Indian reservation, and Alaska Native village for which the Census Bureau tabulated data from the 1980 census.

### COMPUTER TAPES

#### Summary Tape Files

In addition to the printed and microfiche reports, results of the 1980 census also are provided on computer tape in the form of summary tape files (STF's). These data products have been designed to provide statistics with greater subject and geographic detail than is feasible or desirable to provide in printed and microfiche reports. The STF data are made available at nominal cost. The data are subject to suppression of certain detail where necessary to protect confidentiality.

There are five STF's (listed below), and the amount of geographic and subject detail presented varies. STF's 1 and 2 contain complete-count data, and STF's 3, 4, and 5 contain sample data. Note that the term "cells" used below refers

to the number of subject statistics provided for each geographic area, and the number of cells is indicative of the detail of the subject content of the file.

Each of the STF's generally consists of two or more files which provide different degrees of geographic detail and, in some cases, race/Spanish origin cross-classification. For each of the files there is a separate tape or tapes for each State, the District of Columbia, and Puerto Rico. Selected files (STF 1 and STF 3) are also produced for Guam, the Virgin Islands of the United States, American Samoa, and the Northern Mariana Islands and the remainder of the Trust Territory of the Pacific Islands. These tapes are issued on a State-by-State basis and are followed by a national summary tape for the particular file. More complete descriptions of the STF's than given in the summaries below can be found in the technical documentation of the specific file and in the PHC80-R1, *Users' Guide*.

**STF 1**—This STF provides 321 cells of complete-count population and housing data. Data are summarized for the United States, regions, divisions, States, SCSA's, SMSA's, urbanized areas, congressional districts, counties, county subdivisions, places, census tracts, enumeration districts in unblocked areas, and blocks and block groups in blocked areas. The data include those shown in the PHC80-1, PHC80-3 (complete-count), and PC80-1-A reports.

**STF 2**—This STF contains 2,292 cells of detailed complete-count population and housing data, of which 962 are repeated for each race and Spanish origin group present in the tabulation area. Data are summarized for the United States, regions, divisions, States, SCSA's, SMSA's, urbanized areas, counties, county subdivisions, places of 1,000 or more inhabitants, census tracts, American Indian reservations, and Alaska Native villages. The data include those shown in the PHC80-2 (complete-count), PC80-1-B, and HC80-1-A reports.

**STF 3**—This STF contains 1,126 cells of data on various population and housing subjects collected on a sample basis. The areas covered are the same as in STF 1, excluding blocks. The data include those shown in the PHC80-3 (sample) reports.

**STF 4**—This STF is the geographic counterpart of STF 2, but the number of cells of data is greater (approximately 8,400). STF 4 provides data covering virtually all of the population and housing subjects collected on a sample basis, as well as some of the complete-count subjects. Some of the statistics are repeated for race, Spanish origin, and ancestry groups. Data are summarized for areas similar to those shown in STF 2, except that data for places are limited to those with 2,500 or more inhabitants. The data include those shown in the PHC80-2 (sample), PC80-1-C, and HC80-1-B reports.

**STF 5**—This STF contains over 100,000 cells of data on various population and housing subjects collected on a sample basis and provides detailed tabulations and cross-classifications for States, SMSA's, counties, cities of 50,000 or more inhabitants and central cities. Most subjects are classified by race and Spanish origin. The data include those shown in the PC80-1-D and HC80-2 reports.

### Other Computer Tape Files

**P.L. 94-171, Population Counts**—In accordance with Public Law (P.L.) 94-171, the Census Bureau provides population tabulations to all States for legislative reapportionment/redistricting. The file is issued on a State-by-State basis. It contains population counts classified by race and Spanish origin. The data are tabulated for the following levels of geography as applicable: States, counties, county subdivisions, incorporated places, census tracts, blocks and block groups in blocked areas, and enumeration districts in unblocked areas. For States participating in the voluntary program to define election precincts in conjunction with the Census Bureau, the data are also tabulated for election precincts.

### Master Area Reference Files 1 and 2 (MARF)

**MARF 1**—This geographic reference file is an extract of STF 1 designed for those who require a master list of geographic codes and areas, along with basic census counts arranged hierarchically from the State down to the block group and enumeration district levels and is issued on a State-by-State basis. The file contains records for States, counties, county subdivisions, places, census tracts, enumeration districts in unblocked areas, and block groups in blocked areas. Each record shows the total population by five race groups, population of Spanish origin, number of housing units, number of households, number of families, and a few other items.

**MARF 2**—This file is the same as the MARF 1 with the latitude and longitude coordinates for a representative point (centroid) in each block group (BG) or enumeration district (ED) outside block numbered areas.

**Geographic Base File/Dual Independent Map Encoding (GBF/DIME)**—These files are computer representations of the Metropolitan Map Series, including address ranges and ZIP Codes, which generally cover the urbanized portions of SMSA's. GBF/DIME files are used to assign census geographic codes to addresses (geocoding). The files are available by SMSA.

**Public-Use Microdata Samples**—Public-use microdata samples are computerized files containing most population and housing characteristics as shown on a sample of individual census records. These files contain no names or addresses, and geographic identification is sufficiently broad to protect confidentiality.

There are three mutually exclusive samples, the A sample including 5 percent of all persons and housing units, and the

B and C samples each including 1 percent of all persons and housing units. States and most large SMSA's will be identifiable on one or more of the files. Microdata files allow the user to prepare customized tabulations.

**Census/EEO Special File**—This file provides sample census data with specified relevance to EEO and affirmative action uses. The file contains two tabulations, one with detailed occupational data and the other with years of school completed by age. The data in both tabulations are crossed by sex, race, and Spanish origin. These data are provided for all counties, for all SMSA's, and for places with a population of 50,000 or more.

### MAPS

Maps necessary to define areas are generally published and included as part of the corresponding reports. Maps are published for Block Statistics (PHC80-1) and Census Tracts (PHC80-2), but must be purchased separately from the report. Maps necessary to define enumeration districts are available on a cost-of-reproduction basis.

### MICROFICHE

Some of the computer tape products are available on microfiche. The STF microfiche are issued for each State or Area and for the United States. These include:

**STF 1 Microfiche**—Data from STF 1 are presented in tabular form for all the STF 1 geographic levels described previously, except blocks.

**STF 3 Microfiche**—Data from STF 3 are presented in tabular form for all the STF 3 geographic levels.

**P.L. 94-171 Counts Microfiche**—The data from the P.L. 94-171 computer file are presented in a listing format.

---

# 1980 Census of Population and Housing

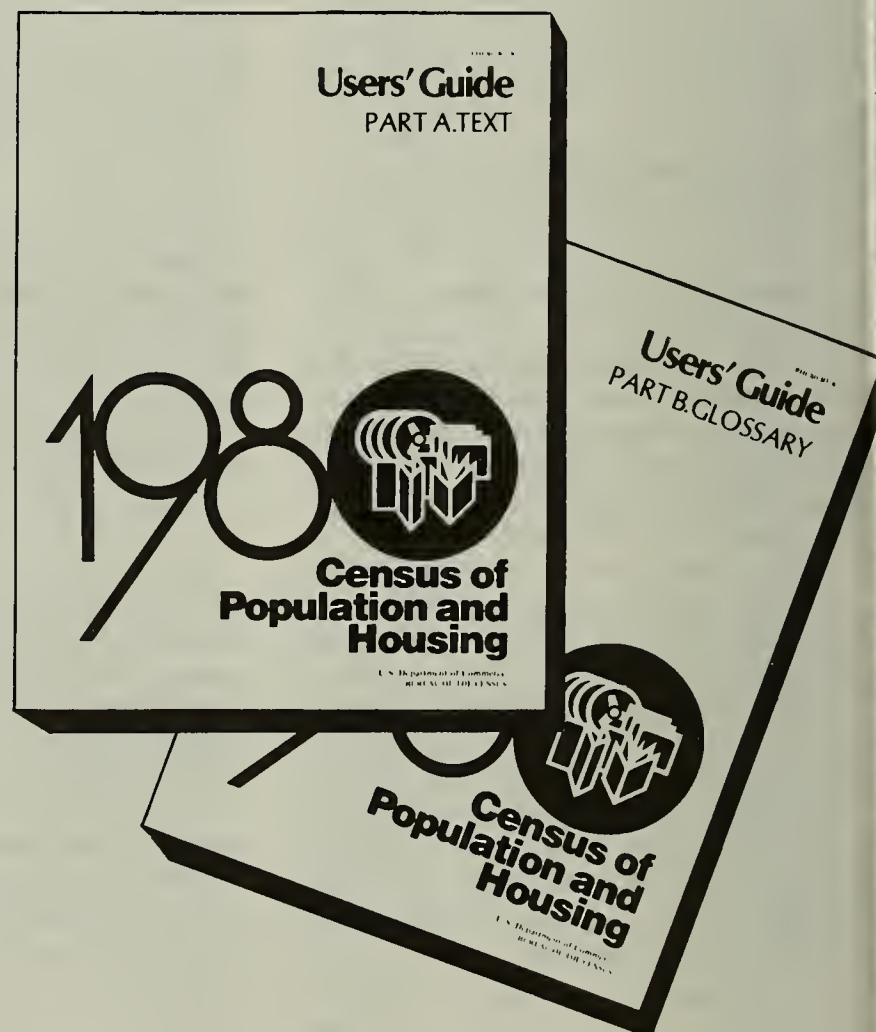
## Users' Guide

---

The **Users' Guide**, a reference work on the 1980 census, is now available. It consists of:

- **Part A. Text**—Covers census data subjects; geographic considerations; reports, tapes, maps, and other products; services available to users; and many other topics central to understanding and using 1980 census data.
- **Part B. Glossary**—Provides detailed definitions of population, housing, geographic, and technical terms associated with the census—especially important for people using 1980 data on tape or microfiche.
- **Sources of Assistance**—Furnishes addresses and phone numbers of public and private sector organizations offering a variety of products and services, such as tape processing, area profiles, training, and reference assistance.
- **Updates**—Provide information on new developments relating to the 1980 census. Each update is keyed to the particular point in "Part A. Text" that needs revision.


Part C, a table finder, and Part D, a guide to tape contents, are planned for publication later.



---

Order from Superintendent of Documents, Government Printing Office, Washington, D.C. 20402. Specify the stock number (S/N) given below and make checks payable to Superintendent of Documents.

Part A. Text (S/N 003-024-03625-8)—\$5.50. Supplement 1 (S/N 003-024-05004-8)—\$6.00 (includes Part B. Glossary, Sources of Assistance, and Updates)





Census REF HD 7293 ..A56X  
1983 v.2 pt.1 c.1  
Census of housing (1980).  
1980 census of housing.

Superintendent of Documents  
U.S. Government Printing Office  
Washington, D.C. 20402




Official Business  
Penalty for Private Use, \$300

POSTAGE AND FEES PAID  
U.S. DEPARTMENT OF COMMERCE  
COM-202

Special Fourth-Class  
Rate—Book

---






AUG - - 1989



CB/Bureau of the Census Library



5 0673 01033227 1