

## **Historic, Archive Document**

Do not assume content reflects current scientific knowledge, policies, or practices.



62.25  
**Barteldes**  
**SEEDS**

SATISFACTORY  
SINCE 1867



“**W**HERE are you going, my pretty maid?”  
“I’m going shopping, sir,” she said.  
“Spring is here—’tis garden time;  
I must have Barteldes Seeds for mine.”

1921

54<sup>TH</sup>  
YEAR



LITTLE GIRLS AND  
LITTLE BOYS:

**I**'VE a pleasant surprise for you and I'm sure you will be delighted with it.

Did you notice the pictures on the front and back covers of this catalog? Aren't they just about the sweetest little girls you've ever seen? How would you like to have a whole book of such pictures, with a pretty little verse with each picture? Well—I have a lot of these little books to send to just such little children as you.

The pictures were painted by one of the best artists in the country—an artist who truly loves children, and loving them can paint them.

Just get your mother, your father or anyone to send me an order for seeds—and they'll be good seeds—and I will send the book free.

Sincerely your friend,

*F. H. Barteldes*

P. S.—Oh, yes! In the book is a pretty little story of "Jane at the Movies." You'll enjoy that, I'm sure.



**FREE**

**FREE**

**W**E all know how much little children love books with pretty pictures. When this little "Book of Proverbs" was shown to us we found it so beautiful and so delightful that we immediately ordered a large quantity to send to our little friends.

Our children simply bubbled over with enthusiasm over this little book and we know that your children will enjoy them just as much.

As long as our supply lasts we will give one book free with every order of

**\$3.00 Worth of Garden or Flower Seeds, or  
\$5.00 Worth of Field Seeds, Nursery Stock, Etc.**

We will send the book only when it is requested, and while we have a good supply of these books we do not know just how long they will last. Therefore get your order in early so that your children will not be disappointed.

**THE BARTELDES SEED CO.**

LAWRENCE, KANS.

DENVER, COLO.

OKLAHOMA CITY, OKLA.






# Why You Should Plant

# Barteldes SEEDS

## For 1921



F. W. Barteldes, President  
and General Manager.

Seed buying is different. When you buy a hoe, a spade, a hat, a chair, or nearly any other article, you can see just what you are buying and you get a pretty good idea as to what you are getting for your money.

But not so with seeds. It is true you do actually buy and receive a quantity of seed or grain but what you are really interested in is not these seeds or grains but what they will produce.

Now, how are you going to tell what these seeds will produce? The seed of a round red radish looks just like the seed of a long white one. Cabbage seed that will grow looks just like cabbage seed that is entirely dead. Dodder in alfalfa seed can be detected only by the trained eye of an expert.

Since you can not judge for yourself the quality of the seed you are buying, the only safe way is to select a thoroughly reliable, well established seed company in which you can place absolute confidence.

Barteldes' Seeds have been giving genuine satisfaction to farmers, gardeners, and flower lovers since 1867. One very excellent reason why you can have confidence in Barteldes' Seeds is that our President, F. W. Barteldes, who developed this business from a small retail store in the early seventies, to what is now one of the large seed establishments of the country, still gives his personal attention to the business. When you buy of "Bart" as he is known in the seed trade, you may be sure of getting not only a square deal but also the benefit of his vast experience in the growing, assembling, cleaning, and distributing of all kinds of seeds. This is worth a great deal to you and yet it cost you nothing as Barteldes' Seeds can be bought as cheaply as others.

The real proof of the reliability of Barteldes' Seeds is in the long list of satisfied customers. This list has been growing steadily and constantly since 1867.

Barteldes' Seeds were awarded gold medals at the St. Louis Exposition in 1904, and at the Paris World's Fair in 1900. You also can depend on them.



Gold Medal Awarded to  
Barteldes' Seeds,  
Paris, France, 1900.



We are members of  
American Seed Trade Association,  
Wholesale Grass Seed Dealers' Association,  
and Western Seedsmen's Association.

J. G. Penix: "Now, listen," commands another writer, "I am a very old customer of yours, having bought seeds of you in the spring of 1867 and 1868. I lived on the Wakarusa, southwest of Lawrence during the war. I left there in the spring of 1868. I planted my first garden in this county with Barteldes's Seeds and I am coming back again."

SATISFACTORY SINCE  
1867

# BARTELDES SEEDS



Bill Smith in Our Trial Grounds.

There are two things which you want to know about the seeds you plant: "Will they grow," and "What will they produce?"

Barteldes' Seeds are tested in two ways. First, in the germinator to see how they grow, and second, in our trial grounds to see what they will produce.

Bill Smith runs our trial grounds. Bill has been a market gardener for over forty years and you know how market gardeners are about seeds. They have to be critical as their bread and butter depends upon their vegetables. When they plant early Peas they must be sure they are early or some other gardener will slip in and take the cream of the market.

Bill, therefore, has learned to judge seeds and varieties with the critical eye of the market gardener and when Bill says a variety is O. K. we know it is good enough for anybody. Bill plants hundreds of different varieties, just small row or patch of each, so we will know just what Barteldes' Seeds will produce.

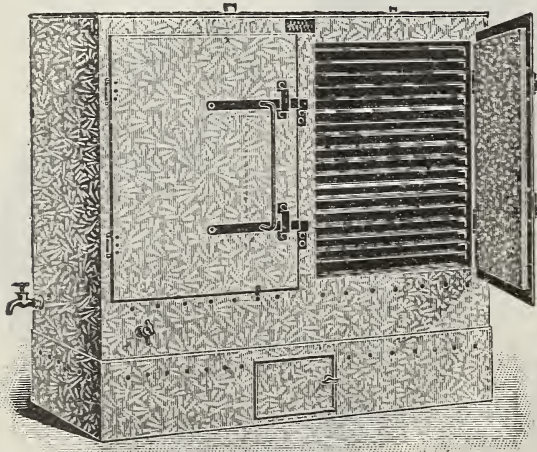
We also test all of our seeds in the germinator. This shows us just how many seeds out of a hundred will grow and we must know that the seed is good before we send it out. Every lot of seed has its own stock number and this number is placed on every order. In this way we know all about every lot of seed sent out on each order.

This means a lot of extra work and is only one of the methods we have of keeping Barteldes' Seeds up to the highest standard.

Our reputation, our method of testing and cleaning seeds all insure the quality of Barteldes' Seeds but in buying of us you are protected still further. Your approval must be had to complete the transaction. Therefore, every lot of seed is sent out with the distinct understanding that you are to examine the seeds on arrival. Test them in any way you wish and if the seed should not be satisfactory you can return it in ten days and your money will be refunded without question. This is certainly most fair but as the very best seeds may fail through causes beyond human control we can not guarantee your crop. So we give no warranty, expressed or implied, as to description, quality, productiveness, or any other matter of any seeds, bulbs, or plants we send out. If the purchaser does not accept the goods on these terms they are to be returned at once. When the seeds arrive, examine them, test them in any way you wish and if they are not satisfactory, send them back.

### "Pink List"

We issue our "Pink Sheet" for your benefit as well as our own protection. There is a "Pink Sheet" in this catalog. It carries current prices on field



Germinator.



# ARE TESTED

SATISFACTORY SINCE  
1867

seeds. We are always glad to send you our latest "Pink Sheet." Ask for it on a postal card. In ordering from the "Pink List," be sure and note the date at the top, which shows when it was printed. If your last list is an old one, ask us for a new one to get advantage of correct prices. Should you mail us your order, we will fill it at the current price. If the prevailing price is different from what you figured it in your order, we shall use our best judgment about sending you more or less seeds. Or, we may write you first, if the difference, either way, is considerable. You may be sure that in any case we shall be careful to give you full value for your money.

### Samples

When you are in the market for field seeds, we shall consider it a favor for you to write us for samples. They will be cheerfully and promptly sent, postpaid, and do not obligate you to buy.

### Seeds by Mail


We will send, postpaid, all Garden and Flower Seeds at the prices given in the following list, with the exception of heavy seeds, as Beans, Peas, Corn, Clover, Grain, Grass Seeds, and Onion Sets. If you order these by mail, please be sure to add postage.

### Seeds Now Go by Parcel Post

Take advantage of this low rate of postage. The rates for the lower zones or up to a distance of 300 miles are very low and you can have your seeds delivered right to your door for less money than it would cost you to drive to town.

### How to Order

Fill out the order sheet enclosed herewith, writing your name and address very plainly. If you have lost our order blank any kind of paper will do. Just be sure you write your name and address plainly. We'll take care of the order.



Tomato Trials.

### Send Cash With Order

Remittances may be made by Money Order, Draft, Currency, or Stamps. We will accept any amount of stamps the same as cash, but we prefer to have 5, 10, 15, and 25 cent stamps. Be sure you register your letters if they contain cash. Money orders are the most economical and practical means of re-mitting.

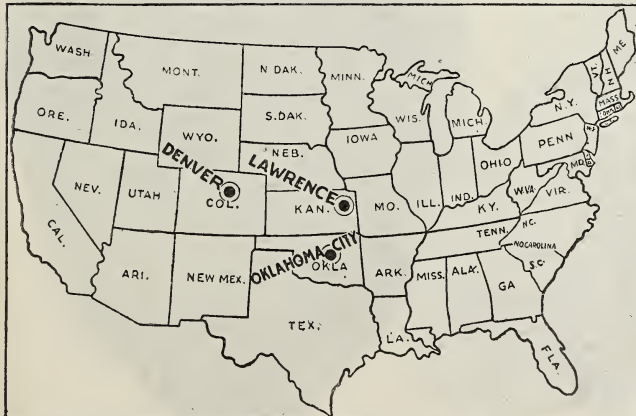
### Order Early

Orders sent in early are to our mutual advantage. By ordering early you are sure to have your seeds on hand and ready for planting at the right time. As we get a tremendous rush of orders during March and April, every order filled during January and February helps us just that much.

### Bartelde's Service

We have complete stocks of all seeds at Lawrence, Kansas, Denver, Colorado, and Oklahoma City, Okla. This gives us three excellent shipping points. Order from the house which will be the most convenient for you.

Just send in your orders. You'll be pleased with our service and well satisfied with our seeds.



The Location of Our Three Stores.

Chang-sha, Hunan Prov., China,  
December 24, 1919.

Barteldes Seed Co.,  
Lawrence, Kansas.

Dear Sir:—We have just received a smaller parcel of your seed, and now the invoice comes in for the \$18.00 order, and we hope these will be here soon, though they have not come yet.

Those we got from you gave fine satisfaction, and the Chinese who grow gardens around Chi-Kong now beg of us and insist that we get seeds for each of them, and from you and no one else, for they say they have tried other places, and never had such seeds, and that all came up, and were as advertised. This is a good add for you, from the very heart of China, and we are glad to get it.

Yours truly,  
ALLEN N. CAMERON.

**"Be Not the First to Cast the Old Aside  
Nor Yet the Last to leave the New Untried"**


# BARTELDES

## SOME NEW VEGETABLES FROM CHINA

### Saikyo Squash

Saikyo is a curiously shaped Squash from China. Its odd shape makes it a splendid novelty and it is also an excellent table squash. The squash is dark green in the summer and in the fall it turns to a light brown. The flesh is thick and of delicious flavor. It is solid and a good keeper. Pkt., 10c; oz., 25c.

**PLANT  
THESE  
FOR  
YOUR  
COUNTY  
FAIR.**



Saikyo Squash.

### Pe Tsai, or Chinese Cabbage

Also called Celery Cabbage. This variety of recent introduction has attained popularity in California, Florida and many sections of the East and South. It is most largely used in salads like celery or cut up like cabbage in cold slaw.

For spring planting seed should go in the ground as early as soil can be worked as it quickly runs to seed when hot weather comes on.

It really does not belong to the cabbage family as we know it in this country and will not assume the rather celery-like form unless the plants are banked up as they grow or the leaves tied up over the center to hold it in upright position and at the same time blanching the inner leaves and leaf stems. If left to grow loose without banking or tying the leaves will spread out like Cos or Romaine lettuce.

Failure to bank or tie up in this manner has frequently led to disappointment for those growing it for the first time. Pkt., 10c; oz., 30c.




Chinese Cabbage.



Long China Cucumber.

### Chirimen Squash

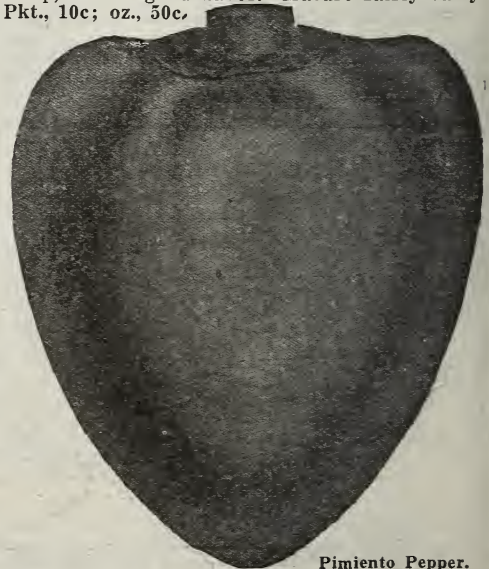
A flat, rather small but delicious squash from China. The flesh is thick, a beautiful golden yellow and fine grained. This squash can be used for pies and is delicious when baked and buttered. It can be used either in the fall or early winter. Pkt., 10c; oz., 25c.



Chirimen Squash.

### Long China Cucumber

A remarkable new long green Cucumber from China. When mature about 20 inches long and 2 to 3 inches in diameter. Some are straight and others curved. Vines are vigorous and cucumbers are of excellent quality. Flesh solid, crisp, and of good flavor. Mature fairly early. Pkt., 10c; oz., 50c.



Pimiento Pepper.

### Pepper Pimiento

This new pepper is very mild, with thick heavy flesh and has a delicate flavor. The shape is very good, being of medium length and smooth. It presents an attractive appearance when filled for the table. It is also delicious when used in salads or creamed like onions. Very prolific and a good shipper. Pkt., 10c; ½ oz., 35c; oz., 60c; ¼ lb., \$2.00.

# NOVELTIES

Grow Some Novelties and Make Yours the most Interesting garden in the neighborhood

## Albino Tomato

Without question one of the best vegetables introduced in recent years. A most unique variety in that the tomato is white clear through.

The Albino is not only desirable on account of the novelty of the white color but also on account of the excellent qualities. It has a flavor which is delicious and entirely distinct.

The Albino is free from acid. People who can not eat ordinary tomatoes on account of the acid will be delighted with the Albino. It is robust, rather tall, bears fruit for a long time and in clusters of three to five.

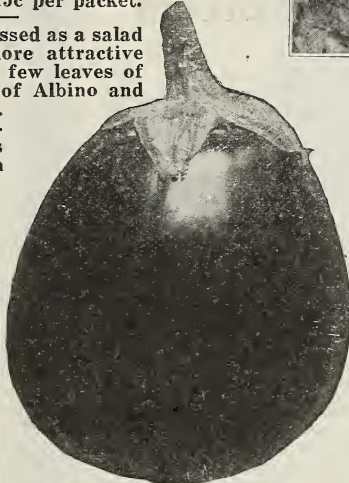
The seed of Albino is exceedingly scarce and our supply is very small. Last year our supply was exhausted before the season was half over.

Packets of 15 seeds, 15c per packet.

The Albino is unsurpassed as a salad tomato. Nothing is more attractive than a salad plate of a few leaves of lettuce and two slices of Albino and two slices of red tomato. You can picture the surprise of your guests on being offered such a dish.



Albino Tomatoes.



Black Beauty Egg Plant.

## Black Beauty Egg Plant

The earliest large-fruited variety. The fruits set freely and develop quickly, so the entire crop can be harvested before frost. They are large, thick, and of a rich lustrous purplish-black. The calyx is entirely free from thorns or spines. Pkt., 10c; ½ oz., 35c; oz., 60c; ¼ lb., \$2.00.


## Fordhook Bush Lima

This potato lima was bred from the old Kummerle or Dreer Bush Lima and is much superior to its parent. It has the very excellent habit of growing stiffly erect and therefore keeping its beans off the ground.

The plants are about thirty inches high and bear an immense crop of fine large pods. The pods are borne in clusters of from five to eight and measure five to six inches long. The beans are delicious and mature eight to ten days earlier than other bush limas. Pkt., 10c; ½ lb., 30c; lb., 50c, postpaid. Not postpaid, lb., 40c; 2 lbs., 75c.

## Copenhagen Market Cabbage

Without doubt the finest, largest round-headed early cabbage in cultivation. The type is fixed and heads mature all at the same time. This is a big advantage to the market gardener. The heads are large, averaging about 10 pounds, are very solid and of fine flavor. It matures as early as the Wakefield and yield is much heavier. The plant is short stemmed. Color is light green. Seed from originator in Denmark. Pkt., 10c; ½ oz., 30c; oz., 50c; ¼ lb., \$1.50.



Copenhagen Market Cabbage.



Fordhook Bush Lima.

## Sunrise Kaffir

### A NEW KAFFIR WITH A SWEET STALK

This is a new kaffir which has been developed at Woodward, Oklahoma. It has rather small heads and small kernels but the yield of grain is very high. It threshes out more grain than will be expected from the appearance in the field.

A very important characteristic of Sunrise Kaffir is that stalks and leaves are very sweet, being similar to sweet sorghums. The stalks are slender and produce more leaves than other kaffirs. Therefore, the fodder is not only of excellent quality but also produced in large quantities and with very little waste in feeding.

It matures early and makes fine silage. It grows rather tall and is well adapted to handle with row binder and head with knife or axe in bundle. The butts may then be stacked and fed. The fodder being sweet may sour in the stack the same as cane does unless properly handled.

Plant Sunrise Kaffir and get the double benefit of a heavy yield of White Kaffir grain and an abundance of fodder almost as sweet as sorghum. Prices, lb., 20c, postpaid. Not postpaid, per lb., 15c; 5 lbs., 50c; 25 lbs., \$2.00.

## Black Japanese Broom Corn

The two special features of this new broom corn are: First, the length of the brush; and second, the freedom of this brush from center-stem. All broom corn growers will at once recognize the big advantage of this fine long brush. The brush as shown in the picture is 26 inches long.

Black Japanese Broom Corn has been grown in both the Illinois and the Southwestern Kansas fields with excellent results. The plant grows tall, up to 10 feet, and this variety is extremely popular wherever it has been given a trial.

Prices, postpaid, 1 lb., 15c. Not postpaid, 1 lb., 10c; 5 lbs., 45c.

See our Pink List for prices in larger quantities.

## Pink Kaffir

### SURE TO MATURE

Every grower of Kaffir Corn knows that nearly every year thousands upon thousands of bushels of Kaffir Corn are caught by early frosts, and every Kaffir Corn grower will appreciate the great value of variety that will mature from two to three weeks earlier than the White Kaffir.

This difference of two weeks in maturing often means just the difference between a big heavy yield and a field ruined by an early frost.

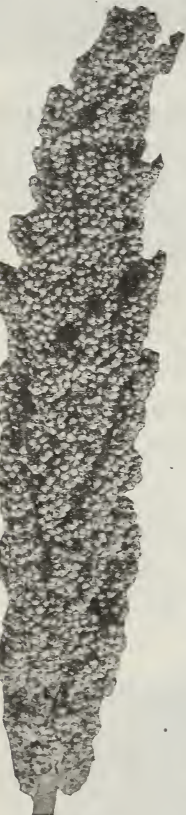
Pink Kaffir will grow in wetter soil and will stand more dry weather than White Kaffir. Unlike White Kaffir the Pink does not stop growing in dry weather but keeps right on.

The stalk of the Pink Kaffir is slender but the plant has just as many leaves and makes just as much fodder as other Kaffirs. The heads are rather slender but long. Yields are fully as heavy as White or Red Kaffir.


One grower reports as follows: "In 1916 I planted White Kaffir ten days before I did the Pink. The White did not mature while the Pink made 43 bushels per acre. In 1917 I planted both White and Pink at the same time. The White did not mature while the Pink made a heavy yield."

Plant at least a few acres of Pink Kaffir. It will pay you.

Per lb., 10c; 5 lbs., 40c, postage extra. For prices of larger quantities see Pink List.



Pink Kaffir.



Black Japanese Broom Corn.

## Golden Ponderosa Tomato

### A SPLENDID NOVELTY

There are several varieties of Yellow Tomatoes on the market, but most of them are valuable only on account of the novelty of the yellow color.

The Golden Ponderosa has all the good qualities of the Red Ponderosa, and in addition has a striking yellow color, which makes it very attractive.

It is a heavy yielder and the tomatoes are of very large size and of a delicious flavor. Excellent for slicing and when the slices are served on a dish with slices of red tomatoes the effect is very pretty and attractive. Pkt., 10c; ½ oz., 30c; oz., 50c.



Golden Ponderosa Tomato.

**ADJUSTO PLANT SUPPORTS**

Are Just the Thing for Tomatoes.

See Page 118


## Barteldes Greeley Wonder Melon

The most delicious melon we've ever eaten. The Greeley Wonder Melon was originated by one of our growers in Greeley, Colorado. The melon is of large size, round but slightly flattened at the ends.

The flesh is of light orange color, very, very thick but it is the taste that makes the hit. The Greeley Wonder is simply delicious and you have to taste it yourself to appreciate it.

The melons will weigh up to ten and twelve pounds and are borne in goodly quantities. The Greeley Wonder is not a good long distance shipping melon. It is all right to ship to markets that can be reached the next morning but longer shipping is not recommended. A peculiar feature of the Greeley Wonder is that when the melons are ripe they break from the stem.

Be sure you try the Greeley Wonder. We know you'll be delighted. Pkt., 10c; oz., 30c; ¼ lb., \$1.00.



Barteldes' Greeley Wonder Melons.

## The New "June Pink" Tomato

Undoubtedly the best pink-fruited early Tomato in cultivation. It is fully as early as "Spark's Earliana," of high productiveness and the vines are absolutely blight proof. The splendid round, solid, meaty Tomatoes are the attraction of the markets.

The plants are very thrifty, making a very vigorous growth. The fruits are usually set in large clusters and run from 2½ to 3½ inches in diameter. They stand shipping exceedingly well and bring highest prices wherever offered. The Tomatoes are solid, free from core, have only few seed cavities and the meat is of fine flavor. "June Pink" is altogether the most desirable pink variety of first crop. Pkt., 10c; ½ oz., 30c; oz., 50c.



Anaheim Pepper.

## Calabash Pipe Gourd

A rapid growing climbing annual from South Africa. The very popular Calabash Pipes are made from the fruit. When grown to make pipes it is best to let the vines run on the ground like cucumbers. These pipes are very light and color nicely. Pkt., 10c.

## Pioneer Pea

The Pioneer is a new variety of the large podded dwarf type. The pods are even larger than those of the Gradus and the vines are up to 24 inches tall. The Pioneer is strictly an early variety, being just a few days later than the Alaska and from eight to eleven days earlier than the Telephone.

The Pioneer is a fine new variety worthy of a place in every garden and especially in the market garden.


Postpaid, pkt., 10c; ½ lb., 30c; lb., 50c. Not postpaid, lb., 45c; 2 lbs., 80c.

## Anaheim Pepper

Plants are very vigorous and produce fruits 6 to 8 inches long, tapering from 1½ to 2 inches in diameter at top to almost a point. When dried they are a brilliant scarlet and are still more pungent than the Black Mexican Chili Pepper. Pkt., 10c; ½ oz., 35c; oz., 60c; ¼ lb., \$2.00.

## Banana Squash

The sweetest of all squashes. It is excellent for cooking when young and is also a fine keeper after it is matured. The squashes are from one to two feet long, ranging from bright yellow to olive green in color, the flesh is firm, solid, a beautiful orange color and of fine quality. A splendid squash for either home use or the market. Pkt., 10c; oz., 25c; ¼ lb., 80c.



Pioneer Pea.

## Some Novelties

### Dahlia-Flowered Zinnia

A WONDERFUL NOVELTY

Unquestionably one of the best new flowers introduced in recent years and we predict that the Dahlia Flowered Zinnia will become as popular as the Spencer Sweet Peas.

The flowers are of a true Dahlia flowered type, very large, uniform and of a great range of color. There are many beautiful shades and combinations never seen in Zinnias before.

When these flowers are picked it is very difficult to distinguish them from real Dahlias. Be the first to show this splendid novelty in your neighborhood. Pkt., 15c.

### Dimorphotheca Aurantiaca

The African Golden Orange Daisy

This is an extremely showy annual of easy culture and is a beautiful flower. The hardy plant has a branching habit, growing 10 to 12 inches in height, and is an exceedingly profuse bloomer. The marguerite-like blossoms, about 2½ inches in diameter, are of a rich, glossy orange gold color. Pkt., 10c.



Dahlia-Flowered Zinnia.

### Chinese Woolflower

This is one of the most attractive flowers of recent introduction. The plants grow about two feet high, bearing one large center flower and numerous others on side shoots. Each flower resembles a ball of beautiful scarlet wool.

Each plant with the many flowers of green foliage has the appearance of a well arranged bouquet. The flowers are borne from early summer until late fall and retain their beauty until cut down by frost.

If flowers are cut when fresh and then carefully dried they will hold their color all winter.

Can be used effectively for masses or borders. Pkt., 15c.

### Orchid-Flowered Pansy

Here is a unique type of pansy among the giant-flowered class. The upper petals are upright and plaited resembling orchids. The colors are terra cotta, flesh, orange, rose pink and lilac. The color combinations are unique and different from others. All pansy growers should try a packet of these as we are sure they will be delighted with them. Pkt., 15c.



Crested Cosmos.

### Crested Cosmos

A new and very beautiful type of this most popular flower. The double crowns give the flowers a very dainty and most attractive appearance. They are as easily grown as the common Cosmos. The flowers are white and pink but owing to the fact that the type is not entirely fixed some flowers will be single. Packet, 15c.



### Rosy Morn Petunia

A new and very attractive Petunia. The plants are bushy and compact, and while the flowers are only of medium size they are borne in great abundance throughout the summer and fall. The flowers are of a clear pink with a broad white throat making a beautiful contrast. Fine for porch boxes, pots, and beds. Pkt., 15c.

# In Flowers

## Cardinal Climbers

This is easily the best annual climber introduced in recent years. It is a very rapid grower and attains a height of twenty-five feet in a season. It has beautiful fern-like leaves and is literally covered from mid-summer to frost with brilliant, fiery red flowers about one and one-half inches in diameter and borne in clusters of five.

It needs a sunny situation and good rich soil. The seeds should be soaked in water a few hours before sowing and should not be planted outside until about the first of May. This plant is a very shy seeder and therefore the seeds are quite expensive. Pkt., 15c; 3 pkts., 30c.

## Fancy Japanese Morning Glory— Fringed


The perfection of Morning Glories. Immense flowers, often as big as a saucer. The colors, shadings and markings of the flowers are limitless. The foliage is luxuriant, distinct and varied, green, silvery, and yellow. The robust vines attain a height of 30 to 40 feet in one season. Soak the seed in luke-warm water for a few hours before planting. Mixed colors, pkt., 10c.

## Red Sunflower


Horticulturists have been trying for years to get a Red Sunflower. They have not quite succeeded, but have come very near it. We offer a flower the petals of which are red and tipped with yellow. This is a decided novelty and will please you. Pkt., 10c.

## Barteldes Colossal Zinnia

These flowers are of immense size and of many brilliant colors. Flowers keep for a long time and are fine for bouquets. These are just as easily grown as are the common Zinnias and these Colossal flowers are far superior. Pkt., 15c; 3 pkts., 30c.



Kudzu Vine.




Cardinal Climber.

## Double Morning Glory

The variety of colors is almost limitless, running from the darkest reds and purples through all shades of blue and pink to snow-white. Flowers are streaked, mottled, striped, marbled and bordered in wonderful fashion. They are double and semi-double and some are so much fringed as to have the appearance of a double flower. Mixed colors, pkt., 10c.

## Kudzu Vine

Jack-in-the-Bean-Stalk-Vine. *Pueraria Thunbergiana*. The most rapid growing plant we have ever seen. It dies to the ground each fall, but makes the remarkable growth of from 50 to 70 feet each summer. The leaves resemble those of the lima bean and the foliage is very dense. Will grow anywhere and can stand an immense amount of hot weather. It grows slowly at first but when once started it will surprise you. You can almost see it grow. Fine for covering porches, arbors or old trees. Seed, pkt., 10c; ¼ oz., 30c. Root, 40c each; 3 for \$1.10, postpaid.



## Honey Dew Melon

This melon, unknown a few years ago, is now offered on the menus of all Dining Cars, Hotels, and Restaurants, throughout the country.

The flavor of the Honey Dew is so delicious and so entirely distinct that it has at once put this melon in a class by itself.

The melon was produced by crossing the well-known Rocky Ford with an African melon. The result of this cross was then crossed with the Improved Hybrid Cassaba and this produced a melon which retained the sweetness of the Rocky Ford, the delicious flavor of the African melon and the smooth hard shell of the Cassaba.

The average size of the melon is six inches in diameter and seven to eight inches in length, weighs five to six pounds. The skin is smooth with an occasional net, and is a creamy yellow when ripe. The flesh is emerald green, very thick, melting, fine-grained, and can be eaten clear to the rind. The rind being hard, impervious to water and not easily bruised makes the Honey Dew an excellent shipper.

The qualities mentioned above would alone make this a fine melon but the flavor of the Honey Dew puts it in a class by itself. The Honey Dew is as sweet as honey and has a delicious flavor all its own. This flavor seems to be a combination of many, among which are pineapple, banana, and vanilla.

Prices, pkt., 10c; oz., 25c;  $\frac{1}{4}$  lb., 75c.

## Martha Washington Rust-Proof Asparagus

A new American strain of Giant Asparagus. The United States Department of Agriculture started a campaign to produce rust resistant asparagus and the Martha Washington is one of the results.

Commercial growers are especially urged to give this new variety a thorough trial. Pkt., 10c; oz., 30c;  $\frac{1}{4}$  lb., \$1.00.

## Danish Stonehead or Roundhead Cabbage

Produces fine round heads that are very solid and of unusually dark purple color.

This rich coloring extends to the center of the head and a cross-section shows but very little white.

The plants are of strong growth and the heads about eight inches in diameter and very uniform. This is the best keeper of any of the Red Cabbages. Pkt., 10c; oz., 50c;  $\frac{1}{4}$  lb., \$1.60.




Danish Stonehead.

## Sure Crop Wax Bean

Sure Crop Wax is a new variety produced by crossing Currie's Rust-Proof with Round Pod Kidney Wax. It is very early, the pod is long, being flat when young but becoming thick-flat later. The seed is black and the pod of a rich yellow color, perfectly stringless at all stages of growth and of fine flavor.

The Sure Crop Wax is very vigorous and healthy, very prolific and altogether an excellent variety. Postpaid, pkt., 10c;  $\frac{1}{2}$  lb., 30c; lb., 50c. Not postpaid,  $\frac{1}{2}$  lb., 30c; lb., 40c; 2 lbs., 75c.

Sure Crop Wax Bean.

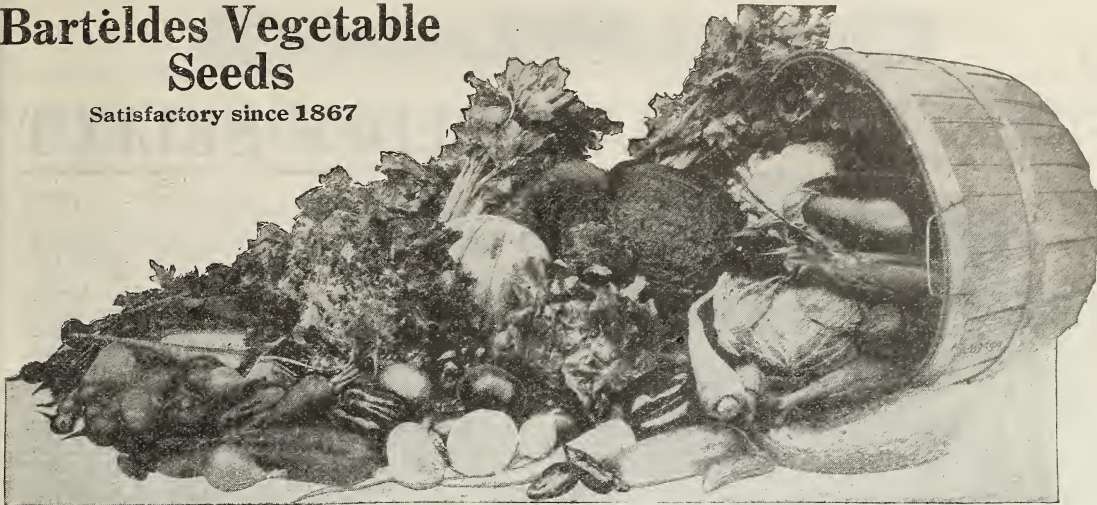


WE RECOMMEND SURE CROP WAX HIGHLY.



# Barteldes Vegetable Seeds

Satisfactory since 1867




The cost of living is coming down but like most good things it is coming down slowly. Help it along by planting a garden. A good garden will not only reduce your grocery and meat bills but will provide your table with fresh, crisp vegetables, much superior to those you buy in the stores.

## Artichoke

There are two kinds of Artichokes. The Green Globe and the Jerusalem. The heads of the Green Globe are cooked like Asparagus and make a very delicious food. The roots of the Jerusalem are used for stock feed.

**CULTURE.** Sow in April in rich soil and transplant the following spring to permanent beds (in rows or hills) three feet apart and two feet between the plants. Green Artichoke gives only partial crop the first season, but the beds will be bearing for years. Protect in winter by a covering of leaves or coarse manure.

**LARGE GREEN GLOBE.** The standard variety. Produces large, globular heads, scales, green shading to purple. Pkt., 10c.



Asparagus.

Make your plans early, buy Barteldes seeds, put in a little time each day and the results will surprise you. If you need information about gardening let us send you our Garden Guide.

Farmers and Gardeners of the Middle West have been planting Barteldes Seeds since 1867 and the steady growth of our business during these years is a sure sign that our seeds give satisfaction.

The prices in this catalog of all vegetable and flower seeds except Peas, Beans and Sweet Corn, are sent postpaid at the catalog prices. In ordering Peas, Beans and Sweet Corn, please add postage according to the zone rate to your postoffice.

## Asparagus

**Culture.** The seed can be sown in any garden soil and should be sown in rows about 14 inches apart as early in the spring as possible. Cultivate thoroughly and thin plants to three inches in the row. The permanent bed should be deep, rich, loamy soil, well stirred, and as these beds must bear for a good many years they should be well manured and fertilized. If the soil is of stiff clay it should be loosened up by using plenty of sand or even coal ashes. Have rows from two to four feet apart and set the plants a foot apart and at least six inches below the surface. Cut sparingly the second season, but after that the beds will yield full crops. One ounce of seed will produce about 250 plants and it takes four or five pounds to the acre.

For full directions how to grow Asparagus, get our Asparagus Book by Hexamer. Price, 50c.

**COLUMBIAN MAMMOTH WHITE.** A magnificent variety. It furnishes fine, white shoots, which stay white as long as they are fit to use without any artificial means of blanching. Pkt., 5c; oz., 10c;  $\frac{1}{4}$  lb., 30c; lb., \$1.00.

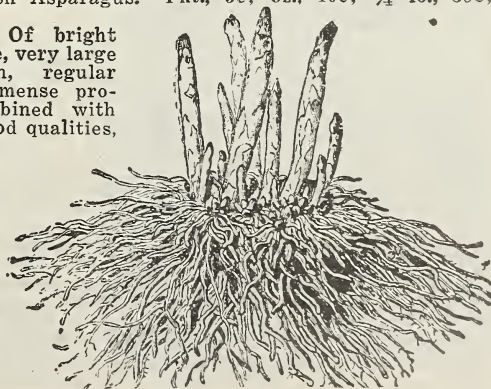
**CONOVER'S COLOSSAL.** The standard sort, of a large size and excellent quality. Pkt., 5c; oz., 10c;  $\frac{1}{4}$  lb., 30c; lb., 80c.

**EARLY ARGENTEUIL.** Just recently introduced. It is very early and of extremely vigorous habit, two qualities which make this variety less apt to be attacked by rust. The flavor of the stalk is very delicious. It is appreciated wherever there are people who relish Asparagus. Pkt., 5c; oz., 10c;  $\frac{1}{4}$  lb., 35c; lb., \$1.00.

**PALMETTO.** Of bright green appearance, very large size and even, regular growth. Its immense productiveness combined with earliness and good qualities, make it a fine variety for general use. Pkt., 5c; oz., 10c;  $\frac{1}{4}$  lb., 30c; lb., 80c.

### ASPARAGUS ROOTS

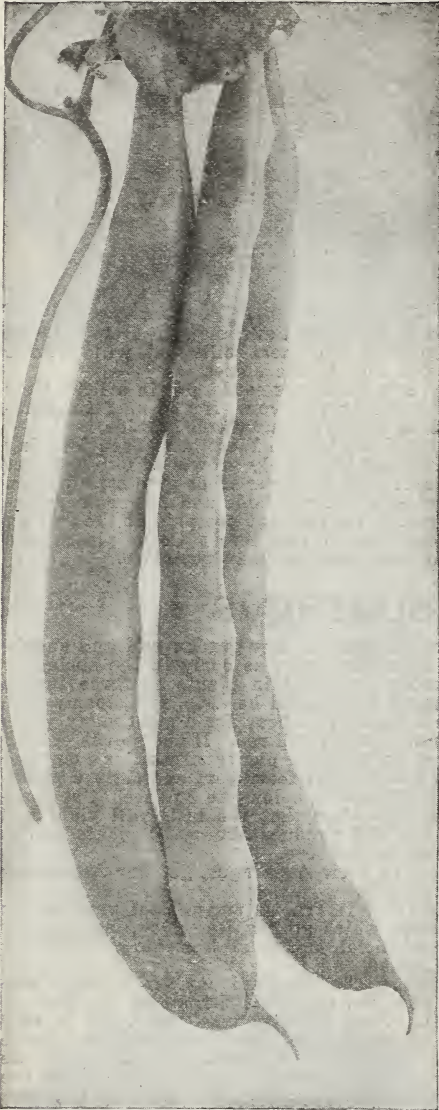
We can furnish roots of the above varieties at 25c per doz.; and \$1.25 per 100, postpaid.



Asparagus Roots.

**PRICES OF BEANS (Except  
Packets) DO NOT INCLUDE  
POSTAGE**

## BARTELDES SELECT



•Barteldes' Stringless Green Pod.

**EXTRA EARLY RED VALENTINE.** An old favorite and has only recently been surpassed by the Stringless Green Pod. Very prolific and the pods are fine and round, and very tender while young. It is as early as the preceding one, but the pods are not quite as long nor as straight. Pkt., 5c;  $\frac{1}{2}$  lb., 20c; lb., 30c.

**EARLY YELLOW SIX WEEKS.** The pods are long, flat and of a bright green color. Plants form erect bushes. Pkt., 5c;  $\frac{1}{2}$  lb., 20c; lb., 30c.

**GIANT STRINGLESS GREEN POD VALENTINE.** The round, meaty pods resemble the Early Red Valentine, but this bean matures a week or ten days later. The pods are quite stringless and brittle at all stages and this variety is to be recommended highly. Pkt., 5c;  $\frac{1}{2}$  lb., 20c; lb., 30c.

Please add postage to one-half and one pound prices. See special list for prices in larger quantities.

**Notice.** We are selling everything by the pound. A pound of beans is equal to a little more than a pint.

In ordering beans, peas, and sweet corn, grass, and other field seeds by mail please add postage at regular parcel post rates.

The Bean is one of the most satisfactory vegetables for the home garden. A small patch will supply a good many messes for the table, an almost constant supply can be had by making successive plantings of about ten days apart during the spring, and a fall crop can be had by planting about eight weeks before the first expected frost. They can be served in several different ways and are very easily canned for winter use.

**Culture.** Bush Beans can be planted either in hills or drills but the latter method is the more common. The beans should be planted from one and a half to two inches deep and about four inches apart. The soil should be thoroughly pulverized so the beans will have no difficulty in pushing through. The rows can be from eighteen inches to three feet apart.


Beans are often planted as a catch crop between squashes, cucumbers, etc. They protect the tender vines and are out of the way before the entire area is needed for the companion crop. Beans are also planted between the lettuce plants just before the latter reach marketable size, so that by the time the lettuce is removed the area will be occupied by the young beans. One pound to 60 feet of drill; 1 to  $1\frac{1}{2}$  bushels to the acre.

### Dwarf Green Pod Beans

**BARTELDES' STRINGLESS GREEN POD.** We offer this fine new stringless bean, which is not only of fine quality, but especially valuable, being a week or ten days earlier than other stringless varieties. The plant is small, bushy, very erect, compact, of well rounded form and prolific. Pods are about  $4\frac{1}{2}$  inches long, straight, bright green, oval round through cross section and contain five to six seeds. The seeds are yellowish and of good size. Pkt., 5c;  $\frac{1}{2}$  lb., 20c; lb., 35c.

**STRINGLESS GREEN POD.** This is today the most popular bean of its class and is the staple variety for general purposes. The pods are long, round, thick, free from strings and very meaty. They are of dark green color, very attractive and of excellent flavor. The plants are very vigorous and the pods are produced early and in large quantities. Pkt., 5c;  $\frac{1}{2}$  lb., 20c; lb., 30c.

**BABY BEANS.** This summer pick a mess of beans when the pods are about half grown. You will be delighted with the tenderness and flavor of these Baby Beans.



Early Yellow Six Weeks.

# SEED BEANS

PRICES OF BEANS (Except Packets) DO NOT INCLUDE POSTAGE

## Dwarf Wax Pod Beans

**SURE CROP WAX.** (See under Novelties.)


**IMPROVED GOLDEN WAX (Rust Proof).** The standard wax bean for years. The pods are large, slightly flattened, brittle, quite stringless when young, and of golden wax color. It is very tender, of fine flavor, and is unexcelled as a shell bean for winter use. The bushes are of compact growth and very prolific. Pkt., 5c; ½ lb., 20c; lb., 30c.

**DWARF BLACK WAX.** Sometimes called Butter Beans. One of the earliest varieties, producing fine, round, meaty pods of good quality. Pkt., 5c; ½ lb., 20c; lb., 30c.

**WARDWELL'S KIDNEY WAX.** Highly recommended for private planters and market gardeners. The pods are flat, straight, and are produced in large quantities. Pkt., 5c; ½ lb., 20c; lb., 30c.

**PENCIL POD BLACK WAX.** Plant grows about 15 inches high, very productive, with straight pods 6 to 7 inches long, light golden yellow color, round, meaty, and deeply saddle-backed; flesh brittle, solid, and stringless; flavor fine. Pkt., 5c; ½ lb., 20c; lb., 30c.

**DAVIS' WHITE WAX.** This bean does not discolor, and is therefore excellent for canning. It is immensely productive and a very good shipper. The pods are straight and 5 to 6 inches in length. The dry bean is white and very desirable for winter use. Pkt., 5c; ½ lb., 20c; lb., 30c.



Pencil Pod Black Wax.

## Dwarf Soup Beans

**DWARF HORTICULTURAL.** An excellent soup bean in summer, a fine baking bean in winter. Pkt., 5c; ½ lb., 20c; lb., 30c.

**LARGE WHITE MARROWFAT.** The standard of white soup beans. Pkt., 5c; ½ lb., 20c; lb., 30c.

**FORDHOOK BUSH LIMA.** (See under Novelties.)

## Bush Lima Beans

**BURPEE'S BUSH LIMA.** This is the bush form of the Large White Lima. The bush is about 20 inches high and up to two and a half feet in diameter, bearing from 50 to 100 large pods. Pkt., 5c; ½ lb., 20c; lb., 35c.

**HENDERSON'S BUSH LIMA.** This bean is about two weeks earlier than the pole Limas. It needs no stakes and produces an enormous crop of delicious Lima beans. The beans are not large but are borne in great numbers. This variety is especially adapted to the west and middle west. Pkt., 5c; ½ lb., 20c; lb., 30c.

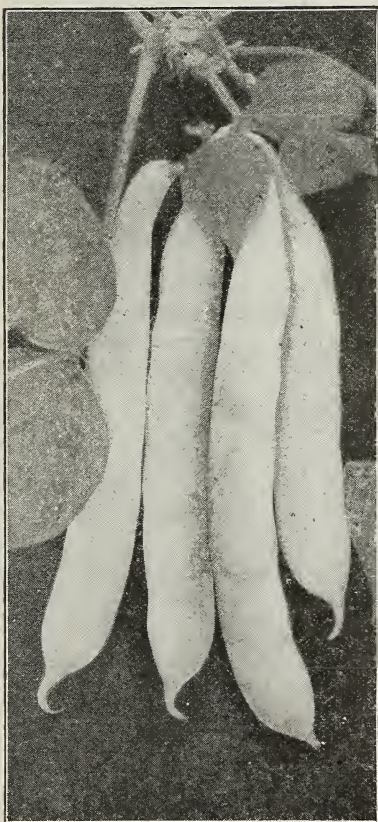
**INOCULATE YOUR SEED BEANS — IT INCREASES THE YIELD AND IMPROVES THE SOIL.**

I have bought seeds of you 35 years.


First, as C. Arnoldy.  
Second, as Arnoldy & Young.  
Third, as J. M. Young & Co.  
Fourth, as Arnoldy & Diebolt.

And now as C. Arnoldy.  
Changed partners but always stayed by Barteldes.

**PLANT MORE BEANS. EAT MORE BEANS. YOU WILL RELISH THEM.**



Golden Wax.



Henderson's Bush Lima.

# POSTAGE EXTRA POLE BEANS POSTAGE EXTRA



**Burger's Green Stringless Pole Bean.**

**BURGER'S GREEN STRINGLESS.** This bean has surpassed the old Kentucky Wonder, it being earlier and bearing for a longer time. The pods are stringless and up to eight inches long, dark green, very tender, and have a delicious flavor. The dry beans are white. Pkt., 5c;  $\frac{1}{2}$  lb., 25c; lb., 35c.

**KENTUCKY WONDER or OLD HOMESTEAD.** This has been for a long time the most popular bean. It is very vigorous, climbs well, and bears abundance of nearly round pods which are often ten inches long. Pkt., 5c;  $\frac{1}{2}$  lb., 25c; lb., 30c.

**WHITE CREASEBACK.** Extremely early and matures all its pods at the same time. Vines are medium sized but wonderfully productive in good soil. The pods are quite round, quite fleshy, medium sized, silvery green, and are borne in clusters of four to twelve. Are excellent snap beans, fine shippers and are especially fine for baking. Pkt., 5c;  $\frac{1}{2}$  lb., 25c; lb., 35c.

**LAZY WIFE.** So named because of the easy picking, and a very popular bean in some localities. Pods are broad, thick, very fleshy, entirely stringless and of a rich buttery flavor when cooked. The beans are white and make a good dry bean for winter use. Pkt., 5c;  $\frac{1}{2}$  lb., 25c; lb., 40c.

**CUT SHORT or CORN HILL.** The old standard for planting among corn. Pods are short, round, and tender. Pkt., 5c;  $\frac{1}{2}$  lb., 25c; lb., 35c.

**WHITE DUTCH CASEKNIFE.** Pods are large, flat, and green; can be either snapped or shelled. Pkt., 5c;  $\frac{1}{2}$  lb., 25c; lb., 35c.

**HORTICULTURAL or SPECKLED CRANBERRY.** A showy bean and matures in eighty days. Pods green, dashed with red, valued as a snap or for shelling. Pkt., 5c;  $\frac{1}{2}$  lb., 25c; lb., 35c.

**EARLY GOLDEN CLUSTER WAX.** The only wax bean among the pole varieties. It bears from July until frost and the pods are six to eight inches long and come in clusters from three to six. The flavor is most excellent. Pkt., 5c;  $\frac{1}{2}$  lb., 25c; lb., 35c.

## Flowering Beans

**SCARLET RUNNER.** Has a fine scarlet flower and is very desirable for covering trellises, old fences, etc. The green pods are edible. Pkt., 5c;  $\frac{1}{2}$  lb., 30c; lb., 50c.

## Pole Lima Beans

**LARGE WHITE LIMA or BUTTER BEANS.** The old favorite and of fine flavor. Pkt., 5c;  $\frac{1}{2}$  lb., 25c; lb., 35c.

**KING OF THE GARDEN LIMA.** This is a decided improvement over the large white, being a strong grower, very productive and bearing large, well filled pods. The beans are usually shelled, of fine quality and excellent flavor. Pkt., 5c;  $\frac{1}{2}$  lb., 25c; lb., 35c.

**SMALL CAROLINA or SIEVA LIMA.** This is a small type of the pole limas. It matures quickly, produces immense crops, and makes an excellent bean for winter use. Pkt., 5c;  $\frac{1}{2}$  lb., 25c; lb., 35c.

**THE BARTELDES' GARDEN GUIDE** tells how to store vegetables for winter use. The book is free. Send for a copy when you order.

### PLANT LIMA BEANS WITH THE EYES DOWN.

The Lima has such heavy seed leaves that it can't turn over in the ground and push its way through the soil as do smaller seeds. It rots before it can make the turn unless it is in light soil or covered only slightly. The bean has to come through the soil edge first, the seed leaves opening on the edge when they swell and burst the white papery covering. Planted eye down, the roots can start down and the thin edge can start pushing upward and it will come to healthy growth without difficulty.



# Barteldes Beets


Beets are so easily grown that no garden is complete without a few rows. The housewife has many ways of serving them. They are used for pickles, are boiled and sliced, and fried in butter, adding just a little vinegar before removing from the fire. No housewife could keep house without a good supply of beet pickles for the winter months.

Beets may be grown in any good soil but they do best in rich sandy loam. The seed should be sown just as soon as the soil can be dug and raked. Sow  $\frac{1}{2}$  to 1 inch deep, one seed to the inch, in rows about 18 inches apart and in soil that has been freshly prepared. After the seed is covered walk over the row to press the soil firmly around the seed.

When the beets are three or four inches high thin them out to 4 inches apart. The seedlings which are pulled out may be transplanted to another row. In doing this trim the roots and leaves a little and set them 4 inches apart.


By making repeated sowings it is possible to have beets throughout the summer. Beets for fall use and winter storage should be sown in August. Pack some beets in a box with sand, keep this box in the cellar and you can have them far into the winter.

An ounce of seed will plant a row fifty feet long; 5 to 6 pounds to the acre.



Barteldes' Early Blood Turnip Beet.

## Plant Beets in the Spring and in the Fall



Early Model Beet.

**EARLY MODEL.** The earliest of any beet in existence. It is of perfect globe shape with small tap roots. The color of the flesh is very dark red, which makes it splendid for pickling purposes. In flavor it cannot be beat. It is tender, sweet, and juicy, retaining its crispness throughout the season. The foliage is of a very dark color, is very small, permitting close planting of beets. This is one of the best acquisitions of recent years. Pkt., 5c; oz., 10c;  $\frac{1}{4}$  lb., 35c; lb., \$1.25.

**BARTELDES' EARLY BLOOD TURNIP.** This is a carefully selected strain of this Blood Turnip Beet. It is very early, deep blood red and almost round. It is smooth and an excellent forcing variety. Good for main, spring, or summer crop, and is a fine keeper. It cooks sweet and crisp and is an excellent beet in every respect. Pkt., 5c; oz., 10c;  $\frac{1}{4}$  lb., 35c; lb., \$1.25.

**EDMOND'S BLOOD TURNIP.** Handsome round shape, skin very deep, blood red color, flesh very dark and exceedingly sweet and tender. Very regular and of good size. Makes excellent bunch beets. Pkt., 5c; oz., 10c;  $\frac{1}{4}$  lb., 35c; lb., \$1.25.

**ECLIPSE.** This is as early as the Egyptian, but is more desirable owing to its globe shape, smoothness, and regularity. It has a small firm top, is very sweet, fine, and of dark red color. Pkt., 5c; oz., 10c;  $\frac{1}{4}$  lb., 35c; lb., \$1.25.

**HALF LONG RED.** Larger than the turnip beets and makes a heavier yield. Pkt., 5c; oz., 10c;  $\frac{1}{4}$  lb., 35c; lb., \$1.25.


### BOILED BEETS.

Wash and cook whole in boiling water until soft, which will require from one to three hours. Drain and put in cold water, and the skin may be easily removed. Cut in slices or cubes, season with butter, salt and pepper, or serve with white sauce.

The length of time required to cook will depend on whether the roots are fresh, old beets requiring considerable more time.

### BEEF GREENS WITH YOUNG BEETS.

The beets usually used for greens are those that are pulled in thinning out the seed row, and are the most desirable if roots have not reached 1 inch in diameter. Wash thoroughly and cook until tender in boiling salted water. Both tops and roots are used; the flavor may be improved by the addition of a piece of bacon. Season with butter, salt and pepper. Serve with or without vinegar.



Crosby's Egyptian Beet.

**CROSBY'S EARLY EGYPTIAN.** One of the earliest and best on the market. It is more globular than the Early Egyptian. Especially good for market gardeners. Pkt., 5c; oz., 10c;  $\frac{1}{4}$  lb., 35c; lb., \$1.25.

## BEETS—Continued.

**DETROIT DARK RED.** A choice strain of dark red turnip beet of globular to oval shape with smooth roots and small tops. Skin is blood red, zoned with light shades, tender, and sweet. Fine for market and canning. Pkt., 5c; oz., 10c;  $\frac{1}{4}$  lb., 35c; lb., \$1.25.



Detroit Dark Red Beet.

**EXTRA EARLY EGYPTIAN.** An extra early turnip-shaped variety; has small tops and grows quickly. The flesh is in alternate rings of white and red. Pkt., 5c; oz., 10c;  $\frac{1}{4}$  lb., 35c; lb., \$1.25.

**LONG BLOOD RED.** The old standard variety for table and cattle. It is the best drought resister of all; color deep red, flesh very sweet. Grows entirely under the ground. Pkt., 5c; oz., 10c;  $\frac{1}{4}$  lb., 35c; lb., \$1.25.

## Swiss Chard or Foliage Beet

This is a distinct vegetable from the common beet, much superior for greens, and is ready for use much earlier. When mature, the plants form broad, flat, and beautifully white and wax-like stems, which are very delicious when cooked as beets, as asparagus tips, or pickled. We recommend this beet. Pkt., 5c; oz., 15c;  $\frac{1}{4}$  lb., 50c; lb., \$1.50.



Swiss Chard.


## Broccoli

This plant belongs to the family of "Brassica" and is cultivated like Cabbage, Cauliflower, and the other members of that family. Sow early in the spring, then transplant and set out. It will form heads like Cauliflower, but it is more hardy and of a less delicate flavor. It is grown in cold localities to some extent, and also in the South for winter use.



**PURPLE CAPE.**  
Pkt., 5c; oz., 50c;  $\frac{1}{4}$  lb., \$1.50.

**LARGE WHITE MAMMOTH.** Pkt., 5c; oz., 50c;  $\frac{1}{4}$  lb., \$1.50.

Beets can be followed by Bush-beans, Late Cabbage, Sweet Corn, Carrots, Endive, Pickling Cucumbers, Kohl-Rabi and some others. Grow two crops on the same piece of ground.



White Broccoli.



Mammoth Long Red Mangel.

Many, many farmers are overlooking a most profitable feed for cows, hogs, and other stock. Every farmer who has any stock whatever should plant at least a small acreage of Mangels, and those farmers that feed many hogs and cattle should have a large acreage of this immensely productive crop.

The dairy farmer will find them to be especially valuable, but as hogs, horses, and even chickens eat them readily, they are of great value on any farm.

They will grow on almost any kind of soil, but a rich, moist one is preferred. As they require but a short growing season it is better not to plant them too early but to wait until you can get the soil in good condition.

As the roots grow partly and with some varieties mostly out of the ground, they are very easily harvested. The yield of these beets is immense. We have reports of over 45 tons to the acre and even a medium crop will make 30 tons to the acre. What crop can you grow that will beat this for a yield of good stock food per acre?

The soil should be plowed deeply and well pulverized. The rows should be about two and a half to three feet apart and seed sown at the rate of about four to five pounds to the acre. When the plants are about four inches high thin to about 12 to 15 inches apart in the row.

## Sugar Beets and Mangels

The plants that are taken out during this thinning process can be planted elsewhere and they will mature a little later than the main crop.

Mangels will stand a slight frost, but freezing will injure them and lead to rotting. At the approach of frost cut off the tops and feed these at once, then pull the roots and either store them by piling them up like cordwood in a root cellar or store them outdoors. When stored outdoors they should be piled about five or six feet high on a raised and sloping situation and covered with straw and about one inch of dirt. As it gets colder put on more dirt until a cover of about 6 inches is made. The roots will then keep all winter in good shape.

The roots should be cut up for cows but hogs can cut them themselves and chickens will pick them to pieces. They will provide excellent green food throughout the winter.

### Sugar Beets

**LANE'S IMPERIAL SUGAR.** Will yield almost as much as the best Mangel. Oz., 10c; ¼ lb., 30c; lb., \$1.00.

**VILMORIN'S IMPROVED SUGAR.** This is one of the best for making sugar. The skin is a creamy color and flesh is white. Oz., 10c; ¼ lb., 30c; lb., \$1.00.

### Stock Beets

**WHITE KLEIN WANZLEBEN SUGAR.** The beet contains 15 to 16 per cent sugar, and yields, under an average condition, 16 tons to the acre. It has a long slender root, and grows deeply sunk into the ground. Oz., 10c; ¼ lb., 30c; lb., \$1.00.

**GOLDEN TANKARD.** This is a yellow beet, the most prolific variety, and very nutritious. It is one of the most profitable varieties for stock feeding. Oz., 10c; ¼ lb., 25c; lb., 85c.

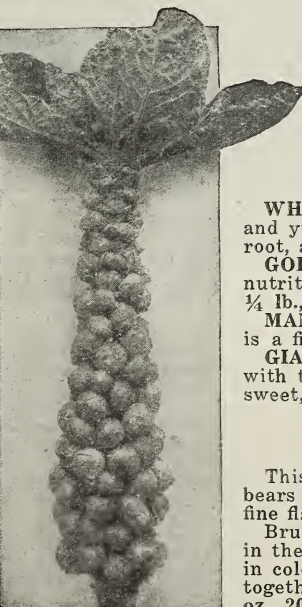
**MAMMOTH LONG RED MANGEL.** These roots attain an enormous size and it is a fine variety for feeding. Oz., 10c; ¼ lb., 25c; lb., 85c.

**GIANT HALF SUGAR MANGEL.** This beet combines the large size of the Mangel with the great feeding value of the Sugar Beet. The flesh is white, crisp and very sweet, and the beet sugar grows well above the ground. Oz., 10c; ¼ lb., 25c; lb., 85c.

## Brussels Sprouts

This is another member of the Cabbage family. They form a straight stock which bears on all sides a large number of miniature cabbages. These have a particularly fine flavor and are esteemed a delicacy by many.

Brussels Sprouts are more hardy than cabbage, and in mild climates may remain in the open ground all winter, the heads being removed as desired. For winter use in cold localities, take up plants that are well laden with heads and set them close together in a pit, cold frame or cellar, with a little soil around the roots. Pkt., 5c; oz., 20c; ¼ lb., 75c.



Brussels Sprouts.

WRITE FOR SPECIAL QUOTATIONS ON LARGE QUANTITIES.

# BARTELDES SELECT



Early Jersey Wakefield Cabbage.

## Early Pointed Head Varieties

**TRUE JERSEY WAKEFIELD.** This is a most remarkable variety, particularly adapted to the wants of market gardeners. It heads evenly from the latter part of June to the beginning of July. It is erect in growth and has cone-shaped heads. Our stock is of the true Long Island type, and is sure to give satisfaction. Pkt., 5c; oz., 25c;  $\frac{1}{4}$  lb., 80c.

**EARLY WINNINGSTADT.** A well-known and popular early variety, but matures a little later than the Early Wakefield. The heads are large solid, and hard, even in summer, decidedly conical, with bright glossy green leaves. This is a sure heading variety, valuable not only for early use, but also for winter cabbage. It is a favorite with the krautmakers. Pkt., 5c; oz., 25c;  $\frac{1}{4}$  lb., 80c.

## Second Early or Round Head Varieties

**THE GLORY CABBAGE.** This cabbage was recently introduced from Holland. It combines earliness with good size, qualities which are both very desirable for market purposes. This is easily one of the best sellers on the market. Pkt., 5c; oz., 25c;  $\frac{1}{4}$  lb., 80c.



Glory Cabbage.

**ALLHEAD EARLY.** This is the earliest cabbage of the large early sorts and cannot be recommended too highly. It is larger than other varieties of its class and grows remarkably uniform. Pkt., 5c; oz., 25c;  $\frac{1}{4}$  lb., 80c.

**EARLY SUMMER.** This variety is about five days later than the Wakefield, being fully double the size. In weight it is equal to most of the late varieties, and its short outer leaves enable it to be planted nearly as close as the Wakefield. Pkt., 5c; oz., 25c;  $\frac{1}{4}$  lb., 75c.

**EARLY DWARF FLAT DUTCH.** A very popular variety because of its heat-resisting character. It never flaws under the most severe heat, and produces heads after the earliest varieties have disappeared. Pkt., 5c; oz., 25c;  $\frac{1}{4}$  lb., 75c.

**USE BUG DEATH APHIS ON YOUR CABBAGE.**



Early Dwarf Flat Dutch Cabbage.



# CABBAGE SEED

**EARLY SPRING.** Its great value lies in its being a first early flat cabbage, a type much preferred over the pointed heads by many. It is of the "Allhead Early" type, resembling it in habit of growth, but smaller, and is nearly as early as the Wakefield. The heads have few outside leaves, and these are small and grow so close to the head that they can be planted very close together. It is round in shape, slightly flattened, very solid even before the cabbage attains their mature size. Pkt., 5c; oz., 25c; ¼ lb., 80c.

## Main Crop Varieties

**LATE PREMIUM FLAT DUTCH.** A large fall and winter variety which has proven to be especially adapted to Kansas and the middle west. Pkt., 5c; oz., 25c; ¼ lb., 80c.



Late Premium Flat Dutch Cabbage.


**LATE LARGE DRUMHEAD.** An old standard variety. The heads are dark green in color and of excellent quality. It matures late in season, is very solid and used largely for pickling. Pkt., 5c; oz., 25c; ¼ lb., 80c.

**THE DANISH BALLHEAD.** This variety of cabbage is grown exclusively for winter use by the Dutch gardeners, who brought it to perfection. The heads are perfectly round, extremely solid, fine grained, bear shipping well, and will keep far into the spring. It requires the full season to mature its heads alone. Pkt., 10c; oz., 35c; ¼ lb., \$1.25.

**SUREHEAD.** It is remarkable for its certainty to head and produce large, round, flattened heads of the Flat Dutch type. Pkt., 5c; oz., 25c; ¼ lb., 80c.

**ALL SEASONS.** A Drumhead cabbage as early and every way as good as Early Summer. This cabbage, while it matures a day or two later in the spring, when planted in July matures a day or two earlier than Early Summer in the fall, so that it will average as early, while the solid heads are from a third to a half again as large, and they are as good for winter use as for summer use. Pkt., 5c; oz., 25c; ¼ lb., 80c.

**ST. LOUIS LATE MARKET.** This variety is very popular with the krautmakers. The plant is very vigorous and hardy, the leaves are large and broad, the stem of moderate length, the head is large, white, and solid, and seldom bursts. Pkt., 5c; oz., 25c; ¼ lb., 80c.



Danish Ball Head Cabbage.


## RED CABBAGE

Danish Stonthead. (See Novelties.)

**MAMMOTH RED ROCK.** This is by far the largest and surest heading red cabbage ever introduced. The plants are large with numerous spreading leaves. The head is large, round, very solid, and of a deep red color. Ninety-eight per cent of the plants will form extra fine heads. Pkt., 5c; oz., 25c; ¼ lb., 80c.

## SAVOY CABBAGE

**DRUMHEAD SAVOY.** An excellent winter and spring family cabbage, partaking partially of the size of the Drumhead and the curled leaves of the Savoy. Market gardeners usually find it profitable to provide a limited quantity for discriminating customers; for family use it is equaled by none. Pkt., 5c; oz., 25c; ¼ lb., 80c.



Drumhead Savoy Cabbage.



Danvers Half Long.

Scarlet Horn.

Oxheart.

Chantenay.

Long Orange.

Hardy and easily grown and therefore one of the most satisfactory vegetables for the home garden. Young carrots when boiled and served with cream sauce are delicious. Soups and stws are not complete without carrots and they are also served in many other ways.

A constant supply of carrots may be had by sowing early sorts in succession or by sowing early, medium, and late varieties at the same time. Carrots may be left in the ground for a long time as they do not become bitter as do beets.

Any garden soil will grow carrots. For early crops sow as early in the spring as possible and in rows eighteen inches to two feet apart. Cover not more than  $\frac{1}{2}$  inch deep. When the plants are about three or four inches high thin out to two inches apart for the small early varieties and four inches apart for the late ones. Give them plenty of room. Keep them thoroughly hoed.

A packet will plant about 20 feet; an ounce, 150 feet; and three pounds, an acre.

The late crops should be dug in the autumn and stored like Turnips and other root crops.

## Table Use

**EARLY SCARLET HORN.** A very early variety. Recommended for the market and home garden. Texture very fine and very delicate in flavor. Pkt., 5c; oz., 10c;  $\frac{1}{4}$  lb., 30c; lb., \$1.00.

**OXHEART or GUERANDE.** The French Carrot is one of the most valuable varieties either for family use or for the market. It is an intermediate between the half long and the Horn types attaining a diameter of 3 to 4 inches at the neck. It is very productive, rich orange color and beautiful shape. Pkt., 5c; oz., 10c;  $\frac{1}{4}$  lb., 30c; lb., \$1.00.

**CHANTENAY or MODEL.** A nice smooth carrot of perfect and uniform shape. A heavy yielder, a fine table quality, 5 to 6 inches long and easily dug. The flesh is of a deep yellow color, tender and of excellent flavor. Pkt., 5c; oz., 10c;  $\frac{1}{4}$  lb., 30c; lb., \$1.00.

**DANVERS HALF LONG.** Admirable in color, fixed in habit, a wonderful producer, the best of all for the stock breeder, and valuable to the market gardener. With this variety the planters secure the largest return to the acre, with the least difficulty of harvesting. Pkt., 5c; oz., 10c;  $\frac{1}{4}$  lb., 30c; lb., \$1.00.

**IMPROVED LONG ORANGE.** The old standby for both stock feeding and table use, either summer or winter. Fed to milch cows, it increases the flow of rich milk and gives to the butter a fine flavor and a beautiful golden color. Pkt., 5c; oz., 10c;  $\frac{1}{4}$  lb., 25c; lb., 90c.

## Carrots for Stock Feeding

**LARGE WHITE BELGIAN.** Grows one-third out of the ground. Root pure white, green above the ground and has a shell top. It will grow to a very large size on rich soil and is very easily gathered. Flesh rather coarse and used exclusively for stock feeding purposes. Pkt., 5c; oz., 10c;  $\frac{1}{4}$  lb., 25c; lb., 90c.

**LARGE YELLOW BELGIAN.** Practically the same as the above, except that the color of the flesh is yellow. An excellent keeper. Pkt., 5c; oz., 10c;  $\frac{1}{4}$  lb., 25c; lb., 90c.

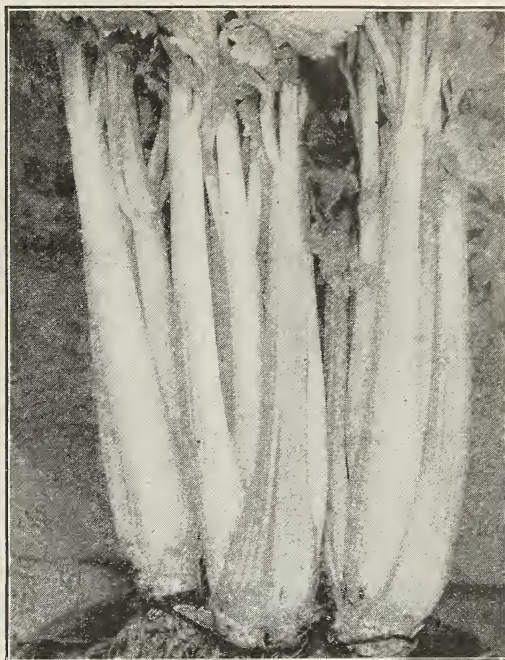
## NOTICE!

Don't overlook the special prices on garden seeds. Perhaps you can combine your order and get the benefit of these low prices.

# Celery

**Culture.** For early celery sow in March or February, in hotbeds, in drills 4 to 6 inches apart and cover about ¼ inch deep. When fairly out of seed leaf transplant to another bed, thin out to 2 or 3 inches in the row, and leave growing until needed to plant outside. In April plant the field in rows 18 to 20 inches apart, and set six inches in the row. In planting press the ground around the plants, but do not let any earth get into the heart. The soil should be very rich and the plants should be earthed up several times during their growth. Celery needs more water than any other garden crop, and is liable to get soft if not watered sufficiently.

For winter use sow the seed in the latter part of April, or beginning of May, in beds, and transplant in the fields in July. If the roots are to be dug up and put in trenches to bleach, allow two feet between the rows, or if they are to bleach in the same place where grown, allow four feet. When cold weather sets in dig a trench in a high well-drained place, one foot wide, and of a depth of a few inches less than the height of the celery. Set your plants closely in it and cover gradually with straw or hay and earth as the weather gets colder. The top of the trench should be sloping so as to allow the water to run off. One ounce of seed produces 2,500 plants and it takes about 42,000 plants to set one acre if the rows are 2 feet apart.



Golden Self-Blanching.

**GOLDEN SELF-BLANCHING.** This is a beautiful plant of close habit, compact growth, and has straight and vigorous stalks. The ribs are perfectly solid, crisp, and brittle. Its delicate flavor is surpassed by no other variety and moreover it has the decided merit of being self-blanching to a very remarkable degree. Our stock of this seed is selected with special care in France.

American Seed. Pkt., 5c; ½ oz., 15c; oz., 25c; ¼ lb., 75c; lb., \$2.75.

French Seed. Pkt., 10c; ½ oz., 30c; oz., 50c; ¼ lb., \$1.75.

**GIANT PASCAL.** This is a green leaved variety. It bleaches very quickly after earthing up and is a beautiful yellowish white color, very solid, and crisp, and of a sweet flavor which is not equaled by any other variety. The stalks grow broad and thick, a single plant making a large bunch. Under high cultivation this variety will give best satisfaction. Pkt., 5c; oz., 20c; ¼ lb., 60c; lb., \$2.00.

**WHITE PLUME.** This celery is valued because the stalks and portions of the inner leaves and heart are white; by simply tying up the stalks and drawing up the soil with the hoe the work of blanching is completed. It is ornamental, tender, crisp, and of good flavor, and very early. Pkt., 5c; oz., 25c; ¼ lb., 75c; lb., \$2.50.

## Celeriac or Turnip-Rooted Celery

Grown exclusively for its roots, which are turnip shaped, very smooth, tender, and marrow-like. The roots are cooked and sliced and eaten with vinegar. They make an excellent salad. Are used for seasoning meats and flavoring soups. Pkt., 5c; oz., 25c; ¼ lb., 80c.

**CELERY FOR PROFIT.** By Griener. Illustrated. Price, 50c.

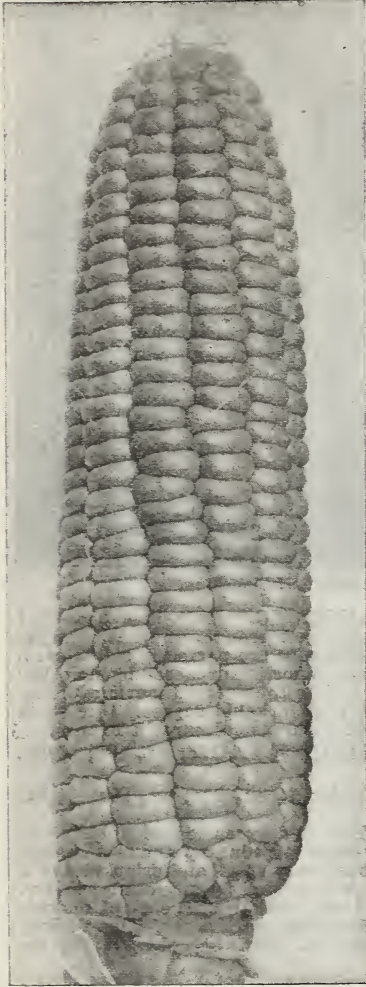


Celeriac.

Walling, Tenn.  
I have received my order several days. I am just delighted with the seed. I have planted the beans. I think every one came up. Also showed my neighbors the Kafir and Peterita. All think it nice. I am well pleased.

ALTA GRISSON.

# Barteldes Selected Sweet Corn



Golden Bantam Sweet Corn.

quicker results than any other sweet corn we know of. We have found it remarkably free of worms. Don't fail to have some of this splendid corn in your garden next year. Pkt., 5c; lb., 25c; 2 lbs., 45c; 10 lbs., \$2.00.

If you are planting corn for the market be sure that you plant a liberal quantity of Golden Bantam. Let your customers have a few ears to try early in the season and they will take all you can supply.

**EXTRA EARLY ADAMS.** This is not a true sweet corn, but on account of its hardness and its round, hard grains it can be planted much earlier than the wrinkled sort sugar corn. The ears are well filled with tender white kernels. It is usually ready a week earlier than the Cory. Pkt., 5c; lb., 20c; 2 lbs., 35c; 10 lbs., \$1.70.

**HOWLING MOB.** A few years ago a gardener developed a new variety of Sweet Corn and after his customers had tried it just once they clamored for it so loudly that he called it the "Howling Mob." This corn is of good size, but early and at the same time has the excellent flavor of the later varieties. The stalks are strong, vigorous, about five feet in height and bear two ears. The ears are from seven to nine inches in length, of good shape and well covered by a heavy husk which protects the ear from worms. Pkt., 5c; lb., 25c; 2 lbs., 45c; 10 lbs., \$2.00.

In ordering Sweet Corn by the pound to be sent by mail please add postage. One pound of Sweet Corn is equal to over three-fourths quart.

Have you ever gone out into the garden, picked some Sweet Corn and then prepared it immediately for the table? Unless you have eaten Sweet Corn handled in this way you don't know what real Sweet Corn is. After Sweet Corn is picked it loses its sugar content very rapidly and for this reason the Sweet Corn which as been picked a day or two ago is nothing like that which is freshly picked.

Even a medium sized garden has room for a row or two of Sweet Corn. If you have room for only a few rows be sure that you try Golden Bantam for Early and Country Gentleman for late. These two are wonderfully delicious.

Sweet Corn should be planted on rich land and cultivated the same as Indian Corn. Beginning as soon as the soil is warm, successive plantings may be made every two or three weeks until late summer. Another way to get a continuous crop is to plant early, medium and late varieties. The seed should be planted about 2 inches deep, in drills 3 feet apart and thinned to a single stalk every 10 to 14 inches in the row. The cultivation should be frequent and thorough, all weeds should be kept down, and all suckers removed from around the base of the plant.

On account of fertilization it is best not to plant a single variety in a long row but to plant each variety in blocks of several short rows. If you want some corn very early you can get it by planting a few hills in paper pots in the house. Do this about three or four weeks before planting time. Put about four seeds in each pot, water frequently and keep in a cool place. When danger of frost is past plant them, pots and all in the field.

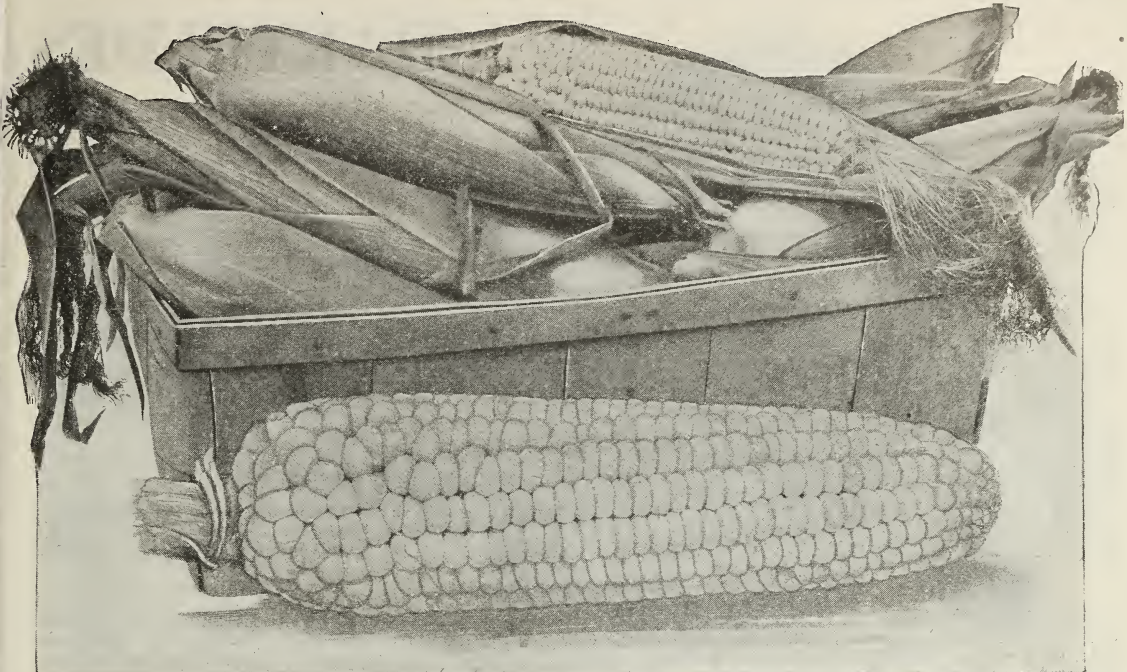
Sweet Corn is at its very best when a slight pressure of the finger nail will cause the kernel to burst and a milky juice appears.

One pound will plant 275 hills, and 14 pounds will plant about an acre in drills.

**GOLDEN BANTAM** is the most tender, sweetest, richest, and best evergreen Sweet Corn in existence. It produces strong, sturdy stalks, growing about four feet high. Is extremely hardy and can be grown from the Gulf to the Great Lakes. Each stalk produces three to four fine ears 5 to 6 inches long, having eight rows of sweet kernels. Golden Bantam is the quickest to mature and will give better and



Howling Mob Sweet Corn.



**Barteldes Bantam Evergreen Sweet Corn.**  
**SWEET CORN—Continued.**

**EARLY MINNESOTA.** This is among the earliest of the sugar varieties, and is much esteemed, not only because it matures earlier, but because of its excellent qualities as well. Ears rather small, long and pointed. Pkt., 5c; lb., 25c; 2 lbs., 45c; 10 lbs., \$2.00.

**BARTELDES BANTAM EVERGREEN.** This is the result of a cross between the delicious, early Golden Bantam and the old standard Stowell's Evergreen. It has retained many of the excellent qualities of both the parents. It is more productive than the Golden Bantam, is exceptionally sweet and almost if not quite as early.

Try some of this Bantam Evergreen this season. We know you will like it. Pkt., 5c; ½ lb., 15c; lb., 25c; 2 lbs., 45c; 10 lbs., \$2.00.

**MAMMOTH WHITE CORY.** The large extra early Sweet Corn. The ears are 12-rowed, white-cobbed, covered with very large white grains of good quality, and very much larger than the old Cory. Pkt., 5c; lb., 25c; 2 lbs., 45c; 10 lbs., \$2.00.

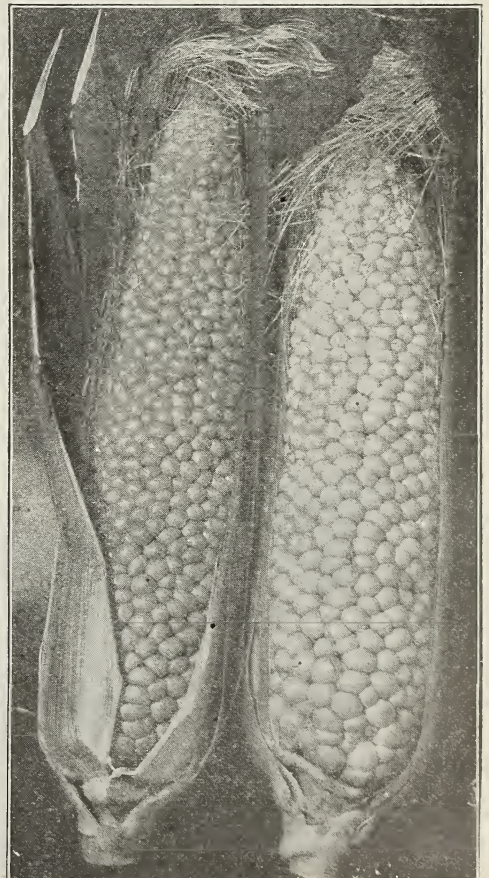
**WHITE COB CORY.** Selected for white cob and white kernel from the original and earliest. Pkt., 5c; lb., 25c; 2 lbs., 45c; 10 lbs., \$2.00.

**EARLY EVERGREEN.** Like Stowell's Evergreen, only ten days earlier. Ears large, about 10 inches long, 12 to 16-rowed, and having the identical flavor of the famous Stowell's Evergreen. Pkt., 5c; lb., 25c; 2 lbs., 45c; 10 lbs., \$2.00.

**BLACK MEXICAN.** The sweetest and most desirable for family use. When dry the kernels are black. Pkt., 5c; lb., 25c; 2 lbs., 45c; 10 lbs., \$2.00.

**STOWELL'S EVERGREEN.** This variety is more largely planted than any other, and is the general favorite with canners and market gardeners for late use. It is very productive, the ears are of large size, grains deep, exceptionally tender and sugary and remains for a long time in an edible condition. Pkt., 5c; lb., 25c; 2 lbs., 45c; 10 lbs., \$2.00.

**COUNTRY GENTLEMAN.** The ears are not only of good size, but are produced in great abundance, one stalk frequently bearing four good ears while the average is three to a stalk. The cob is very small, giving great depth to the kernels, which are of pearly whiteness. Pkt., 5c; lb., 25c; 2 lbs., 45c; 10 lbs., \$2.00.



**Country Gentleman Sweet Corn.**

# BARTELDES



Improved Long Green Cucumbers.

Cucumbers are planted in hills which, for best results, should be made as follows: Dig holes about a foot deep and a foot in diameter. Fill these with thoroughly rotted manure or compost, tramp down tightly and soak with water. On top of this build a mound about 4 inches high of fine soil. These hills can be made at any time but the seeds should not be planted until the weather and soil have become quite warm.

Plant about a dozen seeds in the top of each hill. Cover them about a half inch and press the soil down firmly. With the seedlings will appear the cucumber beetle, a very destructive little fellow with yellow striped wings. Keep the plants well dusted with Slug Shot, Bug Death or a mixture of Paris Green and flour, and the beetle will not do much damage.

When the plants put forth the third pair of leaves thin out to the four strongest plants to the hill. The hills should be about three feet apart. Keep the soil loose and free of weeds, but after the plants have started to cover the ground do not move them.

One ounce will plant 50 hills, two pounds will plant an acre.


**DAVIS PERFECT.** This is one of the very best cucumbers grown, both for forcing and for out-of-doors. It is slim and symmetrical in shape and from 9 to 12 inches long and of a dark glossy, green color changing to white, without a streak of yellow, only when nearly ripe. Pkt., 5c; oz., 15c;  $\frac{1}{4}$  lb., 50c; lb., \$1.50.

**IMPROVED LONG GREEN.** This is unquestionably the most popular for general use. When matured is 9 to 12 inches long. Flesh is very solid, crisp and of delicate flavor. The skin is dark green and retains its color for a remarkably long time. Pkt., 5c; oz., 15c;  $\frac{1}{4}$  lb., 50c; lb., \$1.50.

**EARLY RUSSIAN.** One of the earliest in cultivation; resembles Early Frame, but is smaller and shorter. Pkt., 5c; oz., 15c;  $\frac{1}{4}$  lb., 40c; lb., \$1.25.

**EARLY GREEN CLUSTER.** A very popular early cucumber, producing its fruit in small clusters near the root of the plant. Average length is about 5 inches, skin prickly, flesh white, seedy, tender and well flavored. Pkt., 5c; oz., 15c;  $\frac{1}{4}$  lb., 40c; lb., \$1.25.

Junction City, Ore.  
 "Please place my name on your list for a new catalog of your 1921 seeds. While I am rather far west I find you have some extra good seeds that can grow where anything can."  
 JAMES M. JENSEN.



Davis Perfect Cucumbers.

# CUCUMBERS

Cucumbers lose much of their crispness and tenderness after they have been picked for a while. Therefore, the very best cucumbers are those fresh from the garden.

**EARLY WHITE SPINE.** Vines vigorous, bearing early and abundantly. Fruit uniformly straight and handsome, dark green, with a few white spines. Flesh tender and of excellent flavor. Used extensively for forcing under glass. Pkt., 5c; oz., 15c;  $\frac{1}{4}$  lb., 40c; lb., \$1.25.

**EXTRA LONG WHITE SPINE.** A selection of the White Spine. Is very uniform in size and exceedingly early, at the same time makes a long growth—10 to 12 inches. Pkt., 5c; oz., 15c;  $\frac{1}{4}$  lb., 40c; lb., \$1.25.

**EVERBEARING.** This variety is of small size; very early, enormously productive, and valuable as a green pickle. Its peculiar merit however, is that the vines continue to flower and produce fruit until killed by frost, whether the cucumbers are picked off or not. Pkt., 5c; oz., 15c;  $\frac{1}{4}$  lb., 40c; lb., \$1.25.



Early White Spine Cucumbers.

Bill Smith says he saves his cucumbers from the bugs by dusting Slug Shot not only on the leaves but also on the stem and on the ground around the stem. Try Bill's way. He usually knows what he is talking about.

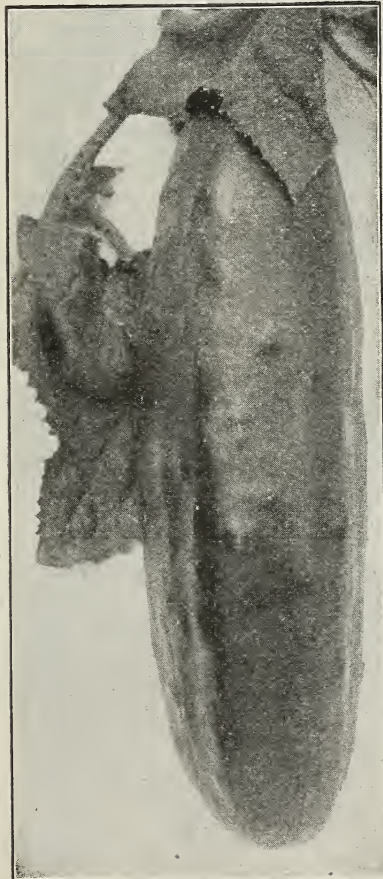
**ARLINGTON WHITE SPINE.** This is the strain so popular around Chicago for growing under glass. Pkt., 5c; oz., 15c;  $\frac{1}{4}$  lb., 40c; lb., \$1.25.

**CHICAGO or WESTERFIELD PICKLING.** Very popular with Chicago market gardeners. Pkt., 5c; oz., 15c;  $\frac{1}{4}$  lb., 40c; lb., \$1.25.

**BOSTON PICKLING.** The fruit abundantly borne, averages 4 to 5 inches in length and is of excellent quality. Pkt., 5c; oz., 15c;  $\frac{1}{4}$  lb., 40c; lb., \$1.25.

**JAPANESE CLIMBING.** While all cucumbers are running vines, this variety is much more so than others. It climbs quickly on poles or trellises and is entirely distinct. The quality is splendid and well adapted for pickling and salads. The greatest advantage of having a cucumber trained on a pole or fence is evident. Pkt., 5c; oz., 15c;  $\frac{1}{4}$  lb., 50c; lb., \$1.75.

**WEST INDIA GHERKIN.** The fruit is very small, almost round and closely covered with spines. Pkt., 5c; oz., 20c;  $\frac{1}{4}$  lb., 50c; lb., \$1.75.



Everbearing Cucumber.

The striped Cucumber Beetle, sometimes called the striped bug or the melon bug is often very hard to control.

The following directions taken from the U. S. Department of Agriculture, "Farmer's Bulletin 1038" will no doubt be of interest and of value to the cucumber growers.

1. Protect young and choice plants in the small gardens with coverings. These are useful only if the greatest care is observed to make them tight enough to keep out the beetles.
2. Plant an excess of seed to scatter attack. This should always be done.
3. Practice clean culture in connection with trap plants, such as beans, gourds, and early or late varieties of squash and pumpkin.
4. Spray with arsenate of lead, arsenate of lime, or zinc arsenate, alone or in combination with Bordeaux mixture, being careful to cover every part of the plant—both surface of the leaves, vines, and the stems.
5. Keep the plants free from other insects and from disease.
6. Stimulate the growth of plants by manures or other fertilizers.
7. Water the plants in drought and in hot weather.
8. Cooperate with neighboring growers of cucurbits.

## Cauliflower

Cauliflower must have a very rich soil, plenty of moisture and does best in cool seasons. Well rotted manure or commercial fertilizer should be applied in preparing the soil and two or three applications of commercial fertilizer during the growing season are very beneficial.

Cauliflower is grown both for spring or early summer crop and for late fall crop.

The seeds are sown like cabbage and planted outdoors when weather permits. The spring plants should be set out early in April. Cauliflower must have constant cultivation to keep down the weeds and to preserve the moisture by means of a dust mulch.

When the heads begin to form draw the larger outer leaves up around the head and tie them at the top with raffia or soft twine. This will cause the heads to blanch to a beautiful white color.

If the soil becomes dry it must be watered frequently. A heavy mulch of hay or straw will help keep the soil moist.

If insects bother the plants apply Bug Death or Slug Shot.

A very easy way to grow Cauliflower is to plant the seed in May or June. Plant them in the garden and thin them out to the proper distance. Just keep the plants alive during the summer and in fall they will form large beautiful heads.

One ounce of seed will produce about 1,500 plants; 15,000 plants will cover one acre.

**EARLY DANISH SNOWBALL.** This splendid Cauliflower is extremely early, heads with certainty and these heads are of high quality. The plant is dwarf, outer leaves are erect, while the inner leaves lap over the heads protecting it from the sun. It is the finest Cauliflower on the market, and we recommend it to the market gardener especially. Pkt., 15c;  $\frac{1}{4}$  oz., 85c; oz., \$3.00; 2 oz., \$5.00.

**EXTRA EARLY DWARF ERFURT, SELECTED.** This is the choicest strain of the popular Erfurt type and noted for its extreme reliability in heading. Plants are very dwarf with solid, pure white heads of excellent quality. When planted in rich soil early in the spring heads 8 to 10 inches in diameter can be marketed early in July. Pkt., 25c;  $\frac{1}{4}$  oz., 85c; oz., \$3.00; 2 oz., \$5.00.



Early Danish Snowball.

**BARTELDES'S DANISH DRY WEATHER.** A new strain developed in Denmark to stand hot, dry weather. We have tried it out and find it an excellent variety for the West and Middle West. It matures later than the Snowball, producing large, solid, pure white heads of excellent quality. Our seed comes direct from Denmark and you can depend upon it. Pkt., 15c;  $\frac{1}{4}$  oz., 85c; oz., \$3.00.

**EARLY PARIS.** An excellent French variety, and very popular among the early sorts in the Paris markets. Heads are large, white, compact, solid, of excellent flavor, tender, and delicious. Leaves large, stalk short. Pkt., 5c;  $\frac{1}{4}$  oz., 35c; oz., \$1.25;  $\frac{1}{4}$  lb., \$5.00.

## Endive

Culture the same as lettuce.

A desirable salad, when bleached by exclusion of the sun. Gather all the leaves and tie them for a couple of days. Open after a rain to give them a chance to dry out, as otherwise the leaves begin to rot. The inside will turn into a beautiful yellowish-green, making the plant very attractive for salads and garnishing.

### Varieties

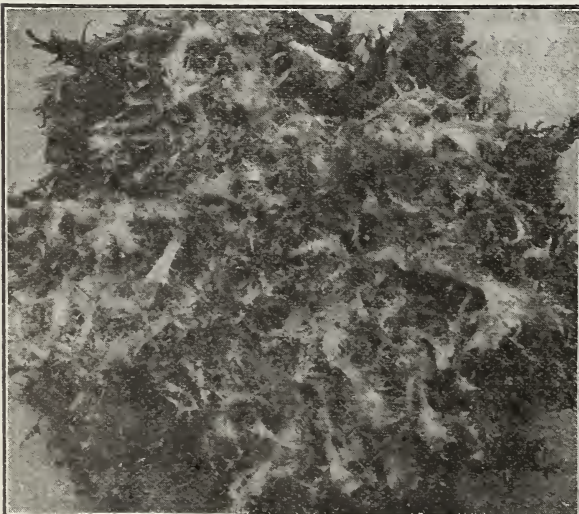
**GREEN CURLED.** The hardy variety. Pkt., 5c; oz., 15c;  $\frac{1}{4}$  lb., 40c; lb., \$1.25.

**BROAD LEAVED BATAVIAN.** Very thick leaved. Pkt., 5c; oz., 15c;  $\frac{1}{4}$  lb., 40c; lb., \$1.25.

**MOSS CURLED.** Plants compact, large leaves, green and finely divided. Pkt., 5c; oz., 15c;  $\frac{1}{4}$  lb., 40c; lb., \$1.25.

## Garlic

The Garlic is the most pungent of all the onion family. It is much used in the south of Europe. The root, or bulb, is composed of many small bulbs called "cloves," which are planted in the spring 6 to 8 inches apart, and in August the bulbs are ready to gather. Write for prices on large lots. Lb., 40c.



Endive.





Bill Smith says our New York egg plant always makes him money.



New York Egg Plant.

## Egg Plant

Every garden should have a few Egg Plant plants. These are easily grown and bear a good crop with little attention. Egg Plants, sliced and fried are delicious and would be much more popular if better known.

**Culture.** Sow in hotbeds very early in the spring; thin them out as soon as big enough to be handled to 3 or 4 inches each way, and transplant to 2 or 3 feet apart in very rich warm ground. Do not plant them outside till nights are real warm, as the least frost will, if it does not kill them, check the growth, and it will take two or three weeks before they get over it. Hoe often and hill up gradually till they blossom. One ounce to 1,500 plants.

### NEW YORK IMPROVED LARGE PURPLE SPINELESS.

This variety has about superseded all others both for market and home garden; a favorite everywhere. Our stock is extra selected direct from the best growers in New Jersey. Pkt., 10c; ¼ oz., 20c; oz., 60c; ¼ lb., \$2.00.

**EARLY LONG PURPLE.** This is the earliest variety; very hardy and productive; long and of superior quality. Pkt., 10c; ¼ oz., 20c; oz., 60c; ¼ lb., \$2.00.

**BLACK BEAUTY.** (See Novelties.)

## Kohl Rabi

**Culture.** Sow in the spring in row 38 inches, afterwards thin out to 8 or 10 inches in the row.

The edible part is a turnip-shaped bulb, formed by the enlargement of the stem. When used for the table this should be cut when quite small as it is then very tender and delicate; but if allowed to reach its full size it becomes tough and stringy. One ounce will produce 2,000 plants.

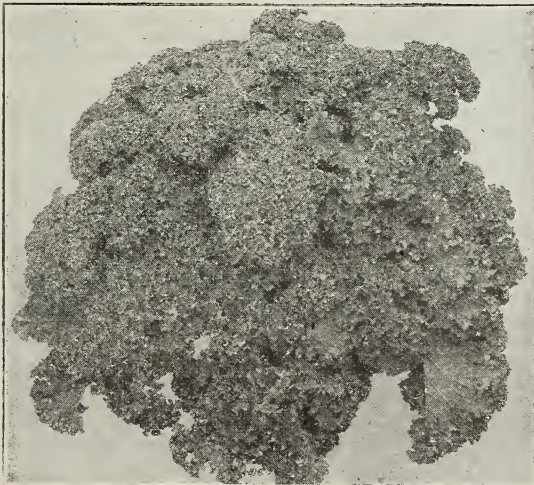
**EARLY WHITE VIENNA.** The earliest and best for forcing. Pkt., 5c; oz., 20c; ¼ lb., 75c.

**EARLY PURPLE VIENNA.** Both Vienna Kohlrabis are very tender and excellent for table use. Pkt., 5c; oz., 20c; ¼ lb., 75c.

## Kale or Borecole

**DWARF GREEN.** Sow in the spring for "sprouts" or "greens." Hardy, prolific, flavor similar to cabbage; desirable in every garden. Pkt., 5c; oz., 15c; ¼ lb., 40c.

**TALL GREEN CURLED or SCOTCH.** This is one of the most popular varieties. It is very hardy and is much improved by frost. Two feet high. Pkt., 5c; oz., 20c; ¼ lb., 70c.



Dwarf Green Curled Kale.


## Horseradish

Horse Radish produces no seed, but is grown from pieces of the root.

**Culture.** Mark off rows 2½ feet apart in rich moist, well-prepared ground, and set the pieces of roots 18 inches apart in rows, vertically, the small end down. Cultivate thoroughly until the tops cover the ground, when their shade will keep down the weeds.

Small roots, 25c per dozen; \$1.00 per 100, postpaid. If wanted in quantity, ask for special prices.

**MALINER KREN.** Earlier and produces roots that are larger, whiter, and of superior quality. Doz., 35c; 50 for \$1.00; 100 for \$1.75.



Kohlrabi.

"I received the Bug Death and am well pleased with it. It gives the best of satisfaction."—S. SMITH, Tucker, Ark.

# BARTELDES SELECT



**The Real Money-Maker.**

**New York or Wonderful Lettuce.**

Lettuce grows so readily that very few people give it the attention it deserves. It is true that you can grow lettuce by merely sowing the seed, giving a little cultivation and then gathering the leaves when they are three or four inches long. But lettuce grown in this way is far inferior to that which is properly grown.

Lettuce needs cool weather, plenty of moisture and plenty of room. Young lettuce plants are very hardy and for this reason the seed can be sown very early in the spring. The soil should be well prepared, the seed sown in rows about two feet apart, seeds about two to the inch and covered from  $\frac{1}{4}$  to  $\frac{1}{2}$  inch.


Now comes the important part. When the plants are about two inches tall thin them to two inches apart, then a little later thin to 4 inches. Keep this up so that when the plants are mature they will be a foot apart. At no time should the plants touch each other.

In growing head lettuce it is important that the heads develop as much as possible during cool weather. For this reason the seed is usually sown in hot beds and the plants set in the field when weather permits.

One ounce will sow a row 80 feet long; 4 pounds to the acre.

## Early and Forcing Varieties

**BIG BOSTON.** This variety resembles the well known Boston Market but produces heads almost double the size and matures a week later. Endures hot weather exceedingly well. Pkt., 5c; oz., 10c;  $\frac{1}{4}$  lb., 35c; lb., \$1.25.



**Black Seeded Simpson.**

**MAY KING.** The best Butterhead lettuce for forcing as well as early spring planting in the open ground. It is extremely hardy and therefore can be planted very early in the Spring. It makes a quick growth, forming when mature, attractive heads, measuring 10 to 20 inches across. The outside leaves are tightly folded, making the plant practically all head. It has a rich buttery flavor which is delicious. We recommend it particularly to market gardeners, as the tightly folded heads carry well and will out-sell any other. Pkt., 5c; oz., 10c;  $\frac{1}{4}$  lb., 35c; lb., \$1.00.

**GRAND RAPIDS.** For greenhouse forcing this variety has few equals. It is of quick growth, little liable to rot, and can stand some days after being cut. The plant is upright and forms a loose head or cluster of large yellowish-green leaves which are slightly crimped, blistered and rather thin. Is a good shipper. Pkt., 5c; oz., 10c;  $\frac{1}{4}$  lb., 35c; lb., \$1.25.

Bill Smith says that our Grand Rapids is the best for Fall planting.

## Loose-Head or Cutting Varieties

These are of easiest culture and will supply your table with an abundant supply of fine lettuce, but don't forget to thin them out.

**BLACK SEEDED SIMPSON.** Very easily grown and one of the most reliable varieties. Does well both outdoors and in greenhouse, and forms beautiful, large, loose heads and is very slow to go to seed. Splendid for home garden and market. Pkt., 5c; oz., 10c;  $\frac{1}{4}$  lb., 35c; lb., \$1.00.

**EARLY CURLED SILESIAN.** A favorite for many years. Of dwarf, compact growth with crisp golden leaves with fine curved edges. Pkt., 5c; oz., 10c;  $\frac{1}{4}$  lb., 35c; lb., \$1.00.




# LETTUCE SEED

**EARLY PRIZEHEAD.** A very popular variety for home gardens. The leaves are much blistered, crumpled, beautiful light green color, tinged with brown. Especially valuable for late spring and summer planting. The leaves are sweet and tender, and of fine quality. Pkt., 5c; oz., 10c;  $\frac{1}{4}$  lb., 35c; lb., \$1.00.

**EARLY CURLED or WHITE SEEDED SIMPSON.** A fine variety producing medium sized plants with light green leaves of good flavor and fine quality. Very popular for home gardens. Pkt., 5c; oz., 10c;  $\frac{1}{4}$  lb., 35c; lb., \$1.00.

**NEW YORK or WONDERFUL.** This is now the most popular of main crop head lettuces. The heads are very large, wonderfully solid, crisp, tender, and free from bitterness. The heads frequently weigh two pounds. They are very solid and of an attractive light green color. It is a sure heading variety and stands a long time in the field. If you want fine head lettuce, either for market or home use, try New York. Pkt., 10c; oz., 25c;  $\frac{1}{4}$  lb., 75c; lb., \$2.75.



Barteldes Denver Market Lettuce.

"Bill Smith grew some wonderful heads of New York or Wonderful last spring."

**BARTELDES' DENVER MARKET.** It is an early variety of head lettuce either for forcing or open ground. It forms large solid heads of a good light green color and is very slow to seed. The leaves are beautifully marked and blistered, very crisp and tender and of excellent flavor. By these blistered leaves it distinguishes itself from any other kind of head lettuce now grown. Buy from us and get the true stock. Pkt., 5c; oz., 10c;  $\frac{1}{4}$  lb., 35c; lb., \$1.00.



Hanson Lettuce.

**HANSON.** The heads are of a very large size, deliciously sweet, tender, and crisp, even to the outer leaves; heads weigh  $2\frac{1}{2}$  to 3 pounds and measure  $1\frac{1}{2}$  feet in diameter. Color green outside and white within; free from any bitter, unpleasant taste. Not recommended for forcing, but has few superior for family use. Pkt., 5c; oz., 10c;  $\frac{1}{4}$  lb., 35c; lb., \$1.00.

**MIGNONETTE LETTUCE.** A beautiful little lettuce which makes small, solid heads of which are tinged with brown. One of the very best for early spring use as it is very hardy, early, heads quickly and surely. As it is slow to seed it is also used as a summer variety but is really better for spring planting. The heads blanch wonderfully well and the flavor of this little lettuce is delicious. The heads being small and compact they can be set quite closely in the garden. Pkt., 5c; oz., 15c;  $\frac{1}{4}$  lb., 50c; lb., \$1.50.

**CALIFORNIA CREAM BUTTER.** Heads large, round and of a beautiful appearance. The outer leaves are glossy green, marked with small brown spots; the inner leaves are of a rich color. Medium early, and makes a good sort for summer use. Quality is very good. Pkt., 5c; oz., 10c;  $\frac{1}{4}$  lb., 35c; lb., \$1.00.

**PARIS WHITE COS.** The Cos or Celery Lettuce is different from other varieties in that it has narrow, spoon-shaped leaves. These fold into heads and blanch better when the outer leaves are drawn up and tied. The Paris White Cos forms large light green plants, well folded and quite solid. The inner leaves are well-blanchd and of a crisp, fine flavor. Pkt., 5c; oz., 10c;  $\frac{1}{4}$  lb., 35c; lb., \$1.00.

Pawhuska, Oklahoma, March 4, 1919.

Gentlemen:—Enclosed find 70c for 1 oz. Kansas Standard Tomato Seed and 1 oz. Earliana Tomato Seed. Send at once as we can't do without Kansas Standard. We have grown them for years and find them the best all-around tomato we raised.

We raised enough for home use, canning and ketchup last year when we did not have a rain from May 18th to September 1st. They came through fine and after fall rains set in had a world of green tomatoes for chow-chow.

Had several bushels (in cone) till Christmas ripening all along while all the other kind of tomatoes burned up.


Respectfully,

B. F. HOOPER.



Paris White Cos Lettuce.

Bill Smith always plants a few Rockyfords for his own use.




**Rocky Ford Muskmelons.**

**ROCKY FORD.** This variety was developed at Rocky Ford, Colorado, and has been for years the most popular melon on the market. It is oval in shape, averaging from 4½ to 5 inches in length and is of the Netted Gem type.

The flesh is green tinged with pink, is so fine and smooth grained that it just melts in your mouth. The flavor is truly delicious. If you have room for muskmelons be sure you plant some Rocky Fords. Pkt., 5c; oz., 15c; ¼ lb., 35c; lb., \$1.00.

**NETTED NUTMEG.** We consider this the very best variety in cultivation. Vines vigorous, hardy, productive, fruit round, slightly flattened at both ends, ribbed, covered with coarse netting; flesh very thick, green and of the highest flavor. Pkt., 5c; oz., 15c; ¼ lb., 35c; lb., \$1.10.



**Netted Nutmeg Muskmelons.**

**MONTREAL MARKET.** This variety is nearly round, flattened at the ends, and very regularly ribbed; skin green, deeply netted; flesh remarkably thick, light green, melting, and of a delicious flavor. They are very regular in shape and uniformly grow to a very large size. Pkt., 5c; oz., 15c; ¼ lb., 35c; lb., \$1.10.

**NETTED GEM.** Practically the same as the "Rocky Ford." It has become one of the most popular of small, or basket melons. The description of the Rocky Ford is also to be applied to this variety. We offer an exceptionally fine stock. Pkt., 5c; oz., 15c; ¼ lb., 35c; lb., \$1.10.

### Banana Muskmelon

**A Long Yellow Fleshed Melon.** A very interesting and at the same time a splendid melon. The melon is from 20 to 28 inches long and almost solid. The meat is of a rich salmon color, and has a flavor which is truly delicious. Don't pick the melons until they are thoroughly ripe as they are then at their best. Plant some Banana Melons for home use and county fair exhibits. Pkt., 10c; oz., 15c; ¼ lb., 40c; lb., \$1.25.



**Netted Gem.**

If you want some early melons start the seeds in the house. Plant four or five seeds in a box five or six inches square and keep in the house until plants are of good size and weather is warm enough to permit outdoor planting. It is especially desirable to handle Honey Melons in this way as the Honey Dew requires a long season.

## BARTELDES FINE

### Green Fleshed Varieties

Muskmelons will grow on any garden soil but will do best and mature early on soil that is light, rich, and sandy. The seed should not be planted until all danger of frost is past. Plant in hills about 6 feet apart each way, putting 8 to 10 seeds to the hill, and covering about ¾ inch deep. When the plants begin to run, thin out to the three best plants and cultivate until the vines cover the ground. If the plants are slow to set fruit pinch off the ends of the growing shoots. One ounce will plant about sixty hills and three pounds will plant one acre.

Bug Death and Slug Shot should be used for chewing insects and Bug Death Aphids for plant lice.


# MUSKMELONS

**THE HACKENSACK or TURK'S CAP.** The most popular variety of musk melon grown for market by gardeners in the vicinity of New York. It attains a large size, is round in shape, flattened at the ends; it is of most delicate flavor and wonderfully productive. Pkt., 5c; oz., 15c; ¼ lb., 35c; lb., \$1.10.

**EXTRA EARLY HACKENSACK.** By careful selection and improvement carried on for some years this strain has been developed so that it produces melons with all the good qualities of the well-known Hackensack Melon, but at least ten days earlier. Pkt., 5c; oz., 15c; ¼ lb., 35c; lb., \$1.10.

## Yellow Fleshed Varieties

**OSAGE or MILLER'S CREAM.** The great popularity which this melon has attained is due mainly to its luscious spicy flavor and its perfect shipping qualities. The skin is very thin, and of a dark green color and slightly netted. The flesh is of a salmon color, remarkably sweet, extremely thick, and delicious to the rind. It is also very productive. Pkt., 5c; oz., 15c; ¼ lb., 35c; lb., \$1.10.



Extra Early Hackensack.

## Burrell's Gem

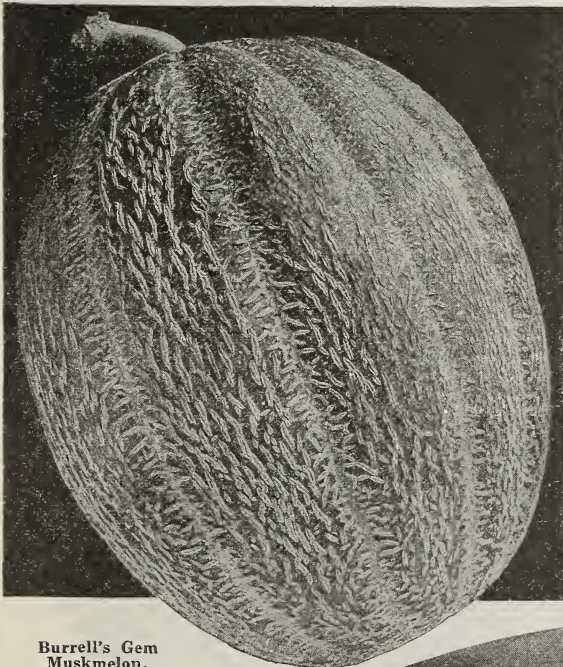
This melon was introduced after the Rockyford, but now rivals it in popularity. The Burrell's Gem has a salmon flesh of unusual thickness. The flavor can hardly be surpassed. The flesh is 1½ to 2 inches thick, the rind is heavily netted, slightly ribbed and very thin.

The melons are of a nice size, being about 6 inches in length and 4½ inches in diameter. They stand shipping well and the Burrell's Gem is now in demand in all big markets.


If you like delicious melons plant some Burrell's Gem. Pkt., 5c; oz., 15c; ¼ lb., 35c; lb., \$1.10.

**EMERALD GEM.** This is a variety of excellent quality; it is of medium size. The skin is, while ribbed, perfectly smooth and of deep emerald green color, and ripens to the green rind. It is peculiarly crystalline in appearance, and so very juicy and rich that it almost drops to pieces when dipped out with a spoon. The flavor is very sweet and luscious. The vines are hardy and very prolific, and the melons mature extremely early. Pkt., 5c; oz., 15c; ¼ lb., 35c; lb., \$1.10.

**PEACH or GARDEN LEMON.** The fruit is about the size of a large peach, oval-shaped and of a bright orange yellow color, somewhat russeted. When it first ripens it is quite hard and has very little flavor, but they soon become mellow, not sweet, and have a rich flavor, but for sweet pickles, pies, or preserves, they are superb. Pkt., 5c; oz., 15c; ¼ lb., 45c; lb., \$1.40.

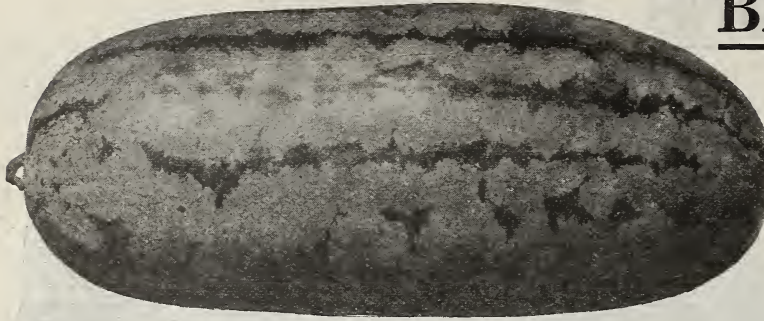


Burrell's Gem  
Muskmelon.



Banana Muskmelon.

# BARTELDES



**Gypsy, or Georgia Rattlesnake Watermelon.**

**TOM WATSON.** In the last few years this melon has become immensely popular. The average size fruit of this variety reaches the size of 24 to 28 inches long and 12 to 14 inches in diameter. It has a dark mottled green rind, thin, but tough enough to stand shipping long distances. For the home or for the market garden or for shipping it is a money-maker for the growers. The seed we offer is of the very best strain. Pkt., 5c; oz., 10c;  $\frac{1}{4}$  lb., 35c; lb., \$1.00.

**HALBERT HONEY.** Originally grown in Texas, it comes to us from the East, where owing to its superb qualities, it has won a reputation in an incredibly short time. The melons are oblong of form, symmetrically rounded at both ends. The skin is smooth, of dark green color, thin, and rather brittle; on this account the melons do not stand shipping well. They are, however, the best melons for home use and nearby markets. The flesh is of a beautiful crimson color, of luscious flavor and entirely free from strings. Try Halbert Honey this year. Pkt., 5c; oz., 10c;  $\frac{1}{4}$  lb., 35c; lb., \$1.00.

**ALABAMA SWEET.** A long melon with dark skin and red flesh. One of the first to come into market, is good grower and will bear longer than any other varieties. It has light seeds, is of good size though not ungainly, and is a first-class shipper. Raised extensively in Texas, where it brings extra prices. Pkt., 5c; oz., 10c;  $\frac{1}{4}$  lb., 30c; lb., 80c.

**KLECKLEY SWEETS.** This melon is dark green, the flesh is scarlet, ripening close to the skin, the rind being only about one-half inch in thickness. Seeds white, lying close to the rind, leaving a large, solid heart, which does not crack open when ripe. The scarlet flesh is sweet and sugary, and of such texture that it leaves no string of pulp whatever in eating. Pkt., 5c; oz., 10c;  $\frac{1}{4}$  lb., 35c; lb., \$1.00.

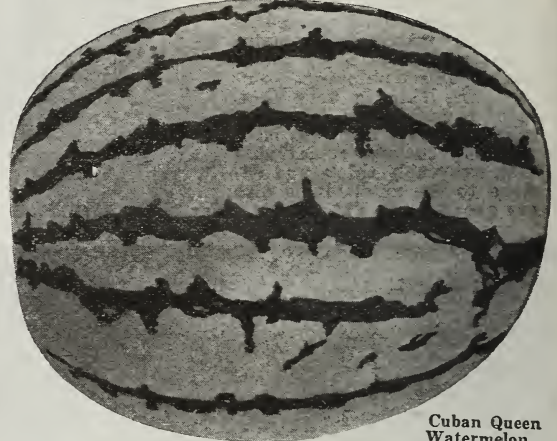
**GYPSY or GEORGIA RATTLESNAKE.** The melon is long, smooth, distinctly striped with light, mottled and wavy dark green stripes. Flesh bright scarlet, and very sugary. Notwithstanding its thin rind it will stand shipping well. Pkt., 5c; oz., 10c;  $\frac{1}{4}$  lb., 30c; lb., 80c.

With Watermelons selling at retail at very high prices it will pay every gardener and farmer to give some acreage to these. They take up too much room for the very small garden but every farm has room for a melon patch. Sandy soil grows fine melons and if you have no other place you can raise them very nicely in your corn field.

We grow watermelons for seed very extensively as they do wonderfully well in Kansas. We can therefore supply the very best seed at lowest market prices.


**Culture.** The same as for Muskmelon, except that they should be planted from 8 to 10 feet apart. One ounce for thirty hills and 3 to 4 pounds to the acre.

**CUBAN QUEEN.** A large and solid variety; rind very thin and strong; ripens very close to the rind; skin striped with light and dark green. Vines strong, healthy, and of vigorous growth; very heavy cropper, flesh bright red, tender, melting, luscious, crisp, and very sugary. It is an excellent keeper, stands shipping well. Pkt., 5c; oz., 10c;  $\frac{1}{4}$  lb., 30c; lb., 80c.



**Cuban Queen Watermelon.**

**DIXIE.** This new and desirable variety of southern origin is a cross between Kolb's Gem and the Mountain Sweet, having the tough rind and the long keeping qualities of the former, combined with the great productiveness, high flavor and freedom from stringiness of the latter. Color of the skin dark green, striped with a lighter shade, making it very attractive; rind thin, but tough; flesh bright scarlet, ripens closely to the rind. Pkt., 5c; oz., 10c;  $\frac{1}{4}$  lb., 30c; lb., 80c.



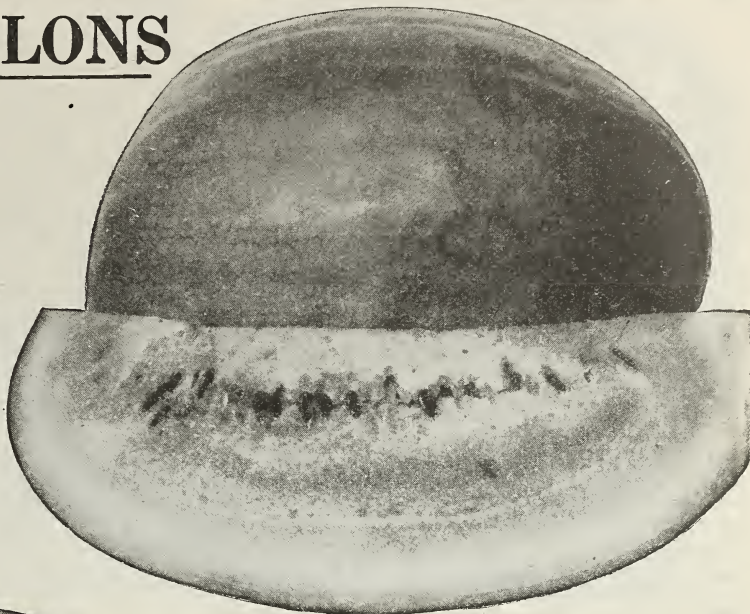
**Tom Watson Watermelon.**

# WATERMELONS

**SWEETHEART.** Fruit is large, oval, very heavy, uniformly mottled light and dark green. Rind thin but very firm. Flesh bright red, firm, solid, very tender, melting and sweet. Pkt., 5c; oz., 10c;  $\frac{1}{4}$  lb., 30c; lb., 80c.

**FLORIDA FAVORITE.** Ob-long in shape, growing to a very large size, rind dark with light green stripes, flesh light crimson, crisp, and deliciously sweet. One of our best sellers. Pkt., 5c; oz., 10c;  $\frac{1}{4}$  lb., 30c; lb., 80c.

**ICING or ICE RIND.** Solid, always of good flavor, rind very thin. Unequaled in good qualities but not a good shipper. There are two types, light skinned and dark skinned. In ordering please state which you prefer. Pkt., 5c; oz., 10c;  $\frac{1}{4}$  lb., 30c; lb., 80c.



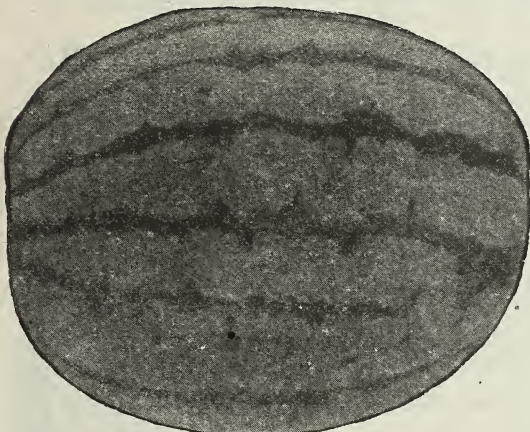
Sweetheart Watermelon.

**ICE CREAM.** One of the best Watermelons, solid, always of good flavor, rind very thin. Pkt., 5c; oz., 10c;  $\frac{1}{4}$  lb., 30c; lb., 80c.

**CITRON.** For preserving. Rind striped and marbled with light green, flesh white and solid. Pkt., 5c; oz., 10c;  $\frac{1}{4}$  lb., 30c; lb., 80c.

**PHINNEY'S EARLY.** A very early variety, medium and uniform size. The skin is smooth, with narrow white mottled and dark green stripes. Flesh light red, or pink, very sweet and delicious. Pkt., 5c; oz., 10c;  $\frac{1}{4}$  lb., 30c; lb., 80c.

**"KING AND QUEEN" WINTER WATERMELON.** Average weight, 25 pounds. Spherical in shape, ivory shell, pink center, seeds black. The most luscious, handsome and valuable winter melon in the world. It is very hardy, a good drought-resister, and does well in any soil which grows melons; never sets an imperfect specimen on its vines, and ripens every melon in less than 120 days. It is a prize-taker everywhere. These melons have been shipped to market as late as December. Ripens on the vines the third week in August and does not change its condition for ninety days if not bruised. The shell is very hard and the melon ripens to within one-eighth of an inch of it. Pkt., 5c; oz., 20c;  $\frac{1}{4}$  lb., 60c; lb., \$2.00.



Cole's Early Watermelon.

**COLE'S EARLY.** The melons are oval in form, small in size and handsomely striped with light and dark green. The fruits are of good quality and it is a very desirable variety for localities where the season is short. Pkt., 5c; oz., 10c;  $\frac{1}{4}$  lb., 30c; lb., 80c.

**KOLB'S GEM.** Fruit of the largest size, round and slightly oval marked with irregular mottle stripes of dark and very light green. Flesh bright red, extending to within half an inch of the rind; always solid, very firm, a little coarse, but sweet and tender. An excellent keeper and very good for shipping. Pkt., 5c; oz., 10c;  $\frac{1}{4}$  lb., 30c; lb., 80c.

**KANSAS STOCK or COLORADO PRESERVING MELON.** A boon to the dry land farmer. This melon is grown extensively in Oklahoma, Western Kansas, and Eastern Colorado. It is immensely productive. The melons grow to a large size, some of them weighing as high as 60 to 70 pounds. The flesh is firm and solid with only very few seeds. The melons will keep all winter and can be fed to stock the same as turnips and beets. They grow on most any kind of soil, stand dry seasons well and seem adapted to most climates. Pkt., 5c; oz., 10c;  $\frac{1}{4}$  lb., 30c; lb., 80c.



Kolb's Gem Watermelon.

# Mushrooms

Mushrooms can be grown wherever there is a cellar or a closed shed, in which an even temperature of from fifty to sixty degrees can be maintained and where a plentiful supply of fresh horse manure for making the beds can be obtained. You can have these delicious fungi, considered one of the finest delicacies, by getting good spawn from us and by following the directions given in our book, "How to Grow Mushrooms." Price, 10c, postpaid.

Pure Culture Spawn.

- 1 brick .....\$0.45
- 2 bricks ..... .80
- 4 bricks ..... 1.40

The above prices are postpaid.

With every order for four bricks, at mail prices, we shall be pleased to send the above mentioned book, "How to Grow Mushrooms," free of charge.

# Mustard

**SOUTHERN GIANT CURLED.** The leaves are twice the size of the ordinary White Mustard and the flavor is sweet and pungent. Highly esteemed for salads, particularly in the South. Pkt., 5c; oz., 10c; ¼ lb., 30c; lb., 80c.

**OSTRICH PLUME.** The leaves are long, ruffled and curled like an ostrich plume, and for this reason the plant is very ornamental. It is especially good as a salad and is equal to spinach for greens. Pkt., 5c; oz., 10c; ¼ lb., 30c; lb., 80c.

**CHINESE.** This is a very hardy variety. The leaves are large, thick, and somewhat crimped at the edges. Pkt., 5c; oz., 10c; ¼ lb., 30c; lb., 80c.

**BLACK or BROWN.** The common, small seeded variety. More pungent than the White. Pkt., 5c; oz., 10c; ¼ lb., 30c; lb., 75c.

**WHITE ENGLISH.** The leaves are light green, mild and tender when young. The seeds of a light yellow color, Pkt., 5c; oz., 10c; ¼ lb., 30c; lb., 75c.

# Okra or Gumbo

One ounce will plant 100 hills.

**Culture.** Sow late in the spring, after the ground has become warm, in drills 3 feet apart, and, when the plants are three inches high thin out from 10 to 12 inches. They should be well manured. They also can be started in a hotbed and transplanted afterwards. The young green seed pods of this plant are used in soups or stewed and served like asparagus. The young pods can also be dried for winter use.

**EARLY DWARF PROLIFIC.** Short podded and productive. Pkt., 5c; oz., 10c; ¼ lb., 25c; lb., 60c.

**TALL.** Grows to a height of five feet. Pods usually eight-ridged and about 6 inches long. Pkt., 5c; oz., 10c; ¼ lb., 25c; lb., 60c.

**WHITE VELVET.** It is very distinct in appearance and unlike other varieties the pod is not ridged but is perfectly smooth and round. They are of attractive appearance and superior flavor and tenderness. The plants are comparatively dwarf and of compact, branching growth; the pods are of extra large size and produced in great abundance. Pkt., 5c; oz., 10c; ¼ lb., 25c; lb., 60c.



Mustard.



Mushrooms.




Okra.

**IF YOU BUY GARDEN SEEDS IN QUANTITIES.**  
Do not overlook the special price list in the front of the book. Perhaps you can combine your order with your neighbors and get the benefit of these reduced prices.



# Barteldes

# Onions



Barteldes Danvers Yellow Globe Onions.

Onions can be used in so many different ways and are of such great value for food that every garden should be made to produce a good supply of them. They can be used in all stages of development from the seedling to the dry, mature bulb.

They are grown from seeds, from small plants started in the hotbed, from small bulbs or sets grown for this purpose, from the divided bulbs of the multipliers, and also from the top sets.

Onion Sets are commonly planted to get spring or bunch onions early in the season. These sets are pushed into the ground about two inches apart in the row and slightly covered and cultivated. The growing of these spring onions is extremely simple and every order for seeds should include a pound or two of sets.

Onions from seed yield heavily in rich soil but the seed bed must be carefully prepared and the crop must be given proper attention. Sow the seed  $\frac{1}{2}$  inch deep in drills one foot apart and cover firmly; eight to twelve seeds are drilled to the foot of row and then later thinned out so that the plants are three to four inches apart. The young onions pulled out in thinning are delicious when eaten raw with salt.

In addition to a rich and finely prepared seed bed a most important thing is to keep ahead of the weeds. The plants when young are about as large as blades of grass and weeds quickly get ahead of them. Use a wheel hoe and do hand work, but keep the onion patch absolutely clean. Light applications of Nitrate of Soda will help the crop develop more rapidly.

One ounce for 100 feet of drill and 4 to 5 pounds to the acre.

When the tops die down pull the bulbs and lay them in rows, turning them every day or two until dry and then spread them on some floor or store in onion crates until thoroughly dry.


## American Yellow Varieties

**PRIZETAKER.** This handsome variety is a splendid type of the celebrated Spanish fancy onions, which are annually imported into the United States from Spain and sold by confectioners and fruiterers in our large cities at from 25 to 50 cents each, and even higher. The onions grown here quite rival the imported ones in great beauty and enormous size. The outside skin is of a greenish yellow color, while the flesh is white, sweet, and mild. Pkt., 5c; oz., 25c;  $\frac{1}{4}$  lb., 75c; lb., \$2.75.


**YELLOW GLOBE DANVERS.** A very excellent variety of globular shape; flesh white and of a mild flavor, skin brownish yellow. It is very productive and a good keeper. Pkt., 5c; oz., 20c;  $\frac{1}{4}$  lb., 70c; lb., \$2.50.

**FLAT YELLOW DANVERS.** Same as Globe Danvers, except in shape. Pkt., 5c; oz., 20c;  $\frac{1}{4}$  lb., 70c; lb., \$2.50.

**AUSTRALIAN BROWN.** This fine onion is extra large and sure to make a good crop. This onion is of special merit because of its excellent keeping qualities, bulbs remain in excellent condition until almost a year after they are harvested. The advantage of this is easily seen, especially by the southern growers. In shape and form they resemble somewhat the round Yellow Danvers, but the former are heavier in every case. The skin is quite thin and bright reddish brown, while the flesh is solid, crisp, and mild. Pkt., 5c; oz., 20c;  $\frac{1}{4}$  lb., 70c; lb., \$2.50.



Prizetaker Onion.



Red Wethersfield Onions.

## PLANT MORE ONIONS

Onions yield heavily and can be very easily stored for winter use. The growing and eating of more onions would save vast quantities of meat and wheat which are so badly needed in starving Europe.

### American Red Varieties

**SOUTHPORT RED GLOBE.** A large globe-shaped onion, with small neck and rich red color, a splendid keeper and of extra fine quality. It matures a few days later than the Red Wethersfield. Pkt., 5c; oz., 25c;  $\frac{1}{4}$  lb., 80c; lb., \$2.75.

**LARGE RED WETHERSFIELD.** The old standard sort; best for main crop. Large, deep red, thick, nearly round, fine grained, of pleasant flavor and a good yielder. It ripens in September and keeps well. Pkt., 5c; oz., 25c;  $\frac{1}{4}$  lb., 75c; lb., \$2.50.

### American White Varieties

**WHITE SILVERSKIN or PORTUGAL.** A mild, pleasant flavored variety, admirable for family use; not so good a keeper as the dark-skinned varieties. Pkt., 5c; oz., 30c;  $\frac{1}{4}$  lb., 90c; lb., \$3.25.

**SOUTHPORT WHITE GLOBE.** Yield abundantly, producing handsome and uniformly globe-shaped bulbs. The flesh is firm, fine grained and of fine flavor. Pkt., 5c; oz., 30c;  $\frac{1}{4}$  lb., \$1.00; lb., \$3.75.

**NEW HARDY WINTER ONION.** This variety can be sown in the fall, and will live over winter in the open ground, unprotected and will continue growing in the spring, when it will make handsome bunch onions from two to three weeks earlier than any onion sets. Think of this tremendous advantage! Besides saving you the trouble of planting onion sets, this variety will be ready for market while your neighbors are waiting for their sets to get ready. When fully grown the onions somewhat resemble the White Bermuda in shape, only growing much larger. The keeping quality of this variety is very remarkable; one of our growers showed us perfect specimens from September, which are still in excellent, faultless condition in August when we inspected them. Pkt., 10c; oz., 60c;  $\frac{1}{4}$  lb., \$2.00.

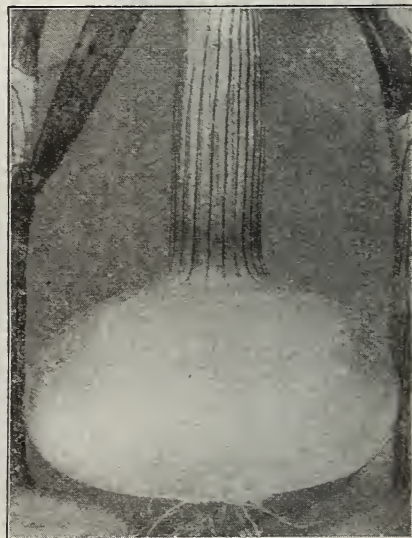
### Italian Varieties

**EXTRA EARLY BARLETTA.** It is fully two or three weeks earlier than the Early White Queen, which heretofore has been the earliest variety under cultivation. The onions are of a pure paper-white color, very mild and delicate in flavor; from one inch to one and one-half inches in diameter and three-fourths of an inch in thickness. Pkt., 5c; oz., 30c;  $\frac{1}{4}$  lb., \$1.00; lb., \$3.75.

**MAMMOTH SILVER KING.** We have imported seed of this truly mammoth variety. The onions are of attractive shape with silvery white skin and flesh of a most agreeable flavor. It reaches a larger size than any of the flat white varieties. Pkt., 5c; oz., 30c;  $\frac{1}{4}$  lb., \$1.00; lb., \$3.75.

**GIANT ITALIAN TRIPOLI.** A large, beautiful pure white onion of mild, excellent flavor. Will produce a somewhat larger onion from seed than our White Portugal, but to attain their full size the plant should be started very early in a hotbed and set out in rich soil. Pkt., 5c; oz., 30c;  $\frac{1}{4}$  lb., \$1.00; lb., \$3.75.

Don't overlook the special prices on garden seeds. Perhaps you can combine your orders and get the benefit of these low prices.



Extra Early Barletta Onions.



# ONIONS

**GIGANTIC GIBRALTAR ONION.** This comparatively new and little known variety is particularly adapted for growing in warm climates. In appearance it is very similar to the well-known "Prizetaker" Onion; will grow larger under favorable conditions. The handsome globular shaped bulbs have a light straw colored skin, while the flesh is white and very mild. The ripe onions are excellent keepers and surpass, in this respect, most of the other varieties, if properly handled. Experiments have shown that of onions harvested in August, fully 95 per cent were in fine marketable condition in January, free from split and rotting. These onions are excellent for marketing purposes as well as home use. The growing crop withstands dry weather to a remarkable degree. Most highly recommended. Pkt., 10c; oz., 40c;  $\frac{1}{4}$  lb., \$1.40.

**EARLY WHITE QUEEN.** Succeed well everywhere. The bulbs are small, flat, beautifully white and of excellent flavor, but the principal recommendation is the marvelous rapidity of their growth. It will produce ripe onions in 100 to 110 days from date of sowing. Both the White Queen and the Extra Early Barletta are highly recommended for pickling purposes. Pkt., 5c; oz., 30c;  $\frac{1}{4}$  lb., \$1.00; lb., \$3.75.


**BERMUDA ONION SEED IMPORTED FROM TENERIFFE.** In growing onions the quality of the seed is of greatest importance. Our seed is grown by the best growers in Teneriffe and is the best to be had.

**WHITE BERMUDA.** This valuable onion is especially adapted to the Southern States and is the most profitable of all varieties of onions for the grower. Ease of cultivation, large size and mildness of flavor make it the most valuable of this type. The White Bermuda is a selection from the original Red Bermuda, and preferred to all others by growers in the South. We offer seeds obtained direct from the Isle of Teneriffe. one of the Canary Isles, the home of the Bermuda onion. Pkt., 10c; oz., 35c;  $\frac{1}{4}$  lb., \$1.25; lb., \$4.00.

**CRYSTAL WHITE WAX (Teneriffe Grown).** This is a large, pure white, flat onion. In the South, especially Texas, during the last few years, it has become so popular that there has not been enough seed to meet the demand. It grows to good size early and is the mildest and sweetest of all onions. It is the finest slicing onion for the home garden. True seed very scarce. Pkt., 10c; oz., 60c;  $\frac{1}{4}$  lb., \$2.00; lb., \$7.00.

## Onion Sets

For prices per bushel please see our Pink List. Prices are subject to market fluctuations. We are always pleased to make special quotations on large lots. Thirty-two pounds constitute a bushel, except the Top or Bottom Sets, which are twenty-eight pounds to the bushel. A pound of Onion Sets is equal to about a quart. When wanted by mail add 5 cents for one pound and regular parcel post rates for larger quantities.



Gigantic Gibraltar Onion.

**RED BOTTOM.** Produced by sowing thickly the seed of the large Red Wethersfield variety, and thinning out. They mature under this method when about half an inch through. They are used precisely as top onions and set them out in the spring instead of sowing seed. Lb., 20c;  $\frac{1}{4}$  bu., \$1.25.

**YELLOW BOTTOM.** Identical with the preceding except in color. They are used in the same manner and are produced from the seeds of the Yellow Danders variety. Lb., 20c;  $\frac{1}{4}$  bu., \$1.25.

**WHITE BOTTOM.** The seed of the White Silver Skin or White Portugal variety is used to produce white sets. They do not keep as well as the red or yellow but produce beautiful white onions early in the season. Lb., 20c;  $\frac{1}{4}$  bu., \$1.40.

**POTATO ONION.** Produces a quantity of young bulbs on parent root, which should be planted early in the spring in rows 18 inches apart in the row, and covered one inch deep. They should be earthed up like potatoes as they continue to grow. Lb., 20c;  $\frac{1}{4}$  bu., \$1.50.

**RED TOP or BUTTON.** Produce no seed but instead a small number of bulbs or onions about the size of acorns on top of the stock. These little bulbs are used instead of seed, and will produce a large onion, maturing much earlier than from the seed. The large onion produces the top onion and the little top onion produces the large onion. Lb., 25c;  $\frac{1}{4}$  bu., \$1.75.

**WHITE MULTIPLIER.** These are of a pure silvery white color, enormously productive, frequently producing as many as 20 bulbs in a cluster from a single bulb plant. It is of excellent quality and size for bunching green, or can be ripened for use as pickling onions; for this later purpose can be grown much more economically than from the seed. Their most important quality is extreme earliness, being ready for market from 3 to 4 weeks ahead of other onion sets. Lb., 20c;  $\frac{1}{4}$  bu., \$1.50.

**SHALLOTS.** Valuable for an early crop. They grow in clusters; very productive and of a mild and sweet flavor. Lb., 20c;  $\frac{1}{4}$  bu., \$1.50.



White Bottom Onion Sets.

For Prices Per Bushel See Our Pink List.

## Parsley

On account of its beautiful green color Parsley makes a very attractive and at the same time useful border for flower beds.

**Culture.** Parsley succeeds best in rich, mellow soil. As the seeds germinate very slowly, 3 or 4 weeks elapse sometimes before it makes its appearance, it should be sown early in the spring, previously soaking the seeds for a few hours in tepid water. Sow thickly in rows a foot apart and half an inch deep. One ounce to 150 feet of drill.

Every housewife wants a little Parsley for her table.

**NEW EMERALD.** The plants are dwarf and of compact growth. The leaves are of a handsome bright green color, and very finely crimped and curled. It is very ornamental and commands high prices in Western markets. Pkt., 5c; oz., 15c;  $\frac{1}{4}$  lb., 35c; lb., \$1.00.

**PLAIN LEAVED.** This is the hardiest variety, foliage very dark green, with plain leaves, having a strong parsley flavor and much preferred in French cooking. Pkt., 5c; oz., 15c;  $\frac{1}{4}$  lb., 35c; lb., \$1.00.

**CHAMPION MOSS CURLED.** The green leaves are finely cut and curled, and of dark green color. Extra fine for garnishing and culinary purposes. Pkt., 5c; oz., 15c;  $\frac{1}{4}$  lb., 35c; lb., \$1.00.

**DWARF PERFECTION.** This new Parsley well deserves the name of perfection. It combines a highly decorative appearance with a fine delicate flavor and is very desirable for planting as a border around flower beds. The plants, if properly transplanted and given space for development will form a symmetrical half-globe shaped bush from 6 to 8 inches high and about 10 inches across. The color is a delightful green and the leaves are attractively curled. Pkt., 5c; oz., 15c;  $\frac{1}{4}$  lb., 35c; lb., \$1.00.



Moss Curled Parsley.

**HAMBURG TURNIP-ROOTED.** The root resembles a small parsnip and is the edible part of this sort; extensively used for flavoring soups. Pkt., 5c; oz., 15c;  $\frac{1}{4}$  lb., 40c; lb., \$1.25.

## Parsnips

**Culture.** They do the best in deep rich soil, but will make good roots on any soil which is deep and mellow and moderately rich. As the seed is slow to germinate, it should be sown as early as possible; cover  $\frac{1}{2}$  inch deep, and press the soil firmly over the seed; give frequent cultivation, and thin the plants 6 to 8 to the foot. As they are improved by frost, a part of the crop should be left in the ground for spring use. One ounce will sow 150 feet of drill, 5 pounds to an acre.

**HOLLOW-CROWNED or SUGAR.** The best for table use; a vegetable of merit, easily raised and of great productiveness. Pkt., 5c; oz., 15c;  $\frac{1}{4}$  lb., 40c; lb., \$1.00.

**IMPROVED QUERNSEY.** Roots comparatively short, ending somewhat abruptly with a small tap root; grows with a cavity on the top or crown of the root. Pkt., 5c; oz., 15c;  $\frac{1}{4}$  lb., 40c; lb., \$1.00.


### DO YOUR CHILDREN LIKE BOOKS?

We are sure they do because pretty books are nearly always among the children's dearest possessions. On the inside front cover of this catalog we offer one of the prettiest and cutest little books we've ever seen. The children will be simply tickled to pieces with the pretty pictures and dainty verses. The book is free with a seed order. Don't forget to ask for it.



Hollow Crown Parsnip.

## Barteldes Peppers



Ruby Giant Pepper.

The Ruby Giant is such a fine pepper for both the home gardener and the Market Gardener that we do not hesitate to recommend it highly. Try it. Pkt., 10c; ½ oz., 30c; oz., 55c.

**SWEET SPANISH.** An excellent rather late variety. Very mild, thin-skinned and fruit rather long. Pkt., 5c; ½ oz., 25c; oz., 45c.


**RUBY KING.** Fruit of a bright red color, 6 to 7 inches long by about 4 inches through. They are remarkably pleasant and mild in flavor and can be eaten sliced with vinegar, like tomatoes. The best for making mangoes. Pkt., 5c; ½ oz., 25c; oz., 45c.

**GOLDEN DAWN.** It resembles the popular Bell Pepper in shape. It is of a most beautiful golden-yellow color, and of a very handsome appearance, both in growth and upon the table. Pkt., 10c; ½ oz., 25c; oz., 45c.

**LONG RED CAYENNE.** This fruit is a brilliant coral red, conical, and from 2 to 3 inches long and from ¾ to 1 inch thick. Very pungent. Pkt., 5c; ½ oz., 25c; oz., 45c.

**CELESTIAL.** This pepper has two uses, being both ornamental and edible. The profusely bearing plants produce

fruits of constantly changing color. When young they are a creamy yellow and as they mature they become a vivid scarlet. The bushes are an ornament to any garden and the peppers are fine for pickling. Pkt., 5c; ½ oz., 25c; oz., 45c.



Chinese Giant Pepper.

fruits of constantly changing color. When young they are a creamy yellow and as they mature they become a vivid scarlet. The bushes are an ornament to any garden and the peppers are fine for pickling. Pkt., 5c; ½ oz., 25c; oz., 45c.

**CHINESE GIANT.** One of the very best and largest margo peppers ever introduced. Its mammoth size, splendid shape, beautifully rich, glossy-red flesh and mild flavor, all lead us to recommend it very highly. Its strong bushy plants are heavily loaded with large fruits, which are produced throughout the season. A very unusual variety worthy of the highest recommendation. Pkt., 10c; ½ oz., 30c; oz., 55c.

**SMALL RED CHILLI.** Fruit about 2 inches long and 2-5 of an inch in diameter; red and very hot. Pkt., 5c; ½ oz., 25c; oz., 45c.

**LARGE RED CHILLI.** This pepper is slightly larger than the preceding, being 3 inches long and 1 inch thick. The fruit is bright red, very hot, and fiery, and ripens early. It is used for making the famous Mexican chilli. Pkt., 5c; ½ oz., 25c; oz., 45c.


**LARGE BELL or BULL NOSE.** Somewhat the shape of the Ruby King but shorter and more pointed. This variety is sometimes used for stuffing, but it is really one of the hot or pungent peppers. Pkt., 5c; ½ oz., 25c; oz., 45c.

Peppers may be divided into two classes, the hot ones used for flavoring and the mild ones for stuffing. They thrive best in a warm deep, fairly moist, fertile, sandy loam, although often grown commercially on moderately heavy soils. The drainage must be good and a southern exposure is preferable.

Peppers should be started in hotbeds, in February or March, and not planted outside until the soil is warm and there is no danger of frost. Set the plants in rows 2 feet apart and 18 inches in the row. Hoe often and keep the weeds down.

**BARTELDES' RUBY GIANT PEPPER.** One of the finest Peppers we have ever grown and we can recommend it highly. The Ruby Giant is a cross between the Ruby King and the Chinese Giant, having the good qualities of both. The peppers are of very large size and so sweet and mild that they can be eaten raw. The flesh is very thick. When ripe the pepper is of a bright red color.

Ruby Giant matures early, the plant is vigorous and upright, slightly taller than the Chinese Giant and even more productive. The fruit being large and sweet is splendid for stuffing.



Long Red Cayenne Peppers.

**PRICES OF PEAS (Except Packets)**  
DO NOT INCLUDE POSTAGE

# BARTELDES SEL



Barteldes First and  
Best Peas.

Postage on Peas is extra at regular parcel post rates.

**Culture.** Peas can be grown in every garden, but for the earliest varieties a light, warm, moderate rich soil is most suitable. The smooth kinds can be sown as soon as the ground can be worked, but the wrinkled varieties should not be planted till it is warmer, or they will rot. Sow in single or double rows from 1½ to 3 feet apart, dropping a pea every inch and covering from 2 to 3 inches deep. For a succession sow every ten days up to July. Sow one quart to 50 feet drilled; 1½ to 2 bushels to an acre.

Gradus, Telephone, and Champion of England are the best of the standard later crop varieties, and planted in this order furnish a good succession, one following the other in maturing. They need brush or chicken wire support.

## Early Smooth Varieties

**ALASKA.** A variety of remarkable earliness. It is a good yielder and produces pods of good size and dark green color, which are well filled with round, smooth peas of splendid flavor. The color of the dried pea is green. It ripens evenly; one picking will nearly clean off the crop. Advise market gardeners to give this variety a trial. Pkt., 5c; ½ lb., 20c; lb., 35c.

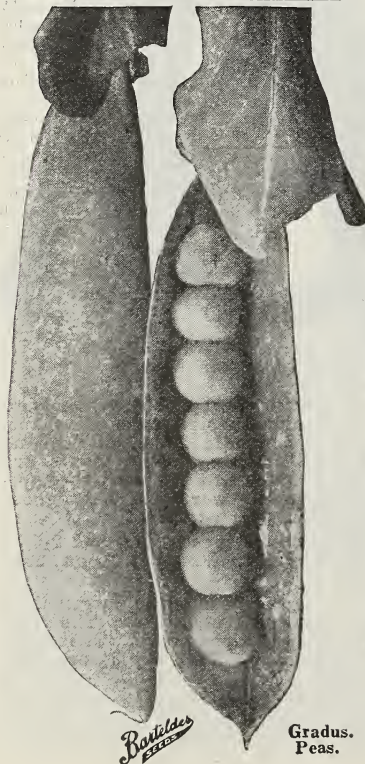
**FIRST AND BEST.** This is a reliable early cropper of the hardy smooth seed variety. Not as early as Alaska. Pkt., 5c; ½ lb., 20c; lb., 35c.

## Early Wrinkled Varieties

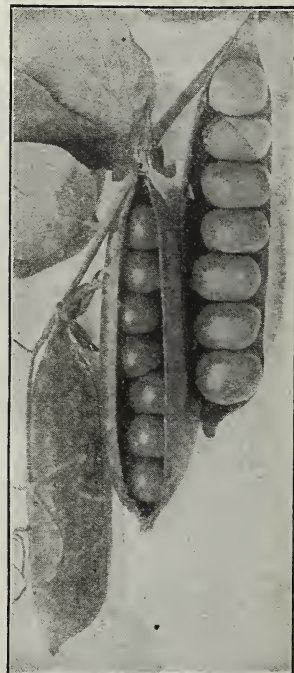
**GRADUS or PROSPERITY.** This remarkable pea is not only large and of the best quality, but it is also nearly as early as the small, round, extra early sorts. It is hardy and may be planted as soon as the ground is fit to work in the spring, along with smooth peas. The vine grows to a height of about 30 inches. The pods are of a light green color and measure 4 inches or more in length, being as large as Telephone and equally as well-filled with luscious peas—8 to 10 in a pod. The peas are of first-class table quality and retain their color and attractive appearance after cooking. It is a grand pea in all respects. Pkt., 5c; ½ lb., 25c; lb., 40c.

**LAXTONIAN.** A new, early pea of fine size and exceptional quality. The vines are dwarf, growing from 15 to 20 inches, but the pods are from 4 to 4½ inches long, of bluish green color, and pointed at the end. Each pod contains from seven to ten peas of very large size and delicious flavor. The vines are vigorous, of fine dark green color, and need no support. Try a row or two of these fine new peas and we know that you will be delighted with them. Pkt., 5c; ½ lb., 25c; lb., 40c.

**PREMIUM GEM.** An improvement on the Little Gem, being larger and more productive. Early in maturing, very luscious in flavor and highly recommended. Try it. Pkt., 5c; ½ lb., 25c; lb., 40c.



Gradus.  
Peas.



Laxtonian Peas.

# ECT PEAS

PRICES OF PEAS (Except Packets) DO NOT INCLUDE POSTAGE

EARLY WRINKLED VARIETIES—Continued.

## Barteldes Little Marvel

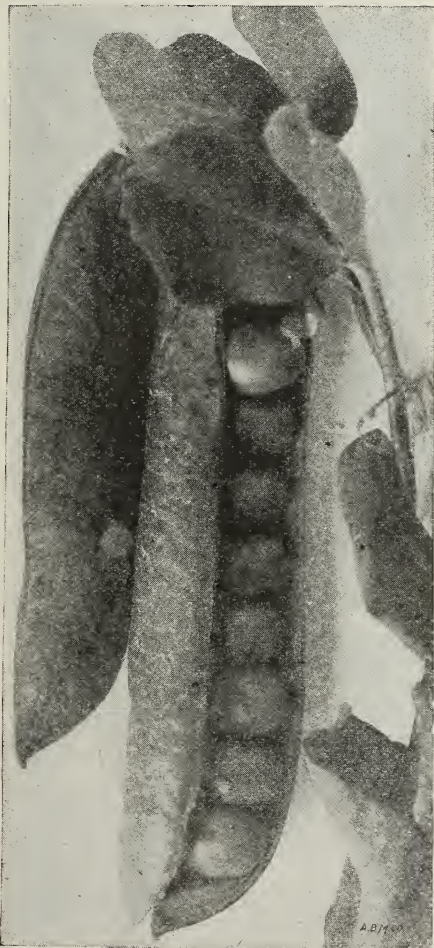
An extra early dwarf variety of excellent qualities. Fine for both home gardener and market garden. Grow to a height of about 15 inches and produces an abundance of good-sized pods. The pods are well filled with deep green peas of delicious flavor. The pods average a little longer than those of Premium Gem, are more attractive in shape and color, and the peas are of superior quality. We advise a trial of this variety. Pkt., 10c;  $\frac{1}{2}$  lb., 25c; lb., 45c.

**NOTT'S EXCELSIOR.** Robust and vigorous in growth, very prolific, producing a profusion of long handsome pods, closely packed with large peas of fine flavor. An improvement on American Wonder, being more vigorous and prolific with large pods with more peas than either the Wonder or Premium Gem. Seeds green, wrinkled, square at the ends like American Wonder. Height, 12 inches. Pkt., 5c;  $\frac{1}{2}$  lb., 25c; lb., 40c.

**AMERICAN WONDER.** The vine grows 8 to 10 inches high and is very prolific in pods of striking form and size. In maturing it is among the earliest, ripening in about 50 days from germination. It is among the first of the early green wrinkled sorts. Pkt., 5c;  $\frac{1}{2}$  lb., 25c; lb., 40c.

## Main Crop Varieties

**TELEPHONE.** This variety is one of the finest branching, tall, wrinkled marrows yet introduced. It bears splendid peas of the finest quality and excellent, sugary flavor; vine very strong, averaging 18 to 20 pods per plant; the pods are of a large size and closely packed with from 8 to 10 large delicious peas. Pkt., 5c;  $\frac{1}{2}$  lb., 25c; lb., 40c.



Telephone Peas.



Premium Gem Peas.

**BLISS EVERBEARING.** The vines attain a height of 2 $\frac{1}{2}$  to 3 feet; foliage large; the pods will average 3 to 4 inches in length, each pod producing 6 to 8 wrinkled peas. These peas are very large, being half an inch and over in diameter, and in quality unsurpassed. For a continuance of bearing this variety is unexcelled. Pkt., 5c;  $\frac{1}{2}$  lb., 25c; lb., 40c.

**CHAMPION OF ENGLAND.** A most popular and extremely productive second early pea, which has been valued for many years as the standard variety for summer use. Vines are of strong growth and very productive of large, well-filled pods. The flavor of the peas is delicious. Pkt., 5c;  $\frac{1}{2}$  lb., 25c; lb., 40c.

**IMPROVED STRATAGEM.** Seeds green, wrinkled, middle crop; one of the best peas ever sent out; grows vigorously and showing vine of branching habit; heavily laden with immense pods containing 10 to 12 peas of large size; height 1 $\frac{1}{2}$  feet. Pkt., 5c;  $\frac{1}{2}$  lb., 25c; lb., 40c.

## Marrowfats and Sugar Peas

**WHITE MARROWFAT.** Very similar to the Blackeye Marrowfat, except that it does not have black eyes. Pkt., 5c;  $\frac{1}{2}$  lb., 20c; lb., 35c.

**GRAY SUGAR.** (Edible pods.) A splendid variety with edible pods. It grows medium high, and is remarkable for its prolific character. The pods are flat and crooked, and contain 5 to 6 peas. Pkt., 5c;  $\frac{1}{2}$  lb., 25c; lb., 40c.

Peas picked in the morning are sweeter when cooked than those picked during the hotter hours. The latter often will be tough and lack flavor when an early picking from the same vines is entirely superior.

Note. If you are in need of peas in large quantities write us. We will make prices that will please you.



Dwarf Gray Sugar Peas.



Early Ohio Potato.

**BURBANK.** A large, long, white potato of excellent quality. Fine for main crop and a splendid keeper. One of the first introductions of the famous Wizard.

**EARLY SIX WEEKS.** Earliest potato in existence and most valuable for market gardeners. A great beauty. Perfect table potato and a wonderful yielder. Ready for market in six weeks, matures in 72 days, two weeks ahead of any other variety, and has yielded as high as 400 bushels to the acre.

**TRIUMPH.** Red River stock. This beautiful variety combines the wonderful productiveness of the Peerless with all the good qualities of the Early Rose. Tubers are medium size, round and uniform in shape, with but few small ones; eyes slightly depressed; color a beautiful light red. Its beauty, productiveness, and good qualities in general make it one of the best early market varieties, especially for the South, from whence it is shipped to northern markets, bringing highest prices on account of its appearance.

## SPRAY YOUR POTATOES

We know of no bug that does as much damage and still can be controlled as easily as the Potato Bug. No large grower would think of raising potatoes without spraying. Every patch of potatoes should be sprayed as spraying greatly increases the yield.

You will find a complete line of Spray Pumps and Insecticides in another part of this catalog. Order these early so as to have them on hand when the bugs come.

## Hints on Potato Planting

This spring I had my seed bed plowed with the usual conditions and about the fifth of May I planted the seed. I bought two bushels of early Ohios from our merchant who had them shipped in for seed. One bushel was cut up in the usual manner, leaving one or more good sprouts on each piece, and planted about two days later. The next day I cut and planted the other bushel, this time chopping the holes and covering them with the hoe. I planted the whole amount in rows about ten rods long and two and one-half feet apart, and the result was the first bushel came up nicely while the second in the usual half stand, one-half which are little weak stalks.

This convinced me that potatoes should not be cut and planted the same day. Cut them a couple of days before planting, or a month if kept in the cellar, until you are ready to plant. Good seed is often spoiled by immediate planting after cutting according to my own experience.

A SUBSCRIBER.

## Seed Potatoes

We handle seed potatoes only and can furnish first class stock of either home-grown or northern, Red River stock. We ship potatoes whenever the weather seems favorable, but as these are perishable, we cannot assume any responsibility for freezing or other damage in transit.

We list on our Pink List those varieties which we can supply at the date given on the Pink List. We are always pleased to make special quotations on large quantities at any time.

**Culture.** Potatoes can be grown in any soil provided it is well drained, but if grown on sandy, rich soil they will be of better quality than if planted on clay soil. The sets should be planted from 3 to 4 inches deep, according to the time of planting, in rows 3 feet apart and 16 to 18 inches in the rows.

If planted 1½ feet by 3 feet there will be about 9,700 hills in one acre, and it will take between 600 and 700 pounds, according to the size of the sets to plant it. At 3 by 3 feet one-half the quantity is sufficient.

**EARLY OHIO.** Northern grown, Red River stock. Extra early, and one of the best, if not the best, for the western states. It is fit for table use before fully ripe, and can be shipped earlier than any other variety.

**EARLY OHIO.** Kaw Valley stock.


**RURAL NEW YORKER No. 2.** The standard white market potato. It is very large, usually smooth, oblong, inclining to round, and rather flattened. Skin and flesh white, quality excellent; season intermediate. Tubers of great uniformity in size; almost every one marketable.

**IRISH COBBLER.** One of the most popular of the early varieties. Its excellent quality, together with its cream-white color, makes it fine for the best trade. It is a vigorous grower, a good keeper and ripens uniformly.



FOR PRICES OF POTATOES PLEASE  
SEE OUR PINK LIST.





Connecticut Field.

## Some Pumpkins

**Culture.** Pumpkins require the same general culture as melons and squashes. As the plants require much space and as they readily mix with cucumbers, melons, etc., they are not very suitable for the home garden. The common practice, and a good one, is to plant the seeds in the cornfield, either in hills or between the rows, after the last cultivation. One ounce of seed to thirty hills; 4 pounds to an acre.

**SMALL SUGAR.** Smaller than the field pumpkin, but finer grained, sweeter, and very prolific; first rate for the table or stock. The best variety for making pies. Pkt., 5c; oz., 15c; ¼ lb., 35c; lb., \$1.00.


**MAMMOTH TOURS.** A French variety which grows to an immense size, often weighing over 100 pounds. Pkt., 5c; oz., 15c; ¼ lb., 45c; lb., \$1.25.

**TENNESSEE SWEET POTATO.** A good variety for making pies and other cooking purposes. It is medium size, of a creamy white color, and has an excellent flavor; good keeper. Pkt., 5c; oz., 15c; ¼ lb., 45c; lb., \$1.50.

**CONNECTICUT FIELD or BIG TOM.** The well-known old Connecticut variety. Grows well among corn; varies in shape. Excellent for feeding dairy stock. Pkt., 5c; oz., 15c; ¼ lb., 35c; lb., \$1.00.

**JAPANESE PIE.** The flesh is very thick, nearly solid; the seed cavity being very small in one end of the pumpkin; fine grained, dry, and sweet, having much the taste and appearance of sweet potatoes. They ripen early, keep well, and are fine for home use. The seeds have peculiar marks resembling characters of the Chinese alphabet. Pkt., 5c; oz., 15c; ¼ lb., 45c; lb., \$1.50.

**LARGE CHEESE.** A popular variety in the South. Fruit flattened, the diameter being 2 or 3 times more than the length. Skin mottled light green and yellow, changing to rich cream color as it matures; flesh tender and of excellent quality. Pkt., 5c; oz., 15c; ¼ lb., 35c; lb., \$1.00.

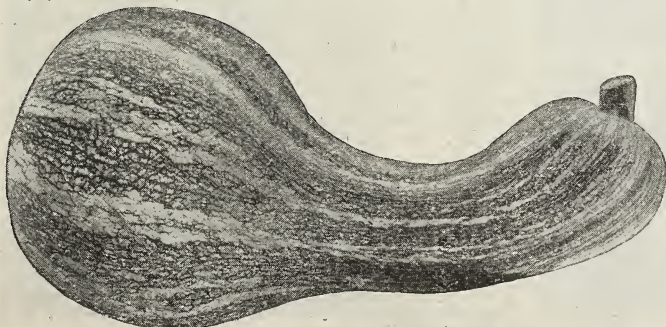


Small Sugar.

**KENTUCKY FIELD.** A large variety, producing pumpkins in abundance. Has thick meat of fine quality. Very suitable for canner's use. Pkt., 5c; oz., 10c; ¼ lb., 30c; lb., 70c.

**KING OF MAMMOTH or GENUINE MAMMOTH.** The flesh and skin are of a bright golden yellow. Flesh fine grained and of excellent quality. Notwithstanding its enormous size, it is one of the very best pie pumpkins ever grown, and a splendid keeper. This enormous variety has been grown to weigh over 200 pounds. Pkt., 5c; oz., 15c; ¼ lb., 45c; lb., \$1.50.

**CUSHAW or CROOKNECK.** A French variety which is fine for pies. Has a hard white or striped shell and sweet, solid yellow flesh. A good keeper. Pkt., 5c; oz., 15c; ¼ lb., 45c; lb., \$1.50.




Cushaw.

Olathe, Kansas, Sept. 6, 1915.  
 Barteldes Seed Co.,  
 Lawrence, Kansas.  
 Dear Sirs:—Enclosed find check for 16.40 for same. Send me the enclosed list, a duplicate of former order. Send as soon as possible by freight.  
 I am about as old a customer as you have. I wholesaled your seeds from 1882 to 1887 at Neosho Falls, Kansas. Successor to Woodward and Finney at 17th & Topping, Kansas City, Missouri, and other places until I came to this town in 1910.  
 Yours truly,  
 JAMES J. DAVIS.

Mr. Raber, of Lawrence, had a Cushaw pumpkin almost 4 feet long and out of which Mrs. Raber put up 1½ gallons of canned pumpkin.

# BARTELDES SELECTED




Crimson Giant Globe Radish.

## Early Round Varieties

**CRIMSON GIANT GLOBE.** This new radish is an entirely new type, and differs radically from all the varieties hitherto in cultivation, in so far that its roots attain more than double the size of those of other forcing varieties without getting pithy or hollow. This giant radish develops roots 6 to 8 inches in circumference and over an ounce in weight, their pure white flesh remaining firm and crisp, and of mildest flavor. Notwithstanding the extraordinary size and weight of its bulbs, it is second to none as a forcing variety. It's equally well adapted to outside culture. The seeds should be sown very thinly to permit full development of the roots. Pkt., 5c; oz., 15c;  $\frac{1}{4}$  lb., 40c; lb., \$1.25.

**ROSY GEM.** One of the earliest varieties in cultivation. It is of perfectly globular shape, of rich color, being deep scarlet on top, blending to pure white at the bottom. The radishes are exceedingly tender and crisp and delicious. Desirable for growing under glass as well as in the open ground. Pkt., 5c; oz., 15c;  $\frac{1}{4}$  lb., 40c; lb., \$1.25.



Early Scarlet Globe Radish.

Radishes are so easily grown that they are found in every garden but only few gardens produce the best quality. The real crisp, delicious radishes are obtained when they develop quickly and without any check in growing.


They do best in sandy loam of good fertility. If the soil is stiff add sand or ashes. The seed should be sown just as early in the spring as possible in rows 12 to 18 inches apart. Radishes must be given sufficient room to enable them to develop to full size without any check. It is therefore, of great importance that they be thinned as often as necessary. The small round varieties should be from 1 to 1 $\frac{1}{2}$  inches apart and the long ones 2 to 3 inches apart.

The most common fault in growing radishes is in letting them grow too close together. Thin them out.

Early in the spring plant Crimson Giant Globe, Rosy Gem, White Tipped Early Scarlet Turnip, Early Scarlet Globe, French Breakfast, and White Icicle.

During the early part of May plant Icicle, Charters, White Strassburg, and Long White Vienna.

In the fall for winter use plant China Rose, White Chinese, Round Black Spanish, and Long Black Spanish.



Rosy Gem Radish.

**SCARLET TURNIP, WHITE-TIPPED.** A beautiful variety, deep scarlet with white tip. It is very ornamental for table use, and is becoming very popular as a market variety. It is of the same size and shape as the scarlet turnip variety. Pkt., 5c; oz., 15c;  $\frac{1}{4}$  lb., 40c; lb., \$1.25.


**EARLY SCARLET GLOBE.** This variety makes roots fit to pull as early as Non-Plus-Ultra, but they are much larger when full size, and for this reason are very popular in some markets. Roots round or slightly oval-shaped; color rich, deep scarlet, flesh white and tender. Pkt., 5c; oz., 15c;  $\frac{1}{4}$  lb., 40c; lb., \$1.25.

### DON'T BE AFRAID TO THIN OUT.

Luxurious tops do not necessarily mean good bottoms if the plants are too close together in the row. Most people try to grow too many plants in the row. The plants are therefore crowded and none of them develop properly.

Give all plants plenty of room. You will not get so many plants but you will get more satisfaction in better quality.

# RADISH SEED



## Olive Shaped Varieties

**FRENCH BREAKFAST.** A medium-sized radish with small top. Quick growth and very crisp and tender. Pkt., 5c; oz., 15c;  $\frac{1}{4}$  lb., 40c; lb., \$1.25.

## Half Long Varieties

**BARTELDES' GLASS RADISH.** The radish comes from the same gardener in Denver who originated the Denver Market Lettuce, and is a fine acquisition. It is a long radish of light pink color, white-tipped, of uniform size. The flesh is transparent white, always crisp and brittle, even if grown to a large size, and mild flavored. It was named "Glass Radish" on account of the fine transparency of the flesh. Pkt., 5c; oz., 15c;  $\frac{1}{4}$  lb., 40c; lb., \$1.25.

## Summer Varieties

All of the following varieties attain a larger size than do any of the earlier radishes. While not ready for the market quite so early they remain in fine condition longer without becoming pithy.



Barteldes' Glass Radish.

### CHARTIERS or SHEPHERD.

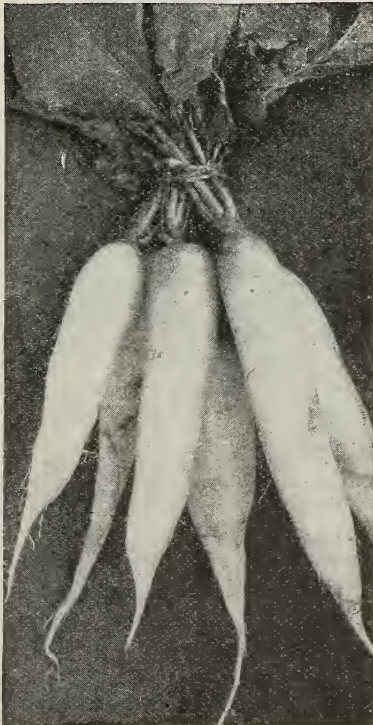
Long Scarlet tipped with white. Pkt., 5c; oz., 15c;  $\frac{1}{4}$  lb., 40c; lb., \$1.25.

**WHITE STRASBURG.** Will stand summer heat admirably. Pkt., 5c; oz., 15c;  $\frac{1}{4}$  lb., 40c; lb., \$1.25.

**LONG WHITE VIENNA or LADY FINGER.** A rapid grower of fine shape. Pkt., 5c; oz., 15c;  $\frac{1}{4}$  lb., 40c; lb., \$1.25.

## Long Varieties

**WHITE ICICLE (Eiszapfen).** An entirely distinct long slender, pure white variety. It is without doubt the earliest and finest long white Radish in existence. Ready for use fully as early as Long Scarlet Top, with less foliage, rendering it most desirable for forcing. In the open ground the roots continue brittle, crisp, and mild, until they are fully as large as those of the Long Bright Scarlet. The Icicle is perhaps superior to the finest long red ones. Roots 4 inches in length and half an inch in diameter; they retain their crispness and fresh, mild flavor until fully 6 inches long and an inch in diameter. Pkt., 5c; oz., 15c;  $\frac{1}{4}$  lb., 40c; lb., \$1.25.



White Icicle Radish.

### DID YOU EVER EAT A RADISH SANDWICH

Peel a nice crisp radish and slice it crosswise. Put these slices on buttered bread, add a little salt and you have a delicious sandwich. The children are especially fond of these.

Speaking of the children reminds of the books which we are offering for the children this year. These little books are really works of art and wonderfully clever. Be sure you get a copy for your children. They are free. See inside of the front cover for full information.

## RADISHES—Continued

**EARLY SCARLET SHORT TOP.** Is undoubtedly the best standard variety for private garden and market use. It grows 6 or 7 inches long, half out of the ground. It is very brittle and crisp and of quick growth. Color, bright scarlet, small top, tapers regularly to the root, and is uniformly straight and smooth. Pkt., 5c; oz., 15c;  $\frac{1}{4}$  lb., 40c; lb., \$1.25.

### Winter Radishes

Radishes for winter storage should be sown in July or August.

A temporary pit for storing vegetables can be made very easily and economically by partially burying a wooden box in a well drained location. Cover the top with earth, leaving only the upper part of the front of the box exposed. The exposed part can be protected with boards or a door on hinges.

Potatoes, carrots, parsnips, turnips, beets, salsify and winter radishes can be stored in this pit. It will keep them in good condition and they can be taken out at any time.


Our Garden Guide gives further information about storing of vegetables.

**LONG BLACK SPANISH.** A large radish of black color and an excellent keeper. They are delicious when sliced, salted, and eaten on bread. Pkt., 5c; oz., 15c;  $\frac{1}{4}$  lb., 40c; lb., \$1.25.


**ROUND BLACK SPANISH.** Similar to the above but round in shape. Pkt., 5c; oz., 15c;  $\frac{1}{4}$  lb., 40c; lb., \$1.25.

**WHITE CHINESE or CELESTIAL.** A beautiful, large white radish grown very extensively by the market gardeners for fall and winter trade. Pkt., 5c; oz., 15c;  $\frac{1}{4}$  lb., 40c; lb., \$1.25.


**CHINA ROSE.** A large red radish with a white tip. A good keeper and not quite as strong as the Spanish type. Pkt., 5c; oz., 15c;  $\frac{1}{4}$  lb., 40c; lb., \$1.25.



Early Scarlet Short Top Radish.



China Rose Radish.



Black Spanish Radish.

Leominster, Mass.

"The results from Bug Death Aphis last season applied dry to our garden crops were very pleasing, especially with tomatoes and cucumbers; the vines continuing green and healthy a long time and producing wonderful yield of finest quality. Used it upon Sweet Peas also with remarkable success. It appeared to make them grow and blossom more profusely. It is so safe to use and have around even where there are small children."

MRS. A. C. BOYDEN.

### Success in Succession Cropping

Succession cropping is one of the secrets of a successful garden. There is often a tendency to plant, not too much of any one vegetable, but too much of the same vegetable maturing at the same time.

For instance, suppose there are fifty feet to be devoted to string beans. Planted all at once, a gardener will have the plants come into bearing all at the same time. They would bear from four to six quarts a day and if the family had to devour all these beans it would only be a short time until they couldn't look a bean in the eye.

The way to solve this problem would be to plant half the row one week and the rest of it the other. Or the row might even be divided in thirds and planted in three weeks.

The same scheme applies to beets, carrots, radishes, and other quick maturing vegetables. Grade them along, planting just enough to furnish a full meal with successive plantings throughout the season.

# Rhubarb or Pie Plant

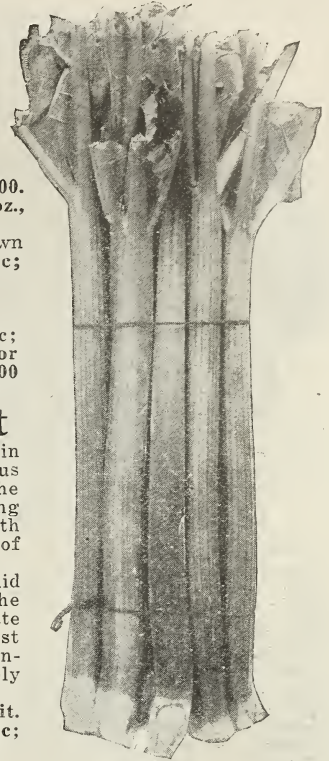
**Culture.** Rhubarb succeeds best in deep, somewhat retentive soil. The richer its condition and the deeper it is stirred the better. Sow in drills an inch deep and thin out the plants to 12 inches apart. The following spring transplant in place; set the plants from 4 to 5 feet each way. One ounce produces from 400 to 500 plants.

Book, "Rhubarb Culture," by J. E. Morse, price, 50c.

**Linnaeus.** Early, large, and tender. Pkt., 5c; oz., 15c; ¼ lb., 35c; lb., \$1.00.

**Victoria.** The most popular variety, later than the preceding. Pkt., 5c; oz., 15c; ¼ lb., 35c; lb., \$1.00.

**Australian Crimson Winter.** Luther Burbank's introduction. Can be grown indoors in winter time. Pkt., 10c; oz., 50c; ¼ lb., \$1.50.



Rhubarb.

## Rhubarb Roots

Linnaeus and Victoria. 2 for 25c; 5 for 60c; 12 for \$1.25, charges prepaid. If by freight or express, not prepaid, \$1.00 per dozen; \$7.00 per 100.

## Salsify or Oyster Plant

**Culture.** The Oyster Plant succeeds best in some light, well enriched soil which previous to sowing the seeds should be stirred to the depth of 18 inches. Sow early in the spring in drills 15 inches apart; cover the seeds with fine soil 1 inch deep. One ounce for 60 feet of drill; 7 pounds to one acre.

**Mammoth Sandwich Island.** This splendid variety grows to fully double the size of the old sort; is of superior quality and delicate flavor. The Oyster Plant is one of the most delicious vegetables, and should be more generally cultivated for winter use when the supply of really good vegetables is limited.

No Market Gardener should fail to grow it. It is a paying proposition. Pkt., 5c; oz., 20c; ¼ lb., 75c; lb., \$2.00.



Salsify.

## Spinac

**Culture.** Requiring but little culture it is one of the most easily managed of all vegetables. The main crop is sown in September, and if in exposed places it is sometimes covered with straw during the winter, which prevents it being cut by frost. For summer use it may be sown at intervals of 2 or 3 weeks, from March to August. Spinach is best developed, most tender and succulent when grown in rich soil. One ounce to 100 feet of drill; 10 to 12 pounds to an acre.

**American Curled Savoy Leaved.** A most valuable variety. In appearance the leaf is wrinkled in the same way as that of the Savoy Cabbage, hence the name. Produces nearly twice the bulk of crop as the ordinary sort, is fully as hardy and in all other respects equal. Pkt., 5c; oz., 10c; ¼ lb., 25c; lb., 60c.

**ROUND SUMMER.** This variety is generally preferred for early spring growing, and is popular with market gardeners. Leaves thick and fleshy. Not quite as hardy as the prickly, but stands winter well. Pkt., 5c; oz., 10c; ¼ lb., 25c; lb., 60c.

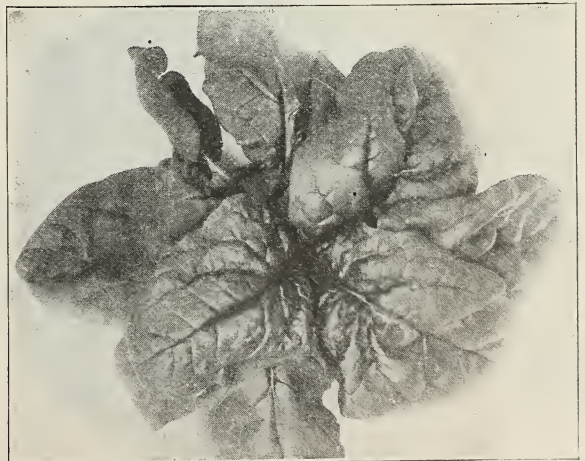
**Long Standing.**

An improved strain of excellent merit, having all the good qualities of the ordinary sorts; but it is especially desirable because of the fact that it is much later in going to seed than

the average. Pkt., 5c; oz., 10c; ¼ lb., 25c; lb., 60c.

**Large, Round, Thick Leaf Viroflay.** A most valuable variety with very large thick leaves, making it especially desirable where bulk is wanted. Pkt., 5c; oz., 10c; ¼ lb., 25c; lb., 60c.

**New Zealand (Tetragonia expansa).** This is not a Spinach of the ordinary kind, but a plant of branching growth. One single plant will grow to dimensions of six feet across, producing an abundance of thick, fleshy, juicy stems, and leaves, which make an excellent Spinach. The flavor is fine and the fact that it does well throughout the hottest summer, makes it all the more desirable. Every market gardener should grow a crop where there is a market for Spinach. It is a money-maker. Pkt., 5c; oz., 15c; ¼ lb., 40c; lb., \$1.00.



Long Standing Spinach.

## Squashes

Squashes may be put into two separate groups; the dwarf or bush type and the vining type. The vining or winter squashes require a lot of room and can be grown only in the large garden or in the corn field like pumpkins. The bush or summer squashes can be grown in any moderate garden and these deserve much more general cultivation.

The summer or bush squashes should be planted in hills from four to five feet apart and the winter or vining kinds in hills from 6 to 10 feet apart. Squashes are heavy feeders and it is therefore beneficial to put two or three fork-fulls of manure in each hill.

Plant from 10 to 12 seeds in each hill but when the plants are of fair size thin them down to three plants to the hill. One ounce will plant about 40 hills of the small sorts and about 20 of the large sorts. 4 to 5 pounds to the acre.

**Bug Death** will kill all insects which eat or chew the leaves and stems of plants but at the same time it is not poisonous. Order some with your seeds. You will surely need it sooner or later.

If your Squash or Cucumber vines are troubled with plant lice get some Bug Death Aphis. It is not expensive and kills these plant lice.



Mammoth White Bush.

### Bush or Summer Varieties

**GOLDEN SUMMER CROOKNECK.** A small crook-necked summer squash; skin bright yellow, covered with warty excrescences. Very early, productive, and of excellent flavor. Pkt., 5c; oz., 15c; ¼ lb., 50c; lb., \$1.70.

**MAMMOTH SUMMER CROOK NECK.** One of the summer Squashes. It is twice as large as the ordinary Summer Crookneck, highly attractive, several days earlier. This combination of earliness and size makes it a most desirable variety for the market gardener as well as for private use. Pkt., 10c; oz., 15c; ¼ lb., 50c; lb., \$1.80.

**EARLY WHITE BUSH.** This is the well-known White Patty-pan Squash. The earliest to mature, very productive; light cream colored. Pkt., 5c; oz., 15c; ¼ lb., 45c; lb., \$1.30.

**MAMMOTH WHITE BUSH.** The fruit is a beautiful clear white wax instead of the yellowish-white so often seen in the old stock, and is much larger. Pkt., 10c; oz., 15c; ¼ lb., 45c; lb., \$1.40.

Bill Smith says, "Barteldes' Mammoth Crook-neck can't be beat." He takes it to market and he eats it at home. He knows!



Summer Crook Neck.

### Winter Squashes

**BOSTON MARROW.** Oval in form, color of skin bright orange, flesh yellow, very desirable for late autumn and winter use. Pkt., 5c; oz., 15c; ¼ lb., 40c; lb., \$1.00.

**GREGORY'S DELICIOUS.** This fine new winter Squash, now offered by us to the Western Planters is of the finest quality possible. The Eastern people have had it for the past few years, and the popularity of this splendid variety increases steadily. In size it closely resembled the original Hubbard. In color it is almost uniform with occasionally a blue specimen. The thickness of its flesh surpasses nearly every other variety; the color being a dark orange. For table use it cannot be excelled; these Squashes represent a remarkable combination of fineness and compactness of grain, dryness, sweetness, and exceeding richness of flavor. Pkt., 10c; oz., 15c; ¼ lb., 55c; lb., \$2.00.



Gregory's Delicious.

**SQUASHES—Continued.**

**THE WARTED HUBBARD.**

This is, in quality, one of the best winter sorts. It is attractive on the market and a ready seller. Very dark green, and flesh is dry and sweet. Very hard shell, which insures good keeping qualities. It is considered an improvement on the old type of Hubbard on account of its warted skin. Pkt., 10c; oz., 15c; ¼ lb., 50c; lb., \$1.75.

**HUBBARD.** The best table Squash yet known, rivaled only by the "Delicious," as described above. Good specimens are about equal to the sweet potato. It has a hard shell, and with some care will keep three months longer than the Marrows. Flesh fine grained, dry, and excellent flavor. Pkt., 5c; oz., 15c; ¼ lb., 50c; lb., \$1.75.

**RED or GOLDEN HUBBARD.**

This is a very distinct sort, of the shape and general character of the Hubbard, but a little smaller, earlier to mature, and of a rich orange red instead of the dark olive green of the old Hubbard, while the flesh is of a little deeper color and of fully as good quality. Pkt., 10c; oz., 15c; ¼ lb., 50c; lb., \$1.60.

**SIBLEY or PIKE'S PEAK.** One of the best shippers owing to the hardness of the shell. Flesh is solid and thick of bright orange color and choice quality. Flavor rich and sweet, and it ripens easily. Pkt., 10c; oz., 15c; ¼ lb., 50c; lb., \$1.60.


**Tobacco**

**HAVANA.** Pure Cuban grown seed. When grown in this country commands a high price as cigar stock. Pkt., 10c; oz., 40c; ¼ lb., \$1.25.

**CONNECTICUT SEED LEAF.** Best adapted to the climate of the Middle and Northern States, as it is more hardy and endures the cold better than the tender varieties grown in the South. Pkt., 10c; oz., 25c; ¼ lb., \$1.00.

**MISSOURI BROAD LEAF.** A well known standard sort, valuable for cigar wrappers. Pkt., 10c; oz., 30c; ¼ lb., \$1.00.

**WHITE BURLEY.** A variety grown for the manufacture of fine cut and plug. Pkt., 10c; oz., 50c; ¼ lb., \$1.25.



Warded Hubbard Squash.

**Tomatoes**


A little over fifty years ago the Tomato was a weed which was thought to be poisonous. When one considers the many different ways in which the tomato is now served and the fact that it is eaten the year round one must give it first place among popular vegetables.

It is easy to grow tomatoes but as they require a long season it is best to start the plants in a green-house, hot bed or in the house. A cigar box kept in a sunny kitchen window will do. Sow the seed one-eighth to a quarter of an inch deep and keep the soil moist. As soon as the seedlings make a second pair of leaves transplant to another box or flat, keeping the plants four inches apart. When all danger of frost is over set the plants out in the garden. By putting a glass jar over each plant for the first day or two you will conserve the moisture and save many plants which might otherwise die. Be sure that the glass jar does not keep air from getting to the plant.

Tomato plants are very vigorous growers and should be pruned severely. When the plants are about two or three feet high reduce each to three or four of its strongest branches. Be sure that you remove all suckers that develop at the leaf joints.

To keep the tomatoes off of the ground tie the vines to supports of some kind. Adjusto Plant Supports are admirable for this purpose. You will find them described in the back part of this catalog.

**EARLIANA.** This is without doubt the earliest bright red tomato now in cultivation. The tomatoes are deep scarlet and grow closely together in clusters of five to eight. They are of medium size, smooth, and solid. The plants are quite hardy with rather slender branches, bearing an abundance of fine tomatoes. The close dwarf habit of growth makes it a very desirable variety where not much space can be wasted on a more spreading and branching variety. It is especially valuable as it produces fruit at the time when the prices are the highest. No market gardener should be without it. Pkt., 5c; oz., 30c; ¼ lb., \$1.00; lb., \$3.25.



Earliana Tomato.

**ADJUSTED PLANT SUPPORTS  
For Tomatoes**

Nothing like them for keeping Tomatoes off the ground. The wire ring is hooked around the tomato plant and then moved upwards on the stake as the plant grows.

Three foot . . . . .17c each, \$2.00 per dozen

Four foot . . . . .20c each, \$2.25 per dozen

Five foot . . . . .22c each, \$2.50 per dozen

F. O. B. Lawrence, Denver, or Oklahoma City.


## TOMATOES—Cont'd.

### Barteldes Kansas Standard

One of the best tomatoes for the Middle West. A true tomato of the potato leaved class.

It is of rapid, vigorous growth, with strong heavy stalks, which stand up well unless, which is often the case, they are pulled down with over-abundant fruit. It begins blooming when only six or seven inches high, attains a height of from two and a half to three feet and sets its fruit—a rare habit in any tomato—from the first blossoms. The fruit is of a bright, glossy red color and is produced in clusters of from four to five tomatoes. In shape the fruit is round, slightly flattened, ripening clear to the stem, perfectly smooth. It has very few seeds; the meat is thick and firm and of a most excellent flavor.

This tomato is a first-rate keeper and shipper on account of its tough skin, a fact which makes it also very resistable against influences of insects, which are so destructive to other varieties. Highly recommended. Pkt., 5c; oz., 30c;  $\frac{1}{4}$  lb., \$1.00; lb., \$3.75.



Kansas Standard.

### Bonnie Best

A Beautiful Second Early Large Red Tomato.

The Bonnie Best is a vigorous grower, quite prolific, with abundant foliage which protects the fruit from the hot sun. Color is a bright scarlet. The tomatoes are very uniform in size and perfect in shape. The smoothness and color make them very attractive and therefore they sell readily on the market.

The Bonnie Best is splendid for home gardens. Matures in 100 days. Pkt., 10c; oz., 30c;  $\frac{1}{4}$  lb., \$1.00; lb., \$3.75.

### Beauty

It grows in clusters of four or five large fruits, retaining its large size very late in the season. It ripens very early and evenly, and is in perfect shape. Pkt., 5c; oz., 30c;  $\frac{1}{4}$  lb., \$1.00; lb., \$3.25.

Bill Smith has tried all kinds of Tomatoes but he always comes back to Chalk's Early Jewel for his early money-making Tomatoes.

When it comes to gardening you can follow Bill Smith. You won't go wrong.



Bonnie Best.


### Chalk's Early Jewel Tomatoes

Of most handsome appearance, finest flavor, and early ripening qualities, this new bright red Tomato is destined to become a leader among the already numerous popular varieties. In time of ripening it is within a week or ten days later than "Spark's Earliana," the well known earliest of all bright red tomatoes. The extremely handsome fruits are of the finest table qualities, possessing remarkably sweet flavor. They are solidly meaty, having small seed cavities and are not apt to crack. The plants are of robust growth, strong, producing fruits throughout the season, and for this reason we recommend to plant "Chalk's Jewel" not only for an early crop producer, but as one which may be planted as a main crop as well.

For general garden planting, where customers wish to limit their choice to one variety, we can safely recommend "Chalk's Early Jewel" as the variety which will give the best satisfaction. Pkt., 10c;  $\frac{1}{2}$  oz., 25c; oz., 40c;  $\frac{1}{4}$  lb., \$1.30.

**FAVORITE.** Has no green core, of perfect shape; smooth as an apple and never cracks after ripening. Pkt., 5c; oz., 30c;  $\frac{1}{4}$  lb., \$1.00; lb., \$3.25.

**BARTELDES' STONE.** Next to the Matchless, and a fine Tomato, too, for main crop. Pkt., 5c; oz., 30c;  $\frac{1}{4}$  lb., \$1.00; lb., \$3.25.



Chalk's Early Jewel.



**TOMATOES—Continued**  
(See also under Novelties.)

Bill Smith says that Barteldes' strains of Tomatoes are first class.




**Ponderosa**

Without question the largest of all tomatoes, many of which will weigh from 1½ to 2 pounds. The immense fruits are meaty, solid, and unsurpassed for slicing. The seed cavities are small, which makes the fruits very solid. The vines are very strong growers and bear the tomatoes in large clusters.

The fruits are of deep purple color and oblong in form. If you have never grown the Ponderosa you have missed something good. Pkt., 10c; oz., 40c; ¼ lb., \$1.40; lb., \$4.50.

**ACME.** A tomato of superior quality; of medium size and slightly oval in shape. Flesh deep scarlet and unusually solid. Grows very regular. Pkt., 5c; oz., 30c; ¼ lb., \$1.00; lb., \$3.25.



Dwarf Champion.

**DWARF CHAMPION.** Its close, upright growth enables it to be planted much earlier and nearer together than any of the older sorts, and the yield, therefore, is accordingly much greater. In productiveness it is unsurpassed. It is also very early. The fruit resembles the Acme, and is of a purplish pink color, and always smooth and symmetrical in form. It is medium size and attractive in appearance; the skin is tough and the flesh solid and of fine quality. Pkt., 5c; oz., 40c; ¼ lb., \$1.25; lb., \$3.75.

**THE MATCHLESS.** For the past twenty years Matchless has been the main crop variety. The vines are of strong vigorous growth, well set with fruit. The fruits are free from core; of a very rich cardinal red color and are not liable to crack from wet weather. They are of very large size and the size of the fruit is maintained throughout the season until the vines are killed by frost. The skin is remarkably tough and solid, and ripe specimens picked from the vines will keep in good condition for several weeks. Our stock of Matchless is absolutely unsurpassed. Pkt., 5c; oz., 30c; ¼ lb., \$1.00; lb., \$3.50.

**THE TRUCKER'S FAVORITE.** This, in our estimation, is the "Peerless" amongst the pink tomatoes. A variety of such unusual merit that it deserves the highest praise and recommendation. It is truly "The Trucker's Favorite." Its fine and smooth, uniformly shaped fruits command the highest market price and when once a market has found out the meritorious characteristics of this splendid sort, it cannot do without it. The fruits are thick-meat and very solid; the meat is of the finest flavor, making the tomatoes equally good for slicing and for cooking purposes. A basket of these tomatoes is one of the most attractive sights on the market table, and parties offering them for sale will find the demand larger than the supply. Be sure to include this variety in your next order. You will want more seed next year. Pkt., 10c; oz., 40c; ¼ lb., \$1.00; lb., \$3.50.

**YELLOW AND SMALL-FRUITED VARIETIES**

Varieties

|  | Pkt.   | Oz.    | ¼-Lb.  | Lb.    |
|--|--------|--------|--------|--------|
| Golden Queen. The best yellow variety. Of superior appearance and a distinct flavor of its own ..... | \$0.10 | \$0.35 | \$1.25 | \$4.75 |
| Yellow Plum. Color bright yellow; excellent for preserving .....                                     | .10    | .35    | 1.25   | 4.75   |
| Red Plum. Same as above except color.....  | .10    | .35    | 1.25   | 4.75   |
| Red Pear. A small variety, early; fine for preserving.....   | .10    | .35    | 1.25   | 4.75   |
| Yellow Pear. Same as above, except color.....  | .10    | .50    | 1.75   | 6.00   |
| Red Cherry. A small variety, size and shape of a cherry; for pickling .....                          | .10    | .35    | 1.25   | 4.75   |
| Yellow Cherry. Same as above, except color.....  | .10    | .35    | 1.25   | 4.75   |
| Husk Tomato or Ground Cherry. This is very fine for preserves; immensely productive .....            | .10    | .35    | 1.25   | 4.75   |



Large Early Red Top Globe Turnip.


**EARLY WHITE EGG.** A quick-growing egg-shaped variety, perfectly smooth, pure white, growing half out of the ground, with small top and rough leaves. Its pure white skin and quick growth make it particularly suitable for market purposes. The flesh is very sweet, firm, and mild, never having the rank strong taste of some varieties. Pkt., 5c; oz., 15c;  $\frac{1}{4}$  lb., 35c; lb., \$1.00.

**LARGE EARLY RED TOP GLOBE.** An old favorite, large sized, of rapid growth, unusually attractive and admired by all who have seen it. Pkt., 5c; oz., 10c;  $\frac{1}{4}$  lb., 30c; lb., 80c.

**POMERANIAN WHITE GLOBE.** This is a free-growing, rough-leaved sort, useful for both table and stock. It is not quite so rapid in growth as the flat varieties, may be expected to come in as a succession in autumn and is admired for table use in early winter. Pkt., 5c; oz., 15c;  $\frac{1}{4}$  lb., 30c; lb., 90c.

**LONG WHITE or COW HORN.** Without question a good flavored and delicate sort. A distinct feature is its rapid growth. This variety is a pure white, except a dash of green at the crown, and in shape is long like a carrot and generally crooked, hence its name. Pkt., 5c; oz., 15c;  $\frac{1}{4}$  lb., 40c; lb., \$1.00.

**EARLY WHITE FLAT DUTCH.** (Strap-leaved.) This is a popular early turnip for table use. For autumn and the early winter use this and the Purple Top are highly popular. Pkt., 5c; oz., 15c;  $\frac{1}{4}$  lb., 30c; lb., 80c.



Cow Horn Turnip.

## Turnips

Everyone should sow more Turnips and eat more Turnips. Turnips do best in highly enriched light sandy or gravelly soil; commence sowing the earliest varieties in April in drills from 12 to 15 inches apart, and thin out early to six or nine inches in rows. For a succession sow at intervals of a fortnight until the last week in July, from which time until the end of August sowing may be made for the fall and main crop. One ounce will sow 150 feet of drill; one and one-half pounds to the acre.

There is usually plenty of room in the garden during the fall months. Utilize this space by sowing Turnips. They are very easily stored and a nice supply of Turnips in the cellar or in a pit will help out mightily on the winter food bill.

Turnips also make excellent stock feed for fall and winter use. They are much liked by all stock and the feeding of turnips or rutabagas keeps them in good condition. We earnestly recommend farmers to sow turnips and rutabagas for this purpose. We know it is profitable.

The earliest varieties are the two Milan Turnips. These reach a size of two to three inches in sixty days and it is at this size that they are the best.

Turnips are often attacked by small black flea beetles which riddle the leaves. A liberal application of Slug Shot will drive them away.

## White Fleshed Varieties

**EXTRA EARLY PURPLE TOP MILAN.** The earliest in cultivation. The bulb is very flat, of medium size, quite smooth, with a bright purple top; leaves few, short, and light of color, growing very compact and making an exceedingly small and neat top. The pure white flesh is of the choicest quality, hard, solid, and fine grained. It is an excellent keeper. Pkt., 5c; oz., 15c;  $\frac{1}{4}$  lb., 45c; lb., \$1.40.

**EXTRA EARLY WHITE MILAN.** Very similar to the preceding except the skin is pure white, thus making it especially desirable for forcing. Pkt., 5c; oz., 15c;  $\frac{1}{4}$  lb., 45c; lb., \$1.40.

**EARLY SNOWBALL.** Is medium sized, pure white, and early, of excellent quality. In our market it is much admired. Pkt., 5c; oz., 15c;  $\frac{1}{4}$  lb., 35c; lb., \$1.00.

**PURPLE TOP STRAP-LEAVED.** The standard for this part of the country. Superior for early or late planting. Round, flat, good sized, small top with but few leaves; flesh very fine; flavor good. Pkt., 5c; oz., 10c;  $\frac{1}{4}$  lb., 30c; lb., 80c.



Early White Flat Dutch Turnip.

**TURNIPS—Continued**

**Yellow Fleshed**

**AMBER GLOBE** or **STRAP-LEAVED**. One of the best varieties for table use or for a field crop for stock. Flesh yellow, fine-grained, and sweet, color of skin yellow with green top. Hardy, keeps well, a good cropper, grows to a large size. Pkt., 5c; oz., 15c; ¼ lb., 40c; lb., \$1.00.

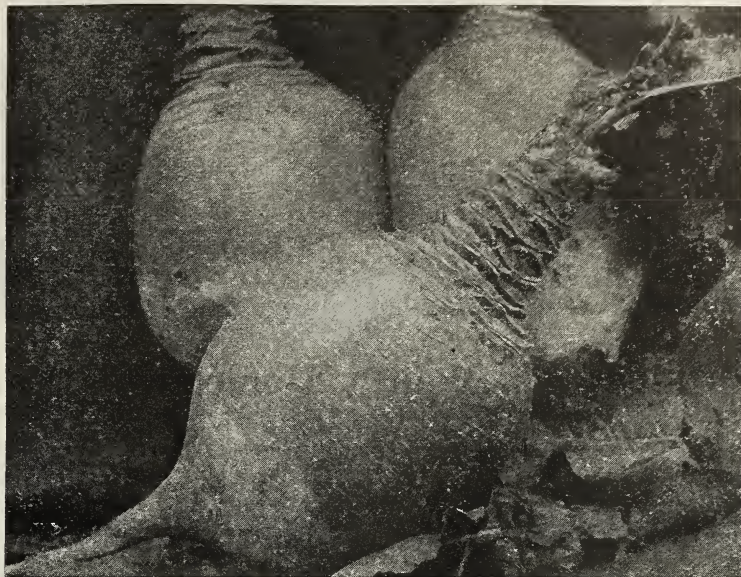
**SEVEN TOP**. The salad turnip. This is a very distinct variety cultivated largely in the South where the tops are used as greens. When sown in the earliest spring it produces greens very quickly. In the South it is also sown in the fall as it is very hardy and will grow all winter. Pkt., 5c; oz., 15c; ¼ lb., 30c; lb., 90c.

**Rutabagas or**

**Swedish Turnips**

**PURPLE TOP YELLOW RUTABAGA**. The best variety of Swedish turnip in cultivation. Hardy and productive, flesh yellow, of solid texture, sweet, and well flavored; shape slightly oblong; terminates abruptly with no side or bottom roots; color deep purple above and bright yellow under the ground; leaves small, light green, with little or no neck; the most perfect in form, the richest in flavor and the best in every respect. Pkt., 5c; oz., 15c; ¼ lb., 35c; lb., 90c.

**SWEET GERMAN**. Flesh white, hard, and firm, partaking much of the nature of the rutabaga. Must be sown much earlier than the flat turnip. In the autumn and the early winter it is apt to be too hard, but mellows like an apple by keeping. Pkt., 5c; oz., 15c; ¼ lb., 35c; lb., 90c.



Rutabagas.

**Aromatic Medicinal and Pot Herbs**

NO GARDEN IS COMPLETE WITHOUT A FEW HERBS.

**ANISE**. An annual, cultivated for its seeds and its leaves, which have a fragrant, agreeable scent, and a pleasant taste. Pkt., 10c; oz., 15c.

**BALM**. A hardy perennial of aromatic taste and fragrant smell. Pkt., 10c; oz., 25c.

**BORAGE** (Gurkenkraut). Annual. In Germany the leaves are cut and used for a cucumber salad. Beautiful blue flowers. Pkt., 10c; oz., 25c.

**CARAWAY** (Kuemmel): The seed are useful for flavoring. Pkt., 10c; oz., 15c.

**CATNIP** or **CATMINT**. A great favorite among medicinal herbs. Pkt., 10c; oz., 30c.

**CHERVIL**. Annual, used for soups and salads. Pkt., 10c; oz., 15c.

**CORIANDER**. Annual. Its tender leaves are sometimes used for soups and salads. Pkt., 10c; oz., 15c.

**DANDELION** (Loewenzahn). Perennial; cultivated for spring greens; an excellent tonic. Pkt., 10c; oz., 40c.

**DILL**. Annual; it is cultivated for its seeds, which are used medicinally and for flavoring pickles. Pkt., 10c; oz., 20c.

**HOREHOUND**. Perennial; of strong, and aromatic smell; used as a tonic. Pkt., 10c; oz., 30c.

**HYSSOP**. A perennial with aromatic flowers and pungent flavor. Pkt., 10c; oz., 30c.

**LAVENDER**. Perennial; cultivated for its fragrant flowers and aromatic leaves. Pkt., 10c; oz., 40c.

**ROSEMARY**. Perennial; the tops only are used as a medicine. Pkt., 10c; oz., 40c.

**RUE**. Perennial; a very powerful tonic. It must not be allowed to run to seed. Pkt., 10c; oz., 40c.

**SAGE**. Perennial; tea made from these leaves is an excellent means of producing sweat. Pkt., 10c; oz., 50c.

**SAVORY**. Annual; leaves are used for culinary purposes. Pkt., 10c; oz., 30c.

**SORREL**. Broad leaves. Perennial; used in soups, and salads, and sometimes cooked like spinach. Pkt., 10c; oz., 20c.

**SWEET BASIL**. Annual; the leaves are used for highly seasoned dishes as well as in soups, stews, and sauces. Pkt., 10c; oz., 25c.

**SWEET FENNEL**. Perennial; tea made from the seed is an excellent remedy in case of colic and stomach complaints. Pkt., 10c; oz., 15c.

**SWEET MARJORAM**. Biennial; the leaves are used in soups, the seeds in the manufacture of sausage. An Aromatic of sweet flavor. Pkt., 10c; oz., 40c.

**SWEET THYME**. Perennial; thyme tea is an excellent remedy for nervous headaches. Pkt., 10c; oz., 50c.

**WORMWOOD**. Perennial; used for medicinal purposes. Beneficial to poultry and should be planted in every poultry yard. Pkt., 10c; oz., 40c.



Sweet Marjoram.



## Brighten Up Your Home with Barteldes Flowers

Plant flowers for your table, flowers for your home, and flowers for your friends. You can never have too many flowers. An abundance of pretty bouquets can be had with no little work and so little expense that every home should have the cheering influence of flowers. The culture of many is so very simple that anyone can succeed. Flowers are divided into three classes: **Annuals** which produce flowers, mature, and die in one season. **Biennials**, which grow from seed one year and bloom and die the second year. Many of these will produce flowers the first year if sown early enough. **Perennials**, which live for several years producing flowers annually after the first season. These are grown from seed and also by setting out cuttings, slips, or divisions of roots. Perennials are very satisfactory as they live for many years and produce large quantities of very beautiful flowers. **Culture Directions** are given on the back of each packet. A general rule is to cover the seed to a depth of about four times the diameter of the seed. **Barteldes Flower Seeds** are assembled from all parts of the world and you will find in the following pages a very complete assortment of the very best varieties.

### Abronia Umbellata

A beautiful trailing plant which is excellent for baskets and vases, as well as for garden planting. The flowers resemble the Verbena in shape but are somewhat smaller, are sweet scented, and grow in clusters. The color is rose-lilac with white eyes. The husk should be removed from the seed before sowing. Height, 6 inches. Half hardy annual. Pkt., 10c.



Agrostemma—Rose Champion.

### Acroclinium (Everlasting)

A very pretty annual of the everlasting type. If the pretty white and rosy pink flowers are cut when in the bud state and dried in some cool place they will keep throughout the winter. Fine for planting in a mixed border. Height, 15 inches. Half hardy annual. Mixed, pkt., 10c; White, pkt., 10c.

### Adlumia or Allegheny Vine

Sometimes called Mountain Fringe, Wood Fringe, and Allegheny Vine. A beautiful and graceful climber which climbs on any object and thrives best in a sheltered place. The flowers are pink and white and are produced profusely during the three summer months. It is a biennial but makes little growth the first season. Height 15 feet. Pink and white. Pkt., 10c.

### Antirrhinum (Snapdragon)

Without question one of the most desirable flowers for general garden culture. They come in a great variety of colors and are equally good for bouquets as for mass planting. They are biennials, but can be handled as annuals also. When sown in early May they bloom in July and then until frost. If covered slightly they will come through the winter nicely and bloom abundantly the second year. For very early flowers start in the house and transplant outdoors when weather is favorable.

**CORAL.** Of bright red color with white throat. Pkt., 10c.

**QUEEN OF THE NORTH.** White. Pkt., 10c.

**DWARF MIXED.** Pkt., 10c.

**TALL MIXED.** Pkt., 10c.

### Abutilon - Flowering Maple

A half hardy shrub which makes a fine conservatory plant for winter and an effective border plant for summer. Very free flowering. Height 2 to 6 feet. Perennial. Mixed, pkt., 15c.



Antirrhinum—Snapdragon.



Sweet Alyssum.

### Agrostemma Coronaria (Rose Campion)

One of the most attractive of the hardy perennials. Blooms the first season from seed producing pretty pink-like blossoms on long slender stems. Fine for both mass planting and for bouquets. Height about 18 inches. Perennial. Mixed. Pkt., 10c.

### Alyssum

Very popular for beds, borders and winter flowering. Of easiest culture and very free blooming. Seed may be sown very early in the spring and up to June 15th, also in the fall for early spring blooming. The white varieties are annual and the Saxatile is perennial.

**Little Gem (Carpet of Snow).** Very dwarf with pretty white flowers. When in bloom it resembles a white mat. Blooms all summer and fall. Pkt., 10c; oz., 35c.

**Saxatile (Basket of Gold).** A hardy perennial variety bearing an abundance of yellow flowers in April and May. About nine inches high. Pkt., 10c; 1/4 oz., 30c.

**Sweet Alyssum.** The standard variety for borders, window boxes, masses, etc. Of trailing habit bearing many fragrant white flowers. Pkt., 5c; oz., 25c.

### Adonis Aestivalis

One of the few flowers that thrive and bloom under trees and other shady places. Plants have fine, graceful foliage with brilliant scarlet flowers. Remain in bloom a long time. Height one foot, hardy annual. Pkt., 5c.

### Ageratum Mexicanum

A hardy annual which produces an abundance of light blue and lavender flowers throughout the summer. Flowers are very desirable for bouquets. Plants will also do well in the house if potted in the fall before frosts. Height, 12 inches. Pkt., 10c.

### Alonsoa Myrtifolia

An attractive bedding plant which produces remarkably brilliant scarlet flowers from July until frost. Will also bloom in the house if taken in before frost. A half hardy annual. Height 18 inches. Pkt., 10c.

### Amaranthus

Hardy annuals which are grown for their brilliantly colored foliage. They grow from two to five feet high and are especially adapted for centers and backgrounds of flower beds. They thrive best in hot, sunny locations and in soil that is not too rich.

**Caudatus (Love Lies Bleeding).** Long, drooping, blood-red panicles. Pkt., 10c.

**Tricolor (Joseph's Coat).** Leaves are bright red, yellow and green. Very attractive. Pkt., 10c.

**Cruentus (Prince's Feather).** Bear dark red feathery flowers. Hardy annual. Pkt., 10c.

### Ammobium Alatum

A small, white Immortelle, everlasting, very useful for cutting when fresh and drying admirably for a winter bouquet; produces a succession of bloom from July until Frost. Height 18 to 24 inches. Hardy annual. Pkt., 5c.

### Ampelopsis

One of the best climbing plants for permanent situations, as it is perfectly hardy, clinging to the sides of whatever it may be grown against by the rootlets it throws out all along the stems. In the autumn the dark green foliage assumes beautiful tints of orange, crimson, etc. Height 5 to 10 feet. Hardy perennial.

**Ampelopsis Quinquefolia (American Woodbine).** Pkt., 10c.

**Ampelopsis Veitchii (Japan or Boston Ivy).** Pkt., 10c.

### Armeria Maritima (Sea Pink)

These handsome plants are well adapted for ornamenting rock work and edging walks. Hardy perennials. Height 6 inches. Pkt., 5c.

### Asparagus

A very popular house plant, much used for hanging baskets. Perennial.

**Sprengeri,** pkt. (15 seeds), 10c.

**Plumosus Nanus,** pkt. (12 seeds), 15c.

### Asperula Azurea Setosa

A flower that because of its shape, size, and delicate color—a light blue or lavender—is excellent for bouquets. In bloom from July until after severe frosts. Hardy annual. Height 9 inches. Pkt., 10c.



Armeria—Sea Pink.



## Barteldes Asters

The Aster has received a great deal of attention at the hands of the seed growers and the improvement in this wonderfully popular flower has been marked. No garden is complete without a nice bed of Asters. They do best in a rich, loamy soil in an open, sunny situation. It is best however in the Middle West where the summers are very hot and dry to give them a little shade. They should be watered and cultivated frequently so there will be no check in their growth and by all means give each plant plenty of room. They should never be set closer than a foot apart and a little more room is beneficial. Start the seeds either in the house or early in the garden and transplant when two or three inches high. We offer some of the very best seed to be had and we are sure you will be pleased with the results.

### Victoria Asters

One of the best varieties for beds and borders as the plants grow very evenly about 18 inches high and produce very beautiful flowers in great abundance. Finest mixed, pkt., 10c.

### Pink Daybreak Asters

A beautiful mid-summer blooming variety that was developed by American growers a few years ago. Forms a bushy, upright plant bearing very double almost ball shaped flowers on long, stiff stems. The color is a delicate pink. Pkt., 10c.

### Queen of the Market Asters

One of the very earliest varieties and for this reason very popular. The flowers are of good size, double and borne on long stems. We have this variety in white, pink, red, blue or mixed. Pkt., 10c.

### Truffaut's Peony Flowered Asters

One of the old standard varieties and still very popular. Petals are incurved giving the flower a true ball shape. The plants grow to be about two feet high and bloom in mid-summer. We have this in azure, blue, indigo, lavender, white, and mixed. Pkt., 10c.



Crego Aster.

### Comet or Branching Aster

One of the very best medium tall Asters. Flowers are very large and the petals are long, twisted and wavy making a very graceful Chrysanthemum-like flower. Mixed colors. Pkt., 10c.

### Quilled Aster


Of the Japanese Needle type and entirely distinct from other varieties. Plants grow about 20 inches high and bear an abundance of flowers on long stems. A very free bloomer. Pkt., 10c.

### Giant Crego Aster

We consider this the finest and largest of all Asters. Developed in America and is truly a beauty. The flowers are of magnificent size, the petals curved and twisted giving the flower the appearance of a Chrysanthemum. The flowers are on long stems and keep for a long time after cutting. Be sure you include the Crego in your order. White, pink, lavender or mixed. Pkt., 10c.

### Good Mixed Asters

A splendid mixture of all kinds and all colors. Pkt., 5c; ¼ oz., 40c.



Victoria Aster.



Sweet William.

**SUNFLOWERS**  
(See Helianthus.)

**SWAN RIVER DAISY**  
(See Brachycome.)

**Sweet Sultan (Centaurea Moschata)**

A handsome annual bearing beautiful fragrant flowers on long, slender stems. In bloom from July until October. Splendid for bouquets and should be in every garden. Height 2 feet. Pkt., 10c.

**Sweet William (Dianthus Barbatus)**

A beautiful perennial producing an abundance of flowers in a great variety of rich colors. A bed of Sweet William is very attractive and the flowers are in bloom in mid-summer when flowers are rather scarce. Height 18 inches. Single Mixed. Pkt., 10c.  
Double Mixed. Pkt., 10c.

**TASSEL FLOWER**  
(See Cocalia.)

**Thunbergia Alatum**  
(Climbing Black Eyed Susan)

A climber that is especially adapted for planting in hanging baskets and vases, and also for low trellises or fences. Bears pretty buff, white and orange flowers with dark eyes. Prefers sunny locations. Height 4 ft. Pkt., 10c.

**TROPAEOLUM CANARIENSE**  
(See Canary Bird Flower.)

**Ten Weeks Stocks**

(Cut and Come Again—Cheiranthus matthiola)

A well known annual of easy culture and suited to both garden and pot culture. The plants are compact with fine dull leaves and bear the flowers on long, stiff stems. Half-hardy annual. Height one to two feet. Pkt., 10c.

**Verbena**

The Verbena is one of the most popular of bedding plants. Easily grown from seed, and can be used in beds, borders, mounds, vases, and window boxes, with good results. The flowers are of bright colors and produced profusely from June until frost.

Verbenas in Separate Colors. Either white, pink, purple, blue, scarlet. Pkt., 10c.  
Mixed Verbena. Pkt., 10c.

**Violet (Viola Odorata)**

No garden is complete without a nice bed of violets. They bloom ahead of other flowers, and their fragrance is delightful. They will thrive in shady places and therefore can be planted where other plants will not do well. A violet bed around the foot of a big shade tree is very attractive. Provide good rich soil and after you once get a bed established you can get any number of plants by dividing the roots. Hardy perennial. Pkt., 10c.

**Wild Flower Garden**

A garden of flowers in rows or beds is very attractive but also takes some work to keep it in shape. If you have not time for such work and want to grow some nice flowers just spade up a good patch of soil in some sunny location and sow some of our Wild Flower Garden Seeds.

This Wild Flower Garden is a mixture of a great many varieties which will bloom throughout the season and provide many beautiful bouquets. The children would be especially interested in such a garden as they can pick a great many different kinds of flowers.

Prepare the soil well and sow the seed very thinly so as to give the plants a chance to develop properly. Pkt., 10c; ¼ oz., 15c; ½ oz., 25c.



Verbena.



Canterbury Bell—*Campanula Media*.

### Carnation (*Dianthus*)

Carnations can be grown successfully in the garden and their culture is not difficult. Every lover of flowers should have some Carnations in the garden. Splendid for pot culture for winter.

**MARGUERITE CARNATION.** The most popular variety for the amateur. Flowers in a few weeks from the time of sowing and produces beautifully fringed and wonderfully fragrant flowers. With a slight covering they will survive an ordinary winter and bloom again in the spring. Pkt., 10c.

**GRENADIN CARNATION.** Red and white. Pkt., 10c.

**MIXED CARNATION.** Fine strain of early bloomers. Pkt., 10c.

### Castor Bean (*Ricinus*)

Tall growing, beautiful foliage plants which make an excellent background for a large flower garden or an excellent screen for the chicken yard. Grow very quickly to a height of six to ten feet. Tender Annual.

**SANGUINEUS.** Large red. Pkt., 10c; oz., 15c.

**ZANZIBARIENSIS.** A giant variety introduced from New Zanzibar. Pkt., 10c; oz., 20c.



Marguerite Carnations—*Dianthus*.

### Calliopsis

A beautiful, free-flowering annual of easiest culture. The flowers are of various shades of yellow, orange, red and brown and if kept picked will bloom all summer. Do best in a sunny location and should be sown where they are to bloom. Thin them out to six to twelve inches apart. Height, 2 feet. Pkt., 10c.

### Canna

Cannas are usually grown from bulbs but are very easily grown from seed. Some fine varieties are developed by planting the seed. Pkt., 10c.

(For Canna bulbs see under Bulb Section.)

### Campanula Media (Bell Flower)

The old-fashioned and beautiful Bell Flower. Easily grown from seed and do best in light rich soils. Pkt., 10c.

### Canary Bird Flower (*Tropaeolum Canariense*)

This will surely please the children. The yellow flowers have a fanciful resemblance to Canary birds with wings half expanded. The plants are rapid climbers with graceful foliage of a light green shade. Grows to a height of about eight feet. Pkt., 10c.

### Candytuft

A popular annual of easy culture. The plants are about a foot high and very bushy. The flowers are of various colors and equally adapted for borders, masses or cut flowers. Hardy Annuals.

**White Rocket,** pkt., 10c.

**Tom Thumb or Dwarf mixed,** pkt., 10c.

**Many colors mixed,** pkt., 10c.



Double Chrysanthemums.

### Chrysanthemums

**EARLY ANNUAL  
CHRYSANTHEMUM.**

A beautiful double variety of easy culture.

The seeds may be sown

in the house and then transplanted outdoors or may be sown just where they are to bloom. In the latter case the plants should be thinned to be eight to twelve inches apart. A little shade in the afternoon is beneficial and if the plants are pinched back until July 15th they will be more branching. Pkt., 10c.

**CHRYSANTHEMUM MAXIMUM (Ox-eyed Daisy).** A free blooming, hardy perennial bearing pure white flowers in great profusion. These are excellent for cutting as they retain their freshness a long time. Pkt., 10c.

### Centaurea

**Centaurea Candidissima (Dusty Miller).** Fine foliage plants for bedding, baskets, pots and borders. The leaves are silvery white making a fine border for a bed of Salvia. Pkt., 10c.

**Centaurea Imperialis (Royal Sweet Sultan).** One of the finest of the Sweet Sultans. The beautiful, sweet-scented flowers are borne on long stems and will keep a long while.

**Pure White.** Pkt., 10c.

**Mixed colors.** Pkt., 10c.





Cosmos.

### Cockscomb (Celosia)

Very satisfactory annuals that produce crested heads of flowers that resemble somewhat a cock's comb. Start the seed indoors and set out in May or start outdoors in May. The plants should be at least a foot apart.

**GIANT EMPRESS COCKSCOMB.** Flowers are of truly enormous size, sometimes as large as ten inches in diameter. Sure to attract attention wherever grown.

If the large heads are cut when partially opened and hung up in a cool, dry shady place they will retain their color and be fine for winter decoration. Be sure you have some of the beautiful flowers in your next garden. Pkt., 10c.

**FEATHERED COCKSCOMB.** Flowers look like graceful, feathery plumes of brilliant colors. Pkt., 10c.

**DWARF MIXED COCKSCOMB.** Pkt., 10c.

**TALL MIXED COCKSCOMB.** Pkt., 5c.

### Cobea Scandens (Cup and Saucer Vine)

One of the handsomest and most rapid growing annuals, attaining a height of 30 feet during the season. In sowing, place the seeds edgewise and merely cover with light soil. Can be sown indoors in March or April or outdoors in May. Tender annual. Pkt., 10c.

### Coleus

Without question the most popular and most admired of foliage plants. It is a tender perennial having variegated and beautifully marked foliage. Unexcelled for borders, ribbon beds, etc. A rapid grower and of easy culture. Pkt., 25c.

Hyacinth, Tulip, Narcissus, and Crocus bulbs are planted in the fall. Get our Fall Bulb Catalog in September.

### Cosmos

One of the best and showiest annuals for late summer blooming. The plants grow to a height of from four to six feet and therefore make an excellent background for the garden. The flowers are borne on long stiff stems and with the feathery foliage make beautiful bouquets. Will last about a week in water.

**EARLY FLOWERING.** Mixed. Pkt., 10c.

**GIANT FLOWERING IN WHITE, PINK, CRIMSON, YELLOW, AND MIXED.** Pkt., 10c.

See also under novelties.

### Clematis

Well known and very popular perennial climbers. Usually grown from roots but can also be started from seed. They will climb on any support and are excellent for porches. Pkt., 10c.

For Clematis plants see under Nursery Stock.

### Clarkia Pulchella

Perfectly hardy summer annuals that would be more popular if better known. The pretty flowers are of many colors and in Europe they are as common as the Candytuft. In regions of hot dry summers it is a good plan to sow the seed in September. Do well in sun or shade. Height, 2 feet. Pkt., 10c.



Giant Empress Cockscomb.

### Cleome

(Spider Plant or Rocky Mountain Bee Plant)


One of the best honey plants. The plant is tall and branching and has very attractive flowers in shades from pink to crimson. Pkt., 10c; oz., 15c.

**CLIMBING BLACK EYED SUSAN**

(See Thunbergii.)

### Climbing Annuals Mixed

A splendid mixture of pretty flowering climbing annuals. Just the thing for covering old stumps, fences, arbors, etc. Pkt., 5c; oz., 25c.



Cobea Scandens.



*Coreopsis Lanceolata Grandiflora.*

### Cyclamen

A charming house plant with beautiful foliage and richly colored, fragrant flowers. A tender perennial, one foot high. Pkt., 25c.

### Cypress Vine (*Ipomoea Quamoclit*)

The dainty, graceful and feathery foliage makes this one of the most beautiful of climbers. It is especially desirable for a light screen in front of the porch. It bears an abundance of small scarlet and white flowers which contrast beautifully with the green leaves. Tender annual growing to a height of 12 feet. Pkt., 10c.



Cypress Vine.

### Rocky Mountain Columbine (*Aquilegia Coerulea*)

The state flower of Colorado. One of the most beautiful of flowers. The colors range from light to dark blue depending on the altitude. We gather our seed in Colorado where it grows to perfection. Hardy perennial. Pkt., 10c. We can supply the roots at 25c each, three for 60c. Yellow Columbine. Pkt., 10c. Mixed Columbine. Pkt., 10c.

### Convolvulus or Morning Glory (See also under novelties.)

**Tall Morning Glory (*Convolvulus major*).** The well known, rapid growing annual. It soon covers a fence or trellis with abundant foliage and bright flowers. Grows to a height of 10 feet. Pkt., 5c; oz., 15c; ¼ lb., 35c.

**Dwarf Morning Glory (*Convolvulus minor*).** A beautiful little plant of trailing habit growing to a height of about ten inches. The flowers are of rich shades of blue rivaling the pansy for beauty. Blooms from July until frost. Half hardy annual. Pkt., 10c.

**Imperial Japanese.** An improved variety developed in Japan. Flowers are of large size and beautiful colors. Soak the seed in water before sowing. Pkt., 10c; oz., 25c.

### Coreopsis Lanceolata

A handsome, rapid growing hardy perennial that should be in every garden. The flowers are produced in great abundance, are single, yellow and fine for bouquets. Can be grown as an annual as it flowers from seed the first year. Don't fail to have some Coreopsis in your garden next year. Pkt., 10c.



Dahlia.

### Dahlia's

These well known flowers are commonly grown from the tubers but may also be grown from seed. They are of easy culture and will grow in most any kind of soil. Plant the seeds in shallow boxes indoors in the early spring and transplant outdoors when all danger of frost is past. They will bloom nicely the first year.

Dahlia. Single mixed. Pkt., 10c.  
Dahlia. Double mixed. Pkt., 10c.

### Hornveld's Giant Hybrid Dahlia

This new dahlia is among the very best of flowers for cut flowers for summer use. It produces magnificent long-stemmed, single and semi-double flowers of immense size and in great variety of color. Bloom freely from seed the first year. Pkt., 10c.

(See under Bulb and Plant Section of catalog.)



Shasta Daisies.

**Shasta Daisies**

One of the best creations of the plant wizard Luther Burbank. This was produced by constant selection from the large white daisy. The flowers are very large and splendid for bouquets. The plants are perennial and when once established will multiply very rapidly. Pkt., 15c.

For Shasta Daisy plants see under plant section of catalog.

**OX-EYED DAISY**

(See *Chrysanthemum Maximum*.)

**DELPHINUM**

(See Larkspur.)

**DIANTHUS BARBATUS**

(See Sweet William.)

**DIGITALIS**

(See Foxglove.)

**DOLICHOS LABLAB**

(See Hyacinth Bean.)

**Double Daisy (*Bellis Perennis*)**

Charming little plants for edging and borders. The flowers are quilled and flat-petaled and come in white, red, pink and variegated. Not all will be double and the single ones should be pulled out. Height, 6 inches. Tender perennial. Longfellow. Pink. Pkt., 10c. Snowball. White. Pkt., 10c. Mixed. Pkt., 10c.

**Foxglove (*Digitalis*)**

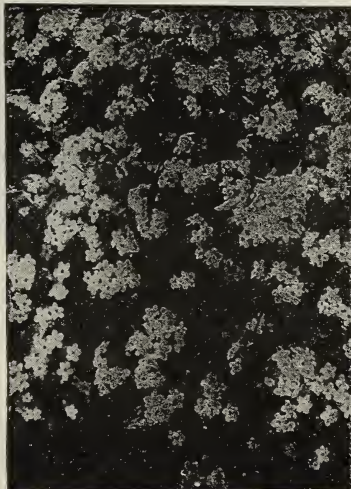
Another old garden favorite. A stately, ornamental plant especially adapted for perennial borders and for planting among shrubbery.

Flowers are of all colors, are bell or thimble-shaped, and borne in tall spikes. New plants may be obtained by dividing the roots. Will do well in half-shady places. Height, 3 to 5 feet. Hardy perennial. Pkt., 10c.

**Forget-me-not (*Myosotis Alpestris*)**

Few spring flowers are more universally admired than the pretty little Forget-Me-Not. Are used principally for bedding and mass planting. Seed may be sown any time from early spring until midsummer. It is perennial but should be given a slight protection during the winter. Pkt., 10c.

*Say It With Flowers*



Forget-me-nots—*Myosotis*.

**Everlasting Flowers**

A fine mixture of many of the straw-flowered varieties. These are excellent for winter bouquets as they will retain the color all winter. Pkt., 10c.

**Feverfew**

(*Matricaria capensis*)

One of the favorites of our grandmothers. A free-blooming, half hardy, perennial plant of about 18 inches high. Bears many clusters of double, pure white flowers about three-quarters inch in diameter. Pretty in the garden and also desirable for cut flowers. Seed sown in early spring in the open will bloom by fall. Will do nicely in a cool room in the house. Pkt., 10c.

**FLAX, SCARLET**

(See *Linum*.)



Foxglove—*Digitalis*.



Eschscholtzia—California Poppy.

### Eschscholtzia (California Poppy)

The state flower of California and one of the most attractive annuals for beds, edging, or masses. The finely cut foliage with the mass of bright colored flowers makes a most beautiful sight. They are in bloom from June until frost and are of easiest culture. Height, one foot. Pkt., 10c.

### Four O'clock

(Marvel of Peru or *Mirabilis Jalapa*)

This handsome plant derives its name from the fact that the flowers open about four in the afternoon and then remain open until about nine the next morning.

The blossoms are marbled and spotted in the most diversified manner and different colored flowers are even found on one plant. The main colors are yellow, red and white with stripes and variegations of all three. Blooms from the middle of July until frost. Height, 2 to 3 feet. Hardy annual. Pkt., 5c; oz., 15c.

*"Say It With Flowers"*



Gaillardia—Blanket Flower.

### Fuchsia

These well known flowers are grown from seed and also from cuttings. Many improved and beautiful flowers are procured by growing from seed. Pkt., 25c.

### Gaillardia (Blanket Flower)

Splendid showy annuals, remarkable for the profusion, size and brilliancy of their flowers. They are in bloom from early summer until frost. Unexcelled for beds, borders, or for cuttings; should be sown where they are to bloom. Height, 1½ feet. Pkt., 10c.

### Geranium

We know of no plant that is better known or more universally admired than the Geranium. Commonly propagated by cuttings but may also be grown from seed which is very interesting. Pkt., 15c.

### Gilia

Charming, graceful annuals bearing pretty, bright colored flowers which are fine for bouquets. Will remain in bloom after the first frosts. Hardy annual. Pkt., 10c.

### Godetia

An attractive hardy annual of neat, dwarf habit. They produce a profusion of rich carmine flowers from August until frost. Are deserving of more universal planting. Height, 1 foot. Pkt., 10c.

### Gloxinia

Perennial greenhouse plants bearing rich and beautifully colored flowers. Pkt., 25c.

### Globe Amaranth (*Gomphrena globosa*)

A first rate bedding plant. The flowers resemble clover heads and can be dried and used in winter bouquets. The flowers are purple, orange and variegated. Tender annual, height 10 inches. Pkt., 10c.

### GLYCINE SINENSIS


(See *Wistaria*)

### Gypsophila (Baby's Breath)

Graceful plants of light fairy-like growth. Always useful for combining with other flowers in bouquets. Flowers very freely and succeeds in any garden soil. In bloom from July until frost. Height one to two feet.

*Paniculata*, pure white, Pkt., 10c.

*Elegans*, delicate pink, Pkt., 10c.



Gypsophila—Baby's Breath.



Ornamental Gourds.

### Helianthus or Sunflower

These new ornamental sunflowers are excellent for garden planting, for screening unsightly places and also for bouquets. Hardy annuals.

**Helianthus globosus** (Double). Flowers are large, double and of rich saffron color. Pkt., 10c; oz., 15c.

**Stella**. Pure, golden yellow with black disks. Pkt., 10c; oz., 15c.

**Orion**. Twisted petals like a cactus dahlia. Pkt., 10c; oz., 15c.

**Mammoth Russian**. Monstrous flowers. Pkt., 5c; oz., 15c.

**Red Sunflower**. See under novelties.

### Helichrysum Monstrosum

One of the best of the everlasting flowers for winter bouquets. They are of good shape, good size and a great variety of color. In bloom from July until frost and retain their shape and color perfectly when dried. Height, 18 inches. Hardy annual. Pkt., 10c.

### Heliotrope

Fine for bedding, vases, baskets, and exquisite for pot culture in winter. Its delightful perfume makes it a splendid bouquet flower. Seed sown indoors in the spring makes fine plants for summer blooming. Can also be sown outdoors in May. Pkt., 10c.

### Hyacinth Bean (Dolichos Lablab)

Splendid climbers with abundant clustered spikes of purple and white flowers, which are followed by exceedingly ornamental seed pods. A very rapid grower. The usual growth is from 10 to 20 feet but it often grows as much as 30 feet. Tender annual. Pkt., 10c.

### Ice Plant

(Mesembryanthemum Crystallinum)

A fine plant for sunny borders and also for dry sunny situations on banks, rockwork, old walls, etc. The foliage is very beautiful being covered with ice-like globules. Useful for garnishing. Tender annual growing about 6 inches high. Pkt., 10c.

Hyacinth, Tulip, Narcissus, and Crocus bulbs are planted in the fall. Get our Fall Bulb Catalog in September.



Helianthus—Sunflower.

### Gourds

Both useful and ornamental.

**Rapid growing**, interesting annual climbing plants with ornamental foliage and curiously shaped fruit. Excellent for a screen around the back porch as they are remarkably free from insects. Height 10 to 20 feet.

**Dipper and Siphon**. A round gourd with a long neck making an excellent dipper. Pkt., 10c; oz., 15c.

**Japanese Nest Egg**. White, egg-shaped, does not crack and not injured by heat or cold. Pkt., 10c; oz., 15c.

**Sugar Trough**. Has very durable thick shell which makes fine dishes and other utensils. Pkt., 10c; oz., 15c.

**Dish Cloth or Luffa**. Has a very curious, long green fruit inside of which is a fibrous mass. When shelled and the seeds removed this makes a good dish cloth or bath sponge. Pkt., 10c; oz., 15c.

**Hercules Club**. The fruit is a long, club shaped gourd. Very interesting. Pkt., 10c; oz., 15c.

**Calabash Pipe**. See under novelties.

**Mixed Gourds**. All kinds mixed. Pkt., 10c; oz., 15c.

### Hollyhocks (Althea Rosea)

Unsurpassed among the perennials for mass or clump planting, for planting among shrubs or as a background. Grow five feet high and show off best when given plenty of room. Can be grown from seed or roots. Hardy perennial.

**Double**. In separate colors of white, pink or maroon. Pkt., 10c.

**Double. Mixed**. Pkt., 10c.

**Allegheny Hollyhock**. These have fringed petals and are in many different colors. Will bloom outdoors the first year if started in the house in March and transplanted in May. Pkt., 10c.

**Annual Hollyhock**. Will bloom in August or beginning September if sown in April. Flowers are single, semi-double, and double. Pkt., 10c.

### Hibiscus or Mallow

Shrub-like plants growing from four to six feet high and bearing bright colored flowers varying from three to five inches in diameter. Perfectly hardy and therefore excellent for mass planting with shrubbery. A fine background for any garden. Pkt., 10c.

**HIBISCUS AFRICANUS**. A showy and hardy annual two feet high. Flowers are cream color with a rich, brown center. Pkt., 10c.



Hibiscus.

**IPOMOEA QUAMOCLIT**  
See Cypress Vine.

**IPOMOEA MEXICANA**  
See Moonflower.

**INSECT POWDER PLANT**  
See Pyrethrum.

**Japanese Hop**  
(*HUMULUS JAPONICUS*)

A rapid growing, perfectly hardy, annual climber of the hop family. It is of the easiest culture and excellent for covering unsightly objects, for verandas, trellises, etc. It sows itself after the first year. The leaves are variegated and very attractive. Pkt., 10c.

**Job's Tears**  
(*COIX LACHRYMAE*)

A curious ornamental grass from East India. The leaves are wonderfully lustrous, resembling corn leaves in shape, and the seeds are often used for beads. They attract attention wherever grown. Height, 3 feet. Hardy annual. Pkt., 5c.



Delphinium—Larkspur.

**KUDZU VINE**  
(See under novelties.)

**Lantana**

A very popular half-hardy perennial greenhouse and bedding plant. The flowers are shaped like Verbenas and show a great variety of color. Hardy perennial. Height, 2 to 3 feet. Pkt., 10c.

**LOVE IN A MIST**  
(See Nigella.)

**Larkspur, Annual**  
(*DELPHINIUM AJACIS*)

A splendid annual for general garden culture. Seed sown early in April will produce flowering plants early in July and then a continuous succession of bloom until frost. The flowers are produced on spikes and are of a great variety of color. Make charming bouquets and stand up well. Height, 2 to 3 feet.

Double Tall. Mixed. Pkt., 10c.  
Double Dwarf. Mixed. Pkt., 10c.

**Larkspur, Perennial**  
(*DELPHINIUM HYBRIDUM*)

A popular, hardy perennial. Seed sown early in the spring will bloom in August. Plants should be set about 6 to 8 inches apart the first season and then thinned out the second year. Splendid for planting in groups in hardy borders and also in front of shrubbery. Pkt., 10c.

**Linum Grandiflourum**  
**Rubrum (Scarlet Flax)**

A showy and effective bedding plant. The flowers are deep crimson with black centers and saucer-shaped. The foliage of the plant is delicate and slender. Hardy annual. Height, 1½ feet. Pkt., 10c.

**Lobelia**

Excellent border plants for geraniums and other bedding plants. In bloom during summer and August. The plants are of compact growth and bear a profusion of delicate flowers. Fine for vases, baskets and porch boxes. Height, 6 inches.

Crystal Palace Blue. Half-hardy annual. Pkt., 10c.

**Marigold**

The African and French Marigolds are among the most popular of free-flowering annuals of easy culture. The flowers are double, about one to one and a half inches in diameter and of brilliant yellow, maroon and brown colors. They do best in light soil and with plenty of sunshine. Make splendid bouquets.

Dwarf Double French. Pkt., 10c.  
Tall Double African. Pkt., 10c.

**Maurandia**

A rival of the Smilax for Window-garden planting. It is of delicate beauty, hardy and easily grown from seed. Will grow to a height of ten feet on a trellis. Pkt., 10c.

**MESEMBRYANTHEMUM**  
(See Ice Plant.)

**MEXICAN BURNING BUSH**  
(See Burning Bush.)

**MORNING GLORY**  
(See Convolvulus.)



Japanese Hop.

**Mignonette**  
(*RESEDA ODORATA*)

An unassuming flower with a very delicate odor making a splendid addition to any bouquet. If seed is sown in April and again in July flowers may be had all summer and fall. Can also be grown in pots for winter flowering.

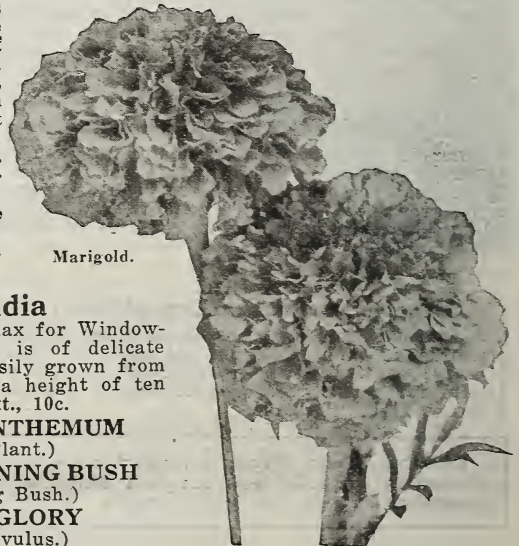
Mignonette Grandiflora. Large flowering, very fragrant. Pkt., 10c; oz., 20c.

Mignonette, Golden Queen. Golden yellow color. Pkt., 10c; oz., 40c.

Mignonette, Giant White. Of tall, pyramidal growth. Pkt., 10c; oz., 40c.

Mignonette, Giant Matchett. Giant flowers used by florists. Pkt., 10c; oz., 40c.

Plan for a bouquet on your dinner table every day of the summer. You can do it easily.



Marigold.

## Barteldes Fine Nasturtiums

Nasturtiums require so little care and bloom so freely that there is no reason why every housewife should not pick a nice fresh bouquet every morning. Don't buy just a packet of Nasturtium. Buy the seed by the ounce or quarter pound and plant a good long row. You can never have too many flowers. If you can't pick them all, get your neighbors to help you. Plant some of the separate colors and the newer varieties. You will be delighted with them.

### TALL NASTURTIUMS

Usually used for arbor or trellis planting but do equally well for mass planting without supports. On a trellis they will grow to a height of 6 to 10 feet.

- Coccineum. Bright orange scarlet.
- Heinemani. Silky bronze chocolate.
- Pearl. Creamy white.
- Regelianum. Brownish violet.
- Schillingi. Bright yellow with maroon blotches.
- Atropurpureum. Dark crimson.
- Hemisphaericum. Straw color, rosy blotched, fine.
- King Theodore. Crimson, dark-leaved.

All the above. Pkt., 10c; oz., 20c; ¼ lb., 50c.

Mixed. All colors. Pkt., 5c; oz., 15c; ¼ lb., 45c.

**TALL FRENCH CHAMELEON.** Noted for its wonderful richness of color. It has a unique feature in that flowers of different colors and different markings are borne on the same plant. Pkt., 10c. ½ oz., 15c; oz., 25c.

**MADAM GUNTER'S HYBRIDS.** A grand strain of tall growth, containing many colors not found in other mixtures. Pkt., 10c; oz., 15c; 2 oz., 25c.

**NEW IVY LEAVED.** A brilliant variety differing from others both in foliage and flower. The leaves are deep green veined with silvery white and resemble the hardy English Ivy in form and veining. The flowers are rather small but of deep, scarlet color and of distinct shape. The best variety for hanging baskets, vases, porch boxes and indoor culture. Pkt., 10c; oz., 15c; 2 oz., 25c.

**LOBB'S VARIETIES.** Noted for their brilliant flowers, height of vine and rapidity of growth. Pkt., 10c; oz., 15c; 2 oz., 25c.

### DWARF NASTURTIUMS

The dwarf varieties are excellent for borders, along paths, and for pot culture. They grow to be about a foot high and are in constant bloom.

- Brilliant. A handsome scarlet.
- King Theodore. Maroon.
- Lady Bird. Orange, yellow, red spots.
- Pearl. Creamy white.
- Ruby King. A blue tinted red.
- Empress of India. Dark red flowers with dark leaves.
- Purpureum. Crimson.
- Spotted Varieties.

All the above. Pkt., 10c; oz., 20c; ¼ lb., 50c.



Nasturtiums.

Dwarf Mixed. Pkt., 5c; oz., 15c; 2 oz., 25c; ¼ lb., 45c.

**DWARF FRENCH CHAMELEON.** Same as the tall Chameleon except in size of plant. Pkt., 5c; oz., 15c; 2 oz., 25c.

**SPECIAL NASTURTIUM OFFER.** Six packets of any nasturtiums, your choice for 45c or 5 one ounce packets for 85c.

### Mourning Bride (*Scabiosa atropurpurea*)

The great variation of color, the long stems together with the long keeping qualities of the flower make this one of the best annuals for bouquets. The plants are of dwarf compact habit and bloom abundantly from August until after frost. Height, 18 inches. Hardy annuals. Pkt., 5c.

### Moonflower (*Ipomoea Mexicana*)

One of the most rapid of summer climbers. One plant will cover with a dense mass of leaves a trellis 30 feet high and six feet wide. Beautiful, wax-like flowers open at night and on cloudy days. The seed has a very hard shell and should be filed before planting. Tender annual. Pkt., 10c.

### Mimulus

Half-hardy perennials which are fine for greenhouse, moist shady situations, vases and baskets. Bloom the first year if sown early. Flowers beautifully marked and spotted.

Moschatus. Musk plant. Pkt., 10c.

Tigrinus. Monkey flower. Pkt., 10c.

### Nemophila


Beautiful annuals which thrive best in rather cool, partially shaded locations. The flowers are of bright colors in endless variety and are borne freely all summer. Height, about one foot. Pkt., 10c.

**MOSS ROSE**

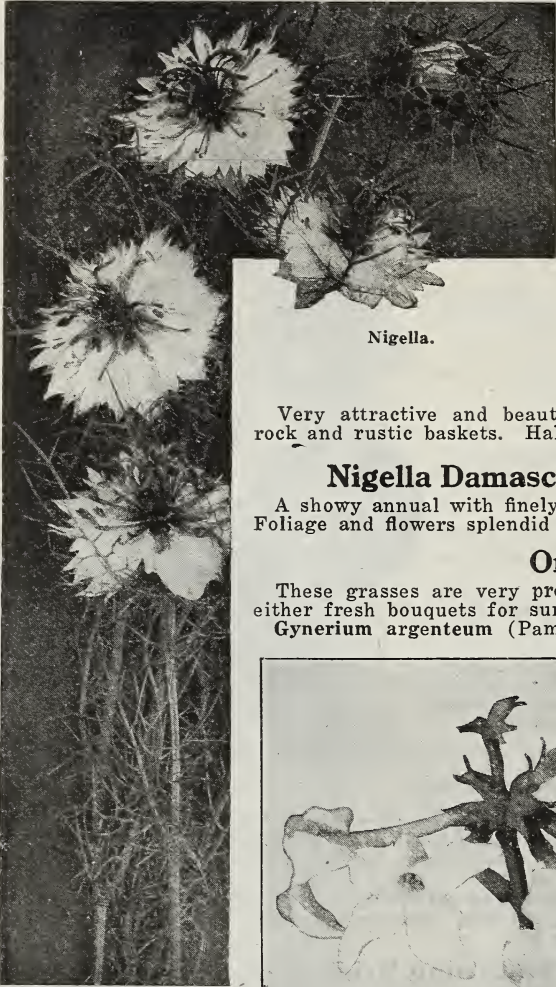
(See *Portulaca*.)

**MYOSOTIS**

(See *Forget-Me-Not*.)



Moonflower—*Ipomea*.



## Petunia

The Petunia rivals the Nasturtium in general popularity. Few flowers equal the Petunia for general mass, porch or window box planting. The only requirements are good soil and a sunny location. Can be sown indoors and transplanted or for mass planting can be sown outdoors early in May. In bloom from July to October.

**Giants of California.** Produce immense blossoms. Pkt., 20c.

**Double Mixed.** Saved from the choicest, double flowers. Pkt., 30c.

**Striped and Blotched Mixed.** Pkt., 10c.

**Single Mixed.** Pkt., 5c; ¼ oz., 40c.

He who blesses most is blest  
 And God and man shall know his worth  
 Who strives to leave as his behest  
 An added beauty to the earth.



*Nicotiana Affinis.*

## Nicotiana Affinis

A free flowering annual of the tobacco family. The plants are about three feet high and bear fragrant, star-shaped white flowers. Pkt., 10c.

## Nicotiana Sanderae

Greatly admired for its brilliant carmine-red flowers which are borne in great profusion from early May until Autumn. The fragrance is more delicate than that of the affinis. Sow the seeds early in the spring and transplant to open ground 2 feet apart when weather is suitable. Pkt., 15c.

## Passion Flower (*Passiflora coerulea*)

A very interesting climbing plant bearing singularly beautiful flowers. A native of tropical South America where it climbs from tree to tree. Pkt., 10c.

## Oxalis

Very attractive and beautiful plants, with richly colored flowers, suitable for rock and rustic baskets. Half-hardy perennial. Height, 6 inches. Pkt., 10c.

## Nigella Damascena (Love-in-a-mist or Devil-in-the-Bush)

A showy annual with finely cut foliage and attractive flowers of light blue color. Foliage and flowers splendid for bouquets. Pkt., 10c.

## Ornamental Grasses

These grasses are very pretty in the garden and are also quite an addition to either fresh bouquets for summer or dried bouquets for winter.

**Gynerium argenteum** (Pampas Grass). Forms tall, elegant plumes of striking appearance. Pkt., 10c.

**Lagurus ovatus** (Hare's Tail). Very pretty in bouquets. Pkt., 10c.

**Stipa pennata** (Feather Grass). Very graceful. Pkt., 10c.  
**Ornamental Grasses Mixed.** Pkt., 10c.

### A CHILDREN'S GARDEN

Do you know of anything prettier or nicer than a little girl taking care of her own flower garden? Encourage this by setting aside a small piece of ground and providing a few seeds.

We offer a few varieties which are so easy to grow that they practically take care of themselves:

|                                      |     |
|--------------------------------------|-----|
| 1 Pkt., Dwarf Mixed Nasturtium ..... | 5c  |
| 1 Pkt., Colossal Zinnia .....        | 15c |
| 1 Pkt., Petunia .....                | 5c  |
| 1 Pkt., California Poppy .....       | 10c |

30c  
**Special price of Children's Collection, 30c, postpaid.**



*Petunia.*





## Barteldes High Grade Pansies

Always a favorite with the children and too well known to need any description. The Pansy is a hardy biennial and will bloom the second year but as the flowers are not as large the second year it is best to resow each season. Seed may be sown either in the fall or very early in the spring. Use good soil and transplant just as soon as the plants are large enough to handle. Plant them out in the open where they get wind and sunshine but give them plenty of water and thorough cultivation.

### Sweet Scented Pansy

This is the result of a hybridization of the Pansy and the Sweet Violet. It retained the color and shape of the Pansy and also the sweet fragrance of the Violet. The flowers are of good size and beautifully colored. Pkt., 15c.

### Cassier's Giant Odier

Extra large flowers of the popular three and five spotted Odier type. Pkt., 15c.

### Bugnots Fine Mixed

Large five blotched type. The plants are vigorous, bearing large flowers of fine form and substance well above the plants. Pkt., 15c.

### Trimardeau Pansies

The Trimardeau is a superior race of robust, deep-rooting plants bearing fine large flowers of the great variety of colors. We have discarded all other separate colored pansies for the Trimardeau strains as we know they are the most satisfactory.

White. With dark centers.

Black. King of the Blacks.

Yellow. A beautiful clear color.


Blue. Azure blue.

Purple. Deep, royal purple.

Bronze. A fine golden bronze.

Trimardeau Mixed. Many colors.

Each of the above Trimardeau Pansies at 10c per packet or the entire collection of seven for 50c.



Barteldes Giant Market Pansy.

## Barteldes Giant Market Pansies

This strain is the result of many years of careful breeding and selection. The flowers are truly of immense size and of the richest coloring. Under favorable conditions they grow to a diameter of three inches and over. The plants are compact, healthy, round bushes which bear an abundance of these giant blossoms. If you want the very finest and largest pansies use this seed. We know you will be delighted. Pkt., 15c.

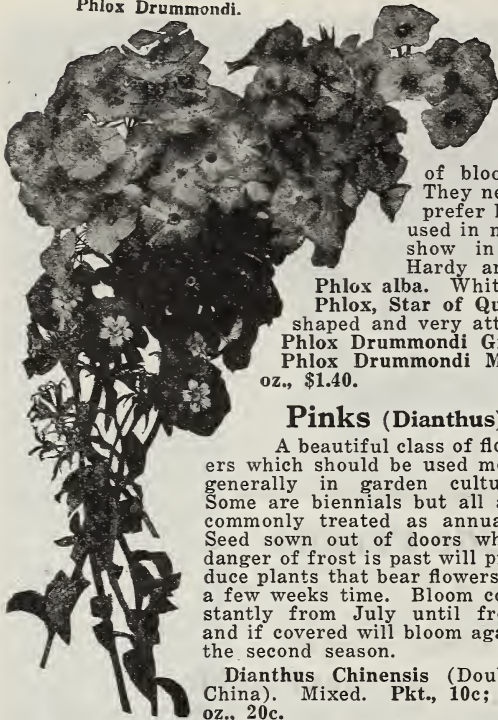
### Good Mixed

A very good strain of all colors. Excellent for bedding purposes. Pkt., 5c; 1/4 oz., 50c; 1/2 oz., 90c; oz., \$1.50.

### Pansy Plants

Some people have neither the time nor inclination to raise Pansies from seed. We can furnish fine large flowered Pansy plants in the spring at 60 cents per dozen, postpaid.

**Phlox Drummondii.**



**Phlox Drummondii**

Often called the Texan Pride. It ranks with the Petunia, Nasturtium and Zinnia, for general garden culture. The seed may be sown any time after danger of frost and in a few weeks the plants are a mass of bloom, remaining so until frost. They need a good sunny location and prefer light, rich loam. They may be used in many ways but make the finest show in masses, beds and borders. Hardy annual, height 18 inches.

**Phlox alba.** White. Pkt., 10c.

**Phlox, Star of Quedlinburg.** Flowers are star-shaped and very attractive. Pkt., 10c.

**Phlox Drummondii Grandiflora.** Pkt., 10c.

**Phlox Drummondii Mixed.** Pkt., 5c;  $\frac{1}{4}$  oz., 40c; oz., \$1.40.

**Pinks (Dianthus)**

A beautiful class of flowers which should be used more generally in garden culture. Some are biennials but all are commonly treated as annuals. Seed sown out of doors when danger of frost is past will produce plants that bear flowers in a few weeks time. Bloom constantly from July until frost and if covered will bloom again the second season.

**Dianthus Chinensis (Double China).** Mixed. Pkt., 10c;  $\frac{1}{4}$  oz., 20c.

**Dianthus Laciniatus (Double Imperial).** Mixed. Pkt., 10c;  $\frac{1}{4}$  oz., 20c.

**Dianthus Heddewigii.** Single. Pkt., 10c;  $\frac{1}{4}$  oz., 20c.

**Dianthus Heddewigii.** Double. Pkt., 10c;  $\frac{1}{4}$  oz., 25c.

**Dianthus Albus Flore Pleno (Double White).** Pkt., 10c.

**Dianthus Plumarius (Perpetual).** June Pinks, Clover or Grass Pinks. Hardy and fine for old-fashioned gardens. Pkt., 10c.

**Portulaca**

(Moss Rose or Sun Plant)

Few flowers can make such a dazzling display as a bed of these brilliant-colored portulacas. Plant in the open ground after soil has become warm. Do best in light soil and a dry, sunny situation. Withhold water after the plants appear. Fine for massing in beds, edging, rockwork and frequently used to cover sunny banks. It is a good plan to mix the seed with three or four times as much sand or dry earth to get a better distribution in sowing.

**Single Mixed.** Pkt., 10c.  
**Double Mixed.** Pkt., 15c.



**Portulaca.**

*Plant Flower Seeds*

*and*

*Say it With Flowers*

**Poppies**

An old-fashioned flower that has come back into popular favor. They bear so profusely and are of such brilliant colors that they are especially valuable for mass planting. The flowers should be picked just before they open and in the morning when the dew is on them. The annuals should be planted early in the spring and not transplanted but thinned to at least 4 inches apart. It is well to make a succession of sowing as they bloom for only a short time. It is best to sow the Oriental Poppy in the fall but the Iceland, also a perennial will bloom the first year if sown in the spring.

**Single and Double Poppies Mixed**

A fine collection of all the best annual varieties. Plant these in a mass or row and you will get a beautiful effect. Pkt., 10c; oz., 20c.

**Shirley Poppy**

Splendid strain of annual poppies of the greatest variety of color. The flowers range from pure white to maroon with all intermediate shadings and all combinations imaginable. Of easy culture and free bloomers. Pkt., 10c.

**Iceland Poppy**

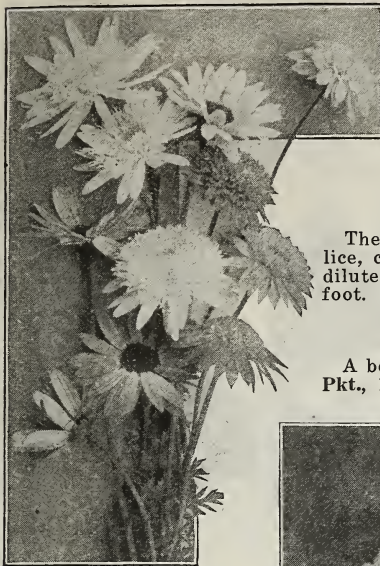
These are hardy perennials which will flower the first year from seed. The foliage is fern-like the plants of neat, compact growth and send up slender stalks about twelve inches high bearing brilliantly colored flowers. Are fine for bouquets and for this purpose should be picked when in the bud. If the flowers are picked daily the plants will bear all season. They will continue to bear from year to year. Pkt., 10c.

**Oriental Poppy**

For brilliancy of color there is nothing that quite equals the Oriental Poppy. The flowers are of enormous size, often six inches in diameter and the colors range from soft pink to dazzling scarlet and deep maroon. Especially adapted to mass planting and in hardy borders with shrubs or other perennials. The seed should be sown in the early spring in the open ground. The plants disappear during July and August appearing again as soon as weather gets cool. The plants will increase in size from year to year. Pkt., 10c.



**Shirley Poppy—Papaver.**



Pyrethrum.

### Schizanthus

A beautiful annual that should be in every garden. The flowers are so dainty that this is often called the Butterfly Flower. They come into bloom very quickly and are splendid for borders, gardens, and also for cut flowers. Don't let another season go by without trying this beautiful flower. Height 18 inches. Pkt., 10c.

### Sensitive Plant (Mimosa Pudica)

One of the few plants sensitive to the touch. When the leaves are touched they immediately droop or fold together. The plants are about 1½ feet high and bear pinkish-white flowers. A very interesting plant. Annual. Pkt., 10c.

### SILENE ARMERIA

(See Catchfly.)

### Smilax (Myrsiphyllum Asparagoides)

Used by all florists in wreaths, with cut-flowers, and for table decorations. A beautiful climbing plant with graceful foliage. Can be grown in-doors and when trained on a wire or trellis makes a very ornamental plant. Tender annual. Pkt., 10c.

### Stokesia Cyanea (Corn Flower Aster)

We recommend this as one of the best among the hardy perennials. The plants grow to a height of about 20 inches and flower freely from early July until frost. The flowers resemble the Corn-Flower in shape but are much larger and of a beautiful lavender-blue color. Stokesia should be in every hardy garden or hardy border. The flowers are beautiful in bouquets. Pkt., 10c.

### FROM HONDURAS.

Personally I should like always whenever you are issuing new catalogs to send me one, as I am perfectly satisfied with your seeds and aim to order from your firm all the while.

J. F. DUNN.

### Primrose (Primula)

One of the most desirable of house plants. They will bloom all winter and then can be transplanted out-doors where they will bloom all summer. They are perennial but for best results the new seed should be sown each year. The young plants should be protected from frost, damp, and cutting winds but should not be forced. Height, 9 inches.

Primula obconica. Pkt., 15c.  
Primula sinensis. Pkt., 15c.

### Pyrethrum Roseum (Insect Powder Plant)

The dried and powdered flowers of this plant are often used to repel plant lice, cabbage worms and other insects. It is not poisonous and should be diluted with ten times its bulk of flour before being applied. Height, one foot. Pkt., 10c.

### Pyrethrum Aureum

A beautiful bedding plant with golden leaves. Also called Golden Feather. Pkt., 10c.



Salpiglossis.

**RAGGED SAILOR**  
(See Bachelor's Button.)

**RESEDA ODORATA**  
(See Mignonette.)

**RICINUS**  
(See Castor Beans.)

**Salpiglossis**  
Follow our suggestion and plant a packet of Salpiglossis or the "Orchid of the Hardy Annuals" as it is sometimes called. The flower resembles the petunia in shape, comes in the greatest variety of colors, and each flower is veined with a glint of gold. Fine for bouquets. Hardy annual, height 2 feet. Pkt., 10c.

### Salvia Splendens

The brightest and most popular of all bedding plants. The bright red flowers make a veritable blaze of color in the fall. Sow the seed in the house early or out-doors about May first. Height about 2 to 2½ feet. Pkt., 10c.



Stokesia Cyanea.

## Barteldes Sweet Peas

New Early Flowering Spencers. (See inside back cover.)

Every garden should have a row of Sweet Peas. A nice row of them will provide you with a beautiful bouquet day after day. Plant them early, give them good rich soil, pick the blossoms every day and you will be richly rewarded for your trouble.

**Culture.** Sweet Peas do best in good, rich soil that is inclined to be a little clayey. Fall is the best time to prepare the soil, especially if manure is used. Pea vines like moist soil and often the heat originated by the manure combined with the heat from the sun is too much for the vines. They turn yellow and die. Use a good commercial fertilizer or else apply the manure in the fall. Dig a trench a foot deep and about 16 inches wide and mix in this about six inches of top soil with good manure or commercial fertilizer. Plant the seeds in this trench in two rows, dropping the seeds about two inches apart. Cover about two inches deep and then gradually fill the trench as the plants grow. The trench should be made so that water will drain off. The seed should be planted just as early in the spring as possible as late sowing produces rank growth but few flowers. Provide a trellis, wire or brush for the vines to climb on and pick the flowers every day. An application of bone dust and nitrate of soda will hasten the blooming time.

**SWEET PEAS UP TO DATE.** Full of useful information. Price, 15c.

If you want your Sweet Peas to do wonderfully well use Barteldes' Inoculator. Garden size, 50c.

### Spencer Sweet Peas

If you are going to have Sweet Peas why not plant the Spencer varieties and have the best? The seeds cost a little more but they require no more land nor labor and the flowers are much larger and much more beautiful. If you will try the Spencers you will be so well pleased with them that you will plant them every year hereafter.

#### WHITE

**Constance Hinton Spencer.** The best black-seeded, white-flowered Spencer; the flowers are large and of true Spencer form. Pkt., 10c; ½ oz., 30c; oz., 50c.

**Etta Dyke.** Immense, frilled flowers. Pkt., 10c; ½ oz., 20c; oz., 35c.

**White Spencer.** The flowers are extremely large and beautiful. The bold standard is crinkled and fluted and its wavy leaves are so folded that the keel is almost hidden. The flowers are borne three and four to the stem. Pkt., 10c; ½ oz., 20c; oz., 35c.

#### PINK

**True Countess Spencer.** One of the oldest of the Spencers and still very popular. It is of soft pink color with slightly darkened edges. Pkt., 10c; ½ oz., 20c; oz., 35c.

**Duplex Spencer.** Large wavy, creamy pink with double or duplex standards. Very fine. Pkt., 10c; ½ oz., 30c; oz., 50c.

**Decorator.** Charming shade of old rose. Large flowers which are beautifully frilled. Pkt., 10c; ½ oz., 25c; oz., 40c.

**Hercules.** A giant rosy pink with slightly darker edges. Usually four flowers to the stem. Pkt., 10c; ½ oz., 30c; oz., 50c.


**Illuminator.** Rich cerise salmon. One of the prettiest. Pkt., 10c; ½ oz., 30c; oz., 50c.

#### PINK AND WHITE

**Blanche Ferry Spencer.** Light pink standard with white wings. Very attractive. Pkt., 10c; ½ oz., 30c; oz., 50c.

#### BLUSH PINK

**Apple Blossom Spencer.** Very large, standard bright rose, wings primrose with a flush of rose tint. Pkt., 10c; ½ oz., 30c; oz., 50c.



Spencer Sweet Peas.

#### STRAW AND PINK

**Mrs. Routzahn Spencer.** The flowers are of immense size with wavy edges and usually born four to the stem. The color is a beautiful blending of soft straw color, tinted with blush pink, and shading to apricot and rose at the edges. Pkt., 10c; ½ oz., 20c; oz., 35c.

#### RED

**Fiery Cross.** The most sensational and remarkable introduction of recent years. The color is fire-red or orange scarlet. The flowers are beautifully waved and fluted, and usually three to four to the stem. Pkt., 15c; ½ oz., 85c.

**King Edward Spencer.** One of the most popular of the Spencers. The flowers are of enormous size and waved and crinkled to a pronounced degree. The color is a beautiful, rich red. Pkt., 10c; ½ oz., 20c; oz., 35c.

#### MAROON

**Othello Spencer.** Flowers a very deep maroon; large and wavy with drooping wings. A strong grower and a free bloomer. Pkt., 10c; ½ oz., 20c; oz., 30c.

**Nubian Spencer.** Fine chocolate-maroon. The largest and darkest of the maroons. Pkt., 10c; ½ oz., 30c; oz., 50c.



## SWEET PEAS—Continued.

## LAVENDER

**Florence Nightingale.** A charming soft, rich lavender, enlivened by a faint sheen of pink. Pkt., 10c; ½ oz., 30c; oz., 50c.

**Asta Ohn.** A soft, pinkish lavender. Very large and wavy. Pkt., 10c; ½ oz., 30c; oz., 50c.

## BLUE

**Captain of the Blues Spencer.** The flowers are of immense size and always well waved and crinkled. The standard is purplish-maroon and the wings bluish-purple showing veins of rosy purple. Pkt., 10c; ½ oz., 30c; oz., 50c.

**SPENCER MIXED.** A splendid mixture of Spencer varieties. If you have only a little space for Sweet Peas and do not wish the flowers all of one color, plant the Spencer mixed. We know you will be pleased. Pkt., 10c; oz., 20c; ¼ lb., 65c; lb., \$2.25.

## Standard or Grandiflora Varieties

**Navy Blue.** A rich violet purple with the effects of a dark navy blue. Pkt., 5c; oz., 15c; ¼ lb., 50c.

**Dorothy Eckford.** A fine white flower, and a good bloomer. Pkt., 5c; oz., 15c; ¼ lb., 50c.

**Blanche Ferry.** Pretty pink and white flowers. One of the earliest. Pkt., 5c; oz., 15c; ¼ lb., 50c.

**King Edward VII.** A large, bright scarlet flower. Very popular. Pkt., 5c; oz., 15c; ¼ lb., 50c.

**America.** The best of the striped varieties. The flowers are red striped on white and are very attractive. Pkt., 5c; oz., 15c; ¼ lb., 50c.

**Lady Grisel Hamilton.** A beautiful flower with lavender standard and azure blue wings. Pkt., 5c; oz., 15c; ¼ lb., 50c.

**Miss Wilmott.** A strong and vigorous grower with large orange pink flowers. Pkt., 5c; oz., 15c; ¼ lb., 50c.

**Modesty.** A soft, delicate pink. Very pretty. Pkt., 5c; oz., 15c; ¼ lb., 50c.

**Othello.** A deep, velvety maroon. A bouquet of Othello or of Othello and Dorothy Eckford is very attractive. Pkt., 5c; oz., 15c; ¼ lb., 50c.

**Hon. Mrs. E. Kenyon.** A fine clear, primrose yellow. Pkt., 5c; oz., 15c; ¼ lb., 50c.

## Sweet Peas in Mixtures

**Barteldes Best Mixed.** A fine mixture of all popular varieties. Will give you an abundance of fine flowers in many different shades and colors. Pkt., 5c; oz., 15c; ¼ lb., 50c; lb., \$1.50.

## Cupid Sweet Peas


Grows to be about ten inches high and therefore suitable for pot culture, hanging baskets, borders, etc. Blossoms are smaller than those of the standard varieties. Pkt., 10c; oz., 20c.

## Bush Sweet Peas

These grow in bush form but are taller than the Cupid and the flowers are about as large as the standard varieties. Pkt., 10c; oz., 20c.

## Everlasting Sweet Peas

A perennial climber, producing a succession of white, rose, and purple blossoms. The flowers are of good size and produced in clusters. Fine for arbors, trellises, fences. Hardy perennial. Pkt., 10c; oz., 40c.





Balsam Apple.

### Begonia (Tuberous Rooted)

One of the very best of pot plants. Will bloom from seed the first season. By withholding water at the end of the season the plants can be made to die off. The bulb is then saved and if planted in the spring will bloom more profusely than ever.

Single mixed, pkt., 20c.  
Double mixed, pkt., 25c.

### Boston Ivy

(See Ampelopsis.)

### Brachycome (Swan River Daisy)

A free flowering dwarf-growing annual which is covered during the greater part of the summer with an abundance of pretty blue and white flowers. Fine for edging, small beds or pot culture. Height, 9 inches. Pkt., 10c.

### Burning Bush or SummerCypress

(*Kochia trichophylla*)

One of the most satisfactory plants for annual hedges. Grows to a height of about three feet and when sown thinly so that each plant can develop it makes a beautiful symmetrical plant. Remains green all summer and turns deep red in fall. Pkt., 5c.

### Cacalia Coccinea (Tassel Flower)

A pretty annual of easy culture with tassel-shaped flowers. Blooms from June to September. Flowers are golden-yellow and scarlet. Fine for borders. Height, 1 foot. Pkt., 10c.

### Calceolaria

Beautiful plants for greenhouse and window culture. The flowers are of curious pocket-like shape. The colors are yellow, red, and white, uniquely spotted and blotched. Pkt., 25c.

### Calendula Officinalis (Pot Marigold)

This is the Marigold of Shakespeare's time. An annual of easy culture. Plants grow about 1 foot high and 1 foot in diameter and literally covered with large, double flowers. Blooms from July to frost. Pkt., 10c.

### Calla Aetheopica

An old favorite for drawing room or conservatory. Thrives in light, rich soil where plentifully watered. Grown from bulbs or seed. Bulbs are listed in our fall catalog. Pkt., 10c.

### Balsam Apple and Balsam Pear (*Momordica*)

A very unusual vine with ornamental foliage with curiously shaped golden yellow fruit which opens when ripe and shows the seed and the blood-red interior. Excellent for trellis, rockwork or stumps. A rapid growing annual. Either Apple or Pear, pkt., 10c.

### Balsam (Lady Slipper)

One of the oldest of garden flowers, but greatly improved during the past few years. The brilliantly colored flowers are produced in great profusion. They are of easy culture but should have good soil and plenty of room to develop. They are tender annuals and should be started in-doors in April or sown out-doors in May.

Double mixed, pkt., 10c.  
Double White, pkt., 10c.  
Double Camellia-flowered (fine), pkt., 10c.

### Bachelor's Button (*Centaurea Cyanus*)

Also called Cornflower, Ragged Sailor and Blue Bottle. Another old-fashioned flower that still remains in the first ranks of popular flowers. Of the easiest culture. Will grow and bloom freely in any garden soil. It reseeds itself so that it is practically perennial in habit. Excellent for bouquets, especially when put with Marigolds or Calliopsis.

Hardy Annual, height 3 feet, pkt., 10c.



Burning Bush.

### Bell Flower

(See Campanula)

### Bignonia Radicans (Trumpet Vine)

A hardy, rapid growing perennial that will climb on trellis or walls. Makes a very dense growth of foliage with reddish-orange trumpet shaped flowers. Will grow to very great heights in time. Pkt., 10c.



Bachelor's Button.



Zinnias.

**Vinca (Periwinkle or Old Maid)**

A free-blooming tender, perennial bedding plant. It has glossy, green leaves and pretty red and white flowers. They flower from seed the first season and if taken into the house before frost they will bloom all winter. A fine cut-flower as the buds open readily in water. Pkt., 10c.

**Wallflower**

A deliciously fragrant, half hardy perennial which deserves more general cultivation. Their adaptability to both pot culture and out-door planting, together with their fragrance makes them very popular where they are known. The coloring runs mainly to rich yellow, orange and purple, and is oriental in effect.

Double. Pkt., 15c.

Single. Pkt., 10c.

**Whitlavia Grandiflora**

An elegant annual with delicate foliage and a drooping cluster of rich dark blue and white bell shaped flowers. Fine for baskets, vases and porch boxes. Will do well in partly shaded situation. Height 1 foot. Pkt., 10c.

**Wistaria Vines (Glycine Sinensis)**

A quick growing climber with bright foliage bearing bunches of beautiful rose lilac flowers in great abundance during the spring. Comes to us from Japan where it is grown very extensively. It is a hardy perennial which will grow to a height of 20 feet and live for years. Pkt., 10c.



Wistaria.

**Xeranthemum**

(Everlasting or Immortelle)

One of the prettiest and most satisfactory of the everlasting type. The flowers are of bright rose, purple, and white colors and not only very showy in the garden but when dried make fine winter bouquets. Should be sown in the open ground early in May in an open sunny position. Will bloom from early summer until frost. Height 3 feet. Pkt., 10c.

**Barteldes Select Zinnias**

One of the oldest and still one of the most popular of annual flowering plants. We grow a great many varieties but for all around general utility nothing surpasses the Zinnia.

It will thrive and bear an abundance of flowers in most any kind of soil and in most any location. It stands the hot winds better than almost any other flower and for this reason is especially adapted to the Middle West.

The flowers are of the greatest range of color and will keep for a long time when cut and kept in water. A bouquet of Zinnias makes a beautiful table decoration.

The seeds can be sown just where they are to remain and then thinned out to about twelve inches apart. The plants will be literally covered with flowers from July until frost. They grow to a height of from 2 to 4 feet, depending on how much water they get.

An excellent plan is to plant a row of Zinnias along the south side of the house and then for a border to this a row of Dwarf Nasturtiums. If you will do this and water them frequently you will have all the flowers you can pick all summer and fall.

DOUBLE MIXED ZINNIAS. Pkt., 10c.

NEW ZEBRA ZINNIA. Striped like the zebra and very attractive. Pkt., 10c.

MINIATURE or DWARF ZINNIA. A dainty and ornamental Zinnia which is very useful for borders. They stand transplanting readily and are fine for bedding in small gardens where tall plants spoil the effect. They come in all the beautiful shades of coloring of the tall Zinnias and the flowers are just as perfect in form. Pkt., 10c.

*Our last suggestion about flower seeds is:*

*"Plant a lot of flowers"*

*You can never have too many.*

## Barteldes Dahlias

Dahlias should be in every garden. They are easily grown and bear flowers of wonderful size and beauty. Order a few of the new Dahlias. We will send a leaflet giving full cultural directions with each order.

### Novelty Dahlias

A few of the best of the new varieties. These have long stems and are excellent for cutting.

**La Grande Manitou.** Large flower of the decorative type. Rich velvety purple, mottled with pink. Blooms well above the foliage. 50c each.

**D. M. Moore.** A flower of mammoth size produced in profusion on long, stiff stems. The color is a deep, velvety maroon. 50c each.

**Attraction.** One of the most attractive dahlias on the list. It is of the cactus type, large size and of a clear, lilac rose or lavender color. \$1.00 each.

**Laura Barnes.** A fine flower of the Peony type. The immense orange red flowers create a most beautiful effect. The flowers are erect on a good stem. 50c each.

### Standard Dahlias

#### Show and Fancy Varieties.

**Manzanita.** A clear, rich lavender. 25c each; \$2.50 per dozen.

**Grand Duke Alexis.** White which is over-spread with a beautiful tinge of lavender when grown in the sun. The petals are quilled. 25c each; \$2.50 per dozen.

**Golden Treasure.** Large flowers of a burnt, orange color. 25c each; \$2.50 per dozen.

**Floral Park Jewel.** Rich purple red, tipped and striped with white. Very early. 20c each; \$2.00 per dozen.

**Sylvia.** Soft pink with lighter center. A free bloomer, long stiff stems, fine for cutting. 25c each; \$2.50 per dozen.

**A. D. Livoni.** A rich pink, fine formed. 20c each; \$2.00 per dozen.

#### SPECIAL OFFER

- 1 Peony Flowered Dahlia
- 1 Decorative Dahlia
- 1 Cactus Dahlia

Our Selection, 70c,  
Postpaid.



Decorative Dahlias.

### Peony Flowered

**Geisha.** The showiest and most attractive of this type. Petals long, curved, and twisted. A rich combination of scarlet and gold shaded to amber yellow. 50c each; 6 for \$2.75.

**Ouray.** Deep blood red. Flowers very large and rather loosely constructed. 35c each; 6 for \$1.90.

**Kia Ora.** A rosy pink shaded to white. 35c each; 6 for \$1.90.

**Queen Emma.** A charming shade of Hollyhock pink. 25c each; \$2.50 per dozen.

### Decorative Varieties

**Mrs. Winters.** The superb white dahlia. 25c each; \$2.50 per dozen.

**Princess Juliana.** A fine white with long stems. 25c each; \$2.50 per dozen.

**Chicota.** An ideal flower of clear, golden yellow. 50c each; 6 for \$2.75.

**Moonbeam.** An immense flower of light or canary yellow. A sturdy grower and the flowers keep fresh for a long time. 25c each; \$2.50 per dozen.

**Jack Rose.** A brilliant rich, crimson, red. 20c each; \$2.25 per dozen.

**Riese Von Stuttgart.** A gigantic flower of deep, purple red. 25c each; \$2.50 per dozen.

**Delice.** A beautiful, soft, glowing rose-pink. The flowers are borne on long stiff stems, keep well, and are fine for cut flowers. 25c each; \$2.50 per dozen.

**Eleanor Stisser.** A buff, shading to pink and old rose, making a very pleasing autumn shade. 25c each; \$2.50 per dozen.

### Cactus Varieties

**Floradora.** A deep, blood red and wonderfully productive. 25c each; \$2.50 per dozen.

**Perle de Lyon.** A large, pure white cactus with petals cleft at the tip. 35c each; 6 for \$1.90.

**Aurora.** Soft pink, tinted white, with gold shade. Very attractive. 25c each; \$2.50 per dozen.

**Kriemhilde.** Shell pink, shading to white in the center. Very popular for cut flowers. 25c each; \$2.50 per dozen.

**Golden Gate.** A large cactus flower of rich deep golden-yellow which lights up well under artificial light. 35c each; 6 for \$1.90.

**Mixed Dahlias.** 15c each; 6 for 75c; 12 for \$1.35.



Cactus Dahlias.





Peonies.

## Peonies

### BEAUTIFUL FLOWERS FOR DECORATION DAY

Peonies are absolutely hardy and when once established will take care of themselves, making larger plants and producing greater numbers of flowers each year. There has been a wonderful development in these flowers and the new varieties are far superior to those of ten years ago. The flowers are much larger and the variety of color is much greater. Plant them as early in the spring as possible, from five to six inches deep and from two to three feet apart. Be sure to put some well rotted manure or other fertilizer in the bottom of each hole. Press the ground carefully around the roots, being careful not to break the crowns. Should the spring be very dry, water them a few times to promote a healthy growth of foliage, which is necessary to insure perfect blooming.

**FESTIVA MAXIMA.** One of the grandest varieties in existence. The standard of perfection in Peonies. It is a strong grower, very early, free flowering and very fragrant. The magnificent flowers are of a delicate pure white color, with some of the center petals flaked with carmine. The most popular white Peony today. 40c each; \$4.50 per dozen, postpaid.

**FLORAL TREASURE.** This variety has few, if any, superiors as a cut flower. It is an excellent bloomer, bearing fine, large blossoms on strong, stiff stems. Color of flower a bright light pink. 40c each; \$4.50 per dozen, postpaid.

**AMERICAN BEAUTY.** A late bloomer. The plants are of robust growth and produce extra large, very full blossoms. Color, a deep blood-red. 40c each; \$4.50 per dozen, postpaid.

**FRAGRANT ROSE.** Of dark red color, very fragrant and a late bloomer. 40c each; \$4.50 per dozen, postpaid.

**QUEEN VICTORIA.** Very early, white, and extremely popular with florists. It produces white flowers with creamy centers, tipped with red. 40c each; \$4.50 per dozen, postpaid.

**GOLDEN HARVEST (Jeanne d'Arc).** Exceptionally free flowering and very showy. The attractive blossoms are of a clear yellow color with blush guards, while the center is white with carmine tips. One of the earliest and best. 40c each; \$4.50 per dozen, postpaid.

**WHITE.** Unnamed, but good bloomers. 30c each.

**PINK.** Unnamed, but good bloomers. 30c each; \$2.00 per dozen, postpaid.

**RED.** Unnamed, but good bloomers. 30c each; \$2.00 per dozen.

**SPECIAL OFFER**  
ONE WHITE, ONE PINK, AND ONE RED  
FOR 75c, POSTPAID.

## Hardy Plants

**ROCKY MOUNTAIN COLUMBINE.** The emblem flower of Colorado. Very beautiful. Roots, 30c each.

**COREOPSIS.** Large, golden, yellow flowers which are produced in great numbers all summer long. Unexcelled for bouquets. Roots, 20c each; 6 for \$1.00.

**GAILLARDIA or Blanket Flower.** Flowers are of brownish color bordered with yellow or white. Will grow in any garden soil and bloom for a long time. Fine for cut flowers. Roots, 20c each; 6 for \$1.00.

**HARDY GARDEN PINKS.** The old favorite of the hardy garden. The flowers are like carnations and have a sweet, clove scented perfume. Roots, 20c each; 6 for \$1.00.

**SWEET WILLIAM.** Well known plants which bloom very early in the spring. Will thrive in shady places. Roots, 20c each; 6 for \$1.00.

**HOLLYHOCKS.** Well known hardy perennials. About six feet high and therefore valuable for hedges and backgrounds. Roots, 20c each; 6 for \$1.00.



German Iris.

## Hardy Plants

**HARDY PHLOX.** One of the best of hardy plants. Grows very vigorously, increases from year to year and a very useful and beautiful plant. Roots, 25c each; 5 for \$1.00.

**GOLDEN GLOW or RUDBECKIA.** One of the brightest and showiest of perennials. Grows from 4 to 7 feet high and produces an abundance of beautiful, yellow colors. Resembles the cactus-dahlia in shape. Roots, 25c each; 5 for \$1.00.

**SHASTA DAISY.** These plants multiply rapidly and will produce a great number of flowers which are beautiful for bouquets and for mass planting. Roots, 20c each; 6 for \$1.00.

**DAY LILIES.** Herbaceous plants that develop their foliage early in the spring and throw up spikes of lily-like flowers early in the fall. Fine for mass planting and will thrive in partial shade.

Purple Day Lilies. Roots, 20c; 6 for \$1.00.

Yellow Day Lilies. Roots, 20c; 6 for \$1.00.

**FUNKIA.** One of the best plants for shady situations. The foliage is a glossy, dark green which is very attractive throughout the summer. Spikes of beautiful, white, lily-shaped flowers are thrown up during September. Roots, 35c each; 3 for \$1.00.

**JAPANESE IRIS (Iris Kaempferi).** Hardy plants of easy culture. Specially adapted for planting along streams, lakes and ponds as these plants thrive best in cool, moist soil. Starts to bloom in June and continues for five or six weeks. Roots, 35c each; 3 for \$1.00.

**GYPSOPHILA PANICULATA (Baby's Breath).** Small white flowers, fine for bouquets. Roots, 30c each; 3 for 75c.

**DELPHINIUM FORMOSUS (Perennial Larkspur).** A very graceful, tall plant, with long spikes of bright blue flowers. Roots, 30c each; 3 for 75c.

**DIGITALIS (Foxglove).** A very ornamental plant, growing about 3 feet high. Fine for hardy borders. Roots, 30c each; 3 for 75c.

## German Iris

"The Poor Man's Orchid."

The Iris is extremely hardy. It is one of the best drought-resisters we have and will also endure a great deal of cold. It will stand neglect and thrive where other plants die. This makes it exceptionally valuable for cemetery planting, as plants in cemeteries generally get but little attention and must be able to take care of themselves.

Iris make fine cut flowers and if the flowers are cut when in bud they will open out nicely and last a long time. They bloom just in time for use on Decoration Day.

They are splendid for beds, borders or in front of shrubbery, but are always the most effective when in masses of separate colors. Plant in a dry, sunny location, setting the roots quite shallow. Too much water and too much manure are not good for them. We list the very best varieties selected from over two hundred.

**May Queen.** Lavender-pink, nearest approach to pink.

**Pallida Dalmatica.** Large clear shade of lavender. Very fine.

**Silver King.** Large white.

**Celeste.** Fine, satiny blue.

**Sans Souci.** Yellow and brown.

**Black Prince.** Early, purple.

**Aurea.** Rich chrome-yellow.

Price any variety, 20c each; 6 for \$1.00.

### BARTELDES' HARDY PLANT COLLECTION

|                         |        |
|-------------------------|--------|
| 1 Peony .....           | \$0.30 |
| 2 Iris .....            | .40    |
| 2 Coreopsis .....       | .60    |
| 2 Hardy Phlox .....     | .50    |
| 1 Purple Day Lily ..... | .20    |
| 1 Yellow Day Lily ..... | .20    |
|                         | \$2.20 |

Special Price, \$1.95, postpaid.



Hardy Phlox.

# Barteldes Cannas

The Canna has long been one of the most popular of bedding plants. The old varieties had very small flowers and we planted simply for the effect of the beautiful foliage.

The new varieties are doubly attractive as they have not only the same beauty of foliage but also immense flowers of the most striking colors. If you have never grown any of these new orchid flowered Cannas you will be wonderfully surprised at their beauty.

Cannas can be used in a great many different ways: As a center of a flower bed, as a back-ground for a flower bed, in front of the house or fence, as a screen to hide poultry yards, alleys, etc.

The culture of Cannas is very simple. All you do is to plant the bulbs about four inches deep in good soil and then see that they get plenty of water throughout the summer. The bulbs should not be planted outdoors until the soil is thoroughly warm as they will rot in cold soil.


Be sure you order at least a few of these new Cannas. We know you will be delighted with them.

**King Humbert.** Height, 3½ feet, bronze foliage, flowers of large size, and glowing scarlet or orange red often streaked with gold. One of the finest and most popular of cannas. Bulbs, 15c each; \$1.50 per dozen.

**Pennsylvania.** Height, 5 to 6 feet, green foliage, flowers a deep, vivid crimson, the darkest and bluest of this class. Flowers are of immense size, 6 to 7 inches across and with crinkly edges and silky sheen. Bulbs, 15c each; \$1.50 per dozen.

**Louisiana.** Height, about 5 feet with green foliage. Flowers are of good size and dark crimson in color. Bulbs, 15c each; \$1.50 per dozen.

**Austria.** Height, 3 to 4 feet. The flower opens like a lily with stiff petals and is 4 to 5 inches across; of a fine bright lemon yellow with a few red spots in throat. Bulbs, 15c each; \$1.50 per dozen.



Bed of Cannas, Salvia and Centaurea.

**Wyoming.** Height, 6 feet. Foliage a deep purplish-bronze. Flowers of true orchid type of beautiful silky-orange color. Bulbs, 15c each; \$1.50 per dozen.

**Chas. Henderson.** Height, 4 feet. Green foliage with crimson flowers. A good bedder and the bulbs keep well. Bulbs, 15c each; \$1.50 per dozen.

**Mlle. Berat.** Height, 4 to 5 feet. Green foliage with soft pink flowers. A very unique and attractive canna. Bulbs, 15c each; \$1.50 per dozen.

## YELLOW KING HUMBERT

One of the best introductions of recent years. It is a sport of the popular King Humbert and retains all the good qualities of the parent. The flowers are very large and of a bright rich yellow spotted with red. The contrast between the bright yellow flowers and the dark green leaves presents a most striking appearance. The flowers are of such large size and of such beautiful coloring that they make excellent table decorations. The plants will at times produce both yellow and red flowers. Height, 4 feet. Bulbs, 20c each; 3 for 50c; \$1.75 per dozen.

Special Mixture of Large Flowering Cannas. 6 for 65c; 12 for \$1.20.

Tall Mixed Bedding Cannas. 6 for 50c; 12 for 80c.

## Tuberoses

Delightfully fragrant and beautiful summer flowering bulbs. The flowers are waxy, white, and sweet scented. Thrives best when given plenty of light and heat. Plant outside after April first. 10c each; \$1.00 per dozen.

## Hyacinth Candicans

Called Summer Hyacinth. The flowers are bell-shaped and pendulous, pure white, and fragrant. Plants are hardy and grow stronger and better each year. 10c each; \$1.00 per dozen.



King Humbert Canna.

# Barteldes Gladioli

## "THE GLORY OF THE GARDEN"

The Gladiolus is without question one of the very best of the spring planting bulbs. They are inexpensive, require but very little attention and will grow in any good garden soil.

They make a wonderful show when planted in masses and are unexcelled for cut flowers. The beautiful flowers, when cut in the bud, will continue to bloom for ten days in the house. The colors of the new varieties are wonderful. There is no finer bouquet than a bunch of five or six spikes of Gladioli.

Plant just as many Gladioli bulbs as you have room for. You cannot have too many.

### CULTURE

Gladioli bulbs do best in loose, friable soil to which a little well rotted manure has been added. When planted for mass effect the bulbs should be from 2 to 4 inches deep and about 4 inches apart, and when in rows for cultivation the rows should be about 18 inches apart and the bulbs 4 inches apart in the row.

A succession of bloom can be had by planting at different times in the spring. They should have plenty of water just as they start to bloom as this will increase the size of the flowers.

In cutting for the house it is best to cut the spike when one or two buds have opened. The remainder will open in the house. Remove the faded flowers, cut off a little of the stem and change the water each day; treated in this way a spike will last for a week or more.



As a cut flower the Gladiolus will stay fresh for two weeks.

**America.** Soft lavender - pink, almost tinted white. Very fine.

**Mrs. Francis King.** A pleasing bright scarlet; flowers large, well expanded, tall straight spike.

**Augusta.** Pure white with blue anthers, making a very pretty effect.

**Baron J. Hulot.** Dark, velvety purple. A beautiful flower.

**Chicago White.** White with lavender marking in throat.

**Halley.** Salmon-pink, creamy blotch with dark red stripe on lower petals. Early.

**Niagara.** A delightful cream blending to canary yellow. Splashed with carmine.

Large Bulbs of any of the above named varieties, 10c each; 90c per dozen.

Fine Mixed Gladioli Bulbs, 7c each; 6 for 40c; 12 for 65c; 25 for \$1.20.

## Lily of the Valley

The Lily of the Valley is one of the daintiest plants we have. It is especially valuable in that it will thrive and bloom in shady places where other plants will not grow. It should have good rich soil and moisture in the spring. They multiply rapidly so that a few plants will soon make a good bed. Clumps, 65c.

## Madeira Vine

One of the oldest and still one of the most popular of climbing plants. It grows very rapidly and forms a dense beautiful mass of foliage. It will grow almost anywhere but does best in good soil and in a sunny location. 7c each; 6 for 40c;

## Cinnamon Vine

One of our most useful hardy climber. It is perfectly hardy and will live for years. It dies down to the ground each fall and then comes up again early in the spring.

It will cover a trellis or fence with dark green leaves and in the fall it bears an abundance of small white flowers with a delicious cinnamon fragrance. 10c each; 6 for 55c; 12 for \$1.00.

## Caladium Escalantum (Elephant's Ear)

An effective plant of tropical appearance. The plants make a good show when set out separately or in masses. A very beautiful round bed can be made by putting three Caladiums in the center, then a circle of Dwarf Cannas and then a border of some easily grown annuals like Nasturtiums.

Caladiums do best in a rich, loose soil, and if given an abundance of water will grow to an enormous size. The leaves often measure three feet long and 20 inches wide. Bulbs may be taken up in the fall and stored in sand through the winter.

Extra Large Bulbs. 40c each; 12 for \$4.00.


Medium Bulbs. 25c each; 12 for \$2.50.



Caladium Escalantum.

# BARTELDES NURSERY STOCK

SPECIAL NURSERY CATALOG MAILED ON REQUEST.



Delicious Apples.

Buying nursery stock is just as important as buying seed but many people do not give it the same attention. A good many farmers will be extremely careful to buy only the very best seed and see to it that they buy it of an old established and reliable seed house, but then will turn right around and buy their fruit trees and other nursery stock from the first agent that comes around.

This agent may be selling for a perfectly reliable and first class house but on the other hand he may be selling for some fly-by-night concern that makes it a practice of sending agents to one section for one season and then to another section the next season so as not to call on the same people twice.

Be dead sure that your trees come from a reliable company so that you will know that you are getting what you order.

We do not send out agents but sell either through reliable merchants or direct. In this way you know that you are dealing with the Barteldes Seed Co., and you may be sure of getting first class stock and a square deal.

By selling through our seed catalog we avoid the great expense of sending out salesmen to call on each person personally and we also get away from the expense of getting out an extra catalog for each of our customers who may wish to buy some trees or shrubs. We therefore can sell at very low prices.

You will find it very convenient to send your order for nursery stock right with your seed order and you may be assured that this order will have proper and prompt attention.

**Terms.** Our terms, as for seed orders, are cash with order, prices include packing in first-class manner and delivery at express or freight office here, purchaser to pay transportation charges.

## Apples

PRICES OF ALL VARIETIES.

|  | Each   | Per 10 | Per 100 |
|--|--------|--------|---------|
| Standard—First-class, 5 to 6 feet..... | \$0.80 | \$7.50 | \$70.00 |
| Standard—Two-year, 4 to 5 feet.....    | .75    | 7.00   | 65.00   |

### Summer Apples

✓ **Cooper's Early White.** Very large, roundish, pale yellow with faint blush; flesh white, crisp and sprightly. Originated in the West. First of August.

✓ **Yellow Transparent.** A Russian apple of splendid quality. The hardest and finest early summer apple grown. Ten days earlier than Early Harvest. Fruit large, pale yellow, sub-acid. This variety is one of the best market sorts.


✓ **Carolina Red June (Red June).** Medium size, red; flesh white, tender, juicy, sub-acid; an abundant bearer. June.

✓ **Early Harvest.** The most popular summer apple on our list. Tree healthy, vigorous grower and good bearer; fruit medium size, nearly round, somewhat flattened; surface smooth, clear waxy, rarely blushed; flesh tender, juicy, acid to sub-acid, flavor good, quality best for table use and kitchen. July.

Also Sweet June, Duchess of Oldenberg, Red Astrachan, etc.

### Fall Apples

✓ **Maiden Blush.** This is the favorite Fall Apple; tree vigorous, upright, spreading, very productive; fruit medium to large, flat, and very handsome; surface smooth polished, pale waxen yellow, with rich blush; flesh white, fine-grained, juicy; quality good; for cooking, table, and market. August and September.



Jonathan Apple.



**Grimes Golden Apples.**

**Wealthy.** Highly valued for its extreme hardiness at the far North. Tree thrifty grower and good bearer; fruit medium; roundish; skin smooth, oily, mostly covered with dark red; flesh white, fine-grained, juicy, sub-acid, good. September and October.

**Jefferies.** A beautiful apple and valuable for its season. Size medium, blushed and splashed with red; very tender and juicy, with a rich, mild, pleasant, sub-acid flavor; quality best. Tree is hardy, healthy, long-lived. Bears moderately early; reliable.

Also **Alexander, Fall Pippin, Fameuse, Lowell, Rambo, Western Beauty, Strawberry, Domina,** etc.

### Winter Apples

**Grimes' Golden.** This is one of the best popular apples in cultivation. Tree strong, thrifty grower, with spreading branches; fruit medium or above, cylindrical, regular surface, yellow-veined, russeted, flesh yellow, firm, very fine-grained, juicy; flavor sub-acid; quality rich, for dessert, cooking and market.

**Jonathan.** Tree of rather slender growth and spreading habit; fruit medium or above in size, round or oblong; surface very smooth, waxy yellow; often wholly covered with brilliant red; flesh whitish yellow, tender, very juicy; for dessert and cooking. Also one of the most profitable market apples. Quality best; a genuine favorite. October and November.

**Rome Beauty.** Tree thrifty, upright grower, fruit large to very large, roundish, oblate, sometimes conical; surface smooth, pale yellow, striped and mixed with red; flavor sub-acid, not rich; quality good desirable market fruit on account of its productiveness and fine appearance. November to January.

**Mammoth Black Twig.** Excels Winesap in nearly every important point; a better grower, hardier and the fruit much larger; color even a darker red; flesh firmer; flavor milder, but fully equal. A long keeper.

**Stayman Winesap.** A seedling of Winesap, originated at Leavenworth, Kansas, with the late Dr. J. Stayman. Dark, rich red, indistinctly striped. Flesh firm, fine-grained, crisp, juicy, and very tender; rich sub-acid, quality the very best. Tree a stronger grower than Winesap; a drought resister, and will thrive on most any soil. A more regular bearer than Winesap, hangs longer, and keeps fully as well and in quality is far superior.

Also **Arkansas Beauty, Arkansas Black, Ben Davis, Baxter, Bismarck, Clayton, Huntsman, Mann, Minkler, Missouri Pippin, Rhode Island Greening, Salome, Shackelford, Stark, Willow Twig, Winesap, Wolf River,** etc.

### Crab Apples


Prices, 4 to 6 feet, 2 years, 80c each; \$7.50 per 10.

**Whitney.** Here is a crab that is a good eating apple, either raw or cooked. It is of good size with smooth, glossy, green skin, striped with red. Flesh is firm and of pleasant flavor. A few of these trees should be in every garden.

**Transcendent.** Large, yellow, and rich crimson cheek. An improved Siberian Crab.

**Hyslop.** Large, dark, rich red, sub-acid; productive, hardy and popular.

Also **Florence, Gen. Grant, Martha, Red Siberian.**



**Whitney Crab Apples.**

# Cherries

**Early Richmond.** Medium size, dark red, melting and juicy, acid flavor; one of the most valuable and popular of the acid cherries and is unsurpassed for cooking; tree slender grower, exceedingly productive and very hardy; will stand the most severe weather.

**English Morello.** Medium to large, roundish; dark red, nearly black when ripe; flesh purplish red, meaty, juicy, slightly astringent and good; very productive. August.

**Bing.** A new black cherry; originated in Oregon; size large, color blackish purple; flesh very solid and of the highest flavor; tree vigorous, upright, hardy and productive; fine for shipping and market.

**Lambert.** One of the largest known, smooth, glossy, dark purplish-red, with numerous russet dots; flesh dark purplish-red, with whitish veins, firm, meaty; flavor, sweet, rich and highest quality; form roundish, heart-shaped; tree hardy and vigorous; a good shipping variety.


**Montmorency.** This is a cherry of the Early Richmond class; some larger and about ten days later; a strong upright growing tree and good bearer. By experienced horticulturists considered one of the most valuable varieties.

Also Dychouse, Governor Wood, Leib, May Duke, Osthimer, Wragg.

|   |        |         |
|---|--------|---------|
|   | Each   | Per 10  |
| Standard—2 years, first-class, 5 to 6 ft. . . . . | \$1.50 | \$14.50 |
| Standard—2 years, well branched . . . . .         | 1.40   | 13.50   |

## SPRAY YOUR CHERRIES

Use Lime and Sulphur and Arsenate of Lead for leaf-spot, Lime and Sulphur for Brown Rot and Bordeaux Mixture for Black Rot. See page 111.



Montmorency Cherries.

# Plums

**Compass Cherry Plum.** Very hardy and therefore one of the best of all fruit trees for parts of Texas, parts of Oklahoma, Western Kansas, Eastern Colorado, Western Nebraska, and other sections where it is difficult to raise fruit. They will bear good fruit when other trees fail. The fruit is about an inch in diameter, bright red, sweet, juicy, and of fine flavor. When fully mature the fruit is a dark, wine red and looks more like a plum than a cherry.

It is a good fruit either fresh or canned. This variety has become wonderfully popular: wherever grown and we know you would be well pleased with it.

**Abundance.** One of the best Japan plums. Tree is a very rapid grower, healthy and comes into bearing quite young and yields abundantly; medium size, rich, bright cherry red with distinct bloom and highly perfumed; flesh light yellow, juicy, and tender, and excellent quality. Tree vigorous and hardy.


**Damson.** Fruit small, oval; skin purple, covered with blue bloom; flesh melting and juicy, rather tart, separates partly from the stone. September.

**German Prune.** A large, long, oval variety, much esteemed for drying; color dark purple; of very agreeable flavor. September.

**Lombard.** Perhaps the best of the European varieties now in cultivation. Tree vigorous, hardy, and productive; fruit of medium size, roundish-oval slightly flattened at the ends; skin delicate violet-red, paler in shade; flesh deep yellow, juicy, and pleasant. August.

**Burbank.** Medium to large, orange-yellow, dotted and marbled with red; flesh nearly yellow, sweet, and good; valuable for canning and a good market plum. Mid-June. Hardy and most prolific of the Japan varieties.


Also Bradshaw, Hale, Miner, Red June, Satsuma, Willard Wolfe, Gage, Shipper's Pride, Weaver, Wickson, Wild Goose.



Compass Cherry Plums.

|   |        |         |
|---|--------|---------|
|   | Each   | Per 10  |
| Two years—First-class, 5 to 6 ft. . . . . | \$1.35 | \$13.00 |
| Two years—Medium, 4 to 5 feet. . . . .    | 1.25   | 12.00   |
| One year—3 to 4 feet. . . . .             | 1.15   | 11.00   |

**MAKE ONE ORDER FOR SEEDS,  
NURSERY STOCK, AND SUPPLIES.  
THIS CATALOG IS COMPLETE.**



Elberta Peaches.

## Peaches

✓ **Arkansas Traveler.** Medium size, round shaded with red; flesh melting, splendid in quality. Ripens a trifle earlier than Alexander, which it much resembles.

✓ **Carmen.** (Free.) Large; resembles Elberta in shape, creamy white with deep blush; skin tough, making it a good market variety; flesh tender, juicy, and fine flavor; a prolific bearer.

✓ **Champion.** (Free.) Large, round, quite regular; yellowish white mottled with red on sunny side; flesh white with red at pit; one of the best in quality.

✓ **Crosby.** (Free.) Medium to large; orange-yellow splashed with red; flesh yellow, red at pit, juicy, and rich; tree hardy and prolific; fruit should be thinned in order to make good-sized peaches; a popular market sort; middle of September.

✓ **Elberta.** (Free.) The greatest market peach of the Southwest; perfectly hardy in the North and is believed by many growers to be the best all around peach; color lemon-yellow, tender and juicy; tree vigorous; a good shipping peach.

✓ **Fitzgerald.** (Free.) An improved early Crawford, fully equal to it in size, quality, and color; tree bears quite young, is productive and very hardy; bright yellow splashed with red; flesh deep yellow and of the best quality. Early September.

✓ **Heath Cling.** Downing calls this peach, "The most successful and delicious of all late clingstones." Tree vigorous and moderately productive; fruit very large, and narrowing at both ends; skin downy, cream-colored, white with faint blush in the sun, flesh greenish white; very tender and melting, juicy, with the richest, highest flavor; quality very best. September.


✓ **Lemon Cling.** Large, oblong, having a swollen point similar to a lemon; skin yellow with red cheek; flesh yellow, firm, juicy, sweet; tree a fine grower. August.

✓ **Also Alexander, Stump of the World, Amsden, Early Rivers, Old Mixon, Solway, Bonanza, Early Michigan, Triumph, etc.**

|                                     | Each   | Per 10 | Per 100 |
|-------------------------------------|--------|--------|---------|
| Standard—1 year, fine, 5 to 6 feet. | \$0.85 | \$8.00 | \$75.00 |
| Standard—1 year, 4 to 5 feet.       | .75    | 7.00   | 65.00   |

## Quinces

A very desirable fruit which is used with other fruits for preserves and canning. A very small portion of Quince will add a delicious flavor. Not hardy in Northern States. 3 to 4 feet, \$1.35 each; \$13.00 per 10.



Champion Quince.

### FRUIT TREES MUST BE SPRAYED

No fruit grower can be successful unless he takes the right kind of care of his trees. To neglect to spray fruit trees is just like planting corn and then not cultivating it. The weeds would take the corn and the insects and worms will take the fruit.

Spraying is not expensive and will pay for itself several times over.

There are four essentials in spraying:

1. To spray promptly.
2. At the right period.
3. Using suitable apparatus.
4. Correct material.

You will find spray pumps and spraying material listed in the back part of this catalog.



# Pears

## Standard Varieties

**Bartlett.** (S. and D.) An old favorite, more generally known and highly esteemed than any other sort. Tree thrifty, upright; fruit large, irregular, pyramidal; skin thin and smooth, clear yellow, sometimes with faint blush on the sunny side; flesh white, fine-grained, buttery, juicy, sweet; quality best. August and September.

**Flemish Beauty.** Fruit large; skin a little rough, pale yellow, mostly covered with patches of russet, becoming reddish-brown at maturity on the sunny side; flesh yellowish-white, juicy and rich. September. One of the best.

**Kieffer.** Very large, deep yellow with russet dots, juicy, sweet, coarse; immensely productive; fruit must be thinned to get the largest size. Fine for canning. Said to be blight-proof. October and November.

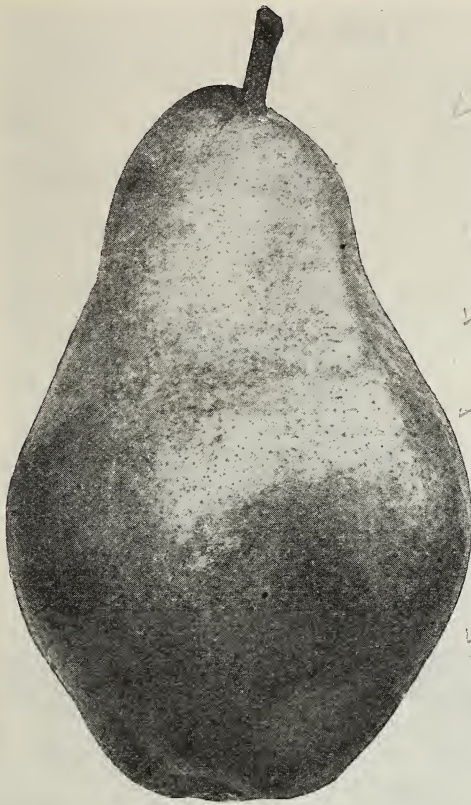
Also **Seckel, Clapp's Favorite, Lawrence, Buerre de Anjou, Howell, Garber, Rutter, etc.**

## Dwarf Varieties

**Seckel.** Tree a moderate grower, said to be less subject to blight than most varieties. Fruit small to medium, regularly formed; dull, yellowish-brown, with lively red cheek; flesh whitish, buttery, very juicy and melting, with a peculiarly rich, spicy flavor. A regular and abundant bearer. August to October.

Also **Duchess, Louise, Howell, Bartlett, Clapp's Favorite, Rutter, Buerre de Anjou, Lawrence.**

|   |        |         |
|---|--------|---------|
|   | Each   | Per 10  |
| Standard—First-class, 5 to 6 feet, 2 to 3 years.. | \$1.40 | \$13.00 |
| Standard—Medium, 3 to 4 feet, 2 years.....        | 1.10   | 10.00   |
| Dwarf Pear—First-class, 4 to 5 feet, 2 year.....  | 1.40   | 13.00   |
| Dwarf Pear—Medium, 3 to 4 feet, 2 year.....       | 1.10   | 10.00   |



Bartlett Pear.


# Apricots

**Superb.** This variety excels in quality as well as in hardiness and productiveness. It has large, beautifully colored fruits with rich, sweet and meaty golden-yellow flesh, averages better in size and quality than any other apricot and bears most constantly.

**Moorpark.** Large, yellowish-green with brownish-red on sunny side, marked with numerous dark specks, flesh bright orange, parts readily from the seeds; grown largely for commercial purposes, especially for canning and drying. Tree vigorous and prolific. July.

Also **Early Golden, Alexander, Alexis, Early May, Royal, Budd, etc.**

|                          |        |         |
|--------------------------|--------|---------|
|                          | Each   | Per 10  |
| 2 year, 4 to 5 feet..... | \$1.40 | \$13.50 |
| 2 year, 3 to 4 feet..... | 1.30   | 12.50   |



Superb Apricot.

### PLANTS DO WELL UNDER DIFFICULTIES.

Lamar, Colo.

Gentlemen:—On the 8th day of May I received a package of strawberry plants of 100 with 14 extra, all growing but 6 Progressives. I consider this remarkable as the plants lay in our office for about 42 hours. Placed plants in very warm water and then planted. They look fine. Thank you.

Respectfully,  
MRS. W. J. JOHNSON.

P. S.—Please send book on gardening.

### PLEASED WITH QUALITY STOCK.

Falcon, Colo.

Gentlemen:—I received my order the 10th and wish to thank you for the quality stock you sent me. Hoping this card reaches you, I am,

HARRY H. SORENSEN.



Concord Grapes.

# Grapes

**Concord.** (Black.) Too well known to need much description; is considered by many to be the best all around grape grown; is extremely hardy, vigorous and productive, bunches large, compact; berries large and juicy, buttery and sweet; will succeed well almost anywhere.

✓ **Brighton.** (Red.) Bunch medium to large, quite compact, flesh rich, sweet, and best quality, color dark crimson or brownish red; vine vigorous and hardy.

✓ **Moore's Early.** (Black.) Bunch large, berry round with a heavy blue bloom, quality said to be better than Concord; hardy and prolific; a good market berry; ripens about two weeks before Concord.

✓ **Niagara.** (White.) One of the leading white sorts; bunch large, shouldered, compact; berry large, yellowish-white, juicy, vinous and sprightly, quality good; skin tough, making it a good shipper and market berry.

**Worden.** (Black.) A seedling of the Concord; bunch large and compact, berry round, black with blue bloom, pulpy, juicy, and very pleasant; ripens several days earlier than Concord.

Also Catawba, Moore's Diamond, Salem.

|                       | Each   | Per 10 | Per 100 |
|-----------------------|--------|--------|---------|
| Concord .....         | \$0.20 | \$1.90 | \$17.50 |
| Other Varieties ..... | .25    | 2.40   | 22.50   |

## Progressive Everbearing Strawberries

The Fall or Ever-bearing Strawberries have come to stay. Many people in different parts of the country are raising these berries and are picking them in the fall when they are truly a luxury.

These require no more care than do the spring sorts but for best results should be set in good soil. They will commence bearing in the spring, will bloom more or less all summer, and then set a heavy crop in the fall. If the blooms are pinched off in the spring and early summer the fall crop will be much heavier.

The young plants formed in the spring will bear fruit in the fall of the same year. Set out a good bed of these and you will have fresh strawberries when your neighbors are eating canned ones.

12 for 50c; 50 for \$1.60; 100 for \$3.00; 1,000 for \$25.00.



Downing Gooseberries.



Progressive Strawberries.

## Standard Strawberries

**Senator Dunlap.** (S.) The great market berry, fruit medium to large, regular; bright, glossy red; sweet and good quality; exceptionally firm, making it a good keeper and shipper; ripens early and continues a long time; immensely prolific. Mid-season.

**Splendid.** One of the handsomest strawberries; rich in quality, and when the season is favorable very productive.

**Warfield.** (P.) Plant is a vigorous grower with long penetrating roots; a good berry for dry seasons; dark crimson, firm, sub-acid, and very good, popular as a market variety.


**Aroma.** Large, roundish, conical; bright scarlet, moderately firm, fair quality; plant vigorous and very productive. A very valuable late sort for home use or near market.

Prices of all but Everbearing varieties, 40c per dozen; \$1.50 per 100; \$10.00 per 1,000. Postage 10c per 100 extra.

## Gooseberries

Should be planted in good rich soil and manured once a year. Prune regularly and thoroughly, cutting out all dead branches.

|                                   | Per 10 | Per 100 |
|-----------------------------------|--------|---------|
| Downing—large greenish-white..... | \$3.00 | \$25.00 |
| Houghton—medium, pale red.....    | 3.00   | 25.00   |
| Industry—large dark red.....      | 5.00   | 45.00   |



Perfection Currants.

## Currants

Currants are hardy, easily grown, stand neglect well and yet respond liberally to cultivation and good treatment. They are prized so highly by every housewife that every garden should have at least a few currant bushes. Set the plants about four feet apart in good rich soil, cultivate well and mulch heavily. Keep the old wood pruned out.

✓ **Perfection.** The Perfection produces more clusters to the bush than any other variety we know of and we think this the greatest market currant on this list. The berries are large, bright red, and on account of the flavor and color are excellent for making jelly. The quality is as fine or finer than anything on the market today. Rich, mild, sub-acid flavor, with plenty of pulp and few seeds, clusters are long and size of berry is maintained to the end. 2 year old plants, each, 40c; 5 for \$1.90; 10 for \$3.75.

✓ **Red Dutch, White Dutch, Cherry, Fay's Prolific, and White Grape.** Each, 30c; 10 for \$2.50; 100 for \$22.50.

### Barteldes Home Garden Collection Of Small Fruits

|                                       |        |
|---------------------------------------|--------|
| 5 Perfection Currants .....           | \$1.90 |
| 2 doz. Everbearing Strawberries ..... | 1.00   |
| 10 St. Regis Raspberries .....        | 1.00   |
| 5 Early Harvest Blackberries .....    | .40    |
| 5 Downing Gooseberries .....          | 1.50   |
| 5 Concord Grapes .....                | 1.00   |

\$6.80

Special price, packed, f. o. b. our store, \$5.95.  
If wanted by mail add parcels post for 6 lbs.

## Blackberries

These will do well in any soil. Plant in rows about five feet apart and three feet apart in the row. Should be cultivated thoroughly. Cut out all suckers and all old wood and you will be rewarded with fine crops.


✓ **Early Harvest.** - Very early. Berries medium size and sweet. Comes on the market first and therefore brings the best prices.

✓ **Snyder.** Very hardy and therefore best for the North and high altitudes.

✓ **Mersereau.** A mammoth blackberry of unusual vigor. Has been known to stand temperatures of from 15 to 25 degrees below zero. The berries are of very large size and fine shippers and keepers. All blackberries, per 10, 75c; per 100, \$6.00.

### Dewberries

This is a variety or species of blackberry that trails on the ground. The fruit is like the blackberry but somewhat larger and of just as good if not better flavor. The plants bear very profusely and the fruit is highly prized on all markets. Plants should be given some covering through the winter. Per 10, 75c; 100, \$6.00.



Early Harvest Blackberries.

## St. Regis Everbearing Raspberry

**"Bears First, Last and All the Time"**

The St. Regis has rightly been called "the early till late" variety for it is the first red raspberry to give ripe fruit, while it continues to produce berries without intermission until late in October. It is of pure American blood and extremely hardy, enduring the severest cold. The foliage does not scald nor is its growth of cane impaired by the heat or drought of summer.


The berries are large, bright crimson in color and so firm and rich in sugar that they will stand shipping two hundred miles and arrive in first-class condition.

The merits of this truly reliable, everbearing raspberry may be summarized as follows:

1. It is the earliest of all red raspberries.
2. It is wonderfully prolific; the first, or main crop, being far greater than that of any other red varieties known.
3. It gives a crop of fruit all summer and autumn, fruiting on the old canes in generous quantities until late in August. By this date, berries begin to ripen upon the young canes, which continue to produce berries in increasing numbers until late autumn.
4. Berries are bright crimson, of large size and of surpassing quality—rich, sugary, with full raspberry flavor. They are exceedingly meaty, firm texture and keep in good condition longer, after being gathered, than any other red raspberry. As a shipper-it is unexcelled.
5. The canes are of stocky, strong growth with a great abundance of dark green leathery leaves.
6. It succeeds upon all soils, whether light and sandy, or cold heavy clay, and the canes are absolutely hardy.

### BEARS THE FIRST SEASON

St. Regis yields a crop of fruit the season it is planted. Plants of it set out in early April gave ripe berries the 20th of June the same year. For four



St. Regis Raspberry.

weeks thereafter the yield was heavy and the canes continued to produce ripe fruit freely until the middle of October. The berries were large, beautiful, firm, and full flavored to the last. \$1.00 per 10; \$7.00 per 100.

### OTHER RASPBERRIES

|                    | RED VARIETIES |         |
|--------------------|---------------|---------|
|                    | Per 10        | Per 100 |
| New Cardinal ..... | \$0.70        | \$5.00  |
| Cuthbert .....     | .70           | 5.00    |
| London .....       | .70           | 5.00    |
| BLACK CAPS         |               |         |
| Cumberland .....   | \$0.70        | \$5.00  |
| Gregg .....        | .70           | 5.00    |
| Kansas .....       | .70           | 5.00    |

## Shrubs and Other Ornamentals

### MAKE YOUR HOME MORE HOME-LIKE

Improve your homes now. No doubt many of you had planned to set out some shrubs and trees but had put this off until after the war.

Now is the time to carry out your plans. A few dollars spent for shrubs and trees will add many dollars to the value of your home.

Ornamental Shrubs are becoming more popular every day and there is nothing that makes a place look more home-like than a few well placed flowering shrubs. These are all perennials and when once established they need practically no attention for years. They bear beautiful flowers and are an ornament throughout the entire year.

They can be used very effectively in masses, or as borders in front of porches and are excellent for planting along the house to hide the foundation. A row of Spireas in front of the chicken yard or along the driveway makes a most beautiful sight.

### California Privet

Undoubtedly the best all-around hedge plant. Can be sheared to any shape, is hardy, needs little care and is an ornament nearly the entire year. 18 to 24 inches, 10 for \$1.50; 100 for \$10.00.

### Amor River Privet


This is similar to California Privet, but is hardier and stands our winters better. 12 to 18 inches, 10 for \$1.75; 100 for \$13.00.



Privet.

Shrubs are investments which will pay handsome dividends in beauty and attractiveness every year and a big cash dividend in added value if you should wish to sell your property.

# Spirea



Spirea Van Houttei.

The Spirea is without doubt one of the most useful of ornamental shrubs. It can be used for backgrounds, dividing fences, hiding foundations and the individual specimens are very beautiful.

**SPIREA VAN HOUTTEI (Bridal Wreath).** The grandest of all the Spireas; it is a beautiful ornament for the lawn at any season, but when in flower it is a complete fountain of white bloom, the foliage hardly showing. Clusters of twenty to thirty flat white florets make up the racemes, and these clusters are set close along the drooping stems. Perfectly hardy, and an early bloomer. 60c each; 10 for \$5.50.

**SPIREA THUNBERGI.** Extremely neat and graceful in its habits; dwarfish and rounded; drooping branches; narrow, yellowish-green foliage; white flowers; early in spring. One of the best and deserves a place everywhere. 60c each; 10 for \$5.50.

**SPIREA ANTHONY WATERER.** A beautiful variety with broad heads of deep pink flowers; grows two to three feet high, making a shapely bush. Blooms almost

continuously from June throughout the season. 60c each; 10 for \$5.50.

**ALTHEA, or ROSE OF SHARON.** Hardy flower in the fall when other shrubs are out of bloom. Double. Purple or white. Each, 60c; per 10, \$5.50.

**ALMOND (Dwarf Double Rose).** Flowering. A fine shrub with small double blossoms. Rose or white. Each, 60c; per 10, \$5.50.

**CALYCANTHUS (Sweet-scented Shrub or Allspice).** A shrub of peculiar fragrance and chocolate colored flowers. Each, 60c; per 10, \$5.50.

**DEUTZIA (Gracilis).** One of the most desirable shrubs to plant as individual specimens, or for grouping. Entirely hardy and forms a small round plant. Flowers pure white. Each, 60c; per 10, \$5.50.

**HYDRANGEA.** Large-clustered. A fine shrub, large, bearing showy panicles of pink and white flowers in great profusion. Hardy. Each, 60c; per 10, \$5.50.


**BERBERIS THUNBERGI (Japanese Barberry).** This is an invaluable little shrub that fits in with almost every planting. Grows about everywhere, handsome foliage of bright green, oval leaves that turn to most brilliant shades of orange and red in the fall. Slender, graceful branches, protected by thorns, are lined with little scarlet berries of great attractiveness from early autumn well into winter. Very valuable for a hedge. Each, 60c; 10 for \$5.50.

**PURPLE FRINGE or SMOKE TREE.** Small tree with dusky, fringe-like flowers. Each, \$1.25; 10 for \$11.00.

**QUINCE (Japan Scarlet).** Bright scarlet flowers in early spring. Fine for hedge. Each, 60c; 10 for \$5.50.



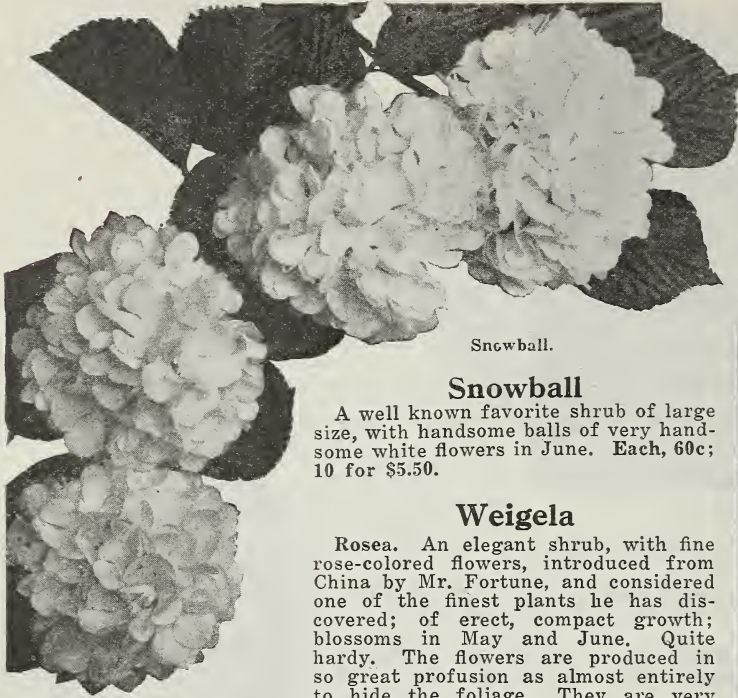
Butterfly Bush, or Summer Lilac.



Deutzia.



Althea.



Snowball.

**Snowball**

A well known favorite shrub of large size, with handsome balls of very handsome white flowers in June. Each, 60c; 10 for \$5.50.

**Weigela**

Rosea. An elegant shrub, with fine rose-colored flowers, introduced from China by Mr. Fortune, and considered one of the finest plants he has discovered; of erect, compact growth; blossoms in May and June. Quite hardy. The flowers are produced in so great profusion as almost entirely to hide the foliage. They are very desirable for the border or for grouping, and also as specimen plants for the lawn. Each, 60c; 10 for \$5.50.

**Syringa or Mock Orange**

The shrubs are usually tall, vigorous growers, with large foliage and flowers, and so are valuable for back grounds, screens, grouping and specimens. Their flowers are milk-white, in most cases, and beautiful for cutting. Each, 60c; 10 for \$5.50.

| BARTELDES SHRUB COLLECTION. |        |
|-----------------------------|--------|
| 4 Spirea Van Houttei .....  | \$2.40 |
| 2 Snowball .....            | 1.20   |
| 2 Syringa .....             | 1.20   |
| 4 Deutzia .....             | 2.40   |
| 1 Lilac .....               | .60    |
|                             | \$7.80 |

Special Price, \$6.95.

| COLLECTION OF VINES.        |        |
|-----------------------------|--------|
| 2 Honeysuckle .....         | \$1.00 |
| 1 Wistaria .....            | .50    |
| 2 Ampelopsis Veitchii ..... | 1.30   |
| 4 Clematis Paniculata ..... | 2.80   |
|                             | \$5.60 |

Special Price, \$4.95.

**Shrubs**  
INCREASE THE VALUE OF YOUR PROPERTY

Until seen, one cannot appreciate the effect that can be brought out by properly arranging and grouping the wonderful assortment of foliage, ranging in color from the darkest green and purple to light orange and silver tints. For hedges, and for giving privacy to home grounds, they are indispensable; and if selected with reference the period of blooming, produces flowers from April to November.



Lilac.

**Lilac**

The Lilac appears to best advantage when massed in groups, and only a few varieties of but one or two colors. You may take any number of groups of the different colors; they are easily transplanted in either fall or spring. Moderately rich, moist soil suits them best. The dead flowers should be removed when the blooming season is over, as they give an untidy appearance; should not be pruned in winter or spring, as it destroys the flowers. Large flowered, purple, or white. Each, 60c; per 10, \$5.50.



Weigela.

**Vines**

A few vines will add greatly to the beauty and the comfort of your porch. These perennial vines need practically no attention after they are once started and they increase in size and beauty from year to year.

**HONEYSUCKLE (Hall's Japan).** An evergreen variety with pure white flowers. Each, 50c; 10 for \$4.50.


**HONEYSUCKLE (Monthly Fragrant).** Blooms all summer, very sweet. Each, 50c; 10 for \$4.50.

**HONEYSUCKLE (Yellow Trumpet).** Well known variety with yellow trumpet flowers. Each, 50c; 10 for \$4.50.

**WISTARIA (Chinese).** Either white or purple. Hardy and makes an enormous growth. Each, 50c; 10 for \$4.50.



Hall's Japan Honeysuckle.



Boston Ivy.

## Vines

**AMPELOPSIS VEITCHII** (Boston Ivy). Foliage smaller than the American and more dense. Forms a sheet of green and is unequaled for covering brick or stone walls. Should be protected while young. Each, 65c; 10 for \$6.00.

**AMPELOPSIS QUINQUEFOLIA** (American Ivy or Virginia Creeper). A rapid grower, foliage turning to a rich crimson in autumn. Each, 65c; 10 for \$6.00.

**BIGNONIA RADICANS** (Scarlet Trumpet Flower). Vigorous and bears clusters of large, trumpet-shaped scarlet flowers in August. Each, 60c; 10 for \$5.00.

**CLEMATIS HENRYI** Large, pure white flower. Each, 80c; 10 for \$7.50.

**CLEMATIS JACKMANNI** Large, intense violet-purple flowers. Very popular. Each, 80c; 10 for \$7.50.

**CLEMATIS PANICULATA**. Bears an abundance of small, pure white flowers of penetrating fragrance. The most hardy and best variety of all. Each, 70c; 10 for \$6.50.

## Ornamental Trees

Invest a little money in trees for your home. They will pay regular and increasing dividends in shade and beauty for many, many years to come. It takes some time to grow a good shade tree. Do not put this off another season but get some trees started at once.

|  | Each   | Per 10  |
|--|--------|---------|
| Ash, American. 6 to 8 feet.....            | \$1.25 | \$11.00 |
| Catalpa Bungei. 4 to 5 feet.....           | 1.25   | 11.00   |
| Catalpa Speciosa. 6 to 8 feet.....         | 1.25   | 11.00   |
| Chestnut, American Sweet. 6 to 8 feet..... | 1.25   | 11.00   |
| Elm, American. 6 to 8 feet.....            | 1.25   | 11.00   |
| Box Elder. 6 to 8 feet.....                | 1.15   | 10.00   |
| Linden, American. 6 to 8 feet.....         | 1.15   | 10.00   |
| Maple, Silver Leaf. 6 to 8 feet.....       | 1.15   | 10.00   |
| Maple, Sugar. 5 to 6 feet.....             | 1.25   | 11.00   |
| Poplar, Carolina. 6 to 8 feet.....         | 1.15   | 10.00   |
| Poplar, Lombardy. 6 to 8 feet.....         | 1.15   | 10.00   |
| Red Bud. 5 to 6 feet.....                  | 1.15   | 10.00   |
| Sycamore, American. 6 to 8 feet.....       | 1.25   | 12.00   |
| Tulip Tree. 5 to 6 feet.....               | 1.25   | 12.00   |

## Evergreens

A few well placed evergreens will add a great deal to the beauty of your lawn. These can be set out in groups, with shrubbery, along the foundation of the house, or single specimens.




Colorado Blue Spruce.

- Arbor-Vitae, American. 18 to 24 inches. Each, \$1.40; per 10, \$12.50.
- Irish Juniper. 18 to 24 inches. Each, \$1.40; per 10, \$12.50.
- Red Cedar. 18 to 24 inches. Each, \$1.40; per 10, \$12.50.
- Spruce, Norway. 18 to 24 inches. Each, \$1.40; per 10, \$12.50.
- Spruce, Colorado Blue. 12 to 18 inches. Each, \$2.00; per 10, \$18.00.

### BARTELDES' HOME BEAUTIFYING COLLECTION.

|                             |         |
|-----------------------------|---------|
| 6 Spirea Van Houttei .....  | \$ 3.60 |
| 2 Snowball .....            | 1.20    |
| 2 Lilac .....               | 1.20    |
| 2 Deutzia .....             | 1.20    |
| 2 Wistaria .....            | 1.00    |
| 1 Clematis Paniculata ..... | .70     |
| 1 Ampelopsis Veitchii ..... | .65     |
| 1 Catalpa Bungei .....      | 1.25    |
| 3 American Elm .....        | 3.45    |
| 1 Lombardy Poplar .....     | 1.15    |
| 2 Arbor-vitae .....         | 2.80    |
|                             | \$18.20 |

Special price, \$15.75.



Lombardy Poplar.

## Barteldes Tested Seed Corn

An acre of corn yielding fifteen or twenty bushels takes just as much land, just as much labor, and just as much seed as does the acre yielding fifty or sixty bushels. Climatic conditions of the season have much to do with the yield of corn but there are four very important factors that you as a corn grower can control. By taking care of these four factors properly you are taking a long step toward the big yield which every farmer desires.

These factors are: First, fertility of the soil; second, cultivation of the soil; third, quality of the seed corn; and fourth, germination of the seed corn.

The fertility can be easily taken care of by fertilizing with manure or a good commercial fertilizer.

The cultivation can also be taken care of without much trouble, and is generally done very well.

The quality of the seed corn and the germination of the seed corn are two factors that are often neglected. The difference between good, large, well filled ears and small, shallow grained ears is very marked in the yield of an acre.

Other things being equal the yield depends largely on the stand. Owing to adverse conditions it may be impossible at some times to get a good stand with seed of good vitality but it certainly is impossible, even under the best of conditions, to get a good stand with corn that will grow only 50 or 60 per cent.

It is therefore of greatest importance that only the best and most vigorous seed corn be planted. If you are planting your own seed be sure that you test it, and if you are buying your seed corn be sure that you buy it from a good, reliable seed house.

Our corn is all selected in the ear, then tipped, butted, shelled, and cleaned. And above all, it is all tested for germination and we know that it will grow. We are very fortunate in being located in the Kaw Valley, which produces some of the best corn in the country.

**GRADED CORN.** All of our corn is tipped, butted, shelled, and cleaned, but if you wish it graded we can do this also. We have one of the best corn graders on the market and while this takes out a good many of the uneven kernels it of course does not do a perfect job. Grading does improve the quality and we can do this for 25 cents per bushel extra.

**Postage.** The prices of seed corn and other field seeds do not include postage.


**KAW CHIEF.** We have been growing and selling Kaw Chief Corn for several years now and every year we add a host of names to our list of satisfied purchasers of this corn. If you have never grown Kaw Chief be sure and try it this year. We know you will be pleased. The corn is of a deep, golden yellow color, the ears are large, measuring up to 13 and 14 inches in length and have 16, 18, and 20



rows to the cob. The grower had in mind constantly not so much a very large ear, but an ear that was well filled at both tip and butt, and kernels that were large and square-shouldered. This is the kind of corn that yields heaviest when shelled. A bushel of Kaw Chief Corn on the ear will yield 58 to 60 pounds of shelled corn. Kaw Chief Corn matures in from 95 to 105 days, and ordinarily yields from 75 to 80 bushels per acre and makes a good growth of foliage. It does well on both upland and bottom land. Our supply of Kaw Chief is always exhausted before the end of the season so send your order early. Per lb., 15c.

For prices of Seed Corn by the bushel please see our Pink List.





Reid's Yellow Dent Corn.

## Seed Corn

### Yellow Varieties of Tested Seed Corn

**REID'S YELLOW DENT.** (100 days.) Ears medium size, remarkably uniform in size and of a slight yellow color with a deep grain and small red cob. Best for shredding, as it shatters least of any. A sure cropper and a very reliable variety in all respects. **Lb., 15c.**

**PRIDE OF THE NORTH.** (90 days.) This variety has smaller ears than the late kinds, but is valuable, as it matures early. Planted as late as July 4th, it has fully matured by October 2. The ears have from fourteen to sixteen rows growing eight to ten inches in length, slightly tapering. The kernels are closely set together on the cob, and of a light orange color. The stalks usually grow six to eight feet in height, producing one or two good ears. Our seed of this

**GOLDEN BEAUTY.** (100 days.) The ears are of fourteen straight rows of bright golden yellow grains, remarkable in size and filled out completely to the extreme end of the cob. The richness of color and fine quality of grain make it vastly superior for grinding into meal. The grains are not of a hard, flinty nature, neither are they soft as to be greatly shriveled. The ears are easily shelled, although the kernels are firm on the ear and in every respect as perfect a type as could possibly be had. Golden Beauty matures in 100 to 110 days from planting and surpasses all in size and beauty of grain. **Lb., 15c.**

variety has been grown for us with special care from the original stock. **Lb., 15c.**

**IMPROVED LEAMING.** (90 days.) This is one of the earliest yellow dent corns in cultivation, ripening in 90 to 100 days from planting, surpassing the yellow Canada and flint varieties in earliness, productiveness and quality. The ears are large and handsome, with deep, large grains; orange yellow color and red cob. Stalks medium sized, tapering gradually, producing two good ears, each of which husks and shells easily. **Lb., 15c.**

**IOWA GOLD MINE.** (90 days.) It is early, ears of good size and symmetrical; color bright golden yellow; grains very deep; cob small, and therefore dries out very quickly. **Lb., 15c.**

For prices of Seed Corn by the bushel please see our Pink List.

## Pop Corn

Plant at least a few rows for the children. They, and the grown folks also, will enjoy pop corn in the long winter evenings. Plant some Baby Golden and Baby Rice. They are truly delicious.

**BABY GOLDEN.** Small yellow ears. The yield is small but the quality is the very finest. When you have eaten the Baby Golden or Baby Rice you will not want to go back to the other varieties again. **Pkt., 5c; lb., 25c.**

**BABY RICE.** Small ears and small grain which pop to a fair size. The popped corn is deliciously tender and this corn always brings a premium on the market. **Pkt., 5c; lb., 25c.**

**WHITE RICE.** A very handsome variety; kernels long, pointed, resembling rice. Very prolific, and fine for parching. Does not pop as large as Queen's Golden, but is more tender and better flavor. **Pkt., 5c; lb., 20c.**

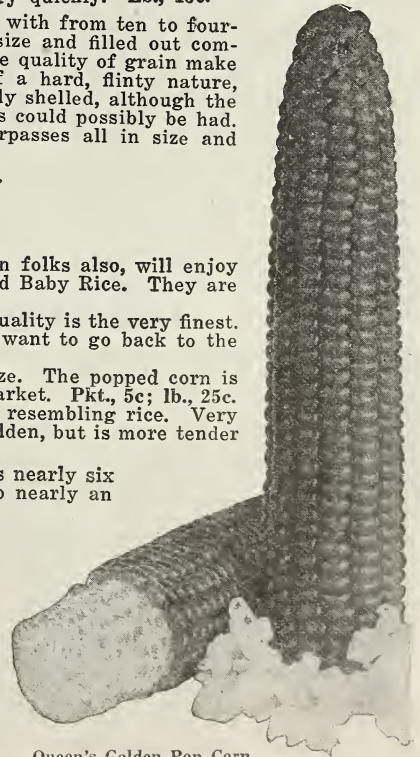
**QUEEN'S GOLDEN.** Produces ears in great abundance on stalks nearly six feet high. It pops perfectly white. A single kernel will expand to nearly an inch in diameter. **Pkt., 5c; lb., 15c.**

**WHITE PEARL.** A common variety having smooth kernels. **Pkt., 5c; lb., 15c.**

Postage extra. Write for prices on larger quantities.

**CHOCOLATE POPCORN.**—Put 2 teacups of white sugar, ½ cup of corn syrup, 2 ounces of chocolate, and 1 cup of water into a kettle and cook until the syrup hardens, when put in cold water. Pour over 4 quarts of freshly popped corn and stir well to insure the uniform coating of the kernels.

**POPCORN BALLS.**—Cook 1 pint of syrup, 1 pint of sugar, 2 tablespoons butter and 1 teaspoon of vinegar until it hardens when dropped in cold water. Remove to the back of stove and add ½ teaspoon of soda dissolved in a tablespoon of hot water and then pour the hot syrup over 4 quarts of freshly popped corn, stirring well until each kernel is coated, when it can be shaped.



Queen's Golden Pop Corn.



Boone County White.

## Brazilian or Stooling Flour Corn

This corn, as the name indicates, is inclined to stool, and one grain will produce in many instances more than one stalk. Each stalk bears two or three ears five to seven inches in circumference, nine to twelve inches in length and beautifully white. It produces an abundance of fodder, and is the best variety for ensilage. It yields 30 to 50 bushels of corn per acre, and the ears are fine for roasting although not sweet. It does not require a very rich soil and therefore the best variety for poor soils. The kernel contains more starch than any other corn, and ground and bolted by the same process as wheat, gives a fine flour that will make bread, biscuits, etc., the same as the wheat flour. Plant two kernels in a hill and cultivate the same as other corn. Three pounds will plant one acre. Lb., 15c.

## Odd Varieties

**SQUAW CORN.** (90 days.) Blue and White (Semi-flint). This variety grows very dwarf and is one of the very best for resisting drought. It is early and is very popular in sections deficient in rainfall. The ears are rather small and the kernels are blue, white, and blue and white. Its ability to resist drought together with its earliness makes Squaw Corn an excellent variety for Western Kansas, Oklahoma, and Texas. Lb., 15c.

**CALICO.** (100 days.) The Old-Fashioned Red, White, and Yellow. This peculiarly colored corn was obtained by breeding together strong, vigorous red, white, and yellow types, producing a kernel showing stripes of the three colors. Ears are large, grains deep and cob small. Very rich in protein and a good feed for stock. Lb., 15c.

Hickory King.

## White Seed Corn

**BOONE COUNTY WHITE.** (100 days.) Medium late, and in our opinion the best white corn for bottom lands and good soil. The ears are of large size, well proportioned, well rounded at butt and tip. The up to date type has a deep narrow grain giving the largest possible amount of corn to the cob. This variety yielded well even in the past dry season and we cannot recommend it too highly. Lb., 15c.


**DIAMOND JOE'S BIG WHITE.** (100 days.) This is a heavy yielding variety of large white corn. It has proved to be an excellent variety to withstand dry weather and has made fine crops in Kansas and Oklahoma when other varieties made almost nothing. This is due to the very heavy and extensive root system. The ears are from 8 to 12 inches long and have from 16 to 20 rows of deep kernels set on a medium size cob. It will yield as well as any variety on old, poor or hill land and yet there is no variety grown that will yield more corn on rich, strong soil. Lb., 15c.

**IOWA SILVER MINE.** (90 days.) The stalk grows to a height of 7 or 8 feet, and set the ears about three and a half to four feet from the ground. The ears measure from ten to twelve inches in length. They are very uniform in size and shape, sixteen to twenty straight rows of deep, pure white kernels, on a small cob. It is the heaviest yielder we know, having yielded over 100 bushels to the acre. Seventy pounds of ears will make sixty-two pounds of corn. It is entirely distinct and will give satisfaction. Lb., 15c.

**HICKORY KING.** (110 days.) This is an entirely distinct variety amongst the white corn, combining the largest grain with the smallest cob. A single grain will completely cover the cob of an ear broken in half. It is a great yielder, giving more shelled corn to the acre bulk of ears than any other variety. It is satisfied with any kind of soil, and will produce good strong stalks, bearing two, and occasionally three good ears. A good drought resister. We recommend it very highly. Lb., 15c.

## Red Corn

**BLOODY BUTCHER.** (100 days.) This corn resists the drought better than any other variety. Ears long and of perfect shape. Grain deep red, having sometimes a yellow tip. Type is not entirely fixed. Lb., 15c.



Iowa Silver Mine.



## Barteldes Alfalfa

### THE MOST PROFITABLE CROP ON THE FARM

While Alfalfa is being grown very extensively in Kansas, Colorado, Oklahoma, Nebraska and other middle western states, the growing of this excellent crop is still in its infancy in other parts of the country.

As a tame hay plant Alfalfa stands supreme in longevity, yields, feeding value, soil-building and economy, and in adaptability to wide variations of soil and climate.

Alfalfa not only produces a hay crop of from 3 to 10 tons per acre, a valuable seed crop, but at the same time enriches the soil on which it is growing. The United States Department of Agriculture states that in two years Alfalfa adds \$100.00 to the value of every acre on which it grows.

Alfalfa will thrive on almost every kind of soil except a wet one. It is essentially a dry land plant and on wet soils the weeds will get ahead of it. It is interesting to know that Chinch Bugs do not bother Alfalfa.

Alfalfa is sown either in the spring or the fall at the rate of from 15 to 20 pounds to the acre. In sowing Alfalfa it is of greatest importance that the seed bed be carefully and thoroughly prepared. The seed bed should be firm and moist and the surface should be loose, mellow, and very finely pulverized. The entire field should be as smooth as it is possible to make it. Our Free Alfalfa Booklet gives much valuable information about Alfalfa.

Since Alfalfa is an expensive crop to plant and since a stand will last for a good many years it is of utmost importance that none but the very best seed be sown. Cheap seed of inferior quality may result in a poor stand or may bring to your farm a host of vicious weed seeds. We urge that you either buy your Alfalfa from a reliable seed house or else have it analyzed by your experiment station before you sow it.

We were one of the first seed houses to handle Alfalfa and have been buying and selling it in large quantities since 1875. We have men trained in the government laboratory and we know Alfalfa Seed. If you buy our best seed you can rest assured that you are getting the very best seed on the market.

Price of Alfalfa Seed in quantities is given on our Pink List. In small lots it is 35c per pound with parcel post charges extra.

Book on Alfalfa by Hon. F. D. Coburn, 161 pages, 60c. With an order for \$10.00 of field seeds we will give this 60c book free upon request.

## Grimm's Alfalfa

Grimm's is the hardest strain of Alfalfa known in this country. It stools very heavily and the value of this characteristic can hardly be overestimated, as it not only affords immunity from winter losses, but the protected underground buds are less liable to injuries from over-pasturing, or attack from grasshoppers. The spreading crown seems to be associated with a very much branched surface root system, in addition to the deep tap root. This makes surface moisture easily available. Lb., 80c. See Pink List for prices in larger quantities.

### INOCULATE YOUR ALFALFA SEED

Alfalfa belongs to the family of plants which has the power to take nitrogen from the air and store it in the soil.

It does this by means of bacteria which are found on nodules on the roots. These bacteria must be present to enable the plant to take the nitrogen from the air.

These bacteria may be in your soil, but to make sure of their presence it is advisable to apply Inoculator when sowing the seed.

This Inoculator is inexpensive, it is easy to apply and will insure the biggest crop and the greatest increase in soil fertility.

You will find full information about Barteldes Inoculator in another part of this catalog.



Nodules on Inoculated Alfalfa.

## Barteldes Sweet Clover

**MAKES HAY AND PASTURE WHILE  
ENRICHING THE SOIL**

Sweet Clover has been growing wild in the Middle West for a great many years. Up until a few years ago it was considered a weed, but now its good qualities are known and it occupies a very important place in agriculture.

The features or qualities which make Sweet Clover so valuable are: First, the ability to thrive, produce good hay and good pasture on very poor soils; and second, the ability to improve the soil on which it is growing.

Nearly every farm has some land which is too poor to grow alfalfa, corn, wheat or other crops. Sweet Clover is just the thing for such patches. It will make these patches productive and will improve the soils so that after a few years they can grow other crops.

Sweet Clover will stand a great deal of drought and will also thrive in moist soils. Stock do not always take to it at first, but will eat it readily after they once acquire a taste for it. A good way to induce them to eat it is to sprinkle a little brine over the hay.

Although Sweet Clover is very hardy and will thrive in the most unfavorable places it is sometimes difficult to get a good stand.

This difficulty can be overcome by sowing the seed on a thoroughly compacted seed bed with just enough loose dirt to cover the seed and by sowing scarified seed.

Scarifying is done on a machine which blows the seed against a strip of coarse sand paper. This scratches each seed just enough to allow the moisture to enter and cause the seed to germinate.

Sweet Clover has a very hard shell and when the seed is not scarified much of it will lay in the ground before it grows.

Our Sweet Clover is all scarified at no expense to you.

Sweet Clover is sown either in the spring or in the fall at the rate of from 15 to 20 pounds of hulled seed to the acre.

Sweet Clover is a biennial which means that it lives two years. It makes a rapid growth the first season and can be cut for second season it makes hay and pasture and

hay or pastured during the latter part of the summer. The will also bloom and make seed. It dies at the end of the second season, but if it is allowed to do so it reseeds itself and comes up again the following spring.

Sweet Clover is grown very extensively throughout the Middle West. We are right in the heart of the Sweet Clover country and therefore can at all times supply the very best seed at the lowest market prices.

We handle two varieties of Sweet Clover; the Biennial White Blossom and Biennial Yellow Blossom. **WHITE BLOSSOM SWEET CLOVER** (*Melilotus alba*). This is the popular and standard variety. It is a biennial, grows to a height of from 4 to 6 feet, is a very vigorous grower, is extremely hardy and produces abundant pasturage and lots of hay. This is the standard Sweet Clover of the country. **Lb., 30c.**

**BIENNIAL YELLOW BLOSSOM SWEET CLOVER** (*Melilotus officinalis*). This is also a biennial and preferred by some people on account of its earliness. It is about two weeks earlier than the white, does not grow quite as tall and not quite as heavy or as coarse. Do not confuse this with the annual Yellow Blossom which is of very little value. **Lb., 35c.**

### OUR PINK LIST

Prices of Alfalfa, Clovers, Grass Seeds and Grains fluctuate constantly during the season. Our catalog is printed in November and December and in making our prices of field seeds we can do one of three things. Make our prices in the catalog for all season, issue a monthly price list, or issue a price list every few days during the season.

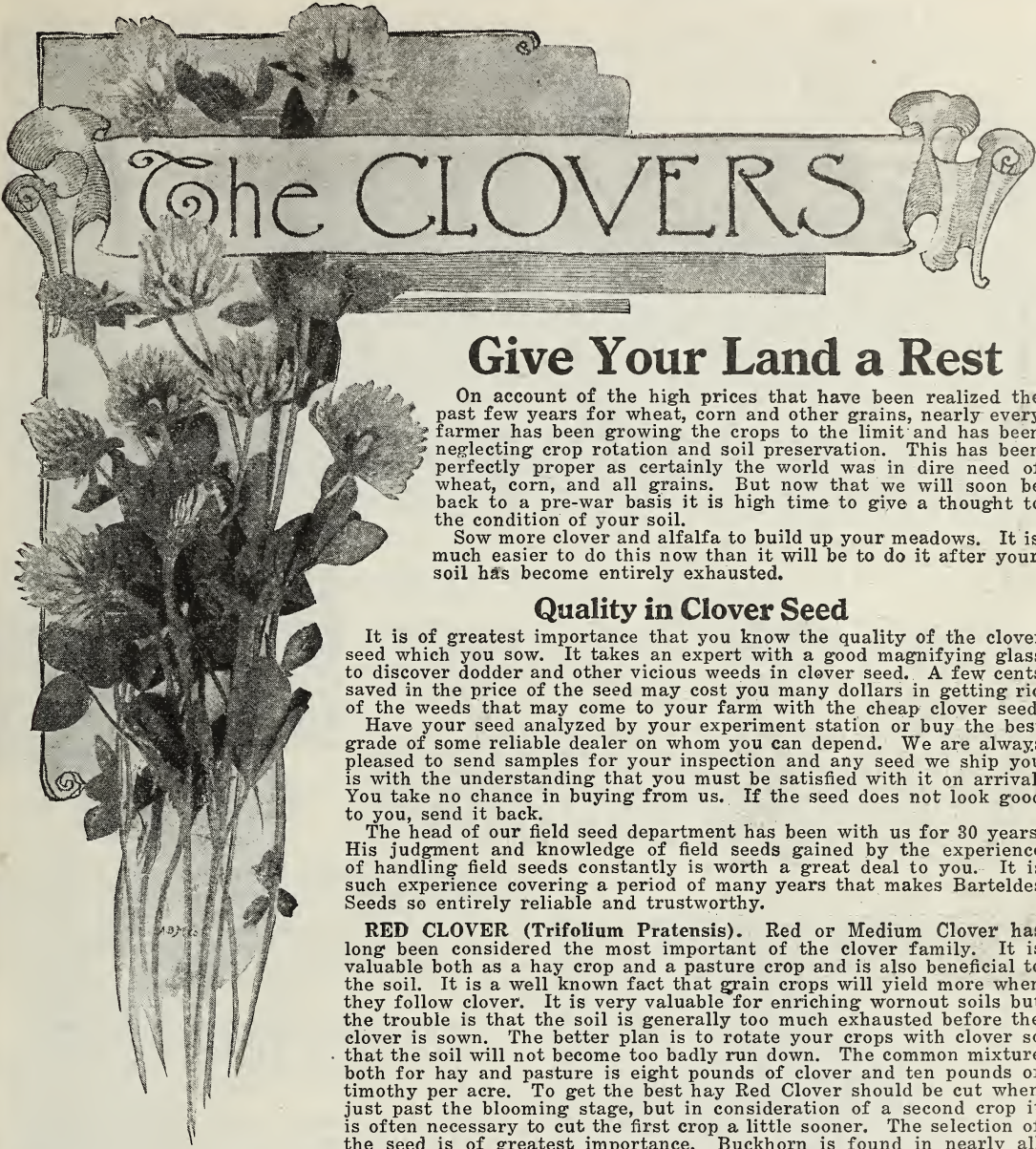
If we were to make the prices in the catalog for all season we would necessarily have to make these very high so as to protect ourselves against advances. If we printed a monthly price list we would have to make these prices high enough to take care of possible advance during the month.

Therefore, in order to give our customers the lowest market prices at all times we issue our Pink List. We can always quote the very lowest prices in line with the market.

To show how this works out in actual practice. Suppose we were printing a list on January 1st and these prices were to hold good for a month. If the price of Alfalfa Seed was \$30.00 on January 1st we would feel compelled to make our price \$31.00 to take care of a possible advance of \$1.00 during the month.

If, however, we are issuing a daily price list we can make our price \$30.00 because we know that if the price advances we can get out a new list to take care of this advance. If, however, the price should decline to \$28.00 by the middle of the month we would issue a new list quoting the \$28.00 price. In this case you would buy your Alfalfa Seed from us at \$28.00, whereas if you were buying from the monthly price list you would still be paying \$31.00.





# The CLOVERS

## Give Your Land a Rest

On account of the high prices that have been realized the past few years for wheat, corn and other grains, nearly every farmer has been growing the crops to the limit and has been neglecting crop rotation and soil preservation. This has been perfectly proper as certainly the world was in dire need of wheat, corn, and all grains. But now that we will soon be back to a pre-war basis it is high time to give a thought to the condition of your soil.

Sow more clover and alfalfa to build up your meadows. It is much easier to do this now than it will be to do it after your soil has become entirely exhausted.

### Quality in Clover Seed

It is of greatest importance that you know the quality of the clover seed which you sow. It takes an expert with a good magnifying glass to discover dodder and other vicious weeds in clover seed. A few cents saved in the price of the seed may cost you many dollars in getting rid of the weeds that may come to your farm with the cheap clover seed.

Have your seed analyzed by your experiment station or buy the best grade of some reliable dealer on whom you can depend. We are always pleased to send samples for your inspection and any seed we ship you is with the understanding that you must be satisfied with it on arrival. You take no chance in buying from us. If the seed does not look good to you, send it back.

The head of our field seed department has been with us for 30 years. His judgment and knowledge of field seeds gained by the experience of handling field seeds constantly is worth a great deal to you. It is such experience covering a period of many years that makes Barteldes Seeds so entirely reliable and trustworthy.

**RED CLOVER** (*Trifolium Pratensis*). Red or Medium Clover has long been considered the most important of the clover family. It is valuable both as a hay crop and a pasture crop and is also beneficial to the soil. It is a well known fact that grain crops will yield more when they follow clover. It is very valuable for enriching wornout soils but the trouble is that the soil is generally too much exhausted before the clover is sown. The better plan is to rotate your crops with clover so that the soil will not become too badly run down. The common mixture both for hay and pasture is eight pounds of clover and ten pounds of timothy per acre. To get the best hay Red Clover should be cut when just past the blooming stage, but in consideration of a second crop it is often necessary to cut the first crop a little sooner. The selection of the seed is of greatest importance. Buckhorn is found in nearly all clover seed and is to be avoided whenever possible. Our best grade is especially selected for purity and can be depended upon. Red Clover will grow on any good corn land and when sown by itself the soil should be put in first-class condition. It can be sown either in the spring or in the fall, but as it is not drought resistant in the early stages the moisture should be conserved as much as possible. It is generally sown broadcast at the rate of 12 to 15 lbs. to the acre. **Lb., 40c.**

**BURR CLOVER** (*Medicago Maculata*). Is used mainly in the Southern States and California. Fills in the season when other forage plants have become dried by the summer heat. Stock of all kinds feed upon the burrs, which contain a large portion of nutritious matter. Sow 15 to 20 pounds per acre in August, September, or October. **Lb., 40c.**

**WHITE CLOVER** (*Trifolium Repens*). White Clover is excellent for pasture and is especially valuable for mixing with Kentucky Blue Grass both for lawns and pasture. A few pounds of White Clover should be in all permanent grass seed mixtures as it helps fill up the bare spots and is very nutritious. White Clover will disappear at the approach of very hot weather but will come back again with rains or reasonable weather. It is very hardy and is a perennial. Sow five to eight pounds per acre. **Lb., 75c.**

#### ABOUT INOCULATION.

The inoculation of Alfalfa and Clovers has been neglected because it has been understood that this was not necessary. Inoculation is not always absolutely necessary, but it is always beneficial and profitable.

Native bacteria may be present in the soil, but if you treat the seed before sowing you are sure to get a strong, thorough inoculation, which means better developed plants and increased yields.

Remember that the increase in yield is ALL PROFIT and it takes but a small increase to yield a handsome profit on the very small investment in Bacteria.

For prices of field seeds see our pink list. Mailed free any time.

## CLOVERS—Continued

### BARTELDES PINK LIST

is Issued Frequently During the Season. Get a  
Late One Before Buying Any Field Seeds.

**ALSIKE CLOVER** (*Trifolium Hybridum*). Alsike Clover is especially valuable for growing on wet or swampy land. If you have a piece of land that is too damp for alfalfa or other clovers or grass sow a mixture of about four pounds of Alsike Clover and ten pounds of Red Top Grass Seed. This will make an excellent crop of hay. Alsike Clover is very hardy, is perpetual, will withstand drought and will not winter kill. About six to ten pounds will sow an acre and as the seed is very fine it should be covered only slightly. For bottom lands needing drainage but not subject to overflow an excellent mixture is as follows: Four pounds of Red Clover, two pounds of Alsike Clover and ten pounds of Timothy. This quantity is for one acre. Lb., 40c.

**CRIMSON CLOVER** (*Trifolium Incarnatum*). An annual variety in common use in Italy and southern France for feeding green. Also largely grown in this country in Virginia. A good portion is now being used in Texas and adjoining states. Two to four weeks earlier than the Red Clover, and for that reason being more desirable. Immense yielder of fodder. Commences to grow at once after cutting and continues to do so until after frost. Height 1 foot; roots nearly black, and blossoms long and of deep carmine color. Makes good hay. Sow in the fall in southern country. Sow 15 pounds to the acre. Lb., 25c.

**JAPAN CLOVER** (*Lespedeza Striata*). Low, perennial, spreading habit. Stands excessive drought well; flourishes on poorest soil in southern states. Sow 15 pounds per acre. It makes a fair hay, and stock eat it readily when green. It is also valuable for turning under as green manure. Sow in spring broadcast at the rate of 30 pounds per acre. Lb., 40c.

**ESPARSETTE or GERMAN CLOVER** (*Onobrychis Sativa*). Perennial, blooms in July. Same family as alfalfa, adapted to light chalky soils, stands gravel and barren regions deficient in rainfall. Shorter lived plant than alfalfa, but will last from 8 to 10 years, according to soil, by judicious top dressing of manure. It is excellent for cows, increasing flow and quality of milk. Would advise early and heavy seeding. Follow with roller. Sow seed 2 inches deep and from 30 to 40 pounds per acre. Lb., 25c.



Alsike  
Clover.

**MAMMOTH SAPLING or PEA VINE CLOVER**. Being a rank grower makes it most valuable for fertilizing purposes. Foliage, flower and stem much darker than common Red Clover, ripens later than the latter, about the time Timothy and Red Top and other grasses ripen, making thereby a much better quality of hay, when mixed with them. Sow 12 to 15 pounds to the acre. Lb., 45c.

### Clovers Add Nitrogen to the Soil

But only when nodules containing bacteria are on the roots. These bacteria take the free nitrogen of the air and put it into such form as to make it available for plant use.

If these bacteria are not present, clovers can do but little toward enriching the soil. To make sure that your clover has plenty of bacteria inoculate the seed with Barteldes' Inoculator when sowing.

#### SEND FOR SAMPLES.

We are especially proud of the quality of our best grade of Clovers and Grass Seeds. If you have not bought any of these seeds from us and are not familiar with this quality let us send you samples.

Just let us know in what varieties you are interested and we will send you samples at once. We are very glad to send these without charge, as we feel sure that if you have the opportunity of comparing our qualities and prices with others we will get your order.

Our Pink List Gives the Latest Prices of Clover Seed.  
It is Sent Free at Any Time.



Roots Showing Clover Nodules.



A Good Productive Hay Field is a Profitable Investment.

## Barteldes Grass Seeds

The Quality in Grass Seed is especially important because you seed a pasture, meadow or lawn for a period of many years. If vicious weed seeds are in the seed you sow they will be in your fields for a long time. Get the best seed even if it costs a little more.

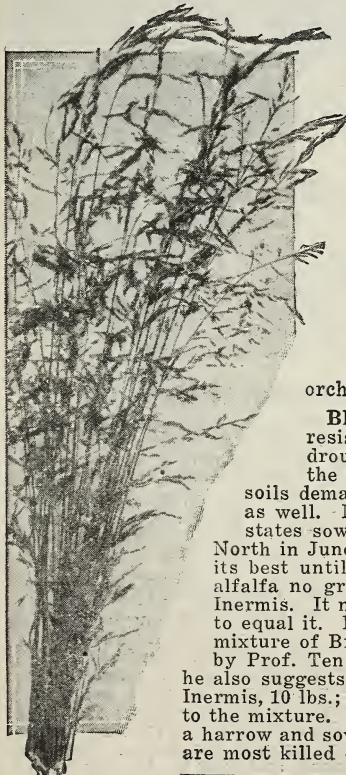
We take special pride in our best seed and we know you would be pleased with it. If you are in any doubt as to the quality of our seed let us send you a sample. Then compare them with others or, better still, send them all to your Experiment Station for analysis.

**KENTUCKY BLUE GRASS.** This has long been the standard grass in America for both lawns and pastures. There are a good many grass mixtures on the market but the base of all the good ones is Kentucky Blue Grass. Nine parts of Kentucky Blue Grass and one part of White Clover make a very good mixture for lawns. Very few people sow Blue Grass thick enough. For lawns one pound should be sown for every 150 square feet or for every plot 10 by 15 feet.

Kentucky Blue Grass thrives best on limestone soil and although somewhat slow in starting it is permanent when once established. When sowing for pasture from 25 to 30 pounds should be sown per acre. **Lb., 35c.**

**ORCHARD GRASS (Dactylis Glomerata).** No farmer should be without a small field of Orchard Grass as in many respects it is superior to all other grasses. It stands the drought, grows well in the shade, does well in wet or poor ground and is splendid to prevent worn out fields from washing. This grass furnishes excellent pasture three weeks before any other, and after close grazing ten days' rest is sufficient for another growth. Cows fed on this will produce more and richer milk than on blue grass. It makes a very heavy sod and when well set remains for many years. It is especially adapted for winter grazing, as it remains green all season. It is well suited to sow mixed with alfalfa; an average of 12 lbs. orchard grass, 6 to 8 lbs. alfalfa seeds. Sow 20 to 25 lbs. per acre. **Lb., 25c.**

**BROMUS INERMIS or HUNGARIAN BROME GRASS.** A wonderful drought resister. A grass for the stock raiser. All cattle like it. This pre-eminent drought-resisting grass stands at the head of all, and is destined to lead as the most satisfactory and valuable forage grass in all localities where arid soils demand a plant with ability to stand the drought. Stands intense cold equally as well. May be sown in autumn with winter wheat, or early spring. In southern states sow in February or March, preparing lands as for other grasses. Blooms in North in June, and earlier in Southern States. Its nature is to stool out, and thus does its best until the second season. It seldom produces seed the first year. Aside from alfalfa no grass has fulfilled the promise to the western farmer better than Bromus Inermis. It meets drought as well as wet and cold, and for Kansas we know of no grass to equal it. Many of our large ranchers are planting it extensively. For hog pasture a mixture of Bromus Inermis and alfalfa, where the latter succeeds well, is recommended by Prof. Ten Eycke of the Kansas State Agricultural College Experiment Station, and he also suggests for large pastures for cattle a mixture of the following per acre: Bromus Inermis, 10 lbs.; Orchard Grass, 8 lbs.; Meadow Fescue, 8 lbs.; Red Clover, 1 or 2 lbs. added to the mixture. For worn out pastures he advises a disc early in the spring, following with a harrow and sow Bromus Inermis on the land, putting most on places where native grasses are most killed out. **Lb., 35c.**



Kentucky Blue Grass.

For prices of Grass Seeds, see our Pink List, mailed free at any time.



## Barteldes Lawn Grass

### BEST FOR QUICK RESULTS

We consider this mixture better than straight Blue Grass. It is made up principally of Kentucky Blue Grass, White Clover, and some other grasses that will grow rapidly and make a good showing immediately. These coarser grasses will also protect the Blue Grass and let it get a good start.

The Kentucky Blue Grass and White Clover will eventually drive out the other grasses and make a

fine lawn. This Sunflower Lawn Grass is made just as good as we know how to make it and we have had forty years' experience with grass seeds.

Full directions as to "How to Make and Care for a Lawn," on each package. Sow 1 pound to 150 square feet.

Put up in neat two colored cartons and in bulk. 1 pound carton, postpaid, 40c; in bulk, not prepaid, 1 pound, 35c; 10 lbs., \$3.00.

### Bermuda Grass (CYNODON DACTYLON)

Bermuda Grass, on account of its wonderful ability to withstand dry weather, is being planted more and more in Oklahoma and the dry sections of other Western States. Kentucky Blue Grass makes the most beautiful lawns in the world but this grass requires abundant water and a great deal of care.

Bermuda Grass will remain green all summer with practically no rain or watering. A lawn of Bermuda Grass here in Lawrence remained bright green all during the drought of 1916 without any watering. It makes a beautiful lawn of a light green color, and when once established requires no care except cutting. It will stand any amount of tramping and makes a very heavy, dense mat.

Part of the lawn of the Capitol Building at Topeka is planted to Bermuda Grass. The Kansas Farmer writes of this as follows:

"Mention has several times been made in Kansas Farmer of the Bermuda planted in the lawn of the State Capitol here in Topeka. The planting was done a year ago last spring. Apparently a considerable number of the plants were killed last winter. However, the grass came on this spring and at this writing (September after the extremely hot and dry summer of 1913), the plots are thickly covered. These are the only green plots in the four blocks composing the State House lawn. The Bermuda has not been watered. The remarkable manner in which the Bermuda thickened after having suffered much from the rigors of last winter and the manner in which it has kept green demonstrated to us the possibilities of practical value of Bermuda Grass for this section of the state."

Bermuda Grass can be started by sowing the seed at the rate of from 3 to 5 pounds per acre or by setting out the roots. Neither should be done until the soil is warm. The roots should be set about 18 inches apart and then watered frequently for about

six weeks. After they get a good start they require no artificial watering.

It is a valuable grass to grow over and bind the most arid soil. It is valuable for pasture and also as hay crop. Price of seed, 65c per lb. Roots, 2 bu. sack, \$2.25.

### Italian Rye

(*Lolium Italicum*.) Surpasses the perennial rye grass in earliness and nutrition and rapid growth. Indispensable for alternating. Lasts only two years, and of no use for permanent pasture. Particular as to soil, a moist, tenacious, fertile and of medium consistency being considered the best. On such it is considered one of the best grasses cut green. Sow 30 to 40 pounds to the acre. Lb., 29c.

### Tall Meadow Oat

(*Avenue Elatior*.) The roots of this descend deeply into the sub-soil, enabling it to withstand a protracted drought, and it is green all seasons of the year. Its early growth in spring makes it equal to rye pasture. It grows quickly after mowing, giving a denser and more succulent aftermath than any of the present popular cultivated grasses. Sow broadcast, 25 to 30 pounds of seed to the acre. Lb., 45c.

### Perennial English Rye

(*Lolium Perenne*.) While this has long been highly esteemed in Europe and Australia, it has but recently been recognized by our western ranchers: It is worthy of all the praise given. As a pasture grass it grows thick and withstands drought reasonably well. We have reports of its success as far south as Mexico City and in the far west, also in Old Mexico it is used extensively for lawns. Our new crop is carefully cleaned, and may be depended upon. For pasture sow in spring 25 to 30 pounds to the acre. For lawns 60 to 75 pounds to the acre. Lb., 20c.




## Timothy

(*Phleum Pratense*). As a crop of hay Timothy is probably unsurpassed by any other kind of grass. It is greatly relished by all kinds of stock, especially horses; yields more nutritious matter than any other forage plant or grass. Being an early grass it is well adapted to spring and summer grazing, too. Sow 10 to 12 pounds to the acre. It is commonly sown with Red Clover at the rate of ten pounds of Timothy and eight pounds of Clover to the acre. Lb., 15c.

## Meadow Fescue or English Blue Grass

(*Festuca Pratensis*). Especially adapted for permanent pasture. Grows 2 to 3 feet high, but not in tufts like orchard grass. Earliest and most nutritious of grasses. Makes good hay; cattle thrive on it whether in dry or green state. Succeeds even on poor soils, and as the roots penetrate deeply from 12 to 15 inches, it takes extremely dry weather to affect it. Will stand more freezing than any other variety, and yields an abundant crop of seed. Heretofore has been sown to but a limited extent, but the area is rapidly increasing. Sow 15 to 20 lbs. per acre. Lb., 35c.



Timothy.

## Red Top Grass

This is especially valuable for sowing on sour or acid soils, swampy or meadow lands liable to overflow, and also on soils that are not rich enough for Timothy and other grasses or clovers. Mixed with Alsike Clover it makes a fine crop of hay or excellent pasture. Red Top makes a very dense sod that will stand trampling and will continue to grow for a longer time during the year than almost any other grass. On good soil it will grow two feet high, but it should be fed close, as when it grows up to seed cattle do not like it. On land that is too wet for other crops sow ten pounds of Red Top and four pounds of Alsike Clover to the acre. Fourteen pounds of solid seed should be sown per acre and it may be sown either in the spring or in the fall and with or without some small grain as a nurse crop. To make the best quality of hay it should be cut when in full flower. It is more easily cured than any other grass. Lb., 25c.

## GRASS SEED MIXTURES FOR PASTURES

As we are often asked for information as to making up mixtures for pasture, we give below some mixtures as suggested by competent authorities. No doubt one of these will be suited to your climate and soil conditions.

| Eastern Oklahoma             | Western Oklahoma              | Missouri                      | Rocky Lands of Southern Missouri |
|------------------------------|-------------------------------|-------------------------------|----------------------------------|
| 5 lbs.....Ky. Blue Grass     | 4 lbs..... Bermuda Grass      | 10 lbs..... Ky. Blue Grass    | 10 lbs..... Orchard Grass        |
| 2 lbs..... Bermuda Grass     | 5 lbs..... Brome Grass        | 6 lbs..... Timothy            | 8 lbs..... Timothy               |
| 4 lbs..... Timothy           | 2 lbs..... Timothy            | 4 lbs..... Red Clover         | 4 lbs..... Red Clover            |
| 6 lbs.....English Blue Grass | 5 lbs..... Orchard Grass      | 2 lbs..... Alsike Clover      | 1 lb..... Alsike Clover          |
| 4 lbs..... Red Clover        | 4 lbs..... English Blue Grass | 2 lbs..... White Clover       |                                  |
| 2 lbs..... Alsike Clover     | 2 lbs..... Red Clover         |                               |                                  |
|                              | 2 lbs..... Alsike Clover      |                               |                                  |
| Eastern Kansas               | Western Kansas                | Irrigated Pasture             | For High Altitudes               |
| 10 lbs..... Ky. Blue Grass   | 10 lbs..... Ky. Blue Grass    | 5 lbs..... Brome Grass        | 10 lbs..... Brome Grass          |
| 4 lbs..... Red Top           | 5 lbs..... Brome Grass        | 6 lbs.....Kentucky Blue Grass | 5 lbs..... Meadow Fescue         |
| 4 lbs..... Timothy           | 2 lbs..... Timothy            | 7 lbs...Perennial Rye Grass   | 5 lbs..... Red Top Hulled        |
| 6 lbs... English Blue Grass  | 2 lbs..... Orchard Grass      | 6 lbs..... Hulled Red Top     | 5 lbs..... Alsike Clover         |
| 4 lbs..... Red Clover        | 5 lbs...English Blue Grass    | 3 lbs..... Orchard Grass      | 5 lbs..... Timothy               |
| 2 lbs..... Alsike Clover     | 5 lbs.....English Blue Grass  | 2 lbs..... Red Clover         |                                  |
|                              | 4 lbs..... Red Clover         | 2 lbs..... Alfalfa            | Dry Light Sandy Soil             |
|                              | 2 lbs..... Alsike Clover      | 3 lbs..... White Clover       | 8 lbs...Kentucky Blue Grass      |
|                              |                               |                               | 16 lbs..... Meadow Fescue        |
|                              |                               |                               | 10 lbs..... Brome Grass          |
|                              |                               |                               | 2 lbs..... White Clover          |

THE ABOVE QUANTITIES ARE FOR ONE ACRE.



## Sudan Grass

**IT LAUGHS AT DROUGHTS AND REJOICES  
WHEN IT RAINS**

We know of no plant which has grown so rapidly in popularity as has Sudan Grass. This was introduced into this country through the courtesy of the Sudan Government at Khartown, Africa. It proved itself well adapted to drought and in a few years became one of our staple and dependable crops.

In 1915 there were approximately 20,000 acres of Sudan Grass in Kansas. In 1919 this had increased to 108,644 acres yielding hay worth \$2,816,702.75.

Sudan Grass is a tall, leafy annual grass of the sorghum family. Being a native of a hot dry climate it is naturally adapted to the relatively dry conditions of the Middle Western States. It is adapted to practically all soils except those which are very wet and poorly drained, or those which are extremely alkaline or extremely sandy.

It does best on well drained rich to sandy loams, but inasmuch as it sends out an extensive root system it is profitable on thin, poor upland soils.

Sudan Grass is not a legume and therefore does not add nitrogen to the soil, but its extensive fibrous root system does add considerable organic matter.

As it is annual it can be used in any ordinary farm rotation and as it matures quickly it is a very valuable catch crop and especially valuable as an emergency crop. It can be planted in Kansas as late as July 15th and therefore can be put on land where corn, kaffir, or other small grains have failed.

Sudan is primarily a hay crop. It cures very readily and the hay is of fine quality. At the Kansas State Agricultural College the yield for two years averaged 4 tons of Sudan, 4 tons of Kansas Orange Cane and 2.8 tons of Millet. The Sudan hay is similar in composition and value to that of Millet, Timothy, or Sorghum hay. Cattle, horses, and sheep, eat it greedily with no waste and it is reported that horses and mules of Western Kansas stand their work better when fed Sudan Grass than when fed Alfalfa Hay.

Each year more and more farmers are using Sudan Grass as a summer pasture with good results. At certain stages of its growth the plant is known to contain prussic acid, a poison which in sorghums has often caused the death of cattle. Few losses have been reported but care should be taken when cattle are first turned into a Sudan-Grass field. At Dodge City, Kansas, three acres kept an average of 20 cows in good condition in a dry summer and when the cows were changed from native pasture to Sudan Grass they showed a gain of 3.2 pounds of milk per day.

The planting of Sudan Grass seed should be delayed until the soil is thoroughly warm. Sorghum planting time or a little later is about right for Sudan.

When planted for hay or pasture the best method is to plant from 15 to 25 pounds to the acre with a grain drill. The amount of seed depends on the soil, climate, and rainfall. When planted for seed production the best results are obtained by planting

from 2 to 4 pounds to the acre in rows forty and forty-four inches apart. This can be done very easily by using the ordinary corn planter with a milo plate.

The ground on which Sudan is planted should be in good condition at planting time. This is very important because Sudan grows very slowly the first three weeks. When Sudan is planted with a grain drill no cultivation is necessary and when planted with a corn planter the corn-cultivating machinery should be used.

Sudan Grass under average conditions yields two cuttings of hay each season. Under favorable conditions three cuttings are sometimes secured.

The ordinary mower offers the best means of harvesting Sudan when grown for hay. It cures readily and small dews or light showers do not injure it. It seems that the best time to cut Sudan for hay is as soon as it begins to head.

In growing for seed it is usually more profitable to harvest the first crop for seed and the second for hay. The common way of harvesting Sudan in cultivated rows is with an ordinary corn binder. The crop should be shocked in the field and allowed to cure thoroughly before threshing. Threshed Sudan Grass is good roughage and adds considerable value to the seed crop.

Sudan Grass when nearly mature makes good ensilage, but as it cures so readily it is recommended to feed Sudan for hay and use corn and sorghums for ensilage.

We have been growing and selling Sudan Grass seed for several years and can at all times supply the very best seed at the lowest market prices.

**JOHNSON GRASS (Sorghum Halapense).** We find this grass winter kills in the Northern States. A perennial, a rapid grower with long cane-like roots; the leaf, stalk, and pinnacle of this grass resembles those of sorghums. It is grown on any land where corn will grow. Ten pounds will sow an acre. **Lb., 25c.**

Johnson Grass cannot be sold in Oklahoma. See Pink List for prices of all Grass Seeds.

# Millet

Millets are important both as forage plants and as a source of food for man. In nearly all parts of the world they take a prominent place among forage crops, and it is estimated that they feed about one-third of the inhabitants of the globe. Between 35,000,000 and 40,000,000 acres of Millet are grown annually in India, and Japan alone uses about 35,000,000 bushels of seed each year for human food. Korea, China, and other Asiatic countries also use enormous quantities for food.

In this country there are some sections where the growing of Millet for seed is of prime importance. In general, however, Millet is used in this country as a catch crop and for this purpose it is a very valuable variety, as it can be sown quite late and still make an excellent crop of hay. By sowing Millet a farmer can often utilize a piece of land which would otherwise be idle. It is also an excellent thing to grow on foul land to get rid of weeds.

**COMMON MILLET.** One of the earliest and most widely cultivated varieties of Millet. It is the hardiest of the common varieties, enduring drought the best and giving better returns on poor soils. It makes a good quality of hay. Per lb., 10c.

**GERMAN MILLET.** Introduced into this country in the early seventies. It makes an enormous yield of fodder and a heavy yield of seed but should have favorable conditions. Therefore, a very desirable variety for regions of sufficient rainfall. Per lb., 10c.

**SIBERIAN MILLET.** A very early variety especially adapted to the Northern States. It is hardy, withstands drought well and makes excellent hay. Per lb., 10c.

**MANITOBA or HOG MILLET.** The seed is very rich and thus especially valuable as a hog food. A very much prized peculiarity of this millet is that the seed ripens while the stem is yet green, thus if cut promptly can be threshed for the seed, while the



German Millet.

hay, after being threshed, will make excellent fodder. Sow same as other millet. Lb., 10c.

**JAPANESE MILLET** or "BILLION DOLLAR GRASS," as it is sometimes called, is of recent introduction, and great claims are made for it as to productiveness and value as a forage plant. Prof. Brooks, of the Massachusetts Experiment Station, is quoted as saying: "At our station it produces 60 bushels of seed, 11,297 pounds of straw, 36,000 pounds of green fodder, 12,000 pounds of hay per acre, being superior to good corn fodder in feeding for milk, and in combination with the soja bean makes a very superior ensilage." Recommended highly for feeding dairy cattle, young stock and sheep, being very rich in nutritious elements. If sown in the latter part of April will be ready to cut for hay by the middle of July. Attains a height from 5 to 7½ feet according to season. In drills plant 10 to 12 pounds per acre; broadcast 15 pounds per acre. Lb., 15c.

**PEARL MILLET** or **PENCILLARIA.** Immensely productive, 25 tons per acre. A native of Central America. It is an annual plant having long, broad foliage, and if allowed to develop fully will attain a height of from 10 to 12 feet, and bear numerous heads from 9 to 20 inches in length and 1 inch in diameter, completely covered with thousands of seeds, much relished by poultry. It is of rapid growth, throwing out from one plant numerous suckers, and if cut as soon as it reaches the height of 2 or 3 feet, it can be mowed from 4 to 6 times, according to the latitude, and yields several tons of hay to the acre. If allowed to grow 6 or 7 feet high, and cut when the flower heads begin to develop, it will yield the heaviest crop per acre of any plant now in civilization. For feeding it is equal to any fodder, and is relished either green or dry, by all kinds of stock. Lb., 25c.



## White Wonder Millet

The most striking feature of White Wonder Millet is the size of the heads. The heads of this variety will run from eight up to eighteen inches and a single head will have as many as 15,000 seeds. The head shown in the illustration measured just twelve inches when straightened out.

The yield of White Wonder Millet is very heavy and this variety will yield fully half again as much as Golden Millet and some growers state that it will outyield other millets three to one.

Another very desirable feature is its earliness. White Wonder Millet is much earlier than Golden Millet and almost as early as Siberian Millet.

The foliage is very heavy and the leaves broad, resembling those of corn. It produces an immense amount of excellent fodder which cures very readily. Per lb., postpaid, 15c.

The cutting of foxtail millets should never be delayed until the seed has begun to ripen, particularly if it is to be fed to horses. Prof. Chilcott of South Dakota says that the best time to cut millet for hay is when the majority of the heads have distinctly appeared.

One of the best methods of curing the hay is to allow the grass to be in the swath until partially dry, then gather into cocks and let stand until thoroughly cured, after the manner of curing alfalfa and clover.

## Broom Corn

The growing of Broom Corn has been very profitable the last few years. It can be grown in almost every part of the United States as it requires only about three months of good growing weather and any good corn soil will grow broom corn. The light sandy soils produce the finer and tougher brush.

Broom Corn should not be planted as early as corn, as cold soil will cause the seed to rot in the ground. In Oklahoma, Missouri, and Kansas, it is commonly planted in May, and in Illinois from the middle of May to the middle of June.

Planting is done in drills from three and one-fourth to three and one-half feet apart for standard varieties and three feet for dwarf varieties. The plants should be from two to three feet apart in the row. Extreme care should be taken to get the seed planted properly. Cultivation should be commenced early and repeated frequently to keep the weeds from getting ahead of the slow growing young plants.

Broom Corn should be harvested when in bloom, as this gives brush of the desirable green color. In Oklahoma the dwarf broom corn is harvested by going through the field several times and pulling the ripened each time. Tall or standard broom corn is harvested by a method called tabling.

The various processes of cutting, hauling, threshing, drying, and preparing the brush for market require considerable knowledge and experience. A person therefore should grow broom corn on a rather small scale at first or else get full information on the handling of this crop.

**THE OKLAHOMA DWARF BROOM CORN.** Originated in Oklahoma. Most valuable strain grows here and in the Southwest. Quite distinct from all others in earliness. Of robust habit and extreme productiveness; brush long and well fibered, and is a drought resister. On new breaking it does splendidly, leaving the ground in prime order for fall wheat crop, only slight discing needed to prepare for seeding. Averages five feet in height, making it convenient for pulling brush. It is a great yielder; one of our Oklahoma growers reports several fields yielding one to three tons fine, long brush;

seeds may be left to ripen on brush without injury to latter, removing danger of heating from immature seed bins. Stalks make excellent fodder if cut at once after brush is pulled.

**BLACK JAPANESE BROOM CORN.** See under Novelties.

**IMPROVED EVERGREEN.** This broom corn grows about 8 to 10 feet high, stands up well, and is entirely free from crooked brush. The fiber is long and fine. Its great value is that it will not get red in the field before it is cut, but is strictly a green variety of brush, commanding high price.

### HOG PASTURE

An excellent hog pasture can be secured by broad casting six pounds of rape to the acre as early as the ground is in good condition. Immediately thereafter follow with a drill putting in a bushel of Oats and seven pounds of Red Clover.

If the season is favorable this mixture should be ready for pasture in early June but it should not be pastured before the Rape is a foot high. Hogs are likely to kill Rape if they are turned in too soon or if they strip all the leaves from the stem.

If this pasture is not eaten down too closely it should last about five months with a good chance of the Clover coming up next spring. Such a pasture should ordinarily support one sow and nine pigs to the acre.

## Dwarf Essex Rape

Dwarf Essex Rape has long been the main standby of the English farmer in raising choice mutton and it should be more generally planted in this country.

In the northern states it can be used as an all season crop, but in the middle and southern states it is best for late summer and fall planting.

It makes excellent pasture for hogs, sheep, and cattle. It is especially valuable for feeding young lambs at weaning time. Hogs do not bloat on it but care should be taken in turning sheep and cattle on to it. It is a good plan to give them a full feed of grain before letting them into the rape.

Rape will endure severe cold weather and will last a long time after the ordinary pasture grasses succumb to frost. It is a rank grower and will stand heavy manuring and high cultivation. Poultry men will do well to sow a small patch for their chickens. Sow it on wheat stubble for fall pasture.

Dwarf Essex Rape may be sown either broadcast or in rows. Drilling in rows has many advantages as cultivation increases the yield, conserves the moisture and keeps down the weeds. There is also less waste in pasturing as the animals are inclined to follow the rows and not tramp on the plants.

In sowing small pastures the ordinary garden drill is very satisfactory and for large fields a grain drill with some of the feed hoppers closed up may be used. If sown in drills it takes from three to five pounds and if broadcast from five to ten pounds to the acre. Try some dwarf Essex Rape in the fall. You will find it very profitable. Lb., 15c; 10 lbs., \$1.40.

## Teosinte

Recommended as the most prolific forage plant yet introduced. The stalks containing much saccharine matter, are very nutritious. Can be cut several times during the season, yielding enormously. The warmer the climate the better it yields. Should not be planted until soil is perfectly warm in the spring. 4 pounds of seed to the acre. Plant in drills three feet apart and two or three seeds every 12 inches in drill. Lb., \$1.00.



Dwarf Essex Rape.

# Saccharine Sorghums

The different kinds of cane or sorghum are planted very extensively for making syrup and also for fodder. The fact that cane will make a crop with very little attention leads many farmers to neglect it. The proper preparation of the soil and proper cultivation will pay with cane the same as with other crops.

For best yields there must be a firm seed bed obtained by plowing the land early in the fall and harrowing or disking to keep down the weeds until seeding time. Such preparation allows whatever vegetation there may be in the soil to decay and leaves it in best tillable condition.

Cane should be planted soon after corn when the soil is thoroughly warm. In planting for syrup production, sorghum should be planted in rows from 3 to 3½ feet apart. Seeding should be done so that the plants stand from 4 to 6 inches apart in the row and to do this requires from 2 to 4 lbs. of seed to the acre. Cane is often not cultivated but careful cultivation will increase the yield to a considerable extent.

When harvesting for syrup making the best stage for cutting is just before the hardening of the seed. Earlier than this the cane is too green and the syrup will have an unripe taste. If cut when the seed is too hard the juice is said to be difficult to clarify and the flavor of the syrup is not good.

For fodder or forage cane is planted broadcast or in rows. Drilling in rows is generally recommended. The amount of the seed planted should be governed by the amount of moisture in the soil at planting time and the rainfall during the growing season. A forage crop is not expected to produce much grain and the stalks should stand thick enough on the ground to produce fine—not coarse—fodder. At the same time, it must be remembered that a certain amount of moisture will care for only a certain number of plants.

Too thick planting has resulted in more disappointments in yields of forage than any other cause. Thousands and thousands of acres of cane and kaffir literally burn up every year because there are two or three times as many stalks on the ground as the moisture could support. Drilling of a bushel or more of cane or kaffir in western Kansas is disastrous for every year except the unusually wet one. The seeding of one and a half to two bushels on the uplands of eastern Kansas will generally result in a poor yield.

Since no man can tell what the weather will be, it is a good plan to guard against dry weather by not planting too heavily.



## Plant Sorghums for Silage

As a silage crop sorghum is more productive than corn, regardless of rainfall, soil, elevation or length of growing season. The feed value is approximately the same as corn.

The result of a five year test at the Kansas State Agricultural College was as follows: Average yield of silage, Sweet Sorghum, or cane, 18.02 tons per acre; corn, 11.81 tons per acre; Kaffir Corn, 11.88 tons per acre. This shows the yield of sorghum or cane to be 50% greater than Corn or Kaffir.

**Texas Seeded Ribbon Cane.** One of the best varieties for making syrup and used extensively for that purpose. One of the most popular syrup sorghums in the South.

**Japanese Honey-Drip.** Another large, leafy sweet sort which makes a heavy yield of forage and syrup.

**Black Amber.** The old standard variety especially adapted to the states north of Kansas where early maturity is of importance.

### Orange Cane.

**Red Amber.** A comparatively new variety brought from Australia. A little later than the Black Amber but more leafy and sweeter.

**Kansas Orange.** A heavy yielding variety grown for forage, silage, seed, and syrup. It is rather late in maturing seed as it takes from 100 to 110 days.

**Red Top or Sumac.** Grown very extensively in Texas, Oklahoma, and south-western Kansas for fodder. The plants are stocky, very leafy, and sweet. The seeds are small and therefore a bushel will plant a larger acreage.

**Sourless.** A variety in Western Kansas. It is similar to the Kansas Orange, not quite so sweet, but less likely to sour.

**Freed Cane.** It resembles amber sorghum in appearance of stems, leaves, and heads but differs in that the heads are not as juicy and only slightly sweet. Unlike the sweet sorghums, the seeds do not contain tannin, and hence are good feed for stock. The seeds have a chalky white color and the seed hulls are yellowish white and nearly enclose the seed. Freed sorghum matures in from 70 to 90 days and is therefore well adapted for short seasons and late plantings.

## Kaffir Corn

Farmers of the west and middle west, where the annual rainfall is below thirty inches, should plant more Kaffir Corn, Milo Maize, Feterita, and less Corn.

The records of the Kansas State Board of Agriculture show that for the past eighteen years the average value of corn per acre was \$9.54 and of Kaffir, \$12.88. In 1918 the returns on Kaffir were \$23.54 per acre as compared to \$10.34 per acre for corn.

Mr. John Fields, Editor of the Oklahoma Farmer, has formulated a safe system which every farmer in the west and southwest could profitably adopt with modifications to fit local conditions.

"Corn should be planted only on lands which have yielded not less than twenty-five bushels of corn to the acre at least one year in the last five.

Every acre of rich, well drained land, which does not overflow frequently, or for long periods of time should be put in alfalfa as soon as possible.

The smooth tillable uplands and prairies should never be planted to corn. They should instead be planted to Kaffir, Milo, or some other variety of sorghum for a sure crop of grain for feed or sale and for filling silos and for providing rough feed; to peanuts and cow peas for feed, and forage and soil improvement; and to cotton, wheat, oats, and broom corn for cash crops wherever soil and climate are suitable."

A good seed bed for corn will prove a good bed for Kaffir. The field should be prepared with these objects in view: To store and conserve moisture, to permit of deep rooting by the plant, and to free the ground from weeds. The cultivation should be effective in conserving moisture.

When grown in rows for the maximum yield of both grain and fodder, 6 to 8 pounds to the acre in 3½ foot rows are desirable, although this quantity is frequently reduced to 3 or 4 pounds. Thin planting, however, produces coarse stalks which are not readily eaten by stock and a small number of large heads which yield less grain than the large number of small heads resulting from thicker seeding. When the crop is to be harvested by hand thin planting is desirable. For hay and pasture it should be much thicker—one-half to one bushel to the acre in rows or drills and one to two bushels in broadcast seeding.

In Kansas, Oklahoma, and Texas, the common method of planting Kaffir is by listing. This plants the seed at the bottom of a furrow several inches below the level of the field. This furrow is filled by the first two cultivations. This puts the root system farther below the surface and the plants are said to be better able to resist drought. Listing also affords the young plants protection from the strong winds and blown sand.

In surface planting the ordinary corn planter with special sorghum plates may be used or enough of the holes in a grain drill may be stopped up to give the desired distance.

When the crop is desired for hay or pasture good results can be secured by sowing the seed with a grain drill with all holes open or by broadcasting.

**PINK KAFFIR CORN.** (See under Novelties.)

**WHITE KAFFIR CORN.** It makes a straight upright growth and has a strong stem with enormous wide leaves. The stalks keep green and are brittle, making excellent fodder, either green or dried, which is highly relished by cattle and horses. The heads form at the top of each stalk. For the grain sow in rows 3 feet apart, 3 to 5 pounds of seed to the acre. For fodder sow one-half to one bushel, either broadcast or in drills. **Lb., 10c.**

**SCHROCK KAFFIR.** (See under Novelties.)

**RED KAFFIR CORN.** This grows taller than the white; the stalks are more slender, but more juicy and leafy. The heads are long, slender, compact, and grow very erect; they measure from 8 to 15 inches. The seed is red, smaller than that of the white, and rather hard and brittle. It does well on poor land and yields well. It ripens a little earlier than the white variety. It is highly recommended by the Kansas Agricultural College at Manhattan. **Lb., 10c.**

**DWARF BLACK WHITE KAFFIR CORN.** The value of the Dwarf Kaffir over the tall is apparent. In the first place the Dwarf Kaffir can be harvested with a grain header. By being able to harvest Kaffir in this manner a considerable saving in labor is effected. In the second place plants of dwarf stature expose less surface to the sun, and therefore can get along with less water. **Pkt., 5c; lb., 10c.**

**FOR PRICES OF FIELD SEEDS, SEE OUR PINK LIST.  
MAILED FREE AT ANY TIME.**



Field of Kaffir Corn.

## Milo Maize

Dwarf Straight Neck Milo resists drought as well or better than Kaffir and has the advantage of maturing quite a bit earlier. In the western third of Kansas when the rainfall is less than 20 inches, Milo has been found to be more reliable than Kaffir. A farmer in northwestern Kansas in 1913 planted 200 acres of Milo which yielded 25 bushels to the acre and 320 acres of corn which yielded less than 5 bushels to the acre. He wrote that this proved to him that Milo was a better crop than corn for western Kansas.

Milo is planted, cultivated, and handled, like Kaffir but having a softer grain should be planted a little later.

When grown in rows the crop of Milo, and also Kaffir, is ordinarily harvested with a corn binder and put in large shocks to cure. It can later be threshed for grain or fed as fodder.

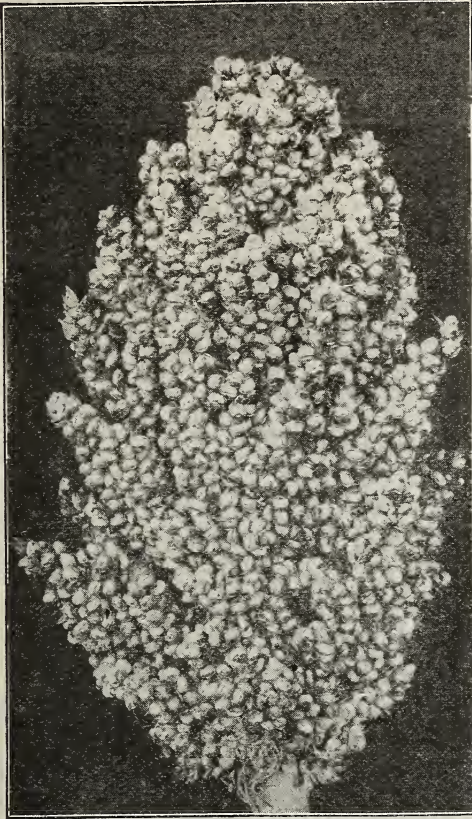
When the fodder is not desired the heads may be removed by hand with a knife or by a special header attached to the wagon box. When the crop is harvested in this way the heads should not be thrown in piles unless they are thoroughly dry as they heat quickly if at all damp or green.

### Dwarf Straight-Neck Milo

The Original Stock Seed was obtained from the U. S. Department of Agriculture and has been carefully selected and acclimated. It differs from the standard Milo Maize in being dwarfed, growing from 3 to 5 feet high according to the amount of rainfall, and it is straight-necked. The advantage of this straight-necked feature is apparent in gathering, feeding and cutting the heads.

This strain is earlier than Kaffir Corn and Standard Milo Maize. The yield is from 40 to 100 bushels per acre. This will stand great drought and for this reason is admirably adapted to dry land farming.

While our stock is especially selected for straight necks, owing to the constant tendency to revert to the crook-necked type, there will be a few crook-necked in the field. Lb., 10c.



Dwarf Straight Neck Milo Maize.

### Crook Neck Milo

A heavy yielder of both grain and fodder. Resistant to drought and an excellent variety. Lb., 10c.

### Jerusalem Corn

(White Durra)

It is pronounced the best and surest grain crop for dry countries and seasons, even better than Kaffir Corn, Dourrha and Milo Maize. It grows about five feet high, makes one large head on main stalk and several smaller heads on side shoots. Have seen as high as eight heads on one plant. The grains are pure white, and nearly flat. Three pounds will plant one acre. Lb., 20c.

### Shallu

This non-saccharine sorghum came originally from India, where it is extensively

cultivated under the name of Shallu. It is frequently called California Rice Corn, California Wheat and Egyptian Wheat.

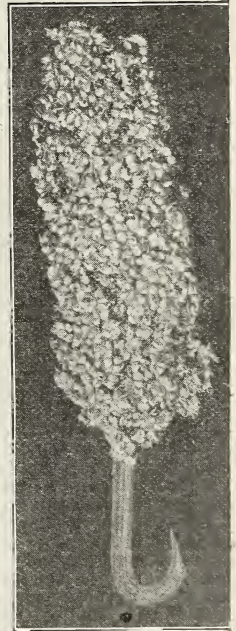
It came to us from California some 10 or 12 years ago. It is an excellent variety, but is not well known.

It grows quite tall and stools out from the roots, a single grain producing from three to six stalks. The heads are similar to broom corn heads and are well filled with large, plump, round white seeds. It makes a lot of fodder and is quite drought-resistant.


It makes excellent feed for horses and cattle, and for chicken feed there is nothing better.

It should be sown in rows three feet apart, sowing 3 to 5 pounds per acre.

If sown for fodder only it can be sown broadcast at the rate of about 20 to 50 lbs. per acre. Every farmer should try some Shallu, and especially if he raises chickens. Lb., 20c. Postage 5c per lb. extra.



Jerusalem Corn.



Shallu or Egyptian Wheat.

## Cow Peas

**Improve the Soil—Fine Fodder—Excellent Ensilage—  
Proof Against Chinch Bugs.**

Cow Peas belong to the same family as clover and taking the nitrogen from the air they have the same ability to improve the soil. The decaying roots and stems add to the soil and the whole vine can be plowed under for fertilizer.

Cow Peas have many uses. They make fairly good human food, they make good pasture, can be fed green, make fine hay, make excellent ensilage especially when grown with corn, and improve the soil at the same time.

Cow Peas are very easily planted and easily grown. They are tender, however, and should not be planted until the ground is thoroughly warm. For fertilizer, pasture, or hay crop they should be planted broadcast or better still drilled in with a grain drill planting about a bushel of seed to the acre. If they are being raised for seed they should be planted in rows about thirty-six inches apart and cultivated two or three times.

Cow Peas will grow on almost any soil and they are valuable for planting on thin land as they will make a good crop and also improve the soil.

Cow Peas are generally planted either broadcast or in drills by themselves and can be planted on wheat land after the wheat is taken off. Another common practice is to plant Cow Peas in between the rows of corn after the corn is laid by. It is rather difficult to cut the Peas and Corn when planted in this manner and the Cow Peas are therefore generally pastured off in the fall.

The very best forage or ensilage is obtained by planting corn and Cow Peas together in the row. This should be done at late corn planting time when the soil is good and warm. The corn should be about 12 to 14 inches apart in the row and the Cow Peas 4 to 6 inches. This can then be cut with a binder.

Chinch Bugs will not eat Cow Peas. They will starve to death in a field of it. The Whip-poor-will and the New Era are the common varieties and the New Era is especially recommended for the Middle West.

New Era. Lb., 10c.

Whip-poor-will. Lb., 10c.

## Soy Beans

The Soy Bean is a legume, and in nutritive value is equal to red clover. As a soil improver, it is excellent. This plant will grow on a wide variety of soils, but the richer the soil the larger the yield of forage. Prepare the soil the same as for corn. Drill the Soy Beans in, from three pecks to a bushel and a half of seed per acre, after corn planting time. The heavier seeding is where the crop is grown for hay or pasture. A common drill can be used with the oat feed opened, and enough of the holes stopped up to give the proper distance between rows.

Cultivate the Soy Beans with a weeder before they come up. When the rows are wide enough apart, use the cultivator. When the crop is grown for seed, several cultivations should be given.

Harvest Soy Beans intended for hay as soon as the pods begin to form; for silage, allow plants to come as near maturity as possible without dropping their leaves. Put in the silo with corn. When intended for seed, harvest before the beans are mature or they will shatter badly. Handle when the dew is on.

Use an ordinary mowing machine with a side delivery attachment except where intended for silage, when the self-binder makes the best implement, the bound bundles being easy to handle. For hay, handle as little as possible. Leave in the swath one or two days, then put in small cocks until cured. For threshing the seed, use ordinary threshing machine with blank concaves.

Soy Beans, as feed, takes the place of oil or gluten meal. Feeding them to milch cows, fattening hogs or cows, they have given astonishing results. If sown broadcast use one-half to one bushel per acre. We have the early Yellow, Late Mammoth; this last variety, however, hardly ever matures North, but is all right for the Southern States.

Early Yellow. Lb., 15c.

Late Mammoth. Lb., 15c.

For prices of Field Seeds, see our Pink List. Mailed free any time.



Cow Peas.

## Field Beans

**White Navy.** The standard white beans of medium size. Plant in drills so as to cultivate with a horse, 25 to 30 pounds enough to sow an acre. Lb., 20c.

Get our prices on large quantities.

**Castor Beans.** These will do well on any good corn land. They should be planted in rows so that they can be cultivated and planted at the rate of about one bushel to 15 acres. Lb., 25c.

## Field Peas

**Culture.** Field Peas deserve more general cultivation. They are equal to corn in fattening hogs and are ready for feed several weeks earlier. Can be sown advantageously with oats or will do well alone. As a land fertilizer they are very beneficial. For such the crop should be plowed under when they begin to bloom. They will grow on most any kind of land.

White Seeded. Lb., 15c.

Green Seeded. Lb., 20c.

Inoculate all Cow Peas, Soy Beans, Field Beans, and Peas, with Barteldes' Inoculator. It pays.

Seeds go at parcel post rates. Allow 5c per pound for small lots and regular parcel post charges for larger quantities.



# Peanuts

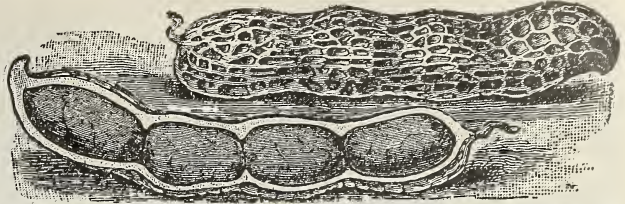
Until recently it was thought that Peanuts could be raised only in the South, but they are now raised as far North as Iowa. In the last few years Peanuts have become very popular for dry land farming. They are classed with Dwarf Milo and Feterita in their ability to withstand dry weather, and made good returns in the dry summer of 1913.

The tops of the plants make good hay, and in the Southern States it brings a very good price. The yield, even in dry seasons, is often one-half to three-quarters of a ton of hay and from fifteen to sixty bushels of nuts per acre. The whole peanut plant makes nice feed for forcing cows to a high yield of milk and for rapidly fattening cattle and hogs, especially when combined with grain of Milo. A common method of harvesting is to let the hogs gather the nuts.

The Spanish Peanuts are generally planted when wanted for farm use. The nuts are small but they stand dry weather better.

Peanuts do best in light sandy loam. They should be planted in rows from 28 to 36 inches apart and from 9 to 16 inches apart in the row. They need not be shelled but should be soaked in warm water for a day or so and then planted at once in warm soil. Planting should not be done until weather is good and warm. They should be cultivated and kept clean until they begin to peg or form pods. After that they should be left alone.

It takes from one peck to a peck and a half of



shelled nuts and from a bushel to a bushel and a half in the shell to plant an acre.

**White Jumbo.** This is the standard variety for roasting. The peanuts are three times as large as those of the ordinary Spanish peanut. The nuts proper grow in fine double-jointed hulls of beautiful white appearance, are from one-half to one inch in length, and of fine flavor. An excellent variety worthy of the highest recommendation. **Lb., 25c.**

**Spanish.** The earliest variety grown, pods are small, but remarkably well filled and solid, and the yield per acre is very large. Can be cultivated with the plow. Because of its early habit and easy cultivation it is the best variety to grow for fattening hogs. **Lb., 25c.**


**Tennessee Red Peanuts.** This is the best of all varieties adapted to the soil of Oklahoma and Texas. Pods contain four and five large nuts. Better yielder than any other variety. Pure seed of this variety is very scarce. We have only a limited amount to offer. **Per lb., 25c; per bu. of 22 lbs., \$4.00.**

**Inoculated Peanuts make bigger yields.**

## Mammoth Russian Sunflower

No Poultry Yard is Complete Without Them.

Single heads measure 15 to 20 inches in diameter, and contain an immense amount of seed, which is highly valued by all farmers and poultry breeders who have tried it as an excellent and cheap food for fowls. For poultry it is the best egg-producing food known. It can be raised cheaper than corn, and is destined to be an article of great value. Every farmer should plant some of the seed in any waste piece of ground any time from early spring to the middle of July. Three pounds of seed will plant one acre. **Lb., 15c.**



Sunflowers.

## Russian Sunflowers For Ensilage

"They (Sunflowers) should be cut very fine and enough water should be added to make them pack well. More care should be taken in packing than in corn silage. Keep center of silo at least 2 feet higher than the sides. Keep seeds well tramped. There is danger of sunflower silage settling away from the sides and spoiling. I think sunflowers compare very favorably with corn. We have been feeding it for three years to our herd of pure bred Jerseys and with good results. But I find it takes a little more hay with sunflowers than corn."

E. G. PETTENGILL.  
Grand Junction, Colo.

## Sand Vetch

(Vicia Villosa)

Sometimes called Hairy Vetch or Winter Vetch. This is one of the most valuable plants for forage and fertilizing purposes. It will succeed and make a good crop on poor, sandy soils and also a better crop on good land. It is perfectly hardy throughout the United States and remains green all winter. Vetch belongs to the same family as Alfalfa and Sweet Clover, and has the same ability to gather nitrogen from the air and store it in the root system. The roots are very extensive and add a good deal of valuable material to the soil. It thus improves the conditions and the productiveness of the land for the crops to follow.

It is an excellent catch crop, makes good hay, silage, and pasture. Vetch can be sown from July until November, and should be sown broadcast at the rate of about 30 lbs. per acre together with one bushel of either oats or rye. Vetch grows quite tall and needs the oats or rye for support. They then make a better growth, and are more easily harvested and cured. For a hay crop the Vetch should be cut just after the oats or rye has headed out. The yield of green fodder is immense. **Lb., 30c.**

**Spring Vetches or Tares.** Similar in growth to Sand Vetch, but for spring planting only. **Lb., 20c.**

**Hemp Seed.** This is a crop that deserves more attention. The seed can be marketed with us. The fiber is in demand in the Eastern markets. **Lb., 15c.**

Vetches should be inoculated.



Barteldes' Grains.

## Miscellaneous Field Seeds

**SILVER HULLED BUCKWHEAT.** An improved sort, much excelling the old common variety which it has about superseded with us. It blooms longer, matures sooner, and yields double the amount per acre. Husks thinner, corners less prominent and seeds of a beautiful light gray color. Flour made of this variety is pronounced better and more nutritious than others. Thirty to fifty pounds to an acre. Lb., 10c.

**CANARY SEED.** As easily grown as wheat. Requires similar culture. 20 to 30 pounds to an acre. We are in the market for seed. Lb., 10c.

**JAPANESE BUCKWHEAT.** A new variety that has been raised here with good success. Early and very productive, with kernels twice the size of any other buckwheat, of a dark rich brown color and makes a superior flour. As it possesses a branching habit only half as much seed is required to plant an acre. Straw is very stiff and stands well up. Lb., 10c.

**FLAX SEED.** Largely grown in this State for seed. Sow one-half to three-quarters bushel to the acre. Can furnish choice, re-cleaned seed any time at market price.

## Oats

Sow 50 to 65 pounds per acre.


No crop gives better results by change of seeds than oats. If you have been re-seeding the same strain for several years, now is the time to change. Do not compare our select re-cleaned strains with the common oats frequently offered as seed oats.

**NEW KHERSON.** The plant is a vigorous but not a rapid grower. The straw is short and on the same land it stands shorter than any other oats tested. It is not a side oat. The berries are a light yellow in color, small but numerous, and have a very thin hull. They usually weigh well per bushel, and in this respect, as well as in yield per acre, they have led all other varieties.

**RED RUST-PROOF.** Largely grown in this State; it is a heavy yielder and sure cropper and entirely rust-proof, makes a very heavy grain. The stock in this variety is Kansas grown from stock obtained from Texas, which will, we are sure, prove satisfactory.

## Speltz or Emmer

A grain for dry lands introduced from Russia. This is a remarkable grain, and should receive the attention of all farmers. It is a species of drought-resisting Barley, and not inclined to rust. It will produce a fair crop under almost any condition of climate, but grows best in dry prairie regions with hot summers, giving excellent results. Thrives on poor land in stony ground. The experiment stations of both Dakotas report that it resists drought more than oats or barley. All animals eat it greedily and are fond of the straw. It will undoubtedly become a regular valuable crop for stock feed. Sow 70 to 80 pounds per acre very early, same as barley or oats.



Speltz or Emmer.

**FOR PRICES OF FIELD SEEDS SEE OUR PINK LIST. MAILED FREE ANY TIME.**

## Barley

Sow 60 to 90 pounds per acre.

**Six-Rowed.** This barley succeeds best on lands more sandy and lighter than those adapted to wheat. It is sown in the spring, and can be grown farther North than any other grain. Sow from two to two and a half bushels per acre.

**Champion Beardless.** A new beardless barley, earliest barley known, about ten days earlier than other kinds. A good yielder, six-rowed and strictly beardless. It can be handled as easy as oats. This barley is not strictly pure and has a few bearded heads in it.

**White Hulless.** This is used mainly for food, and it produces one of the best hog fatteners that we know of. It is equal to the best Kansas, Iowa, Nebraska, or Illinois corn, as a fattener, and it is surer than most any other crop. The yield the past season was fifty bushels to the acre. Hulless barley did splendidly. We are urging farmers and stock raisers to give this splendid sort a trial.

**SEED RYE.** Rye does best in rich sandy soil, and is a sure cropper almost every year. Should be sown in August or September either in drills or broadcast at the rate of one to one and a half bushels to the acre.

## BARTELDES FALL CATALOG

We issue in August of every year a fall catalog. This lists such bulbs as Hyacinths, Tulips, Narcissus, Crocus, and other bulbs, garden seeds, flower seeds, field seeds, and grains. All for fall planting. Be sure that you get a copy of this book. It is free.



Beardless Barley.

## Marquis Spring Wheat

This is a cross between the early ripening Indian Wheat, hard red Calcutta, and Red Fife. It was introduced by the Canadian Department of Agriculture at Ottawa, Can. There it outyielded the Fife variety and was from three to five days earlier. Tests made in Iowa and South Dakota showed heavy yields of Marquis.

The Marquis is a beardless wheat, a splendid yielder and a good milling variety. See Pink List for prices.

## Kanred Wheat


For Fall Sowing.

Kanred was introduced by the Kansas State Agricultural College about five years ago and its gain in popularity has been remarkable. It has simply taken the Middle West by storm.

This is a hard, bearded variety similar to the Red Turkey but earlier, more resistant to rust and a better yielder. It has yielded uniformly from three to seven bushels more than other varieties in Kansas.

Be sure you investigate this new wheat when you get ready to sow next fall. Let us send you samples and prices at that time.

For prices of Field Seed, see our Pink List. Mailed free any time.



Kanred Wheat.

# Tree Seeds

Prices per packet and per ounce are postpaid.  
Prices per pound are postage extra.

- APPLE.** Apple seeds produce a hardy stock on which the varieties are budded or grafted.
- FRENCH CRABAPPLE.** Lb., \$2.00.
- RUSSIAN APRICOTS.** Very hardy, fruit medium-sized and of best quality. Oz., 10c; lb., 60c.
- QUINCE.** Quince seed generally produce the same variety from seed. The stock is used mostly for budding and grafting the pear. Oz., 20c; lb., \$2.00.
- MAHALEB CHERRIES.** One of the best varieties on which to graft cherries. Oz., 15c; lb., \$2.00.
- PEAR.** Stock is used for budding and grafting the choice varieties. Oz., 20c; lb., \$3.00.
- MYROBOLAN PLUM.** Produces a hardy, vigorous stock for grafting. Oz., 15c; lb., \$2.00.

## Evergreens

- ARBOR-VITAE, AMERICAN CEDAR.** An evergreen of very great value for ornamental hedges. Its timber is exceedingly beautiful, lasting a hundred years in exposed situations without showing signs of decay. Pkt., 10c; oz., 25c; lb., \$3.00.
- HEMLOCK SPRUCE.** A well known evergreen of high Northern latitudes. It is one of the most graceful spruces with a light spreading spray, frequently branching almost to the ground. The wood is coarse-grained, but is used in great quantities for rough work. The bark is very extensively used in tanning. It is a beautiful tree for the lawn and makes a highly ornamental hedge. Pkt., 10c; oz., 50c; lb., \$6.00.
- WHITE or WEYMOUTH PINE.** The pine lumber of commerce is mostly the product of this species. Pkt., 10c; oz., 45c; lb., \$5.00.
- RED CEDAR.** Grown in all sections, very valuable timbers, a fine ornamental tree, will stand the dry, hot winds of Nebraska and Western Kansas, and is fine for windbreaks and around the farm house and stock yards. Pkt., 10c; oz., 15c; lb., \$2.00.
- CYPRESS.** They are very fine for ornamental purposes, and largely used for that. Pkt., 10c; oz., 40c; lb., \$4.00.
- CHINESE ARBOR-VITAE.** A very beautiful tree for towns and ornamental hedges, for which purpose it has been a long time in cultivation. Pkt., 10c; oz., 25c; lb., \$3.00.

## Rocky Mountain Evergreen

- PICEA PUNGENS** (Colorado Blue Spruce). From selected blue trees only. Oz., 50c;  $\frac{1}{4}$  lb., \$1.75; lb., \$6.00.
- ABIES DOUGLASH** (Douglas Spruce). 45,000 seeds to the pound. Oz., 50c;  $\frac{1}{4}$  lb., \$1.75; lb., \$6.00.
- PINUS PONDEROSA** (Yellow Pine). 16,000 seeds to a pound. Oz., 45c;  $\frac{1}{4}$  lb., \$1.25; lb., \$5.00.
- PICEA ENGLEMANII** (Similar to the Blue Spruce). Oz., 50c; lb., \$6.00.
- JUNIPERUS VIRGINIANA** (Silver Cedar). Oz., 25c;  $\frac{1}{4}$  lb., 75c; lb., \$2.50.
- ABIES CONCOLOR** (Colorado Black Balsam). Oz., 50c; lb., \$6.00.

### SPECIAL INSTRUCTIONS.

Seeds with very hard shells should be soaked immediately before planting to hasten germination. The simplest plan is to drop them into quite hot water, about 120 degrees Fahrenheit, until they show signs of swelling up. They must not be allowed to become dry again before sowing. Some kinds of seeds will lay over one, two or even three years, before germinating and it is therefore not advisable to condemn them too hastily.

## Deciduous Trees

- AILANTHUS, TREE OF HEAVEN.** Grows to large size and the foliage has a rich tropical appearance. Pkt., 10c; oz., 15c; lb., 60c.
- CATALPA SPECIOSA.** Of all the trees that have been suggested as adapted to the formation of timber plantations, the Catalpas stand pre-eminent. It is exceedingly rapid in growth, its adaptation to most all soils and situations; its wide range of latitude; its extraordinary success on the western and northern prairies; the ease and certainty with which it is transplanted; the strong vitality and freedom from disease and insects; the incomparable value of its timber; the almost imperishable nature of the wood when used for posts, railroad ties and in other exposed situations, and the unrivaled beauty of its flowers, all point to the Catalpa as the tree to plant. The yearling Catalpa should be cut off above the ground. It will then insure a straight and stronger growth the following season. The same treatment applies on hard and soft Maples. Pkt., 10c; oz., 15c; lb., \$2.00.
- SUGAR MAPLE.** This is one of our highly prized native trees. Pkt., 10c; oz., 15c; lb., \$1.50.
- SOFT or SILVER LEAF MAPLE.** One of the most beautiful of Maples. Can give prices in May.
- WHITE ASH.** This is one of the most valuable varieties for forest planting. Pkt., 10c; oz., 15c; lb., 75c.
- ASH-LEAVED MAPLE or BOX ELDER.** Pkt., 10c; oz., 15c; lb., 75c.
- WHITE BIRCH.** Pkt., 10c; oz., 20c; lb., \$2.50.
- WHITE ELM.** It is the largest of the native elms, often growing to the height of 80 feet. Pkt., 10c; oz., 15c; lb., \$1.00.
- AMERICAN BASSWOOD or LINDEN.** Pkt., 10c; oz., 15c; lb., \$2.00.
- RUSSIAN MULBERRY.** Said to be most valuable for our climate. Pkt., 15c; oz., \$1.00; lb., \$15.00.
- YELLOW or BLACK LOCUST.** This variety is noted for its rapid growth of hard, durable timber. Pkt., 10c; oz., 15c; lb., \$1.00.
- HONEY LOCUST.** This is a large and handsome tree, the trunk and branches generally set with long and formidable spines. Pkt., 10c; oz., 15c; lb., \$1.00.
- KENTUCKY COFFEE TREE.** Oz., 10c; lb., 50c.
- OSAGE ORANGE.** A native of Texas, but has been generally introduced over the country because of its extensive employment as a hedge plant. Pkt., 10c; oz., 15c; lb., \$2.00.
- BLACK WALNUT.** One of our most valuable varieties for timber planting. Lb., 10c.
- ENGLISH WALNUT.** Lb., 60c.
- SHELL BARK HICKORY.** Lb., 15c.
- AMERICAN SWEET CHESTNUT.** Native. Tree hardy. A rapid grower after a few years' growth. Lb., 75c.
- PAWPAW.** Pkt., 10c; oz., 15c; lb., \$1.50.
- TULIP TREE.** Oz., 10c; lb., 80c.
- SYCAMORE.** A native tree extending over a large portion of the United States. Oz., 10c; lb., 80c.
- PERSIMMON.** Pkt., 10c; oz., 15c; lb., \$1.00.
- BLACK CHERRY.** Pkt., 10c; oz., 15c; lb., \$1.00.
- HACKBERRY.** Pkt., 10c; oz., 15c; lb., \$1.50.
- TREE CRANBERRY or SNOWBALL.** Pkt., 10c; oz., 25c; lb., \$3.00.
- RED BUD.** Pkt., 10c; oz., 20c; lb., \$2.00.
- DOGWOOD.** Pkt., 10c; oz., 15c; lb., \$2.00.
- SASSAFRAS.** Pkt., 10c; oz., 30c; lb., \$3.00.
- SWEET GUM.** Pkt., 10c; oz., 50c; lb., \$6.00.
- WHITE FRINGE.** Pkt., 10c; oz., 25c; lb., \$3.00.
- GOLDEN CHAIN TREE.** Pkt., 10c; oz., 25c; lb., \$3.00.
- CALYCANTHUS.** Pkt., 10c; oz., 25c; lb., \$3.00.
- WITCH HAZEL.** Pkt., 10c; oz., 30c; lb., \$4.00.

# Insecticides and Fungicides

Order Insecticides with your seeds. You are sure to need them later. Poisons can not be mailed.

## Paris Green

### Analysis

Arsenious Oxide, combined with Copper, not less than 50%.

Water Soluble Arsenic, not more than 3.5%.

The Old Reliable, a strong effective poison for Potato Bugs, Tobacco and other leaf-eating insects. Can be applied either dry or in a solution of water. Devoo—the strongest and brightest Paris Green on the market.

Paris Green is a stomach poison which has been used for many years. In order to prevent injury to the foliage, it is always desirable to add some lime to the preparation of the spray. One pound of lime and one pound of Paris Green are used with 75 to 200 gallons of water, depending upon the susceptibility of the foliage to burning. It is always safer to have a slight excess of lime in the mixture. The Paris Green becomes more thoroughly diffused in the water if it is first mixed to a paste.  $\frac{1}{4}$  lb., 25c;  $\frac{1}{2}$  lb., 40c; lb., 75c. See Pink List for prices in larger quantities. Cannot be mailed.

## Bordeaux Mixture

### Dry Powdered Form Fungicide Analysis

Combined Copper, equivalent to Metallic Copper, or 14% Copper Oxide, .....11.0%  
Inert Ingredients, 89.0%.

### Directions For Use

To Control Scale and Blight. For all Fungous diseases. The best Fungicide for curing or preventing Black Rot, Mildew, Blight, Leaf Curl, Scab, or other Fungous diseases on fruit and plants, if used dry.

For Potatoes, dust without reduction, 4 to 5 pounds per acre (according to size of vine).

For Fruit Trees, dust after reducing one pound of Dry Bordeaux with 20 lbs. of lime dust.

For Spray: To make the equivalent of 4-4-50 mixture, use eight pounds of Dry Bordeaux Mixture to 50 gallons of water. For 5-5-50 mixture, use 10 pounds to fifty gallons of water. 1 lb., 50c; 5 lbs., \$2.00. See Pink List for prices in larger quantities. Cannot be mailed.

## Arsenate of Lead

### Pulp Form

Paste Arsenate of Lead is better than government requirements in the matter of percentage of Arsenic Oxide. An effective insecticide chiefly for many of the Bugs, Worms, and Moth, that fruit growers have to contend with. It comes in paste form and can be easily mixed with water. It forms a milky film when sprayed on foliage which does not readily wash off with rain. Good for potatoes and tobacco and all kinds of fruit trees.

Arsenate of Lead is the most valuable of the arsenical poisons. It is a stomach poison and has three distinct advantages over other arsenical mixtures, which are: It is harmless to the foliage, it adheres better to the foliage, and it remains longer in suspension. The usual proportion is 3 pounds lead arsenate to 50 gallons of water. Weaker mixtures are often effective, while 5 pounds to 50 gallons of water may be an advantage in killing insects difficult to poison. It may be used with Bordeaux Mixture without diminishing the value of either. 1 lb., 45c; 5 lbs., \$2.00. See Pink List for prices in larger quantities. Cannot be mailed.

## Arsenate of Lead

### Dry Powdered Form

**The Perfect Insecticide.** An effective insecticide for leaf-eating insects and particularly suitable for very tender foliage. Due to the light, fluffy character of this material and its adhesive qualities it insures quick and effective control. Under favorable conditions will not injure the foliage. Can be used on Apple, Pear, Peach, and Plum trees. Potatoes, Corn, and Vegetables of all kinds that may be attacked by leaf-eating insects.

Can be used either dry or as a spray. The person having a small garden and a few trees will find the dry method the more practical.

Dust the trees or plants lightly, putting on just enough so that the foliage on close observation will show a lustre of metallic tinge. Dust vegetables when the bugs first appear, using 4 to 5 lbs. to the acre. To control the corn ear worm dust the silk as soon as it appears. Treat each ear. The worm works only on fresh silk and works into the ear. For effective control keep the fresh silk treated.

When used as a spray use  $1\frac{1}{2}$  to 2 lbs. to 100 gallons of water for trees and 2 to  $2\frac{1}{2}$  lbs. to 100 gallons of water for potatoes.  $\frac{1}{2}$  lb., 40c; lb., 70c. See Pink List for prices in larger quantities. Cannot be mailed.

## Calcium Arsenate

### Dry Powdered Form

**For the control of Potato Bugs.** Calcium Arsenate is a lighter, more fluffy powder than Arsenate of Lead or Paris Green—more bulky. When used dry, will dust more plants per pound, and when mixed with water will stay in suspension better and give you better and more uniform distribution. Lead Oxide in Arsenate of Lead has no insecticide or fungicide value; but Calcium Arsenate is made on a lime base which as fungicide value. Lime adheres perfectly to foliage; will not wash off easily and is white. For protection against the potato beetle, cabbage, and tobacco worms.

For potato bugs and other large leaf eating insects, one to three pounds per acre dry, or 2 to  $2\frac{1}{2}$  lbs. to 50 gallons of water.  $\frac{1}{2}$  lb., 35c; 1 lb., 65c. See Pink List for prices in larger quantities. Cannot be mailed.

## Lime and Sulphur

It is generally conceded that the best defense against San Jose scale and kindred enemies of the orchard is efficient spraying with a solution of Lime and Sulphur. Heretofore, the great difficulty has been the inconvenience of handling this in the liquid form.

We can now offer this in the dry or powder form. 1 lb., 40c; 5 lbs., \$1.75. See our Pink List for prices in larger quantities.

### HOW TO POISON GRASSHOPPERS.

The best way to destroy grasshoppers is to distribute a mash made as follows:

Bran, 20 lbs.; Paris Green, 1 lb.; Syrup, 2 qts.; Orange or lemons, 3; water,  $3\frac{1}{2}$  gals.

In preparing the bran mash, mix the bran and Paris Green thoroughly in a washtub while dry. Squeeze the juice of the oranges or lemons into the water, and chop the remaining pulp and the peel to fine bits and add them to the water. Dissolve the syrup in the water and wet the bran and poison with the mixture, stirring at the same time so as to dampen the mash thoroughly.

The damp mash or bait should be sown broadcast in the infected areas early in the morning, or about the time the grasshoppers are beginning to move about from their night's rest. It should be scattered in such a manner as to cover from four to five acres with the amount of bait made by using the quantities of ingredients given in the above formula. Since very little of the bran mash is eaten after it becomes dry, scattering it broadcast in the morning, and very thinly, places it where the largest number will find it in the shortest time.

## BUG DEATH Effective But Not Poisonous

Every garden is bothered by bugs of some kind but many people are afraid to use the regular insecticides because they are poisonous.

In Bug Death we offer an insecticide which is easy to apply, which kills all bugs that eat the stems and leaves of plants, but which is not poisonous. It is harmless to human beings and live stock. It can be kept in the house without danger as it won't hurt the children even if they should happen to get some of it.

**DON'T WAIT UNTIL THE BUGS APPEAR—ORDER BUG DEATH  
WITH YOUR SEEDS**

Bug Death is a very fine house powder and can be applied either dry or in solution. The one pound cans have sifter tops which are very convenient.

Prices on Bug Death: 1 lb. Sifter Top Cans, 25c; 3 lbs., 60c; 5 lbs., 80c; 12½ lbs., \$1.45; 100 lbs., \$8.50. Postage, express, or freight charges extra.



Pat. March 16 and Nov. 9, 1897.

Lyons, Kans.

Dear Sirs:  
Please send by return mail 5 lbs. of Bug Death. He could depend on Bug Death to kill the leaf-eating insects but he also wanted a non-poisonous insecticide to kill the sucking insects. After much experimenting he got just what he wanted. He used Bug Death as the base and by adding sulphur, lime, and tobacco dust, he produced a safe combination insecticide and fungicide.

Yours respectfully,  
MRS. ALBERT EPPS.

Tucker, Ark.

Sirs:  
I received the Bug Death and am well pleased with it. It gives the best of satisfaction.

Yours truly,  
S. SMITH.

### BUG DEATH APHIS

For Plant Life and Sucking Insects.

Dr. G. M. Twitchell, of Maine, had been using Bug Death with marked success for a number of years. He could depend on Bug Death to kill the leaf-eating insects but he also wanted a non-poisonous insecticide to kill the sucking insects. After much experimenting he got just what he wanted. He used Bug Death as the base and by adding sulphur, lime, and tobacco dust, he produced a safe combination insecticide and fungicide.

This he called Bug Death Aphis and it can be used with safety on Roses, Chrysanthemums, Sweet Peas, and other flowers, also Tomatoes, Cucumbers, Squashes, and other vegetables and also on fruit trees and berry bushes. It not only kills the sucking insects but is an excellent fungicide as well.

It is not poisonous to bees, birds, chickens, animals, or human beings.

Order Bug Death Aphis with your seeds. The use of it will greatly increase the value of your crop. 12 oz. package, 25c, postage extra. 80 lb. keg, \$8.50 f. o. b. Lawrence or \$9.00 for Denver or Oklahoma City.

**HAMMOND'S SLUG SHOT.** It kills potato bugs in all stages of growth, except in the eggs. It kills the black fleas on cabbages, turnips, beets, radishes, and egg plants. Apply by dusting over the plants. It kills the cabbage worm and also the currant and gooseberry worm, the aphis or green fly on roses and other flowers. Has prevented the ravages of the curculio and canker worm on fruit trees, has likewise been used around beans, melons, squashes, etc., with great success. Keeps the striped bug from all vine crops.

**For Slugs on Roses.** Slug Shot is a sure killer. Apply with a bellows after a dew or rain, on both under and upper side of leaf. Price, per 5 lbs., 65c; 10 lbs., \$1.10; 50 lbs., \$5.00; 100 lbs., \$9.00. Cartons with perforated tops, 1 lb. Slug Shot in each, 20c, postage extra.

### “BLACK LEAF 40”

NICOTINE SULPHATE

This is splendid for use as a contact spray to kill green and wooly Aphis, Plant Lice, Red Spiders, Cabbage Aphis, and Onion Thrips. It is especially effective for the Green Aphis on Sweet Peas, Roses, and Apple Trees, as it kills the insects as soon as it touches them; but if used according to directions does not injure the leaves, flowers or fruit. Spray Apple Trees when the tips of the buds are green, ¼ pt. to 100 gallons of water. For Sweet Peas and Roses, use 40 drops of the solution to 1 qt. of water as soon as the pests appear.

“Black Leaf 40” is a concentrated solution of Nicotine Sulphate and contains 40 per cent of Nicotine by weight. The difference between “free” nicotine and nicotine sulphate is that nicotine in the “free” state evaporates much more easily. Hence, the sulphate is to be preferred for purposes requiring more “lasting” properties, such as for spraying outdoor plants and trees, but not for fumigating. Price, 1 oz. bottle, 25c; makes 3 to 6 gallons of spray. This cannot be sent by parcel post.

### DEVOE “SURE NOXEM”

Dry Powdered Form

**INSECTICIDE.** To Most Leaf-Eating Insects. One of the best vegetable insecticides in use. Specially recommended for destroying worms and insects.

**What to Use It On.** Cabbage, Cauliflower, Tomato Plants, Cucumber Vines, Melon Vines, Currant Bushes, Gooseberry Bushes, Vegetables and Flowers of all kinds attacked by Leaf-eating insects. 1 lb. Sifter Top Carton, 25c.

## Two Good Dusters for Applying Any Powder

**ACRE AN HOUR SIFTER**

Easy to operate, works rapidly, and the amount of powder can be regulated. The best for farm use. Price, 80c.

Postage, 1 lb. parcel post extra.


**DICKEY BUG DEATH DUSTER**

Excellent for small gardens. Puts the powder just where you want it. Price, 60c.

Postage, 1 lb. parcel post extra.

# SPRAYERS

## BARTELDES FAULTLESS SPRAYER



Barteldes Faultless Sprayer.

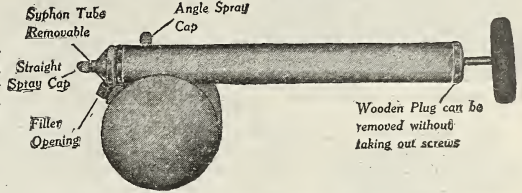
The best low-priced tin sprayer on the market. It throws a spray as fine as steam and is very useful for applying liquid lice killer in cracks and crevices about the poultry house, roosts, nest boxes, etc.; also about the hog pens. It is more economical of the insecticide than a paint brush or other means of application. For applying insecticides on rose bushes, shrubs, etc., it is unequalled and should be in the hands of every gardener, poultry keeper, and fruit grower.

Price, 70c. Postage, 2 lbs. parcel post extra.

## AUTO SPRAY NO. 25

The best small sprayer made. Will handle all insecticides and disinfectants, and operating on both strokes of the plunger, it throws a continuous spray. Two spray caps, one straight and the other at an angle, for spraying under leaves.

Price of Tin Pump with galvanized reservoir, \$1.50. Postage, 2 lbs. parcel post extra.



## AUTO SPRAY NO. 1

Fully guaranteed and money refunded if not satisfactory after ten days. It is useful and practical for every variety of spraying, such as for trees, shrubbery, vines, up to five acres of field crops, disinfectants and small white-washing jobs.

Tank is made of heavy brass or galvanized iron. Tank is made of the strongest construction possible and the troublesome safety valve not necessary. Capacity three gallons.

The pump is two inches in diameter and of heavy, seamless brass. Can be easily removed and locked in by means of a cam. Absolutely air-tight and no screw connections of any kind. Two or three pumpings will empty the tank under high pressure.

The pump plunger can be removed and reinserted by simply drawing the leather cup into a sleeve. There is no wrinkling or disarranging the cup while inserting into the cylinder.

Each machine fitted with 2 feet of 1/2-inch hole, fine spray nozzle, solid steam cap and either stop-cock or automatic shut-off as ordered. The automatic shut-off is a great labor and solution saver and draws a cleaning wire through the nozzle at each operation.

The Auto Spray has more special and desirable features than any other pump and at the same time is of the best possible construction.

Auto Spray No. 1B. Brass tank with Auto pop. Prices, \$12.00.

Auto Spray No. 1D. Galvanized tank with Auto pop. Price, \$9.00.

Either Sprayer with Stop-Cock instead of Auto pop. 50c less.

Auto Pop. Which is a patented device for controlling the spray and cleaning the nozzle aperture, Each, \$1.85.

Underspray Attachment. Made of brass. Each, 35c.

Extension Pipe of Brass. 2 feet long, 60c.




2 ft. Brass Extension Pipe.



Underspray Attachment.

## THE DUSTER BROWN DUSTER




With the increasing use of insecticides in the dry or powder form there has arisen the need of a small but practical duster for applying these in a convenient and effective way.

We believe that we have in the Duster Brown a dust gun which will prove entirely satisfactory for dusting any powder on garden truck, flowers, and even small trees.

The Duster Brown is double acting and therefore throws a continuous stream of powder. The container and pump are in one cylinder which puts the weight in the right place for balance. The manifold on the top encloses the two valves and makes it possible for the operator to blow a steady stream of dust. The container holds approximately one quart and the air jet is so arranged that it acts as an agitator.

Order one of the guns with your insecticides and we know you will be well pleased. Price, \$2.75 each.



Inoculated Soy Bean Root.

In Sowing Alfalfa, Clover, or  
Any Legumes, Use

## BARTELDES' INOCULATOR

INCREASES THE YIELD AND ENRICHES  
THE SOIL

Alfalfa, Clover, and other legumes increase the fertility of the soil when certain bacteria are present. Few soils contain these bacteria in sufficient quantity and it is therefore necessary to supply them artificially. The surest method of doing this is to inoculate the seed before sowing.


This method is also simple and inexpensive.

The Bacteria in Barteldes' Inoculator are taken direct from the nodules and bred for one generation. They are therefore pure and of greatest virility. Barteldes' Inoculator is put up in a very convenient package and is very easy to apply.

Order Barteldes' Inoculator with your Alfalfa, Clovers, Soy Beans, Cow Peas, or other legumes. It will pay you.

Prices, postpaid, one acre, 75c; two acres, \$1.40; four acres, \$2.25; six acres, \$3.00.

Easy to apply. Nothing to do but moisten the seed. Be sure you state for which crop it is.



Inoculated Soy Beans.

## WESTROBAC GOLD MEDAL BACTERIA

A highly bred, virile bacterial which has been giving excellent results throughout the Middle West and West. It is an established fact that it pays to inoculate Alfalfa, Clovers, Vetches, and other legumes. A special culture for each variety. Westrobac,  $\frac{1}{4}$  acre, 50c; acre, \$2.00.

## FERTILIZERS

FERTILIZERS FEED THE CROPS THAT FEED THE WORLD

The use of Fertilizers is past the experimental stage and it is not now a question as to whether or not it will pay to use fertilizers, but which kind to use for each crop.

We offer below the very best of Swift's Fertilizers. The prices are reasonable and we know it will pay you to use some.

**DIAMOND A VEGETABLE AND FRUIT GROWER.** 3 per cent equivalent to Ammonia, 8 per cent Available Phosphoric Acid, and 3 per cent Potash. Best for garden truck and fruit trees or other nursery stock. Apply at rate of from 500 to 800 pounds per acre. 25 lb. sack, 80c.

**CHAMPION WHEAT AND CORN GROWER.** 2 per cent equivalent to Ammonia, 12 per cent Available Phosphoric Acid and 2 per cent Potash. The very best for Wheat, Oats, Corn, and other grains. Of high analysis. Use from 200 to 400 pounds to the acre. For corn apply 75 to 100 pounds per acre through fertilizer attachment to the corn planter and drill the remainder over the entire field before planting. For Wheat, Oats, and other cereals, apply the entire quantity broadcast before seeding.

**DIAMOND K GRAIN GROWER.** 1 per cent equivalent to Ammonia, 12 per cent Available Phosphoric Acid and 1 per cent Potash. Use for Wheat, Oats, Corn, and other cereals the same as the above.

**PULVERIZED SHEEP MANURE.** 2 per cent equivalent to Ammonia, 1 per cent Phosphoric Acid,  $1\frac{1}{2}$  per cent Potash. Best for lawns. The great objection to using manure on lawns is that it always contains a good many weed seeds. Also it spoils the looks of the lawn for some time. Pulverized Sheep Manure has been treated with intense heat and the germination of any seeds that may be in it has been killed. It being in powder form is easily applied and not unsightly. 100 lbs. is about enough for the ordinary one lot lawn.

FOR PRICES OF FERTILIZERS SEE PINK LIST.

## NITRATE OF SODA

Is used for the nitrogen it contains and when quick action is wanted in the garden. It creates rapid growth, is odorless, very quickly and entirely soluble. It should be applied only when the plants are above the ground. Lb., 15c; 10 lbs., \$1.25; 25 lbs., \$2.50; 100 lbs., \$9.00.

FEED YOUR VEGETABLES AND THEY WILL FEED YOU.

The quality of many vegetables depends a great deal on their being produced quickly and they cannot grow rapidly unless they have an abundance of plant food. This is especially true of the little seedlings with their small, tender rootlets.

Plant food can be supplied in several ways but the easiest way for the small garden is to apply a good commercial fertilizer. This fertilizer should always be applied a little before planting time or shortly after the crop gets started. The elements in commercial fertilizers are very soluble in water and the nitrogen is quite easily leached out through the drainage. The fertilizers should not come in direct contact with the germinating seeds so it is always best to mix them thoroughly with the soil.

The best way to apply commercial fertilizer is to scatter it on the soil at the rate of about two ounces to each square yard. The fertilizer should be thoroughly mixed with the soil and this should be done just before planting time. If the soil is quite poor another application at about the same rate should be made along the rows or around the plants when they are about half grown.



# CONKEY'S POULTRY REMEDIES



Don't  
Worry!  
CONKEY  
Will Cure  
Me

## HEALTHY POULTRY PAYS

Only vigorous, healthy birds can produce profits. If disease enters your flock, act quickly with reliable remedies. Better still, prevent disease before it starts. We recommend Conkey's because we know Conkey's is absolutely dependable. Conkey's must satisfy you or we'll refund your money quick. Send 4c stamps for valuable book on making poultry pay.

**CONKEY'S ROUP REMEDY.** Used by poultrymen all over the world as a preventive and treatment for this most common contagious and deadly of all poultry diseases. A measureful in the drinking water and the birds doctor themselves. 30c, 60c, \$1.20.

**CONKEY'S POULTRY TONIC.** Is a time-tried and proven laying tonic, molting powder and regulator that helps hens into vigorous, red-blooded good health. It purifies the blood and tones up the whole system. All the food is utilized and the bird becomes a real producer. It's different from forcees and stimulants. It's just good tonic all through. Conkey's builds better hens. Great for growing chicks. 30c, 60c. Pails, 12 lbs., \$1.60.

**CONKEY'S LIMBERNECK REMEDY** — Neutralizes poisonous substance. Limberneck should be treated promptly. 60c.

**CONKEY'S SCALY LEG REMEDY**—Penetrates to the seat of the trouble and destroys the scale organisms. 30c.

**CONKEY'S W. D. REMEDY**—Right from the start put Conkey's White Diarrhoea Remedy in the chick's water and save them from this chick scourge that kills millions of chicks every year. 30c, 60c.

**CONKEY'S GAPE REMEDY.** Rids chicks choking gape worms. Does not harm the chick. 30c, 60c.

**CONKEY'S NOXICIDE (Dip and Disinfectant).** Strong, reliable, economical—mixes with water. For spraying poultry houses, runs, barns, and stables. For washing poultry utensils, coops, brooders, and incubators. An efficient animal dip. Has a hundred uses about the home and around the farm. The best insurance for your home and your stock. 50c, 75c, \$1.25, \$2.00.

**CONKEY'S HEAD LICE OINTMENT.** Gets the big, murderous bloodsuckers that kill the little chicks. 15c, 30c.

**CONKEY'S CHOLERA REMEDY.** In the drinking water helps overcome most bowel troubles. 30c, 60c.

**CONKEY'S SOREHEAD REMEDY** for dangerous, contagious Chickenpox, Pigeonpox, Warts, and Pian. 30c, 60c.

**CONKEY'S LICE POWDER.** Dusted on the hen or added to the dust bath, it destroys the body lice that sap the hen's strength. Lousy hens can't lay—good poultrymen won't have lice-infected birds. 15c, 30c, 60c.

**CONKEY'S LICE FIX.** An ointment for body lice. One application lasts for weeks. Quick, easy, pleasant to apply. 30c, 60c.

**CONKEY'S LICE LIQUID.** For painting roosts. Destroys the hard-to-kill mites. 60c, 90c; 1 gal., \$1.50.

**CONKEY'S FLY KNOCKER.** Rids horses and cows of the disease-carrying flies and saves them from the torture of these pests. Gives cows more time to chew their cud and give more and better milk. 75c, \$1.25, \$2.00.

**CONKEY'S BUTTERMILK STARTING FOOD.** The history of poultry keeping records no triumphs such as this wonderful chick food has had. The rich, pure buttermilk is mixed with a combination of clean, wholesome grains, balanced just right for the sensitive organs of the little chick. The lactic acid keeps down dangerous germs; the buttermilk and grains make the chick grow wonderfully fast, solid, and sturdy. Try a small package and see for yourself. You'll say it's unbeatable. Packages, 55c, \$1.00.

For prices on larger quantities see our Pink List.



## BARTELDES FAULTLESS SPRAYER.

Fine for applying lice liquid in cracks and crevices about the poultry house. Price, 70c; 2 lbs. parcel post extra.



## Barteldes Sunflower Chick Feed

Here are two feeds that are made for quality and we have made them just as good as we know how. They are made up of good, clean, high quality ingredients mixed the proportion to give best results.

These feeds cost more than the common, cheap feeds which are market. Let us send you a sample to show you the quality.

For prices please see our Pink List.

## Barteldes Sunflower Hen Feed

### Barteldes Lime Grit

A GRIT AND ALSO A SHELL PRODUCER

All chickens need grit and lime and the common method of supplying these is to feed grit and Oyster Shell. Barteldes' Lime Grit is 96 per cent pure Carbonate of Lime and therefore does the work of both grit and shell.

Keep Barteldes' Lime Grit before your hens and chicks at all times. Put it in a hopper, scatter it about or mix it with grain food. They eat it in small quantities but will eat enough to keep their system in good shape.

This is made in two sizes, fine and medium. If you wish to see a sample we shall be very pleased to send it. For prices please see the Pink List.

**FINE GROUND BLOOD MEAL.** A highly concentrated and natural food for hens, containing 87 per cent protein. Makes the plumage bright and glossy, and is particularly beneficial during the moulting season. Should never be fed without mixing with other food in proportion of 1 to 15 parts of meal or shorts. Price, 1 lb., 15c; 10 lbs., \$1.00.

**COARSE POULTRY BONE.** Consists of ground beef bone thoroughly dried and free from grease. It is more economical and better in every way than raw beef bone. Rich in bone phosphate of lime, which is necessary for making egg shells, and for building up the frame of the chicken. Should be placed in liberal quantities in a clean dry place easily accessible to the chickens at all times. Price, lb., 10c; 10 lbs., 75c.

**FINE POULTRY BONE.** Is the same as the coarse, but ground finer for the small chickens, and is a great frame builder. It can be mixed with the mash in limited quantities. Price, lb., 10c; 10 lbs., 75c.

**MEAT SCRAPS.** Made from cooked beef scraps, thoroughly dried and ground. Is especially useful for fattening poultry for the market. It is better and more economical than fresh beef scraps, because it is concentrated and free from moisture. A great flesh producer. Price, lb., 10c; 10 lbs., 85c.

**GENUINE CRUSHED OYSTER SHELLS.** Supply the lime necessary in egg production. We offer the genuine Oyster Shell. Price, lb., 5c; 10 lbs., 25c.

**SUNFLOWER SEED.** The growth of a new crop of feathers is a severe drain on vitality and even when it occurs naturally, fowls should have extra feed and care. The grain rations should be increased a third and here is where Sunflower Seed is an ideal food in the production of the new coat of feathers and a general upbuilding of the system. Lb., 15c; 2 lbs., 25c.

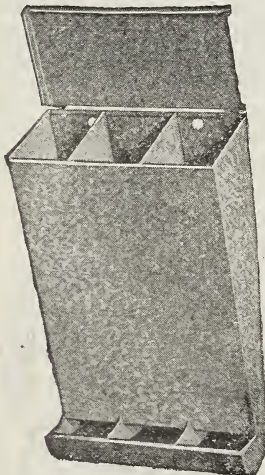
**GROUND OIL CAKE.** A little given about three or four times a week during the moulting period will be of great benefit to bring the fowls back in laying condition. 10 lbs., 75c.

**CHARCOAL.** This prevents cholera and other diseases peculiar to poultry. Every poultry raiser should have charcoal in his yard. Lb., 10c; 5 lbs., 40c.

**PEAS FOR PIGEON FEED.** We have at all times Peas for feed. Write for samples and prices.

**FEED KAFFIR.** Good clean grain. See Pink List.

**CLAM SHELL.** Lb., 5c; 10 lbs., 20c.



Poultry Feed Box.

## TWO NECESSITIES For Every Poultry House

### POULTRY FEED BOX

Hens should have before them at all times a supply of Lime Grit or Oyster Shells, Charcoal, and at intervals either Poultry Bone or Meat Scraps.

This Poultry Feed Box makes it very easy to keep these feeds before your chickens in a clean and economical manner. Price, \$1.25. 2 lbs., parcels post extra.

### SANITARY FOUNTAIN

Clean water is essential to the health of your poultry. This fountain is made of heavy, galvanized iron, is very strong and durable. It is easy to fill and keeps the water clean. Price, \$1.00. 2 lbs. parcels post extra.



Sanitary Fountain.

SEE OUR PINK LIST FOR PRICES OF ALL POULTRY FOODS.

## Poultry Supplies

### Improved Adjustable Leg Bands

Made of pliable aluminum and can be adjusted to any size. They are securely locked, stay where they are put, will not come off and are light. They give perfect satisfaction. Postpaid, 12 for 15c; 25 for 30c; 50 for 50c; 100 for 90c; 250 for \$2.00.

### Petty's Pocket Poultry Punch



This is a handy little pocket size punch, easy to use and is well made. It is easily worth the money. Price, 25c, postpaid.

### Farmer's Friend Egg Carrier

The most complete egg carrier on the market; holds 12 dozen eggs. It is equipped with an adjustable cover and a patent combination lifter and fastener. Just the thing for the farmer and poultryman.

Price, complete, \$1.15.



### Egg-O-Latum

KEEPS EGGS ONE YEAR

It costs only one cent per dozen eggs to use Egg-O-Latum. There is no other expense. Eggs are kept in carton or box in the cellar. Eggs that have been treated with Egg-O-Latum may be boiled, poached, or used in any other way just like fresh eggs.

Egg-O-Latum is very easy to apply. All you do is to rub it on the eggs. You can treat a dozen a minute. A fifty cent jar will treat 50 dozen eggs. Put up in 50c and \$1.00 jars.

### N. W. Fountain and Feeder

A five-inch simple and practical fount which we can furnish at a very low price. You can feed either grain or water in this feeder. Price, 10c each. Postpaid for 15c each or 2 for 25c.



### Barteldes Medicated Nest Eggs

This is a lice destroyer and a nest egg combined. When placed in nests it slowly wastes away giving off fumes which are sure death to lice and mites affecting poultry. These eggs will not glaze or slack when wet. Your hens cannot lay when infested with vermin. Price, 10c each; 60c per dozen.

### Moe's Round Baby Chick Feeder



A great feed and chick saver. Chicks can't get in and contaminate the feed or water, nor get drowned.

6-inch size, 8 holes, each, 30c.

8-inch size, 12 holes, each, 45c.

### Porcelain Nest Eggs

These are clean cut and uniform. With these there is no danger of getting bad eggs mixed up with fresh ones, nor of hens acquiring the habit of egg eating. 5c each or 12 for 45c. If wanted by mail add 10c per dozen for postage. Write us for special quotations on gross lots.

## HYBRIDIZED POTATO SEED

These rare and curious seeds—from "Seed Balls" will produce white, yellow, pink, red, blue, purple, variegated and black potatoes. Often 50 to 200 in a hill. Of many different shapes, types, and qualities. Early, medium, late, and strange freaks.

### PLANT POTATO SEEDS AND GROW NEW VARIETIES.

All the potatoes you grow will be very interesting and some may be very valuable. Let the boys do a little experimenting. You may get some interesting potatoes for county fair exhibits.

Packet, 15c; 2 for 25c; 5 for 50c; 10 for \$1.00.


### READ THESE EXTRACTS FROM CUSTOMERS' LETTERS.

"I grew 101 Potatoes from one plant of your Potato Seed. Every plant was a different variety."

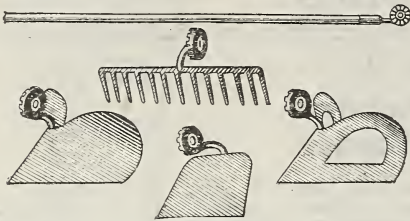
MRS. ELLEN KEENER.

"I raised 50 Hills from one packet; many kinds and colors; some early, some late. 94 potatoes in one hill."

J. H. SKINNER.



### Schoener Handy Garden Tools



#### TAKE THE BACK-ACHE OUT OF GARDENING. FOUR TOOLS IN ONE.

This set consists of one handle and four interchangeable attachments:

1. Handy Hoe Plow.
2. Handy Hoe.
3. Pulverizing Cultivator.
4. Handy Rake.


The position of every tool is adjustable to any position on the handle, either natural or reversed. This means that with the one handle and four attachments you can get an almost unlimited number of variations.

The Hoe-Plow when used in natural position is fine for opening a furrow and when set in reverse position covers the seed perfectly with one operation.

The rake can be set at any angle and when reversed it is an ideal lawn rake. In this position it picks up everything without tearing the sod, for it skims rather than drags. In this position it also serves as a pulverizer to crush hard lumps in the garden.

REMEMBER. You always have the handle in a natural position. With these tools you stand erect and do twice as much work with less effort. Price, complete, \$3.75.

### Perfection Corn Grader



Here is a small hand corn grader that will grade your seed corn in a very efficient and satisfactory manner. This grader is for the farmer and will more than pay for itself in a season. The grader gets three grades of corn. Price, \$1.75.

### SMALL GARDEN IMPLEMENTS

#### HUMPHREY'S CONCAVE POTATO KNIFE

With the Concave Potato Knife seed potatoes can be cut better and \$2.00 to \$3.00 an acre saved in seed and time by its use. The eyes cut with the knife have a compact piece and are surrounded by the greatest amount of tuber. If the same eye had been cut by a straight knife the piece would be thin, flat, and broad, liable to dry up and decay before germinating. Price, postpaid, 30c.

#### LANG'S HAND WEEDER

One of the best of this class, allowing use of hand while working. Each, 25c, postpaid.



#### HAZELTINE WEEDER



One of the best, solid steel, good size and durable. Each, 25c; postpaid, 30c.

### The Adjusto Plant Support

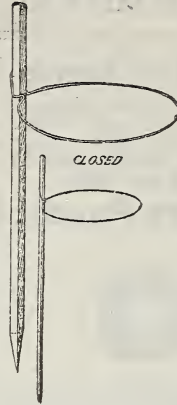
#### Patent Applied For.

Here is the simplest, strongest, and most efficient plant support we have ever seen.

The stake is of hardwood painted green and if repainted every season it will last for years. The heavy spring wire is also painted green and will not rust.

It is instantly adjusted to any height and can be adjusted as the plant grows without disturbing the plant. It is indispensable for Tomatoes, Roses, Paeonies, Dahlias, Hydrangeas, Carnations, and any other plants needing support.

We guarantee this support to please you. Order a dozen or two with your seeds and if you are not satisfied you can return them and we will refund your money.



Three foot, 17c each; \$2.00 per dozen. Four foot, 20c each; \$2.25 per dozen. Five foot, 22c each; \$2.50 per dozen.

Small Sizes for Flowers and Potted Plants.

18 inch, 10c each; \$1.10 per dozen. 24 inch, 12c each; \$1.25 per dozen.

Postage Extra. Larger sizes weigh one pound each and small sizes about 1/4 pound each.

### Cooper Hose Mender



The best "mender" on the market, made of brass, with barbs on each end, which prevents hose from slipping out. Will not rust or wear out. Millions in use. 1/2 or 3/4 inch, each, 15c.

DON'T OVERLOOK  
OUR PLANET, JR., LINE  
THE RIGHT TOOLS MEAN  
BETTER CROPS WITH  
LESS WORK.

#### COMBINATION WEEDER

Combining as it does both the rake and hoe, it is the most serviceable, durable, and perfect weeder on the market. Allows weeding close to the plants and is offered at about the same price as other weeders. Each, 25c; postpaid, 40c.


#### EXCELSIOR WEEDER

A very useful tool for weeding seed beds, stirring the ground, etc. This is one of the most useful tools in working the garden. No one should be without it. Each, 25c; postpaid, 30c.



#### STEEL TROWEL

It is one solid piece of steel and will outwear several of the ordinary sort. Price, 30c; postpaid, 40c.




### Neponset Paper Flower Pots

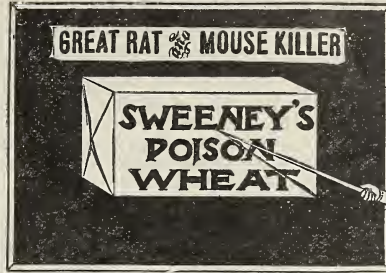


Made of waterproof fabric. Are absolutely unbreakable. The cheapest pot on the market. 2 1/4 inch size, 1,000 in crate, weight 15 lbs., per 100, 75c; per 1,000, \$6.00; 3 inch size, 1,000 in crate, weight 30 lbs., per 100, 90c; per 1,000, \$7.50; 4 inch size, 500 in crate, weight 26 lbs.; per 100, \$1.45; per 1,000, \$12.25; 5 inch size, 500 in crate, weight 45 lbs.; per 100, \$2.25; per 1,000, \$23.00.

### Black Hawk Corn Sheller



It has a sure regulating device and will shell any size ears. Easily fastened to the side of any box, bin, or barrel. Well made and cannot be beat at the price. \$4.00 each.




Sweeney's Poison Wheat is an article of merit, is clean and convenient to use, requires no mixing, no spreading on bread, no grease, not dangerous to cats or dogs. Just grains of wheat, the common food of the rodent, scientifically prepared so that it will attract them, and being saturated with a deadly poison, upon eating it they immediately die or leave the premises. Price, 15c, 30c, and 60c per pkg.

### Ant Driver

A non-poisonous powder which will kill or drive away ants from lawns. Box 35c.

### Apache Grist Mill

The Apache grinds all dry grains such as corn, wheat, rye, coffee, rice, and spices. Makes meal, flour, hominy chop, breakfast foods, etc. It will grind a quart of table meal in 2 minutes. The grinding plates can be taken out easily, for cleaning, and will last for years. It is equipped with a large flywheel and is ball-bearing, making it easy to run and a rapid grinder. The adjusting screw is easily turned by hand and is held in any position by a spring. Price, \$8.50 each.



### Asparagus Knife



Made of best steel. Used also to cut Dandelions from lawns. 45c each.

### BOOKS

A little more information may bring success to your efforts. The books listed below contain much valuable information.

|  | Per Copy |   |      |
|--|----------|---|------|
| Campbell's Soil Culture Manual                         | \$2.50   | The Dahlia Manual—W. W. Wilmore                                   | .35  |
| Vegetable Gardening—Samuel B. Green                    | .50      | Standard of Perfection—American Poultry Ass'n.                    | 2.00 |
| Spraying for Profit—Howard Everts Weed                 | .20      | The Poultry Manual—Webb Publishing Company.                       | .25  |
| Vegetable Gardening, leather back—Samuel B. Green      | 1.00     | Money in Squabs—J. C. Long & G. H. Brinton                        | .50  |
| Window Flower Garden—Heinrich                          | .50      | Minorcas of Every Comb and Color—Geo. H. Northrup                 | .50  |
| Greenhouse Construction—Taft                           | 1.50     | Reliable Poultry Remedies—Reliable Poultry Journal Publishing Co. | .25  |
| Celery Culture—Beattie                                 | .60      | Money in Broilers and Squabs—Michael K. Broyer                    | .50  |
| New Onion Culture—Greiner                              | .60      | The Poultry Breeders Egg Record and Account Book                  | .25  |
| The New Rhubarb Culture—Morse                          | .60      | De Puy's Popular Poultry Book No. 11                              | .25  |
| Tomato Culture—Tracy                                   | .50      | Capons for Profits—T. Greiner                                     | .50  |
| A Manual on Phlox—C. S. Harrison                       | .25      | The Plymouth Rocks  | 1.00 |
| A Manual on Paeony—C. S. Harrison                      | .25      | The Asiatics  | .50  |
| The Iris Manual—C. S. Harrison & S. H. King            | .25      | The Rhode Island Reds   | 1.00 |
| Mushroom Culture—American Spawn Company                | .35      | Poultry Houses and Fixtures                                       | 1.00 |
| How to Grow Evergreens—C. S. Harrison                  | .25      | The Wyandottes  | 1.00 |
| Cabbage and Cauliflower for Profit—W. Atlee Burpee Co. | .30      |   |      |

## The Cyclone Seeder

A good seed sower will pay for itself in the sowing of a few acres. Three-fourths of a bushel of seed distributed evenly will give better results than a bushel of seed poorly distributed.

The Cyclone Seeder will distribute the seed perfectly even and will not throw it in an upward direction or against the operator but direct and evenly to the ground.


The machine is supplied with a patented interlock, double flange, non-solder tin distributing wheel and an automatic feed adjustment so that the seed can be let on or shut off instantly.

Three special features of the Cyclone are—Slant Feed Board, Sheet Steel Oscillating Feed Plate, Non-Solder Tin Distributing Wheel. Price, each, \$3.00.



## Cahoon's Patent Hand Seed Sower

For sowing alfalfa, wheat, oats, barley, rye, buckwheat, grass seeds, etc. The best machine of the kind in the market. The grain is held in tight sheet iron hopper, surrounded by a bag that will hold a bushel of seed. This is suspended by a strap from the operator's neck and held in position by a strap around the waist. The seed is thrown from eight to twenty feet on each side of the operator, the heaviest seed being, of course, thrown the greatest distance. Price, \$5.00.



## Royal Wheelbarrow Grass Seeder


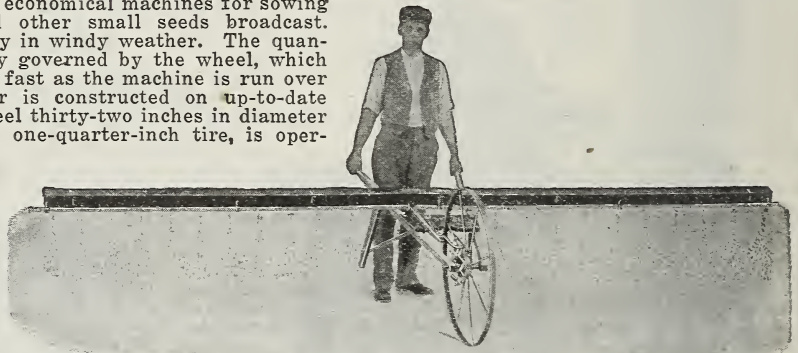
Wheelbarrow Grass Seeders have won for themselves first place among all kinds of grass seeders. They have demonstrated that

they are the most accurate and economical machines for sowing Clover, Timothy, Alfalfa, and other small seeds broadcast. They run easily and sow evenly in windy weather. The quantity of seed sown is accurately governed by the wheel, which moves correspondingly slow or fast as the machine is run over the ground. This new seeder is constructed on up-to-date principles. It has a strong wheel thirty-two inches in diameter with an inch-and-a-quarter by one-quarter-inch tire, is operated by a device that engages the wheel close to the hub, having a working correspondingly easy. It is instantly thrown out of gear, and amount of seed sown is quickly governed by changing the pin in the index plate as thereon indicated. This seeder does not injure or bunch the seed, but distributes it evenly the full length of the hopper. We realize that we have competition in other kinds of seeders and wish to call your attention to this one point:

Please note that the wheelbarrow seeders offered for less money have wooden wheels. You know how long these wooden wheels will last in comparison with the steel wheels of the Royal.

No. 11. Single Hopper Seeder. Sows all small seeds like clover, timothy, and alfalfa with hopper 14 ft. long. Price, each, \$10.00.

No. 12. Double Hopper Seeder. Sows all small seedlike clover, timothy, alfalfa, and also chaffy seeds like red top, orchard grass, and clean blue grass, with hopper 14 feet long. Weight of seeder complete, 40 to 50 pounds. Price, each, \$11.50.



## Clipper Seed and Grain Cleaners

You no doubt have admired the purity of our Alfalfa, Clover, and other seeds. All of these were cleaned on Clipper Mills and show the quality of the work done by these excellent cleaners. We have been using Clipper Mills in our warehouses for over 30 years and we know that they do good work.

The Clipper cleans by means of screens which separate the grains of different sizes and also by means of a vertical air blast which separates seeds of different weights. This is an exclusive feature of the Clipper and by means of this light and shrunken grains can be blown out of the plump, heavy seeds.

Each mill is equipped with a complete set of twelve screens especially selected for general seed and grain cleaning.

The No. 1B and No. 2B are identical except in size, capacity, and price. We can furnish a six inch driving pulley so that power can be used for 50c extra.

|                      |                      |                      |
|----------------------|----------------------|----------------------|
| F. O. B. Lawrence    | F. O. B. Oklahoma    | F. O. B. Denver      |
| No. 1B ..... \$38.00 | City                 | No. 1B ..... \$39.00 |
| No. 2B ..... 45.00   | No. 1B ..... \$38.50 | No. 2B ..... 46.00   |
|                      | No. 2B ..... 45.50   |                      |

Prices include the full set of twelve screens.

# Blatchford's Products

The outstanding reason for the great popularity of the Blatchford line of milk-substitutes for calves, pigs, lambs, colts, rabbits, and poultry, is that each of them gives bigger profits, better, and quicker results to farmers, dairymen, and poultrymen, than they can secure from ANYTHING else. Always insist on **BLATCHFORD'S**—the name is a **GUARANTEE** of satisfaction.

## Blatchford's Calf Meal



**First on the Market. First in Quality. First in Results.**

Blatchford's Calf Meal is the original milk-substitute. It was the first on the market. For over one-third of a century it has been successfully used in raising calves by the most progressive farmers and dairymen in this country. It is the only calf meal backed by so remarkable a record.

Its success is due to three things. **FIRST**—its quality. Blatchford's above all a quality calf meal. Only the best materials are used in its manufacture. It contains no waste materials or by-products of low feeding value. **SECOND**—it contains all the nutritive and growth-producing properties required by the calf. The finest and healthiest of calves can be raised upon it. **THIRD**—it is economical. One pound makes a full gallon of pure milk-substitute and it can be used at less than half the cost of using milk. Sold in 100, 50, and 25 lb. bags. Satisfaction guaranteed with every bag.

## Blatchford's Pig Meal

Carries Pigs Safely Through the Critical Weaning Period.

It contains just the right percentage of vegetable protein, fat, etc., in correctly diversified form to grow bone and muscle. Little pigs relish it and thrive upon it. It "makes the runts catch up."

Sold in 100, 50, and 25 lb. bags. Satisfaction guaranteed.

**SELL ALL YOUR MILK**  
At High Prices  
and  
**RAISE YOUR CALVES**  
on  
**Blatchford's Calf Meal**

Maturing or weaning all your calves rapidly on Blatchford's Calf meal, at a cost of about one-fifth of what you get for your milk, then selling all the milk at a good profit, should certainly appeal to you as a good, profitable proposition.

## Blatchford's Milk Mash

Should Be Every Chick's First Feed.

Blatchford's Milk Mash is the favored starting and growing feed for the most prominent poultry-raisers in the country. It contains all the feeds and nutriment chicks need right from the start. It shields them from white diarrhoea, bowel trouble and leg weakness.

This mash is neither a tonic nor a medicine but a nutritious, wholesome, palatable body-builder. It promotes health, vitality, and growth, by building up sturdy, disease-resistant frames. It does not force, but by supplying proper nourishment to each and every part of the body, promotes steady and complete development in the shortest possible time.

Blatchford's Milk Mash contains no screenings, hulls, or cheap by-products from the manufacture of breakfast foods, cereal foods, or scratch grains. It carries chicks all the way—starts, grows, and matures—without change of feed.

This is the safest, the most economical, and the best starting and growing feed on the market. Use it. Sold in 100 and 25 lb. bags. Satisfaction guaranteed.



## Blatchford's Egg Mash

"Fill-the-Basket"

Blatchford's Egg Mash contains a large variety of the best materials available for egg manufacture. It successfully solves the problem of securing eggs both winter and summer.

Feed it—you will find it a profitable thing to do. Sold in 100 and 25 lb. bags.



## Blatchford's Rabbit Meal

Solves the Rabbit-Feeding Problem

This inexpensive milk-substitute feed contains all the nutritive elements the rabbit requires for proper development and growth. It will put your rabbits in condition and keep them so.

Always feed it to your weanlings, to growing stock, to nursing does and stud bucks.

Sold in 25 lb. bags. Contains no drugs or tonics.



FARM TOOLS

# Planet Jr


GARDEN TOOLS

You can't afford to cultivate in the old slow back-breaking way. The Planet Jr. way takes the drudgery out of labor, and produces bigger, better crops. Planet Jrs. are the greatest time-savers ever invented for farm or garden; and the most economical cultivating tools you can use.

No. 3 Planet Jr. Hill and Drill Seeder.


Price, \$22.00.

Holds 3 Quarts of Seed. A favorite among onion growers, market gardeners, and seedsmen. Sows accurately in a narrow line, making wheel-hoe cultivation easy.



No. 4 Planet Jr. Combined Hill and Drill Seeder, Wheel Hoe, Cultivator, and Plow, \$23.50.


No. 4D, Hill and Drill Seeder, less the cultivating attachments, \$18.75.



This accurate, durable, and easy-running tool sows all garden seeds from the smallest up to peas and beans in hills, 4, 6, 8, 12, or 24 inches apart, or in drills at the proper thickness and depth; rolling down and marking out the next row at one passage. No time is lost. No seed is wasted. By removing the seeder parts you have a first-class single wheel hoe with a set of specially hardened steel tools. Makes the care of a garden a pleasure as well as very profitable. Can be used successfully by men, women, or growing boys.

No. 25 Planet Jr. Combined Hill and Drill Seeder, Double Wheel Hoe, Cultivator and Plow. Price, \$26.50.

Steel Frame.



This combination is intended for gardeners who have a large enough acreage in crops for a double wheel hoe to be used to good advantage, and yet prefer not to buy seeders and wheel hoes separately.

As a seeder it is practically the same as the Planet Jr. No. 4, and as a wheel hoe has the same steel frames and cultivating attachments as the Planet Jr. No. 12 Double Wheel Hoe.

No. 23 Planet Jr. Combined Hill and Drill Seeder, Wheel Hoe, Cultivator, Rake, and Plow. Price, complete, \$23.00.




The No. 23 is one of our best and most complete hill and drill seeder and single wheel hoe. Accuracy of construction makes for accuracy in operation. Saves seed and labor, and insures a more even stand of plants and a more satisfactory crop.

No. 1 Planet Jr. Combined Drill Seeder, Wheel Hoe, Cultivator, and Plow. Holds 3 pints. Price, complete, \$18.75.



The older Planet Jr. No. 1 Seeder has given complete satisfaction over 30 years, are used the world over, and except our hill and drill seeders are the most perfect known.

No. 6 Planet Jr. Combined Hill and Drill Seeder, Wheel Hoe, Cultivator, and Plow. Price, \$26.00.



Holds Over 2 Quarts of Seed.

**WHAT IT WILL DO.** It drops all garden seeds in hills and sows in drills, with the greatest regularity, in a narrow line, to any exact depth required, covers rolls down and marks the next row, all at one passage. As a wheel hoe it hoes, cultivates, and plows all garden crops, completing a row at every passage up to 16 inches in width.


Planet Jr. tools are the product of a practical farmer's inventive genius and manufacturing experience of half a century. Last a lifetime. Fully guaranteed.



**No. 11 Planet Jr. Double Wheel Hoe, Cultivator, Plow, and Rake.**

Price, \$19.00.

A single and double wheel hoe in one. Straddles crops till 20 inches high, then works between. Has steel frame. The greatest hand-cultivating tool in the world.



Steel Frame, 14 inch Steel Wheels.

A double and single wheel hoe in one. Straddles crop till 20 inches high, then can be worked between rows with one or two wheels.

The hoes are wonderful weed killers and leave the ground almost level. The cultivator teeth are of improved design and admirable for deep work. The plows are invaluable for opening furrows for manure, etc.; for covering and for plowing to or from the crop. The rakes do fine cultivation and gather up trash. The leaf lifters enable close work when plants are large or leaves are flat on the ground. The greatest hand cultivating tool made. All steels are now hardened by a new process, giving longer wearing and easier running tools.

**No. 12 Planet Jr. Double and Single Wheel Hoe.**

Price, \$15.50.

This tool is identical with No. 11 Double Wheel Hoe, except that it has one pair plows, one pair hoes, four cultivator teeth and a pair of leaf-lifters only, and is sold at a correspondingly less price. The attachments sold with No. 12 are what gardeners use most, and the others can be added as wanted.

**No. 13 Planet Jr. Double Wheel Hoe.**

Price, \$11.00.


This tool is the No. 12, with 6 inch hoes only, these being the tools that are most used. Any of the attachments shown with No. 11 may be added at any time.

**No. 13½ Planet Jr. Double Wheel Disc Hoe.**

Weight, 33 lbs.

Same as No. 14, but has one pair of discs and one pair of leaf lifters only. Price, complete, \$13.00.

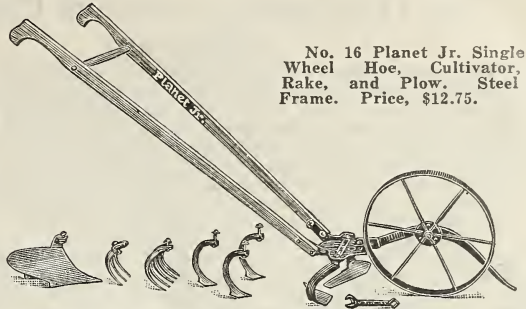
**No. 14 Planet Jr. Double Wheel Disc Hoe, Cultivator and Plow. Steel Frame.**  
Price, \$17.00.



This new tool will give excellent satisfaction; is especially pleasing to all who work peat lands. There are three oil tempered discs on each side. The frame is steel.

The set of prong cultivator teeth are constructed on entirely new lines, and will be found invaluable in general cultivation.

The plows are the regular Planet Jr. model and are continually valuable for furrowing, covering, and plowing.



**No. 16 Planet Jr. Single Wheel Hoe, Cultivator, Rake, and Plow. Steel Frame.** Price, \$12.75.


These Single Wheel Hoes are the highest type of their class. They have a great variety of attachments which adapt them to a large variety of work, and there is scarcely any garden cultivation they will not do.

Nos. 16, 17, 17½, and 18, have the same steel wheels, frames, and handles, but the attachments sold with each vary.

The handles are adjustable in height. The frame is steel, convenient and strong with quick change device by which to exchange the tools without removing the nuts.

All attachments are of a special pattern, carefully tested by practical men; no others ever offered compare with them.

**No. 17 Planet Jr. Single Wheel Hoe. Steel Frame and Wheel.** Price, \$10.75.



You can do more and better hoeing with it in one day than you can do in three days with a hand hoe. The No. 17 has a pair of 6 inch hoes, a plow and a set of cultivator teeth, an outfit sufficient for most garden work.

**No. 17½ Planet Jr. Single Wheel Hoe.**

Weight, 21 lbs. Price, \$9.15.

This tool is identical with No. 16, except in equipment. The pair of 6 inch hoes, three cultivator teeth and leaf lifter which go with it, are all the finest of their kind.

**No. 18 Planet Jr. Single Wheel Hoe.**


Weight, 19 lbs. Price, \$7.50.

This has one pair of 6 inch hoes only—the tools that are most constantly useful throughout the season. Other attachments can be added as needed.

**No. 38 Planet Jr. Single Wheel Disc Hoe, Cultivator, and Plow.** Price, complete as in cut, \$13.00.

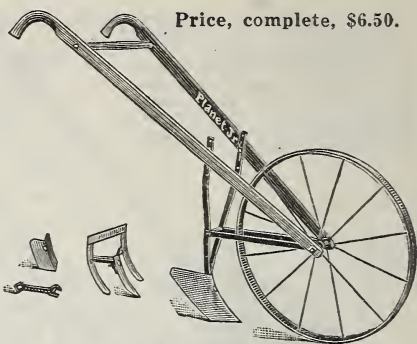
Packed, weight, 29 lbs.

One set discs, one pair three-pronged cultivator teeth, one plow, one leaf lifter.



No. 38 Planet Jr.

## No. 119 Planet Jr. Garden Plow and Cultivator



Price, complete, \$6.50.

This new member of the "Planet Jr." family will appeal to all those who prefer a high wheel tool for their garden work. Where the soil has not been so thoroughly and carefully prepared, the high wheel undoubtedly makes an easy running tool.

The wheel is 24" in diameter with a rim 1½" wide, insuring easy running in the lightest soil.

The equipment is so complete that it will meet all the needs of the ordinary garden, where the adjustments and refinements of the higher priced Wheel Hoes are not required.

The plow is the same as has been used for a number of years on our No. 19 Garden Plow and has proven most satisfactory. It may be used for plowing the ground in the Spring, going twice in each furrow. Later it will open furrows for fertilizer or for planting, covers them, and plows to or from the crop during the season.

The wide cultivator tooth may also be used for opening furrows, or for cultivating and hilling between the rows of plants.

The three-prong cultivator teeth are made of steel and are especially hardened. They will break up the soil deep or shallow, and give excellent and thorough cultivation.

The center tooth of the three-prong may be used alone (or separately) for extra deep work. Before sowing the seed, open a furrow with the plow, put in the fertilizer, then use the single narrow tooth to loosen the ground to an extra depth and to stir in the fertilizer.


The scuffle blade is just the thing for weed cutting and shallow cultivation. It leaves a fine mulch to prevent rapid loss of moisture by evaporation.

The handles are strong and are provided with "plow handle" grip. They are adjustable for height to suit adult or child.

The depth of work is controlled by adjusting the standards where they bolt to the handles. This is so arranged that with any given height of the handles, there is practically no change in the pitch of the teeth when the depth is changed.

This tool is light and strong, and is built with the same care for detail which has made the "Planet Jrs." the leaders among the hand tools of the world.


## Planet Jr. Star Pulverizer, Leveler and Weeder



Weight, 10 lbs.

Price, \$7.35.

This new tool is especially adapted for preparing the seed bed. After the ground has been plowed with the Wheel Hoe plow or spaded, this Pulverizer will be found of great value in smoothing and fining the surface of the soil, putting it in the best possible condition for the seed planter. It is much more thorough and rapid in its work than an ordinary garden rake, thoroughly pulverizing lumpy soil. Use like a carpet sweeper or vacuum cleaner with sufficient pressure



Thorough Preparation for Seeding.

The rear blade cutting 13½ inches levels the ground perfectly. After the crops are started it may be used between the rows as a weeder or as a crust breaker, leaving a fine mulch. It is a great tool for the small garden, while the vegetable grower will find many uses for it, especially under the laterals in overhead irrigation. Works equally well both forwards and backwards.

## Extras for Planet Jr. Hand Machines



**HOES.** C & D1 for cast frame wheel hoes. C11 and D11 for steel frames. Made in four widths. Cutting 4½ inch, per pair, \$1.50; 6 inch, per pair, \$1.65; 7 inch, per pair, \$1.85; 8 inch, per pair, \$2.00.

**PEAT LAND HOES.** Like the C & D Hoes, but with extra wide high shields to prevent dirt from falling back and covering the plants. 6 inch cut only, \$2.45 per pair.

**CULTIVATOR TEETH.** No. 1395. Fit combined seeders and double and single wheel hoes. Each, 45c.

**PLOWS for Single Wheel Hoes.** R3 for cast frames, R6 for steel frames. \$1.85 each.

**PLOWS for Double Wheel Hoes.** M4 and N4 for cast frames, M5 and N5 for steel frames. \$1.85 per pair.

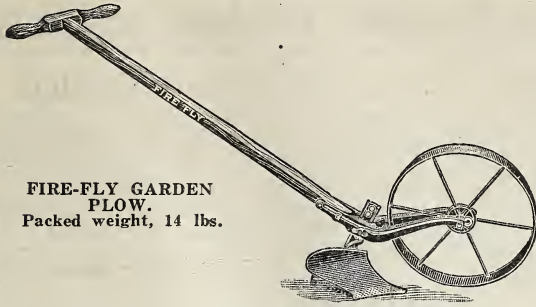
**DOUBLE MOULDBOARD PLOW.** It can be set to furrow wide or narrow, or to hill much or little. Width at widest, 14 inches; narrowest, 10 inches, \$2.50 each. With connecting piece for double wheel hoes and No. 25, 85c extra.

**THREE-PRONG CULTIVATOR TEETH.** For fine, deep work. \$2.20 per pair.

**ONION HARVESTER.** 8 inch size for onions and onion sets. These make splendid weeders. \$1.90 each.

**RAKES** made in 3 sizes. Three tooth, \$1.40 per pair; five tooth, \$1.80 per pair; seven tooth, \$2.20 per pair.

**NOTE**—All attachments on this page will fit Planet Jr. Single and Double Wheel Hoes and Combined Seeders and Wheel Hoes, excepting Nos. 19, 31, 33, 60, 65, and 66.

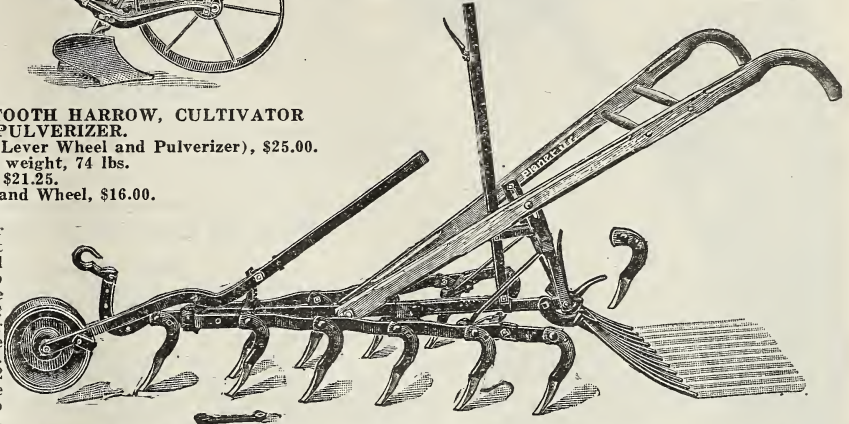


**FIRE-FLY GARDEN PLOW.**  
Packed weight, 14 lbs.

**FIRE-FLY GARDEN PLOW.**  
Price, \$5.00.

**THIS TOOL IS EXCEEDINGLY USEFUL** to owners of small gardens. It will throw a furrow four to six inches wide and one to three inches deep, and deeper by going twice. Furrows for manure or seeds can be opened and covered. In cultivating, plow away, weed the row and plow back again. This tool will enable a busy man to do in his spare minutes nearly all the work of a family garden. Chicken raisers find it of great advantage in plowing up their scratching yards.

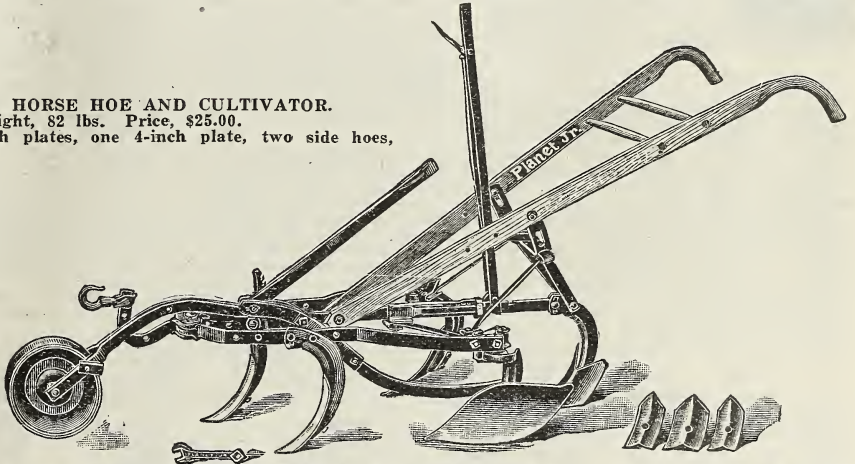
**PLANET JR. TWELVE-TOOTH HARROW, CULTIVATOR AND PULVERIZER.**  
No. 90, complete (with Steel Lever Wheel and Pulverizer), \$25.00.  
Packed weight, 74 lbs.  
No. 90B. Less Pulverizer, \$21.25.  
No. 90D. Less Pulverizer and Wheel, \$16.00.



Gardeners cultivate better than formerly and find it pays. The chisel-shaped teeth on this tool go as deep or shallow as you like, close to row, without injuring plants, cut out all weeds, stir the soil and mellow and fine it as with a garden rake. Any width from 12 to 32 inches. A special favorite with strawberry and tobacco growers, market gardeners, truckers, and small fruit growers. The wheel won't clog; the pulverizer leaves the ground in perfect condition for seeding or plant setting.

The wheel won't clog; the pulverizer leaves the ground in perfect condition for seeding or plant setting.

**NO. 8 PLANET JR. HORSE HOE AND CULTIVATOR.**  
Equipment: Four 3-inch plates, one 4-inch plate, two side hoes, one 7-inch shovel.



**THE "PLANET JR." NO. 8 HORSE HOE AND CULTIVATOR.** Probably no other cultivating machine is so widely known as the "Planet Jr." Combines Horse Hoe and Cultivator, for it is in use throughout the civilized world. It is so strongly built as to withstand incredible strain, yet it is light and easy to handle. The Frame is longer than usual and about one and a half inches higher, making a tool that will not clog easily. The Standards are formed up hollow with round throats of stiff steel, they polish quickly and free themselves readily from obstructions and they clasp the frame and strengthen it. The Depth is under perfect control by means of a new lever wheel and the new patented depth regulator which is moved instantly in unison by a single lever making exact work, steadying the machine and relieving the operator. The Expander. This is an entirely new pattern, superior to all other forms, exceedingly strong, simple, accurate, and positive in all positions. Handles and Braces. These are also new and the most effective and stiffest combination known, at once making the tool rigid, yet allowing every adjustment of handles in height and sidewise. The Reversible Side Hoes. Patented, are an important part of the implement. As shown in the cut, they act as plows and hillers, but when turned end for end the tool becomes a genuine hoe, working so closely that an immense amount of hard labor is avoided. Every part is perfected to make the tool acceptable to the farmer who knows the best is cheapest.

**USEFUL BOOKS FOR THE PRIVATE OR COMMERCIAL GARDENER.**

- We carry in stock the following books on gardening, etc., which we will furnish postpaid to any address on receipt of price.
- |  |   |
|--|---|
| <p>Practical Suggestions on Vegetable Culture. Price, 25c.<br/>Coburn's Book on Alfalfa. By F. D. Coburn. Price, 60c.<br/>How to Grow Mushrooms. Price, 10c.<br/>Helpful Hints to Broom Corn Growers. Price, 10c.<br/>Broom Corn and Brooms. Price, 25c.<br/>Sweet Peas, Up-to-Date. Price, 10c.<br/>Celery for Profit. Illustrated. By Grenier. Price, 50c.</p> | <p>How to Grow Asparagus. By Hexamer. Price, 50c.<br/>Lupton's How to Grow Cabbage and Cauliflower for Profit. Price, 30c.<br/>New Rhubarb Culture. Price, 50c.<br/>Onion Culture. Price, 50c.<br/>Onions for Profit. Price, 25c.</p> |
|--|---|

# Some Useful Tables, a Few

## Make Yours a Full Season Garden

You would be surprised to learn how much you can grow in even a small garden if it is kept working. Make your plans on paper before you begin and you will find it easy to make your garden yield double the ordinary crop.

Radish and Lettuce can be followed with Dwarf Beans, Onion Sets with Lettuce, Beets with Turnips, Peas with Late Cabbage, Early and Medium Cabbage by Carrots and Beets, Dwarf Peas by Late Peas, etc.

Barteldes Garden Guide will help you make your plans, and Barteldes Seeds will help your plans succeed.

### CREAMED SPINACH.

Wash spinach well and cook in slightly salted boiling water 15 or 20 minutes, drain well and season with a cream dressing matter of 1 tablespoon butter, and 1 tablespoon flour and milk to thicken. Put spinach on toast and pour dressing over. Serve hot.

### SCALLOPED CABBAGE.

Cut as for slaw and cook for ten or fifteen minutes in boiling water, drain and butter a baking dish. Put in alternate layers of cabbage and crackers with plenty of butter and pepper and salt. Moist with milk and bake half an hour.

### FRIED TOMATOES

Select firm but not too ripe tomatoes, slice one-half inch in thickness, dip in flour and fry until brown in butter. Place in a platter when all fried and make a dressing of cream poured into pan and let simmer a few minutes. Pour over tomatoes.

### STEWED MUSHROOMS.

Boil fifteen minutes in salted water and drain. Make a dressing of 1 cup of cream with plenty of pepper and salt and put all together and simmer for a few minutes. Serve alone or on buttered toast.

### A QUICK WAY TO COOK CABBAGE

One complaint during hot weather is that it takes so long to cook cabbage unless a fireless cooker is employed. Here is a quick and very palatable way to prepare it—fry it. This is also the old country sweet and sour cabbage.

Chop the cabbage fine, half an ordinary head, and fry it in two tablespoonfuls of butter for ten minutes, turning frequently to prevent scorching, as it must be watched closely. Then add two tablespoonfuls of vinegar mixed with two tablespoonfuls of sugar or less, according to taste, stirring to thoroughly incorporate. Cover the skillet and let slowly simmer on a low blaze, if gas or gasoline stoves are used, or on the back of the range if a coal stove, for ten or fifteen minutes more, depending upon the heat.

### COOKING YOUNG CARROTS.

Young carrots, boiled, with a dressing of butter, are a welcome addition to the menu, but for the gardener who has a large supply of them, a variety in their preparation is necessary.

Cut twelve young carrots into strips about a quarter of an inch thick and place a saucepan with half a tablespoonful of butter and a cup of soup stock, veal or chicken preferred, season with salt and pepper, add a teaspoonful of sugar, two good sized leaves of parsley, stir and boil for about ten minutes. Remove from the griddle and set in the oven and allow them to bake for thirty minutes. Remove the parsley leaves and serve.

The parsley and soup stock add a fine flavor in combination with the carrots.



Tulips, Hyacinths, Narcissus, and Crocus bloom very early in the Spring and are certainly very beautiful. Many people overlook the fact that these bulbs must be planted in the fall. Perhaps you, too, have wanted some of these flowers but forgot about them until too late.

We send out in August our fall bulb catalog. This lists a complete line of Hyacinths, Tulips, Narcissus, and other bulbs. They are inexpensive and easily grown. If this book is not delivered to you, write for it.

**PLANTING TABLE FOR VEGETABLES**

| Variety.             | Amount of Seed Required. | Time of Maturity. | Distance Between Plants in Row. | Distance Between Rows. | Depth of Planting. |
|----------------------|--------------------------|-------------------|---------------------------------|------------------------|--------------------|
| Beans, Bush .....    | 1 lb. to 60 feet         | 60-80 days        | 2 to 5 inches                   | 20-36 inches           | 1/2 inch           |
| Beans, Pole .....    | 1 lb. to 50 hills        | 72-90 days        | 30-40 inches                    | 30-40 inches           | 1/2 inch           |
| Beets .....          | 1 oz. to 60 feet         | 45-60 days        | 2-4 inches                      | 12-30 inches           | 1/2-1 inch         |
| Cabbage, Early ..... | 1 oz. to 2000 plants     | 90-110 days       | 12-18 inches                    | 24-36 inches           | 1/4 inch           |
| Cabbage, Late .....  | 1 oz. to 2000 plants     | 110-120 days      | 15-25 inches                    | 24-36 inches           | 1/4 inch           |
| Carrots .....        | 1 oz. to 150 feet        | 60-100 days       | 2-4 inches                      | 12-30 inches           | 1/4-1/2 inch       |
| Cauliflower .....    | 1 oz. to 2000 plants     | 75-100 days       | 16-24 inches                    | 20-36 inches           | 1/4 inch           |
| Celery .....         | 1 oz. to 2500 plants     | 75-100 days       | 2 inches                        | 18-36 inches           | 1/8-1/4 inch       |
| Cucumber .....       | 1 oz. to 50 hills        | 65-80 days        | 12-36 inches                    | 40-60 inches           | 1/2-1 inch         |
| Egg Plant .....      | 1 oz. to 1000 plants     | 90-140 days       | 20-30 inches                    | 24-36 inches           | 1/4 inch           |
| Endive .....         | 1 oz. to 3000 plants     | 100 days          | 12 inches                       | 18-30 inches           | 1/2 inch           |
| Lettuce .....        | 1 oz. to 80 feet         | 30-90 days        | 5-8 inches                      | 12-30 inches           | 1/4-1/2 inch       |
| Melon, Musk .....    | 1 oz. to 60 hills        | 90-130 days       | 4 feet                          | 6-8 feet               | 1 inch             |
| Melon, Water .....   | 1 oz. to 30 hills        | 100-130 days      | 6 feet                          | 8-12 feet              | 1 inch             |
| Okra .....           | 1 oz. to 100 hills       | 90-140 days       | 2-4 inches                      | 3-5 feet               | 1 inch             |
| Onion Seed .....     | 1 oz. to 100 feet        | 125-150 days      | 2-4 inches                      | 12-36 inches           | 1/2 inch           |
| Onion Sets .....     | 1 lb. to 25 feet         | 100 days          | 2-4 inches                      | 12-36 inches           | 1 inch             |
| Parsley .....        | 1 oz. to 125 feet        | 65-90 days        | 3 inches                        | 12-36 inches           | 1/2 inch           |
| Parsnip .....        | 1 oz. to 150 feet        | 120-150 days      | 3-4 inches                      | 18-36 inches           | 1/2 inch           |
| Peas .....           | 1 lb. to 60 feet         | 45-75 days        | 1 inch                          | 30-48 inches           | 1 inch             |
| Pepper .....         | 1 oz. to 1000 plants     | 90-120 days       | 18-30 inches                    | 24-36 inches           | 1/2 inch           |
| Pumpkin .....        | 1 oz. to 20 hills        | 75-90 days        | 6 feet                          | 8-12 feet              | 1 inch             |
| Radish .....         | 1 oz. to 100 feet        | 20-75 days        | 1 inch                          | 12-36 inches           | 1/2 inch           |
| Salsify .....        | 1 oz. to 100 feet        | 150 days          | 2 inches                        | 18-36 inches           | 1/2 inch           |
| Spinach .....        | 1 oz. to 100 feet        | 40-60 days        | 2 inches                        | 12-36 inches           | 1 inch             |
| Squash, Bush .....   | 1 oz. to 30 hills        | 65-70 days        | 4 feet                          | 3-4 feet               | 1 inch             |
| Squash, Winter ..... | 1 oz. to 30 hills        | 125 days          | 6 feet                          | 7-10 feet              | 1 inch             |
| Tomato .....         | 1 oz. to 1250 plants     | 125-150 days      | 3-4 feet                        | 3-5 feet               | 1/2 inch           |
| Turnip .....         | 1 oz. to 150 feet        | 45-90 days        | 2 inches                        | 18-36 inches           | 1/4 inch           |

# Uncommon Recipes, and Some Gardening Hints

## WILTED GREENS

Europeans, particularly the French and south Germans, in Spring, make great use of wilted greens, a dish that has become popular with Americans in many sections. Wilted greens are half-way between a salad and a boiled vegetable, being more of the former than the latter. Here is the usual method of preparing them, using dandelions, lettuce, or cress as a rule. Chop an onion fine, and fry it slowly in bacon drippings, half cup of drippings being enough for servings for four people—liberal portions. Add to the drippings two tablespoonsful of vinegar, and stir it well into the hot fat. Then pour over the greens and toss or mix so that it is thoroughly incorporated. A dash of cayenne, or more liberal supply of paprika is sometimes used. More or less vinegar may be added to suit the taste.

## BAKED RICE AND TOMATOES

2 Cups Cooked Rice.  
 2 Cups Cooked Tomatoes.  
 Dash of Red Pepper.  
 2 Tablespoons Butter.  
 1 Tablespoon Sugar.  
 1 Light Teaspoon Salt.  
 Mix well and bake 20 minutes. Sweet Corn may be substituted for Rice.

## KOHL RABI AND CARROTS

Boil thinly sliced Kohl Rabi and Carrots together until tender. Drain and add 2 tablespoons melted butter to which has been added a dash of flour, salt, and pepper.

## CARROTS AND PEAS

Wash, scrape and cut carrots in strips, cubes or fancy shapes; cook until soft in boiling salted water. Drain, add an equal quantity of cooked green peas.

Season with butter, salt, and pepper, or serve with white sauce. Another good way is to serve with potato balls.

## CORN FRITTERS

One dozen ears of sweet corn, grated, three beaten eggs, two tablespoons milk, two tablespoons flour, 1 teaspoon salt, and a little pepper. Bake in small cakes on a griddle with plenty of butter; or drop by spoonfuls into drip fat, and fry a golden brown. The fat should be as hot as that for doughnuts. Serve hot.

## FRIED CUCUMBERS

Pare cucumbers and cut in one-third inch slices. Dry, sprinkle with salt and pepper, dip in crumbs, egg, and crumbs again, fry in deep fat and drain.

## STUFFED EGG PLANT

1 egg plant.  
 1 cup softened stale bread crumbs.  
 2 tablespoons butter.  
 ½ tablespoons finely chopped onions.  
 1 egg beaten, salt, pepper, and paprika to taste.  
 Cook egg plant 15 minutes in enough boiling salted water to cover. Cut a slice from the top and remove pulp, taking care not to come too close to the skin. Chop pulp and add crumbs.  
 Melt butter in frying pan, add onion and fry five minutes. Add chopped pulp, crumbs and seasoning, and cook five minutes. Let cool slightly, add beaten egg and refill egg plant. Cover with buttered bread crumbs (½ tablespoon butter to cup crumbs) and bake twenty-five minutes in hot oven.

## FRIED KOHL RABI

Parboil for half an hour, cut in half and fry in butter fifteen or twenty minutes. Serve over them the butter in which they were cooked and dredge with salt and pepper. The time required to cook Kohl Rabi depends largely upon the age at which it is used.

## FRIED SUMMER SQUASH

Select a very young summer squash and cut it in small pieces, removing seed and stringy portions. If squash is not young and fresh it should be peeled. Fry half an onion in one tablespoon of butter. When beginning to brown add squash and season with salt and pepper. Cook ten minutes, add one-quarter cup hot water and continue cooking until squash is tender.

## BAKED WINTER SQUASH

Cut squash into pieces about two inches square and remove seeds and stringy portions. Sprinkle with salt and pepper and dots of butter. Put in a dripping pan and bake in a moderate oven about fifty minutes, or until soft. Serve in shell with butter, or scooped from shell and mashed. Season to taste.

## KANSAS STANDARD WEIGHTS

**For Field and Other Seeds, and Amount Required to Plant an Acre.**

|   | No. lbs.<br>to acre      | No. lbs.<br>to bu. |
|---|--------------------------|--------------------|
| Alfalfa .....                                 | 20 to 30                 | 60                 |
| Barley .....                                  | 48 to 96                 | 48                 |
| Beans, Navy .....                             | drilled 30 to 90         | 60                 |
| Bermuda Grass .....                           | 3 to 5                   |                    |
| Buckwheat .....                               | 25 to 50                 | 48                 |
| Broom Corn .....                              | 12 to 15                 | 30                 |
| Clover, Red .....                             | 12 to 15                 | 60                 |
| Clover, White Dutch and Alsike .....          | 5 to 8                   | 60                 |
| Corn, Field, shelled .....                    | 8 to 10                  | 56                 |
| Corn, Sweet .....                             | in hills 8 to 10         |                    |
| Cow Peas, drilled, 15 to 30; broadcast .....  | 30 to 60                 | 60                 |
| English Blue Grass .....                      | 12 to 18                 | 22                 |
| Esparsette Clover .....                       | 40 to 45                 | 60                 |
| Essex Rape .....                              | 8 to 10                  | 60                 |
| Feterita .....                                | 3 to 5                   | 56                 |
| Flax .....                                    | 28 to 42                 | 56                 |
| Hungarian Brome Grass .....                   | 25 to 30                 | 14                 |
| Hemp .....                                    | 30 to 60                 | 44                 |
| Johnson Grass .....                           | 25 to 30                 | 25                 |
| Kentucky Blue Grass .....                     | 30 to 40                 | 14                 |
| Kaffir Corn .....                             | drilled for seed 4 to 5  | 56                 |
| Kaffir Corn .....                             | sown for fodder 25 to 50 | 56                 |
| Lawn Grass, mixed .....                       | 36 to 40                 | 14                 |
| 1 lb. to 100 sq. ft. of lawn.                 |                          |                    |
| Millet, German and Common .....               | 25 to 50                 | 50                 |
| New Siberian .....                            | 20 to 30                 | 50                 |
| Orchard Grass .....                           | 28 to 42                 | 14                 |
| Oats .....                                    | 32 to 64                 | 32                 |
| Peanuts—American .....                        | 30                       | 22                 |
| Red Top—solid seed .....                      | 15 to 20                 | 14                 |
| Rye .....                                     | 60 to 90                 | 56                 |
| Russian Sunflower .....                       | 3                        | 24                 |
| Speltz, or Emmer .....                        | 40 to 60                 | 40                 |
| Sugar Cane .....                              | drilled for syrup 6 to 8 | 50                 |
| Sugar Cane .....                              | sown for fodder 50 to 75 | 50                 |
| Soy Beans, drilled, 15 to 30; broadcast ..... | 30 to 60                 | 60                 |
| Timothy .....                                 | 15 to 20                 | 45                 |
| Wheat .....                                   | 60 to 90                 | 60                 |
| Bottom Onion Sets .....                       | 12 to 15 bu.             | 32                 |
| Top Onion Sets .....                          | 8 to 10 bu.              | 28                 |
| Irish Potatoes, cut tubers .....              | 10 bu.                   | 60                 |
| Sweet Potatoes, 7,000 plants per acre.        |                          | 50                 |



## PLANT SOME SHRUBS

A few well placed shrubs will add greatly to the beauty and also to the selling value of your home. Shrubs are not expensive. They are easily planted and will last for years.  
 Don't put this off another year, but plant shrubs this Spring.



# SPECIAL LOW PRICES FOR MARKET GARDENERS

and Others Buying in Large Quantities

These prices are only good for orders of Garden Seeds Amounting to \$10.00 or More. Combine your orders and get the benefit of these reduced prices.

THESE SPECIAL PRICES DO NOT INCLUDE POSTAGE.

## ASPARAGUS

|                              | 1 lb.  | 5 lbs.  | 10 lbs. |
|------------------------------|--------|---------|---------|
| Conover's Colossal.....      | \$0.70 | \$ 3.00 | \$ 5.50 |
| Palmetto.....                | .70    | 3.00    | 5.50    |
| Columbian Mammoth White..... | .85    | 4.00    | 7.50    |
| Early Argenteuil.....        | .75    | 3.00    | 5.50    |

## BEANS—DWARF

|                                      | 5 lbs. | 10 lbs. | 25 lbs. |
|--------------------------------------|--------|---------|---------|
| Barteldes' Stringless Green Pod..... | \$1.25 | \$ 2.25 | \$ 5.00 |
| Burpee's Stringless Green Pod.....   | 1.25   | 2.25    | 4.50    |
| Giant Stringless Green Pod.....      | 1.25   | 2.25    | 4.75    |
| Early Yellow Six Weeks.....          | 1.25   | 2.25    | 4.50    |
| Improved Early Red Valentine.....    | 1.25   | 2.25    | 4.50    |
| Refugee.....                         | 1.25   | 2.25    | 4.75    |
| Dwarf Black Wax.....                 | 1.25   | 2.25    | 4.75    |
| Pencil Pod Black Wax.....            | 1.25   | 2.25    | 4.75    |
| Currie's Rust-Proof Wax.....         | 1.25   | 2.25    | 4.75    |
| Golden Wax.....                      | 1.25   | 2.25    | 4.75    |
| Dardwell's Kidney Wax.....           | 1.25   | 2.25    | 4.75    |
| Davis White Wax.....                 | 1.25   | 2.25    | 4.75    |
| Dwarf Horticultural.....             | 1.25   | 2.25    | 4.50    |
| White Marrowfat.....                 | 1.25   | 2.25    | 4.50    |
| Henderson's Bush Lima.....           | 1.35   | 2.40    | 5.25    |
| Burpee's Bush Lima.....              | 1.50   | 2.75    | 6.50    |
| Fordhook Bush Lima.....              | 1.70   | 3.25    | 7.50    |
| Sure Crop Wax.....                   | 1.50   | 2.50    | 5.50    |

## BEANS—POLE

|                                    | 5 lbs. | 10 lbs. | 25 lbs. |
|------------------------------------|--------|---------|---------|
| Large Lima.....                    | \$1.50 | \$ 2.75 | \$ 6.25 |
| Small Lima.....                    | 1.50   | 2.75    | 6.25    |
| King of Garden Lima.....           | 1.50   | 2.75    | 6.25    |
| Burger's Stringless Green Pod..... | 1.50   | 2.75    | 5.75    |
| Golden Cluster Wax.....            | 1.60   | 3.00    | 6.25    |
| Cutshort.....                      | 1.50   | 2.75    | 6.25    |
| Horticultural.....                 | 1.50   | 2.75    | 6.25    |
| Dutch Case Knife.....              | 1.50   | 2.75    | 6.25    |
| Kentucky Wonder.....               | 1.25   | 2.25    | 4.75    |
| Lazy Wife.....                     | 1.60   | 3.00    | 7.00    |
| White Creaseback.....              | 1.50   | 2.50    | 5.50    |

## BEETS FOR TABLE

|                              | 1 lb.  | 5 lbs.  | 10 lbs. |
|------------------------------|--------|---------|---------|
| Barteldes' Blood Turnip..... | \$1.00 | \$ 4.50 | \$ 8.00 |
| Early Model.....             | .90    | 4.00    | 6.50    |
| Crosby's Egyptian.....       | .90    | 4.00    | 6.50    |
| The Lentz.....               | .90    | 4.00    | 6.50    |
| Edmond's Blood Turnip.....   | .90    | 4.00    | 6.50    |
| Eclipse.....                 | .90    | 4.00    | 6.50    |
| Detroit Dark Red.....        | 1.00   | 4.50    | 8.00    |
| Extra Early Egyptian.....    | .90    | 4.00    | 6.50    |
| Early Blood Turnip.....      | .90    | 4.00    | 6.50    |
| Long Blood Red.....          | .90    | 4.00    | 6.50    |
| Half Long Red.....           | .90    | 4.00    | 6.50    |
| Swiss Chard.....             | 1.00   | 4.50    | 8.00    |

## BEETS FOR SUGAR AND STOCK

|                                | 1 lb.  | 5 lbs.  | 10 lbs. |
|--------------------------------|--------|---------|---------|
| Vilmorin's Improved Sugar..... | \$0.70 | \$ 3.00 | \$ 5.50 |
| W. Klein Wanzelben Sugar.....  | .60    | 2.75    | 5.00    |
| Long Red Mangel.....           | .60    | 2.75    | 4.50    |
| Giant Half Rose Sugar.....     | .60    | 2.75    | 4.50    |
| Red Globe Mangel.....          | .70    | 3.00    | 5.50    |
| Yellow Globe Mangel.....       | .70    | 3.00    | 5.50    |
| Golden Tankard Mangel.....     | .60    | 2.75    | 5.50    |
| Lane's Imperial.....           | .70    | 3.00    | 5.50    |

## BORECOLE OR KALE

|                  | 1 lb.  | 5 lbs.  | 10 lbs. |
|------------------|--------|---------|---------|
| Dwarf Green..... | \$0.90 | \$ 4.25 | \$ 8.00 |
| Tall Scotch..... | 1.50   | 6.65    | 12.50   |

## BROCCOLI

|                  | 1 lb.  | 5 lbs.  | 10 lbs. |
|------------------|--------|---------|---------|
| Large White..... | \$4.50 | \$21.25 | \$40.00 |
| Purple Cape..... | 4.50   | 21.25   | 40.00   |

## BRUSSELS SPROUTS

|                    | 1 lb.  | 5 lbs.  | 10 lbs. |
|--------------------|--------|---------|---------|
| Fine Imported..... | \$2.75 | \$13.00 | \$25.00 |

## CAULIFLOWER

|                         | 1 lb.   | 1/2 lb. |
|-------------------------|---------|---------|
| Early Paris.....        | \$ 2.50 | \$ 4.80 |
| Extra Early Erfurt..... | 2.50    | 7.00    |
| Danish Snowball.....    | 2.75    | 9.00    |
| Dry Weather.....        | 3.00    | 10.00   |

## CABBAGE

|                              | 1 lb.  | 5 lbs.  | 10 lbs. |
|------------------------------|--------|---------|---------|
| Copenhagen Market.....       | \$3.50 | \$17.00 | \$32.50 |
| The Glory.....               | 3.50   | 17.00   | 32.50   |
| Early Spring.....            | 3.00   | 14.00   | 26.00   |
| Allhead Early.....           | 2.75   | 13.00   | 25.00   |
| Early Jersey Wakefield.....  | 3.00   | 14.00   | 27.00   |
| All Seasons.....             | 3.00   | 13.75   | 25.00   |
| Early Wittingstadt.....      | 3.00   | 13.75   | 25.00   |
| Early Dwarf Flat Dutch.....  | 2.75   | 13.75   | 25.00   |
| Early Summer.....            | 2.75   | 13.50   | 25.00   |
| Late Premium Flat Dutch..... | 2.75   | 13.50   | 25.00   |
| Late Large Drumhead.....     | 2.75   | 13.50   | 25.00   |
| Surehead.....                | 2.75   | 13.50   | 25.00   |
| Drumhead Savoy.....          | 3.00   | 14.00   | 27.00   |
| Danish Ballhead.....         | 3.50   | 17.00   | 32.50   |
| St. Louis Market.....        | 2.75   | 13.50   | 25.00   |
| Mammoth Red Rock.....        | 3.50   | 17.25   | 34.00   |
| Danish Stonehead.....        | 4.50   | 21.25   | 40.00   |

## CARROTS

|                           | 1 lb.  | 5 lbs.  | 10 lbs. |
|---------------------------|--------|---------|---------|
| Oxheart.....              | \$0.90 | \$ 4.00 | \$ 7.00 |
| Shantenay.....            | .90    | 4.00    | 7.00    |
| Early Scarlet Horn.....   | .90    | 4.00    | 7.50    |
| Danver's Half Long.....   | .90    | 4.00    | 7.00    |
| Long Orange.....          | .80    | 3.50    | 6.00    |
| Large White Belgian.....  | .80    | 3.50    | 6.00    |
| Large Yellow Belgian..... | .80    | 3.50    | 6.00    |

## CELERY

|                                      | 1 lb.  | 5 lbs.  | 10 lbs. |
|--------------------------------------|--------|---------|---------|
| Celeriac or Turnip Rooted.....       | \$3.00 | \$12.50 | ....    |
| White Plume.....                     | 2.25   | 10.00   | ....    |
| Golden Self-Blanching, American..... | 2.75   | 13.75   | ....    |
| Golden Self-Blanching, French.....   | 6.00   | 28.75   | ....    |
| Giant Pascal.....                    | 1.90   | 9.00    | ....    |

## CHICORY

|                   | 1 lb.  | 5 lbs.  | 10 lbs. |
|-------------------|--------|---------|---------|
| Large Rooted..... | \$3.00 | \$13.75 | ....    |
| Whitloof.....     | 3.00   | 13.75   | ....    |

## COLLARDS

|                   | 1 lb.  | 5 lbs.  | 10 lbs. |
|-------------------|--------|---------|---------|
| True Georgia..... | \$0.90 | \$ 4.25 | \$ 8.00 |

## CORN SALAD

|                   | 1 lb.  | 5 lbs.  | 10 lbs. |
|-------------------|--------|---------|---------|
| Small Seeded..... | \$2.25 | \$10.50 | \$20.00 |

## SWEET CORN

|                            | 10 lbs. | 25 lbs. | 50 lbs. |
|----------------------------|---------|---------|---------|
| Golden Bantam.....         | \$2.00  | \$ 4.75 | \$ 9.00 |
| Mammoth White Cory.....    | 2.00    | 4.50    | 8.50    |
| White Cory.....            | 2.00    | 4.50    | 8.50    |
| Extra Early Minnesota..... | 1.80    | 4.25    | 8.00    |
| Adams' Extra Early.....    | 1.50    | 3.50    | 6.00    |
| Country Gentleman.....     | 2.00    | 4.50    | 8.50    |
| Early Evergreen.....       | 1.80    | 4.25    | 8.00    |
| Stowell's Evergreen.....   | 1.80    | 4.25    | 8.00    |

## CUCUMBERS

|                             | 1 lb.  | 5 lbs.  | 10 lbs. |
|-----------------------------|--------|---------|---------|
| Davis' Perfect.....         | \$1.25 | \$ 5.75 | \$11.00 |
| Japanese Climbing.....      | 1.25   | 5.75    | 11.00   |
| Cool and Crisp.....         | 1.10   | 5.00    | 9.50    |
| Everbearing.....            | 1.10   | 5.00    | 9.50    |
| Early Cluster.....          | 1.10   | 5.00    | 9.00    |
| Early Frame.....            | 1.10   | 5.00    | 9.00    |
| Arlington White Spine.....  | 1.10   | 5.00    | 9.50    |
| Early White Spine.....      | 1.10   | 5.00    | 9.50    |
| Extra Long White Spine..... | 1.10   | 5.00    | 9.50    |
| Early Russian.....          | 1.10   | 5.00    | 9.00    |
| Boston Pickling.....        | 1.10   | 5.00    | 9.50    |
| Chicago Pickling.....       | 1.10   | 5.00    | 9.00    |
| Long Green Improved.....    | 1.25   | 5.75    | 11.00   |
| Short Prolific.....         | 1.10   | 5.00    | 9.00    |

## EGG PLANT

|                               | 1/2 lb. | 1 lb.   |
|-------------------------------|---------|---------|
| Early Long Purple.....        | \$3.00  | \$ 5.50 |
| Early N. Y. Round Purple..... | 3.00    | 5.50    |
| Black Beauty.....             | 3.00    | 5.50    |

## ENDIVE

|                           | 1 lb.  | 5 lbs.  | 10 lbs. |
|---------------------------|--------|---------|---------|
| Green Curled.....         | \$1.15 | \$ 5.50 | \$10.00 |
| Broadleaved Batavian..... | 1.15   | 5.50    | 10.00   |

## KOHLRABI

|                               | 1 lb.  | 5 lbs.  | 10 lbs. |
|-------------------------------|--------|---------|---------|
| Extra Early White Vienna..... | \$2.25 | \$10.75 | \$20.00 |
| Extra Purple Vienna.....      | 2.25   | 10.75   | 20.00   |

## LEEK

|                   | 1 lb.  | 5 lbs. | 10 lbs. |
|-------------------|--------|--------|---------|
| Large London..... | \$2.60 | ....   | ....    |

| LETTUCE                       |        |         |         | PEPPER                       |        |         |         |
|-------------------------------|--------|---------|---------|------------------------------|--------|---------|---------|
|                               | 1 lb.  | 5 lbs.  | 10 lbs. |                              | Oz.    | ¼-lb.   | 1 lb.   |
| Barteldes' Denver Market..... | \$0.95 | \$ 4.50 | \$ 8.50 | Anaheim.....                 | \$0.50 | \$ 1.50 | \$ 5.00 |
| Early Curled Silesian.....    | .95    | 4.50    | 8.50    | Sweet Spanish.....           | .40    | 1.50    | 5.00    |
| Early Curled Simpson.....     | .95    | 4.50    | 8.50    | Large Bell or Bull Nose..... | .40    | 1.50    | 5.00    |
| Black Seeded Simpson.....     | .95    | 4.50    | 8.50    | Cayenne or Long Red.....     | .40    | 1.40    | 4.50    |
| Hanson's.....                 | .95    | 4.50    | 8.50    | Golden Dawn Mango.....       | .45    | 1.75    | 6.00    |
| Prizehead.....                | .95    | 4.50    | 8.50    | Ruby King.....               | .40    | 1.50    | 5.00    |
| New York Market.....          | 3.00   | 13.75   | 25.00   | Celestial.....               | .40    | 1.50    | 5.00    |
| Grand Rapids.....             | .95    | 4.50    | 8.50    | Red Chili, Small.....        | .40    | 1.50    | 5.00    |
| Big Boston.....               | 1.10   | 5.50    | 10.00   | Large Red Chili.....         | .40    | 1.40    | 4.50    |
| California Cream Butter.....  | .95    | 4.50    | 9.00    | Chinese Giant.....           | .50    | 1.75    | 6.00    |
| Paris White Cos.....          | .95    | 4.50    | 8.50    | Pimiento.....                | .50    | 1.50    | 5.00    |
| Mignonette.....               | 1.40   | 6.75    | 13.00   | Ruby Giant.....              | .50    | 1.50    | 5.00    |

| MUSTARD                     |        |         |         | PUMPKINS                |        |         |         |
|-----------------------------|--------|---------|---------|-------------------------|--------|---------|---------|
|                             | 1 lb.  | 5 lbs.  | 10 lbs. |                         | 1 lb.  | 5 lbs.  | 10 lbs. |
| White.....                  | \$0.50 | \$ 2.25 | \$ 4.00 | Cheese.....             | \$0.90 | \$ 4.00 | \$ 7.00 |
| Brown.....                  | .50    | 2.40    | 4.50    | Cashaw.....             | \$1.40 | 6.50    | 12.50   |
| Southern Giant, Curled..... | .70    | 2.75    | 5.00    | Small Sugar or Pie..... | 1.00   | 4.75    | 9.00    |
| Ostrich Plume.....          | .70    | 2.75    | 5.00    | Mammoth Tours.....      | 1.15   | 5.50    | 10.00   |
| Chinese.....                | .70    | 2.75    | 5.00    | King of Mammoth.....    | 1.40   | 6.75    | 13.00   |

| MELON, MUSK                 |        |         |         | PUMPKINS                    |        |         |         |
|-----------------------------|--------|---------|---------|-----------------------------|--------|---------|---------|
|                             | 1 lb.  | 5 lbs.  | 10 lbs. |                             | 1 lb.  | 5 lbs.  | 10 lbs. |
| Burrell's Gem.....          | \$1.00 | \$ 4.50 | \$ 8.00 | Cheese.....                 | \$0.90 | \$ 4.00 | \$ 7.00 |
| Extra Early Hackensack..... | 1.00   | 4.85    | 9.50    | Cashaw.....                 | \$1.40 | 6.50    | 12.50   |
| Netted Nutmeg.....          | 1.00   | 4.85    | 9.50    | Small Sugar or Pie.....     | 1.00   | 4.75    | 9.00    |
| Hackensack.....             | 1.00   | 4.85    | 9.50    | Mammoth Tours.....          | 1.15   | 5.50    | 10.00   |
| Montreal Market.....        | 1.00   | 4.85    | 9.50    | King of Mammoth.....        | 1.40   | 6.75    | 13.00   |
| Emerald Gem.....            | 1.00   | 4.85    | 9.50    | Japanese Pie.....           | 1.40   | 6.75    | 12.50   |
| Ozark.....                  | 1.00   | 4.85    | 9.50    | Tennessee Sweet Potato..... | 1.40   | 6.75    | 12.50   |
| Banga.....                  | 1.10   | 5.25    | 10.00   | Kentucky Field.....         | .65    | 3.00    | 5.00    |
| Netted Gem.....             | .90    | 4.25    | 8.00    | Connecticut Field.....      | .90    | 3.75    | 7.00    |
| Rocky Ford.....             | .90    | 4.25    | 8.00    |                             |        |         |         |
| Honey Dew.....              | 1.50   | 6.50    | 12.00   |                             |        |         |         |

| MELON, WATER                |        |         |         | RADISH                            |        |         |         |
|-----------------------------|--------|---------|---------|-----------------------------------|--------|---------|---------|
|                             | 1 lb.  | 5 lbs.  | 10 lbs. |                                   | 1 lb.  | 5 lbs.  | 10 lbs. |
| Cole's Early.....           | \$0.70 | \$ 3.25 | \$ 6.00 | Barteldes' Glass.....             | \$1.10 | \$ 5.00 | \$ 8.00 |
| Cuban Queen.....            | .70    | 3.25    | 6.00    | Crimson Giant Globe.....          | 1.10   | 5.00    | 8.00    |
| Phinnie's Extra Early.....  | .70    | 3.25    | 6.00    | Iceberg.....                      | 1.10   | 5.00    | 8.00    |
| Sweet Heart.....            | .70    | 3.25    | 6.00    | Rosy Gem.....                     | 1.10   | 5.00    | 8.00    |
| Dixie.....                  | .70    | 3.25    | 6.00    | Early Scarlet Globe.....          | 1.10   | 5.00    | 8.00    |
| Kolb Gem.....               | .70    | 3.25    | 6.00    | Long Brightest Scarlet.....       | 1.10   | 5.00    | 8.00    |
| Ice Cream.....              | .70    | 3.25    | 6.00    | Early Turnip, red, white tip..... | 1.10   | 5.00    | 8.00    |
| Icing or Ice Rind.....      | .70    | 3.25    | 6.00    | Long Scarlet Short Top.....       | 1.10   | 5.00    | 8.00    |
| Gypsy or Rattlesnake.....   | .70    | 3.25    | 6.00    | Half Long Scarlet.....            | 1.10   | 5.00    | 8.00    |
| Florida Favorite.....       | .70    | 3.25    | 6.00    | French Breakfast.....             | 1.10   | 5.00    | 8.00    |
| Kleckley Sweet.....         | .75    | 3.50    | 6.50    | Black Spanish, winter long.....   | 1.10   | 5.00    | 8.00    |
| Alabama Sweet.....          | .75    | 3.50    | 6.50    | Black Spanish, winter, round..... | 1.10   | 5.00    | 8.00    |
| Halbert Honey.....          | .80    | 3.75    | 7.00    | Rose China, winter.....           | 1.10   | 5.00    | 8.00    |
| Kansas Stock.....           | .75    | 3.50    | 6.75    | Celestial or Chinese White.....   | 1.10   | 5.00    | 8.00    |
| Citron, for preserving..... | .75    | 3.50    | 6.50    | W. Vienna, or Ladyfinger.....     | 1.10   | 5.00    | 8.00    |
| Tom Watson.....             | .75    | 3.75    | 7.00    | White Strasburg.....              | 1.10   | 5.00    | 8.00    |
|                             |        |         |         | Chartiers.....                    | 1.10   | 5.00    | 8.00    |

| RHUBARB             |        |         |         | SALSIFY                      |        |         |         |
|---------------------|--------|---------|---------|------------------------------|--------|---------|---------|
|                     | 1 lb.  | 5 lbs.  | 10 lbs. |                              | 1 lb.  | 5 lbs.  | 10 lbs. |
| Victoria Giant..... | \$0.90 | \$ 4.25 | \$ 8.00 | Mammoth Sandwich Island..... | \$2.25 | \$10.25 | \$20.00 |
| Linnaeus.....       | .90    | 4.25    | 8.00    |                              |        |         |         |

| SPINACH                         |        |         |         | SQUASH                        |        |         |         |
|---------------------------------|--------|---------|---------|-------------------------------|--------|---------|---------|
|                                 | 1 lb.  | 5 lbs.  | 10 lbs. |                               | 1 lb.  | 5 lbs.  | 10 lbs. |
| Round Leaved.....               | \$0.50 | \$ 2.25 | \$ 4.00 | Early White Bush.....         | \$1.25 | \$ 6.00 | \$11.50 |
| Prickly.....                    | .50    | 2.25    | 4.00    | Mammoth White Bush.....       | 1.35   | 6.50    | 12.50   |
| Savoy Leaved or Bloomsdale..... | .50    | 2.25    | 4.00    | Summer Crookneck.....         | 1.60   | 7.00    | 13.00   |
| Monstrous Viroflay.....         | .50    | 2.25    | 4.00    | Mammoth Summer Crookneck..... | 1.60   | 7.50    | 14.00   |
| Long Standing.....              | .50    | 2.25    | 4.00    | Hubbard.....                  | 1.70   | 8.00    | 15.00   |
| Victoria.....                   | .50    | 2.25    | 4.00    | Warty Hubbard.....            | 1.70   | 8.00    | 15.00   |
| New Zealand.....                | .90    | 4.00    | 7.00    | Golden Hubbard.....           | 1.70   | 8.00    | 15.00   |
|                                 |        |         |         | Delicious.....                | 1.90   | 9.00    | 17.50   |
|                                 |        |         |         | Marblehead.....               | 1.70   | 8.00    | 15.00   |
|                                 |        |         |         | Mammoth Chili.....            | 1.70   | 8.00    | 15.00   |
|                                 |        |         |         | Sibley's.....                 | 1.65   | 7.50    | 13.50   |

| ONION                           |        |         |         | TOMATO                      |        |         |         |
|---------------------------------|--------|---------|---------|-----------------------------|--------|---------|---------|
|                                 | 1 lb.  | 5 lbs.  | 10 lbs. |                             | ½-lb.  | 1 lb.   | 5 lbs.  |
| Large Red Wethersfield.....     | \$2.25 | \$10.50 | \$20.00 | Kansas Standard.....        | \$ .85 | \$ 3.00 | \$17.50 |
| Danver's Yellow Flat.....       | 2.25   | 10.00   | 17.50   | Earliana.....               | 1.60   | 3.00    | 15.75   |
| Danver's Yellow Globe.....      | 2.25   | 10.00   | 17.50   | June Pink.....              | 1.85   | 3.60    | 17.50   |
| W. Silver Skin or Portugal..... | 2.75   | 13.00   | 24.00   | Ponderosa or Beefsteak..... | 2.40   | 4.50    | 21.25   |
| Southport White Globe.....      | 3.25   | 13.75   | 25.00   | Atlantic Prize.....         | 1.60   | 3.10    | 15.00   |
| Southport Red Globe.....        | 2.70   | 13.25   | 25.00   | New Stone.....              | 1.50   | 2.75    | 11.25   |
| Brown Australian.....           | 2.25   | 10.00   | 17.50   | Acme.....                   | 1.60   | 3.10    | 15.00   |
| Prizetaker.....                 | 2.50   | 11.00   | 20.00   | Favorite.....               | 1.60   | 3.00    | 13.75   |
| New Barletta.....               | 3.50   | 17.20   | 32.50   | Beauty.....                 | 1.60   | 3.10    | 15.00   |
| Extra Early Queen.....          | 3.50   | 17.00   | 32.50   | Matchless.....              | 1.70   | 3.20    | 15.00   |
| Mammoth Silver King.....        | 3.65   | 18.00   | 35.00   | Chalk's Early Jewel.....    | 1.80   | 3.50    | 16.25   |
| Gigantic Gibraltar.....         | 3.65   | 18.00   | 35.00   | Trucker's Favorite.....     | 1.90   | 3.60    | 17.50   |
|                                 |        |         |         | John Baer.....              | 1.60   | 3.10    | 15.00   |
|                                 |        |         |         | Bonnie Best.....            | 1.60   | 3.10    | 15.00   |

| PARSLEY                       |        |         |         | TURNIP                       |        |         |         |
|-------------------------------|--------|---------|---------|------------------------------|--------|---------|---------|
|                               | 1 lb.  | 5 lbs.  | 10 lbs. |                              | 1 lb.  | 5 lbs.  | 10 lbs. |
| Moss or Triple Curled.....    | \$0.95 | \$ 4.50 | \$ 8.50 | Early White Milan.....       | \$1.35 | \$ 6.50 | \$12.50 |
| New Emerald.....              | .95    | 4.50    | 8.50    | Early Purple Top Milan.....  | 1.35   | 6.50    | 12.50   |
| Hamburg or Turnip Rooted..... | 1.15   | 5.50    | 10.00   | Purple Top Strap Leaved..... | .70    | 3.00    | 5.00    |
| Plain.....                    | .95    | 4.50    | 8.50    | Early White Flat Dutch.....  | .70    | 3.00    | 5.00    |

| PARSNIPS                  |        |         |         | TURNIP               |       |        |         |
|---------------------------|--------|---------|---------|----------------------|-------|--------|---------|
|                           | 1 lb.  | 5 lbs.  | 10 lbs. |                      | 1 lb. | 5 lbs. | 10 lbs. |
| Hollow Crowned Sugar..... | \$0.90 | \$ 4.00 | \$ 7.00 | Early White Egg..... | .75   | 3.25   | 5.50    |
| Guernsey.....             | .90    | 4.00    | 7.00    | Red Top Globe.....   | .70   | 3.25   | 5.50    |

| PEAS                     |        |         |         | TURNIP                     |       |        |         |
|--------------------------|--------|---------|---------|----------------------------|-------|--------|---------|
|                          | 5 lbs. | 10 lbs. | 25 lbs. |                            | 1 lb. | 5 lbs. | 10 lbs. |
| Gradus.....              | \$1.50 | \$ 2.60 | \$ 6.00 | Amber Globe.....           | .70   | 3.25   | 6.00    |
| Nott's Excelstor.....    | 1.50   | 2.60    | 6.00    | Yellow Aberdeen.....       | .70   | 3.25   | 6.00    |
| Alaska.....              | 1.25   | 2.00    | 3.75    | Cowhorn (long white).....  | .90   | 4.00   | 7.00    |
| Our First and Best.....  | 1.30   | 2.10    | 4.00    | Golden Ball.....           | .70   | 3.25   | 6.00    |
| American Wonder.....     | 1.50   | 2.50    | 5.25    | Seven Top (or winter)..... | .65   | 3.00   | 5.00    |
| Premium Gem.....         | 1.50   | 2.50    | 5.25    |                            |       |        |         |
| Telephone.....           | 1.60   | 2.60    | 5.25    |                            |       |        |         |
| Stratagem.....           | 1.60   | 2.60    | 5.25    |                            |       |        |         |
| Everbearing.....         | 1.40   | 2.40    | 5.00    |                            |       |        |         |
| Dwarf Gray Sugar.....    | 1.25   | 2.25    | 5.00    |                            |       |        |         |
| Champion of England..... | 1.50   | 2.50    | 5.25    |                            |       |        |         |
| White Marrowfat.....     | 1.25   | 2.20    | 4.50    |                            |       |        |         |
| Blackeyed Marrowfat..... | 1.25   | 2.20    | 4.50    |                            |       |        |         |
| Pioneer.....             | 1.80   | 3.40    | 8.00    |                            |       |        |         |
| Laxtonian.....           | 1.50   | 2.50    | 5.25    |                            |       |        |         |
| Little Marvel.....       | 1.60   | 2.75    | 6.25    |                            |       |        |         |

THESE PRICES DO NOT INCLUDE POSTAGE



# The Barteldes Seed Co.

Kansas Seed House

Lawrence, Kansas

Postage—Garden Seeds priced by the packet, ounce, one-fourth pound and pound are postage paid. Peas, Beans, Onion Sets, Corn, Grass and Field Seeds and Sundry Articles are not post-paid. To these regular parcel post charges should be added.

**YOU TAKE NO CHANCE IN BUYING FROM US**—If you receive from us anything that it not satisfactory you can return it within ten days and get your money back at once.

## YOU WILL NEED INSECTICIDES

Order Yours Now

Prices do not include postage.

### BUG DEATH—Not Poison

1 lb 25c; 3 lb 60c; 5 lb 80c; 12½ lb \$1.45;  
100 lb \$8.50.

### BUG DEATH APHIS—Not Poison

12 oz. 25c; 80-lb keg \$8.50.

### SLUG SHOT—Not Poison

1 lb 20c; 5 lb 65c; 10 lb \$1.10; 100 lb \$9.00

### PARIS GREEN—Poison

¼ lb 25c; ½ lb 40c; 1 lb 75c; 5 lb \$3.00

### DRY ARSENATE OF LEAD—Poison

½ lb 40c; 1 lb 70c; 5 lb \$3.00; 50 lb @ 40c;  
100 lb @ 37c.

### PASTE ARSENATE OF LEAD—Poison

1 lb 45c; 5 lb \$2.00; 50 lb @ 23c; 100 lb @ 21c.

### DRY CALCIUM ARSENATE—Poison

½ lb 35c; 1 lb 65c; 5 lb \$2.55; 25 lb @ 33c;  
50 lb @ 31c; 100 lb @ 30c.

### DRY BORDEAUX MIXTURE—Poison

1 lb 50c; 5 lb \$2.00; 50 lb @ 25c; 100lb @ 23c.

### LIME AND SULPHUR—Not Poison

1 lb 40c; 5 lb \$1.75; 25 lb @ 20c; 50lb @ 18c;  
100 lb @ 16c.

### SURE NOXEM—Poison

1 lb 20c; 5 lb 55c.

POISONS CANNOT BE MAILED.

### CLIPPER MILLS, SEEDERS

No. 1 Clipper..... 38.00  
No. 2 Clipper..... 45.00  
Cahoon Seeder..... 5.00  
Cyclone Seeder..... 3.00  
Royal Wheel-barrow Seeder No. 11. 10.00  
Royal Wheel-barrow Seeder No. 12. 11.50

### SPRAY PUMPS AND DUSTERS

Barteldes Faultless..... \$ .70  
Auto-Spray No. 25 A..... 1.50  
Auto-Spray No. 1 B..... 12.00  
Auto-Spray No. 1 D..... 9.00  
Dickey Duster..... .60  
B. D. Sifters..... .80  
Duster Brown Duster..... 2.75

### FERTILIZER PRICES 100 lb Ton

Pulverized Sheep Manure..... \$ 2.25 \$41.00  
Ammoniated Bone Phosphate  
and Potash..... 2.50 48.50  
Diamond K Grain Grower..... 2.40 45.75  
Diamond A Vegetable and  
Fruit Grower..... 3.00 59.00  
Champion Wheat and Corn  
Grower..... 2.80 54.25

Write Name and Address Very Plainly. Send Date.....  
Money with All Orders. No C. O. D. Shipment.

Send By.....  
STATE WHETHER BY MAIL, EXPRESS OR FREIGHT

Name.....

Post Office..... County.....

R. F. D..... Box or St. No..... State.....

Shipping Station.....

Express Co. or Railroad.....

### AMOUNT ENCLOSED

P. O. Order.....\$.....

Draft.....

Express Order.....

Cash.....

Stamps.....

Total.....\$.....

QUANTITY

NAME OF BULBS OR SEEDS, ETC.

PRICE

Date.....

Filled by.....

Cheeked by.....

Mail..... Pkg.....

Express.....

R. R.....

Pack..... Sk..... Ex.....

Weight..... Total.....

NOTE—Look at the date on the other side of this list. If the list is o'd you had better send for a new one, as prices may have changed.

We sell ½ bushel at the bushel rate and 25 lbs at the 100 pound rate. On quantities less than ½ bushel or 25 pounds but over 10 pounds please add 1c per pound to Pink List prices. On quantities less than 10 pounds please add 2c per pound.



# The Barteldes Seed Co.



"PINK LIST"

TERMS—CASH WITH ORDER

Today's prices including sacks but not freight, express or parcels post charges which must be paid by the customer. These prices are subject to market fluctuations but do not hesitate to send in your order. If prices have changed you will be notified and in all cases you will get full value for your money.

Order our SUNFLOWER BRAN and you will get the best seed to be had.

| ALFALFA                 | Bu.     | 100 lb  |
|-------------------------|---------|---------|
| Alfalfa, Sunflower..... | \$13.80 | \$23.00 |
| Alfalfa, Fancy.....     | 12.60   | 21.00   |
| Alfalfa, Choice.....    | 11.40   | 19.00   |
| Alfalfa, Prime.....     | 9.60    | 16.00   |
| Alfalfa, Grimm's.....   | 39.00   | 65.00   |

### HULLED BIENNIAL SWEET CLOVER

|  |       |       |
|--|-------|-------|
| White Blossom, Sweet Clover Sunflower..... | 10.20 | 17.00 |
| White Blossom, Fancy.....                  | 9.00  | 15.00 |
| White Blossom, Choice.....                 | 8.40  | 14.00 |
| Yellow Blossom.....                        | 10.20 | 17.00 |
| Unhulled White Blossom.....                |       | 11.00 |

### CLOVERS

|                                |       |       |
|--------------------------------|-------|-------|
| Red Clover, Sunflower.....     | 14.40 | 24.00 |
| Red Clover, Fancy.....         | 13.20 | 22.00 |
| Red Clover, Choice.....        | 12.00 | 20.00 |
| Mammoth Clover, Sunflower..... | 16.20 | 27.00 |
| Mammoth Clover, Fancy.....     | 15.60 | 26.00 |
| White Clover, Sunflower.....   | 40.80 | 68.00 |
| White Clover, Fancy.....       | 37.20 | 62.00 |
| White Clover, Choice.....      | 34.20 | 57.00 |
| White Clover, Prime.....       |       |       |
| Alsike Clover, Sunflower.....  | 20.40 | 34.00 |
| Alsike Clover, Fancy.....      | 19.20 | 32.00 |
| Alsike Clover, Choice.....     | 18.00 | 30.00 |
| Alsike Clover, Prime.....      | 16.20 | 27.00 |
| Burr Clover.....               | 30.00 |       |
| Crimson Clover.....            | 14.00 |       |
| Japan Clover.....              | 22.00 |       |
| Esparsette Clover.....         | 14.00 |       |

### MILLETS

|                               |         |         |
|-------------------------------|---------|---------|
| German Millet, Sunflower..... | \$ 1.75 | \$ 3.50 |
| German Millet, Fancy.....     | 1.65    | 3.30    |
| German Millet, Choice.....    | 1.50    | 3.00    |
| German Millet, Prime.....     | 1.40    | 2.80    |
| Common Millet, Sunflower..... | 1.50    | 3.00    |
| Common Millet, Fancy.....     | 1.40    | 2.80    |
| Common Millet, Choice.....    | 1.25    | 2.50    |
| Siberian Millet, Fancy.....   | 1.50    | 3.00    |
| Siberian Millet, Choice.....  | 1.40    | 2.80    |
| Siberian Millet, Prime.....   | 1.25    | 2.50    |
| Japanese Millet.....          | 0.00    |         |
| Hog or Broom Corn Millet..... |         | 3.00    |
| White Wonder Millet.....      | 1.60    | 3.80    |
| Parl Millet.....              |         | 18.00   |

### GRASS SEEDS

|   |         |         |
|---|---------|---------|
| Red Top, Sunflower.....                             | \$ 2.80 | \$10.00 |
| Red Top, Fancy.....                                 | 2.60    | 18.00   |
| Red Top, Choice.....                                | 2.39    | 16.00   |
| Orchard Grass, Sunflower.....                       | 2.65    | 18.99   |
| Orchard Grass, Fancy.....                           | 2.45    | 17.00   |
| Orchard Grass, Choice.....                          | 2.20    | 15.00   |
| Timothy, Sunflower.....                             | 4.35    | 9.50    |
| Timothy, Fancy.....                                 | 4.10    | 9.00    |
| Timothy, Choice.....                                | 3.95    | 8.50    |
| Timothy, Prime.....                                 | 3.70    | 8.90    |
| English Blue Grass or Meadow Fescue, Sunflower..... | 6.00    | 27.00   |
| Fancy.....  | 5.40    | 24.00   |
| Choice.....   | 5.00    | 22.00   |
| Prime.....  | 4.50    | 20.00   |
| Kentucky Blue Grass, Sunflower.....                 | 4.80    | 33.00   |
| Kentucky Blue Grass, Fancy.....                     | 4.15    | 24.00   |
| Phos Grass.....                                     |         | 55.00   |
| Johnson Grass.....                                  |         | 17.00   |

|   |               |
|---|---------------|
| Tall Meadow Oat Grass.....  | 37.00         |
| Italian Rye Grass.....  | 11.00         |
| Perennial Rye Grass.....  | 11.00         |
| Brome Grass.....  | 22.00         |
| Teosinte.....   | 75c per pound |
| Bermuda Grass.....  | 65c per pound |
| Sudan Grass.....  | 6.00          |
| Sunflower Mixed Lawn Grass, One lb. 35c; 10 lbs. \$3.25; 100 lbs. \$31.00 |               |

### OATS, BARLEY, RYE, WHEAT AND EMMER

|                            | No. lbs. | Per bu. | 10 bu. Per bu. |
|----------------------------|----------|---------|----------------|
| Oats, Red Texas.....       | 32       | \$0.90  | \$0.85         |
| Oats, White Kherson.....   | 32       | 1.00    | .95            |
| Rye, for seed.....         | 56       | 2.25    | 2.20           |
| Wheat, Marquis Spring..... | 60       | 5.00    |                |
| Barley, Six Row.....       | 48       | 2.00    | 1.90           |
| Barley, Beardless.....     | 48       | 3.50    | 3.40           |
| Barley, White Hulless..... | 48       | 4.50    | 4.40           |
| Speltz or Emmer.....       | 40       | 2.20    | 2.10           |

### PEAS AND BEANS

|                             | Bu.     | 100 lb  |
|-----------------------------|---------|---------|
| Cow Peas, New Era.....      | \$ 3.60 | \$ 6.00 |
| Cow Peas, Whippoorwill..... | 3.60    | 6.00    |
| Cow Peas, Black-eye.....    |         |         |
| Soy Beans, Early.....       | 6.90    | 11.50   |
| Soy Beans, Late.....        | 4.20    | 7.00    |
| Tepary Beans.....           | 6.60    | 11.00   |
| Navy Beans.....             | 5.40    | 9.00    |
| Mexican Pinto Beans.....    | 5.40    | 9.00    |
| Mexican White Beans.....    | 5.40    | 9.00    |
| White Field Peas.....       | 3.60    | 6.00    |
| Green Field Peas.....       | 5.40    | 9.00    |
| Castor Beans.....           | 6.60    | 11.00   |

### KAFFIR, SORGHUM AND BROOM CORN

|                                     |         |         |
|-------------------------------------|---------|---------|
| Sunrise Kaffir.....                 | \$ 2.50 | \$ 5.00 |
| Kaffir Corn, White.....             | 1.50    | 2.50    |
| Kaffir Corn, Red.....               | 1.75    | 3.00    |
| Kaffir Corn, Pink.....              | 2.00    | 3.50    |
| Kaffir, Dwarf Black Hull White..... | 2.00    | 3.50    |
| Mo Maize, Dwarf Yellow.....         | 2.25    | 4.00    |
| Feterita.....                       | 2.00    | 3.50    |
| Shallu or Egyptian Wheat.....       | 7.00    |         |
| Schrock Kaffir Sorghum.....         | 2.00    | 3.50    |
| Cane, Japanese Honey Drip.....      | 2.25    | 4.50    |
| Cane, Texas Sealed Ribbon.....      | 2.50    | 5.00    |
| Cane, Sourless.....                 | 1.75    | 3.50    |
| Cane, Red Top for fodder.....       | 1.90    | 3.80    |
| Cane, Orange slect.....             | 2.50    | 5.00    |
| Cane, Orange for fodder.....        | 1.50    | 3.00    |
| Cane, Amber slect.....              |         |         |
| Cane, Amber for fodder.....         | 1.50    | 3.00    |
| Cane, mixed fodder.....             | 1.40    | 2.75    |
| Broom Corn, Dwarf.....              |         | 5.00    |
| Broom Corn, Evergreen.....          |         | 5.00    |
| Broom Corn, Black Japanese.....     |         | 6.00    |

### SEED POTATOES

|                             | 25 lb   | 100 lb  |
|-----------------------------|---------|---------|
| Irish Cobbler.....          | \$ 1.00 | \$ 3.50 |
| Early Six Weeks.....        | 1.00    | 3.50    |
| Triumph.....                | 1.25    | 4.00    |
| Early Ohio (Red River)..... | 1.00    | 3.50    |
| Kaw Valley Ohio.....        | 1.00    | 3.50    |
| Rural New Yorker.....       | 1.00    | 3.50    |
| Barbark.....                | 1.00    | 3.50    |

### SEED CORN

If wanted graded, add 10c per peck and 25c per bushel.

|                         | Peck    | Bu.     |
|-------------------------|---------|---------|
| Kaw Chief.....          | \$ 1.25 | \$ 3.50 |
| Pride of the North..... | 1.00    | 3.00    |
| Improved Leaming.....   | 1.00    | 3.00    |
| Iowa Gold Mine.....     | 1.00    | 3.00    |
| Reid's Yellow Dent..... | 1.00    | 3.00    |
| Golden Beauty.....      | 1.00    | 3.00    |
| Iowa Silver Mine.....   | 1.00    | 3.00    |
| Boone County White..... | 1.00    | 3.00    |
| Bloody Butcher.....     | 1.25    | 3.00    |
| Diamond Joe.....        | 1.25    | 3.00    |
| Hickory King.....       | 1.25    | 4.00    |
| Squaw Corn.....         | 1.25    | 4.00    |
| Calico.....             | 1.25    | 4.00    |

Ten bushels or more at 10c per bushel less.

### MISCELLANEOUS FIELD SEEDS

|                              |         |
|------------------------------|---------|
| Buckwheat, Japanese.....     | \$ 5.00 |
| Buckwheat, Silverhulled..... | 5.50    |
| Flax Seed, No. 1.....        | 7.00    |
| Peanuts, White.....          | 18.00   |
| Peanuts, Spanish.....        | 14.00   |
| Peanuts, Tennessee Red.....  | 16.00   |
| Rape, Dwarf Essex.....       | 9.50    |
| Russian Sunflower.....       | 6.00    |
| Sand Vetch.....              | 20.00   |
| Spring Vetch.....            | 11.50   |

### ONION SETS

|                    | Peck    | Bu.     |
|--------------------|---------|---------|
| Yellow Bottom..... | \$ 1.00 | \$ 3.25 |
| Red Bottom.....    | 1.10    | 3.50    |
| White Bottom.....  | 1.25    | 4.00    |

### POULTRY SUPPLIES

|  | Per 100lb |
|--|-----------|
| Barteldes Sunflower Chick Feed, 25lb 90c; 50lb \$1.60..... | \$ 3.00   |
| Barteldes Sunflower Hen Feed, 25lb 90c; 50lb \$1.60.....   | 3.00      |
| Clam Shells, Ground.....                                   | 1.20      |
| Charcoal, Coarse.....                                      | 4.80      |
| Charcoal, Fine.....  | 4.80      |
| Barteldes Lime Grit, Fine.....                             | 1.10      |
| Barteldes Lime Grit, Medium.....                           | 1.10      |
| Lima Shell, Medium.....                                    | 1.10      |
| Lima Shell, Fine.....                                      | 1.10      |
| Ground Dried Blood.....                                    | 6.75      |
| Meat Scraps, Coarse.....                                   | 5.25      |
| Oyster Shell, Medium.....                                  | 1.30      |
| Poultry Bone, Fine.....                                    | 4.50      |
| Poultry Bone, Coarse.....                                  | 4.50      |
| Milo for feed.....   | 2.00      |
| Kaffir for feed.....                                       | 2.00      |

### GROUND OIL CAKE

|                       |         |
|-----------------------|---------|
| Ground Oil Cake.....  | \$ 3.50 |
| Cotton Seed Meal..... | 2.25    |

### BLANCHFORD'S PRODUCTS

|                  | 25 lb   | 50 lb   | 100 lb  |
|------------------|---------|---------|---------|
| Calf Meal.....   | \$ 1.50 | \$ 2.85 | \$ 5.50 |
| Milk Mash.....   | 1.50    | 2.90    | 5.60    |
| Rabbit Meal..... | 1.60    |         |         |
| Egg Mash.....    | 1.30    |         | 4.50    |

### CONKEY'S BUTTERMILK STARTING FOOD

5lb 60c; 17lb \$1.00; 25lb \$1.85; 100lb \$7.00

These prices are for quantities of 25 lbs or 1/2 bu and over. On quantities less than 1/2 bu. or 25 lbs. but over 10 lbs. please add 1c per pound to these prices. On quantity less than 10 lbs. please add 2c per pound.

# NEW EARLY AND LONG FLOWERING SPENCER SWEET PEAS



**THESE BLOOM FROM  
THREE TO FOUR  
WEEKS EARLIER  
THAN STANDARD  
ORCHID SWEET PEAS**

**T**HESE flowers show the greatest development in Sweet Pea culture since the Spencer or Orchid-flowering varieties were introduced.

For the past few years these early or Christmas-flowering varieties have been used exclusively by florists for winter or greenhouse culture. It has been found that these splen-

did new sorts are especially valuable for amateur gardeners for out-door planting.

They are extremely vigorous, bloom fully four weeks ahead of the standard sorts and under favorable conditions will bloom for a period up to four months. They will be highly prized in the middle west as they will produce an abundance of bloom before the hot weather sets in.

If you are going to plant any Sweet Peas be sure that you plant at least a few of these Early and Long Flowering varieties. We know that you will be delighted with them.

We offer below a few of the very best.

## **Include some of these in your order:**

**ASTA OHN.**—A very beautiful lavender, of large size and sure to be very popular.

**CREAM.**—A fine cream color. The flowers are of immense size and frilled and duplexed.

**LIBERTY.**— A new variety of brilliant red color.

**MRS. A. A. SKAACH.**—Flowers of bright shell pink color.

**WHITE ORCHID.**—White flowers of good size and fine shape.

**YARRAWA.**—One of the most popular of the new varieties. The color on opening is rose, changing as the flower develops to a light pink standard, tinted buff with blush wings.

**EARLY FLOWERING SPENCER MIXED.**— A fine mixture of all colors.

**Price of any of the above, 15c per packet, 75c per ounce**



**M**ISTRESS MARY, quite contrary,  
How does your garden grow?"  
"Each flower and vine is doing fine—  
I use Barteldes Seeds, you know."

Plant YOUR Garden with Barteldes Seeds

# The Barteldes Seed Co.

LAWRENCE  
Kansas

DENVER  
Colorado

OKLAHOMA CITY  
Oklahoma