





GV847  
.573







THE

VA

2 /



# SPALDING'S BASE BALL GUIDE

AND

## Official League Book for 1894.

A COMPLETE HAND BOOK OF THE NATIONAL GAME OF  
BASE BALL.

CONTAINING THE

### FULL OFFICIAL LEAGUE RECORD

### FOR 1893.

TOGETHER WITH

THE NEW CODE OF PLAYING RULES AS REVISED BY THE  
COMMITTEE OF RULES.

ATTACHED TO WHICH ARE EXPLANATORY NOTES, GIVING A  
CORRECT INTERPRETATION OF THE NEW RULES.

15  
9502  
A PROMINENT FEATURE OF THE  
GUIDE FOR 1894

— IS —

THE COMPLETE PITCHING RECORDS OF 1893, TO WHICH  
ARE ADDED SPECIAL CHAPTERS ON THE BAT-  
TING, FIELDING AND BASE RUNNING

### OF 1893.

— TOGETHER WITH —

17355  
INTERESTING RECORDS OF THE MOST NOTEWORTHY CONTESTS,  
INCIDENTS AND OCCURRENCES OF THE EVENTFUL SEASON  
OF 1893, OCCURRING IN THE COLLEGE ARENA AS WELL AS  
THAT OF THE PROFESSIONAL CLUBS.

EDITED BY

### HENRY CHADWICK.

PUBLISHED BY

AMERICAN SPORTS PUBLISHING COMPANY,  
241 Broadway, New York City.

Entered according to act of Congress, in the year 1894, by American Sports Pub-  
lishing Company, in the office of the Librarian of Congress at Washington.

## PREFACE.

---

SPALDING'S LEAGUE GUIDE FOR 1894 is the seventeenth annual edition of the work, as the first LEAGUE GUIDE was issued in the spring of 1876. For the past dozen years the GUIDE has been the leading publication of its kind in the professional base ball world; and for years past has stood alone as the model hand book of the entire base ball fraternity, amateur and professional alike, as it is the only authorized book of rules and statistics of the professional clubs of the country now issued, as the appended endorsement by the President of the National League proves:

WASHINGTON, D. C., March, 1894.

By authority vested in me, I do hereby certify that Messrs. A. G. Spalding & Bros. have been granted the *exclusive* right to publish the "OFFICIAL LEAGUE BOOK" for 1894.

N. E. YOUNG,

*Secretary the National League and American  
Association Professional Base Ball Clubs.*

The interesting features of THE GUIDE FOR 1894 include not only the official *League Club* averages for the past season, but also special chapters on the organization of the twelve club league, with editorial comments on the prominent events and occurrences of the League campaign of 1893; the records of the phenomenal contests of the past season, and a special chapter on college base ball, together with the full pitching records of the season, the latter of which have been the feature of the GUIDE for the past six years. To these are added instructive articles on the points of play in "*team work*," at the *bat*, in the *field* and in *base running*. Added to THE GUIDE FOR 1894 is an appendix to the code of players' rules giving the editor's interpretations of the most prominent rules of the code, and especially of the rules which were amended last March, and which interpretations are endorsed by President Young, to whom they were submitted for approval.

## INTRODUCTION.

---

Never before, in the annals of our national game, was there recorded a single season which equalled that of 1893 in the number of base ball clubs which took the field throughout the entire base ball world; and also in the general attendance at match games on enclosed grounds in the United States, on which both amateur club nines as well as professional club teams took part; and likewise in the number of games played throughout the year, North, South, East and West. Besides which, base ball was played on foreign fields, especially in England and Australia, to an extent surpassing in number of matches any previous year since the Spalding tourists played their exhibition games in Australia, India, Egypt, on the Continent of Europe and in Great Britain. There was a great deal of talk during the revolutionary period of professional base ball history, in 1890 and 1891, about "the great decline of base ball in popularity;" but this was, in reality, little else than newspaper sensationalism; inasmuch as it applied only to the comparatively limited field occupied by the professional exemplars of the game. The amateur class of the fraternity was not in the least adversely affected by the demonstration in the professional ranks during the players' revolt in 1890; or during the season of the secession of the old American Association from the national agreement government, which followed it in 1891. On the contrary, the college clubs of the amateur class of the fraternity benefited greatly by the base ball war of those two years, the attendance at the Harvard, Yale and Princeton games never before having been as large as during those two years of professional club demoralization. But like the results of the great war of the rebellion in the early sixties—the outcome of which was the destruction of the curse of human slavery—the professional base ball business was really benefited by the purifying effects of the base ball rebellion and secession of the early nineties; and to-day the great Major League, which grew out of the revolution of 1891, stands forth as the permanently established governing power of the whole professional fraternity.

Never before, too, have sports and pastimes in general, and field games in particular, reached so great a degree of popularity as they command at this very day. For years Great Britain held entire supremacy in the athletic world of civilized countries, but now the United States rivals

the British nation; and the time is not far distant when American athletes will carry off championship honors in every manly sport and pastime in vogue; as they have already done in the most prominent sports of the period, of which England's great specialty in sports, yachting, affords a shining example.

The decade of the nineties in the American athletic arena, as well as in that of Great Britain, has seen *an era of brutality in sports* entered upon, which, it is to be hoped, time will end in due course. It has already culminated, and a sensible reaction set in in 1894. In this connection, and without enumerating the specially brutal sports still in vogue, it is timely to state that our national game, while at the same time fully developing every true manly qualification in the form of courage, endurance, pluck and nerve, which the best of manly sports requires, *is entirely devoid of a single brutal feature*. In this respect base ball stands out in brilliant and attractive colors. Moreover, the game, as played by its professional exemplars, occupies an exceptional position for the honesty which characterizes the contests played under the auspices of the great Major League and its Minor League branches. This it is which commands a public support and patronage unequalled in field games. In fact, base ball, as played by the clubs of the National League, is familiarly known as "the only honest sport in vogue in which professional exemplars take part."

**A BRIEF HISTORY OF PROFESSIONAL BALL PLAYING,**  
 GIVING THE RECORDED EVENTS OF SPECIAL NOTE,  
 FROM 1871 TO 1893 INCLUSIVE.

Our national game has, during the past twenty odd years of professional club history, gone through some trying ordeals; beginning with the period of the existence of the first professional national association in 1871, and culminating in the establishment, on a permanent footing, of the existing reconstructed National League in 1892. During the decade of the seventies, professional ball playing had to struggle for life against the abuses of *crookedness* in its club ranks, brought about by that curse of sports, pool selling; and this evil of dishonesty led to the organization of the "National League of Professional Clubs," in 1876, which replaced the original "National Association of Professional Ball Players" first organized in 1871. During the decade of the eighties, the rival professional club organization, known as the "American Association," sprang into existence, and following its advent came the evil of *contract*

*breaking* and "*revolving*," with the kindred abuses of drunkenness and insubordination in the ranks of both of the then existing major professional organizations, brought into existence by the rivalry for players between the two organizations. Despite these early drawbacks to the success of professionalism in base ball, so great was the inherent attractions of the game itself, that the professional clubs flourished to an extent surprising under the circumstances. Then followed the era of the rule of the "*national agreement*," a mutual compact between the two major professional organizations, brought about by the absolute necessity for defensive operations against the prevailing abuses of the period, which had threatened the very life of professional ball playing. Under the beneficial operation of the national agreement, the professional clubs benefited financially to an extent which, in 1889, culminated in the ending of the most brilliant and financially successful season previously known in the history of professional ball playing.

The opening year of the decade of the nineties, however, inaugurated a revolutionary period, which was followed by such utter demoralization in the club ranks as almost to give the death blow to the whole professional system. The Brotherhood revolt of the star players of the two major organizations in 1890 was due, in a large measure, to the rivalry between the League and the Association in the efforts made by the clubs of the two organizations to strengthen their club teams from each other's ranks, a rivalry which the star players of the period were quick to take advantage of, and to such an extent as to run up salaries to ruinous figures; and finally to efforts on the part of a minority of the players to take possession of the club business for themselves. Such was the rotten condition of things in the professional base ball world at the close of the demoralizing season of 1890, that in 1891 the American Association became, as it were, "a house divided against itself," and before the season was half over the controlling "combine" of the Association gave the death blow to the future existence of that organization, by their open repudiation of the national agreement, and that proved to be the last straw on the camel's back.

By the close of the season of 1891, the magnates of the National League found that some prompt and stringent measures of reform in the government of the fraternity had become essential to the future existence of the professional business at large. They had experienced the fact, that year, that what with the player's revolt of 1890 and



the repudiation of the national agreement by the American Association in 1891, the patrons of professional ball playing had become so disgusted with the then existing condition of things in the professional base ball world, that they deserted the club grounds by thousands, with the costly result of bankrupting the majority of the clubs of the two major organizations, not to mention the ruining of the financial prospects of all of the minor leagues of the period. Then it was that, in 1892, the League magnates made the bold reformatory move to deliver professional ball players from the costly evils which had brought the clubs almost to death's door. Forgiving the errors of the past, the League clubs joined hands with the best clubs of the Association, and by a combination which cost the League clubs \$150,000 to complete, they at once removed all of the costly rivalry caused by the old Association, and which had proved so damaging to the financial interests of the clubs of both organizations alike; and thus was inaugurated the grand Major League—a reconstructed National League—which now governs the whole professional base ball world.

The inaugural year of the new League was necessarily an experimental year in every respect; and under the trying circumstances the new organization was subjected to, and especially the fact that it was burdened with the handicap in the form of the opposition it encountered at the hands of the large majority of the players and their so-called friends, the degree of success attained by the new League was a most agreeable surprise to the magnates of the twelve clubs of the League. But it was left for the second year of the new organization's existence for it to attain such a degree of financial success in its career as to fully insure its future permanent establishment as a foregone conclusion. The one single fact that in 1893 the League's heavy indebtedness—a total of \$140,000—was entirely paid off from the proceeds of the two seasons of its existence, proved conclusively that the reform government inaugurated in 1892 had, in two years of practical existence, brought about a complete restoration of public confidence in the integrity of the League's methods, and the result was a grand triumph for the League magnates of 1893.

#### **THE CHAMPIONSHIP CAMPAIGN OF 1893.**

##### **THE SEASON'S CLUB RECORDS.**

The championship season of 1893 was, in one respect, the most successful season experienced since the decade of the



nineties set in; and that was, in regard to its financial results; which left the majority of its clubs with a surplus in hand wherewith to begin business again in 1894. In fact, the aggregate attendance at the League games in 1893, which led to this financial prosperity, beat the record of any previous season known to League history. But in the important matter of the *evenness* of the annual pennant race, the outcome of the championship campaign of 1893 was far from being satisfactory; inasmuch as the question as to which club would win the race was virtually settled a month and more before the close of the season. The evenness of a pennant race is a very potent factor in promoting the financial success of each year's championship campaign; a fact which the majority of the League magnates do not appear to fully realize, or they would make greater sacrifices than they do to even up the playing strength of their respective club teams each year. In regard to this vital question of making the competing teams each season as even in playing strength as possible, it is certainly a subject meriting the earnest attention of the League government, if only as a matter of business policy. Up to the time of the organization of the existing League, not the slightest effort was made by the leading clubs under the joint government of the old League and Association, to even up their teams each year, with the views of insuring a closely contested pennant race; the rule then being for each club to be run on the principle of each one for itself and the devil take the hindmost. Of course, this short-sighted policy was in direct and costly conflict with the running of the clubs on true business principles, the working motto of which system is "*All for one and one for all.*"

While it is, of course, almost an impossibility to make the competing club teams in each season's campaign equal in playing strength, especially in regard to the advantages of their possession of competent managers and able field captains, still it is possible to even up the ranks of each club's team to the point of a more equal condition of relative playing strength than has hitherto been done. That this evening-up policy is the true one, in a business point of view, goes without saying; inasmuch as the more closely contested the pennant race of each season is, from start to finish, the greater the attraction and, in consequence, the larger the public patronage. In this connection it has been suggested that a sort of lottery plan of player-distribution be adopted in order to even up the teams; but any such plan of selecting players as this would fail, because of the impossibility

of making teams, selected by lot, work harmoniously together, for, under such circumstances, they would be little else than mere "picked nines" and not nines for team work together.

But something should be done by the League magnates to equalize the playing strength of the twelve club teams of the League each season, as on that depends largely the financial prosperity of the campaign each year.

#### THE CHAMPION CLUB'S RECORD FOR 1893.

The Boston club began the championship campaign in New York on April 28th, in a series of three games with the New York club, rain preventing the games scheduled in the east for April 27th. They won the first game on the 28th, but lost the second on the 29th, and then made an even start in their first series. They closed the brief April campaign on the 30th of that month with a percentage of victories of .500, Cleveland holding the lead in the race at that date, without a defeat being charged to them; with St. Louis and Washington tied for second position, and with Baltimore in fourth place; all the other clubs—including the Boston—except Louisville and Pittsburgh, being tied for fifth position with a percentage of .500 each, Louisville being eleventh with .333 and Pittsburgh the tail ender without the credit of a single victory. Early in May the Boston got among the six leaders, and by the end of the month they stood third in the race, with a percentage of victories of .586 to their credit, Pittsburgh leading with the figures of .667, while Brooklyn occupied second place with .630, the difference at this time—May 31st—in percentage points, between the leading club and the tail ender, being no less than .500 points, showing a very one-sided race at the very outset. Early in June the Boston club got into second position in the race, but during the second week of that month they fell off badly, they being forced back to fourth place by the 9th of June, after which they rallied well, and by the end of the June campaign they again had pulled up to a tie with the leaders, they having a percentage of .654 on the 30th of June, and on that day they were tied with the Philadelphia and Brooklyn clubs for first position.

The Bostons opened the July campaign as occupants of first place in the race, their percentage figures on July 1st being .660, with the Philadelphia and Brooklyn clubs tied for second place with .642 each. On July 8th the Bostons lost the lead, they being replaced by the Phillies; but they retained second place, Brooklyn retiring to third position;

the Phillies leading with .651 on July 13th, while the Bostons stood at .635, and the Brooklyns at .565. The Bostons retained second place up to July 27th, when they went to the front with a percentage of .649 to their credit, the Phillies being second with .640 and Pittsburgh third with .579, the Brooklyns having fallen off badly through drunkenness in their ranks. Boston kept in the van to the end of the July campaign, they ending the month with their percentage figures at .667, followed by the Phillies and the Pittsburghs. By this time it had almost become a foregone conclusion that the Bostons would win the pennant, and it became a surety by the 19th of August, on which date the Bostons' percentage figures reach .701, the Pittsburghs, in the interim, having jumped into second place in consequence of the bad tumble made by the Phillies, who, about this time, lost the services of their noted out-fielder and crack base runner, Hamilton, who was taken seriously ill. The Bostons ended the August campaign as virtual champions, August 31st seeing them still in the van with a percentage of .698 to Pittsburgh's .594, and the Phillies' .581; Cleveland, New York and Brooklyn being the other three of the six leaders.

The Boston club touched the highest point of their season in percentage figures on September 11th, when they stood at .717 to Pittsburgh's .602 and Philadelphia's .588; New York and Brooklyn at this time struggling hard to beat each other out in the race. After then the Boston team played rather carelessly, and they fell off in their work to such an extent that on the 23d of September they had lowered their percentage figures down to .669, and finally finished the September campaign with a percentage of but .662, the Pittsburghs being second with .628 and Cleveland third with .570, the Phillies having taken another tumble, to fourth place, with but .558 to their credit, New York being fifth with .515. Cincinnati and Brooklyn tied for sixth place at .508, the former having the best of it through their leading Brooklyn by eight victories to four in their series together. Drunkenness by a minority of the champion team caused trouble in the Boston team in September, and the offenders were penalized for their escapade.

#### A PERCENTAGE RECORD.

The campaign of 1893 was marked by a very uneven race, the difference in the percentage points between the leading club and the tail ender at the finish standing at .359, there being no less than six better contested pennant races in the League record between 1881 and 1893, as will be

seen by the appended table, showing the difference in percentage points each year between the leading club and the tail enders.

YEARS.	POINTS OF DIFFERENCE.	YEARS.	POINTS OF DIFFERENCE.
1881.....	277.....	1888.....	303
1882.....	441.....	1889.....	328
1883.....	570.....	1890.....	499
1884.....	400.....	1891.....	223
1885.....	442.....	1892.....	367
1886.....	493.....	1893.....	359
1887.....	333.....	.....	.....

#### THE CHAMPION CLUB'S RECORD.

The complete record of the Boston champions for 1893 is given below in detail, the first record showing the figures of their single club victories and defeats, together with their drawn games:

1893. BOSTON VS.	Philadelphia.	New York.	Brooklyn.	Baltimore.	Washington.	Totals.	Pittsburgh.	Cleveland.	Cincinnati.	Chicago.	St. Louis.	Louisville.	Totals.	Grand Totals.
Victories .....	8	8	8	10	7	41	4	7	6	8	10	10	45	86
Defeats .....	4	4	4	2	5	19	6	5	6	3	2	2	24	43
Games played.....	12	12	12	12	12	60	10	12	12	11	12	12	69	129
Drawn games.....	0	0	0	0	0	0	1	0	0	1	0	0	2	2

The above table shows that the Boston club's percentage of victories against their Eastern adversaries was .680, while as against the Western clubs their percentage was but .652. The champions won no less than ten games out of the twelve played with the Baltimore, St. Louis and Louisville clubs, and they won eight out of twelve with the Philadelphia, New York, Brooklyn and Chicago clubs; but with the Clevelands they won but seven out of the twelve, and, singularly, they were no more successful with the tail end Washingtons than with the club third in the race; while the Pittsburghs got the best of them by six victories out of the eleven games they played with the Bostons, one being drawn and another scheduled game not played. The Bostons drawn games were their 7 innings game in August with the Pittsburghs and their 5 innings game with the Chicagos in September.

The record of the series with each club is as follows:

BOSTON VS.	Philadelphia.	New York.	Brooklyn.	Baltimore.	Washington.	Totals.	Pittsburgh.	Cleveland.	Cincinnati.	Chicago.	St. Louis.	Louisville.	Totals.	Grand Totals.
Series won.....	1	1	1	1	1	5	0	1	0	1	1	1	4	9
Series lost.....	0	0	0	0	0	0	0	0	0	0	0	0	0	0
Series tied.....	0	0	0	0	0	0	0	0	1	0	0	0	1	1
Series unfinished.....	0	0	0	0	0	0	1	0	0	1	0	0	2	2

The champions won all of their series with the eastern teams, but only four out of six with the western, as they had to be content with a tie series with the Cincinnati club, and only won four out of the ten played with the Pittsburghs. This latter series cannot be charged as lost, as the Bostons had the chance left them to tie the score. When a series is not won by the winning of 7 out of 12, if it be left unfinished no lost series can be charged. Two series were left unfinished and one was tied, the champions winning nine out of the eleven played, something no other club did.

The table showing the victories and defeats of the champions, in the form of "shut outs" or "Chicago" games, together with that of the games won and lost by a single run, is as follows:

BOSTON VS.	Philadelphia.	New York.	Brooklyn.	Baltimore.	Washington.	Totals.	Pittsburgh.	Cleveland.	Cincinnati.	Chicago.	St. Louis.	Louisville.	Totals.	Grand Totals.
Chicago victories.....	1	0	0	0	0	1	0	0	0	1	0	0	1	2
Chicago defeats.....	0	0	0	0	0	0	2	0	1	1	0	1	5	5
Won by one run.....	1	0	1	1	2	5	0	2	2	1	2	2	9	14
Lost by one run.....	0	0	2	0	1	3	1	2	1	2	0	0	6	9

The champions, it will be seen, were not very successful in "Chicagoing" their opponents, as they only won two games in that way, while they lost five, the Pittsburghs twice shutting them out by 13 to 0 and 8 to 0, while the Cincinnati team did the trick by 6 to 0, the Chicagos by 3 to 0, and the Louisvilles by 3 to 0, the champions whipping the Chicagos by 7 to 0 and the Phillies by 4 to 0.

The Boston team won no less than 19 games by a single run and lost 12 by one run, the majority of victories and

defeats, in each case, being in their games with the western teams.

The record showing the games won and lost by single and double figure scores is as follows:

BOSTON VS.	Philadelphia.	New York.	Brooklyn.	Baltimore.	Washington.	Totals.	Pittsburgh.	Cleveland.	Cincinnati.	Chicago.	St. Louis.	Louisville.	Totals.	Grand Totals.
	Single figure victories.....	6	3	6	5	5	25	3	4	6	5	6	3	27
Single figure defeats.....	3	1	3	1	2	10	4	3	5	4	0	1	17	27
Double figure victories.....	2	5	2	5	2	16	1	3	0	3	4	7	18	34
Double figure defeats.....	1	3	1	1	3	9	2	2	1	0	2	1	8	17

In their record of victories won by single figure scores compared to those won by double figures, it will be seen that the totals were 52 to 34 in favor of single figure scores, this fact showing pretty conclusively that the champions had to face either some very effective pitching or to bat against some splendid field support of the "batteries" opposed to them.

The record of their victories and defeats at home and abroad presents the following interesting figures:

BOSTON VS.	Philadelphia.	New York.	Brooklyn.	Baltimore.	Washington.	Totals.	Pittsburgh.	Cleveland.	Cincinnati.	Chicago.	St. Louis.	Louisville.	Totals.	Grand Totals.
	Home victories.....	2	6	3	6	3	20	3	4	3	5	6	6	27
Home-defeats.....	1	0	3	0	3	7	1	2	3	1	0	0	7	14
Victories abroad.....	6	2	5	4	4	21	1	3	3	3	4	4	18	39
Defeats abroad.....	3	4	1	2	2	12	5	3	3	3	2	2	18	30

The above table shows that the champions won a total of 67 games on their home field, and a total of 60 games on fields abroad; their defeats on home grounds being but 21, while those they sustained on fields abroad numbered 42. Neither the New York, Baltimore, St. Louis or Louisville clubs were able to win a game from the champions at Boston; while the Phillies, the Pittsburghs and the Chicagos could each win but a single game from them in those cities; whereas the champions won six games out of their twelve on the south end grounds at Boston, with each of the New York, Baltimore, St. Louis and Louisville clubs, and six games with the Phillies on the latter's own field, while they



similarly won five from Brooklyn at Eastern Park. At Pittsburgh the champions lost five of their ten games with the "Pirates," the Smoky City proving more fatal to them than any other League city in 1893.

The record of the extra innings games played by the champions is as follows:

BOSTON VS.	Philadelphia	New York	Brooklyn	Baltimore	Washington	Totals	Pittsburgh	Cleveland	Cincinnati	Chicago	St. Louis	Louisville	Totals	Grand Totals
Extra innings, victories.....	0	0	0	0	0	0	0	1	0	0	0	0	1	1
Extra innings, defeats .....	0	0	1	0	0	1	0	0	0	0	0	0	0	1

It is a noteworthy fact that the champions did not win but one extra innings game, and that was with the Cleveland team, their ten innings contests at Cleveland, September 20th, ending with a victory by 4 to 3, Nichols pitching against Young. They only lost one extra innings game, too, and that was with the Brooklyn club at Boston, on May 19th, when the visitors won by 5 to 4 in a twelve innings contest, Stein then pitching against Stivetts.

The record of the highest scores made in victories, and the lowest in defeats, together with the percentage of victories made by the champions against the eleven opposing clubs in the campaign, ends the record of the work done on the field by the Boston club in the pennant race of 1893:

BOSTON VS.	Philadelphia.	New York.	Brooklyn.	Baltimore.	Washington.	Pittsburgh.	Cleveland.	Cincinnati.	Chicago.	St. Lou's.	Louisville.	Totals.
Highest sc'r vics..	18-6	16-12	12-5	16-3	13-6	13-10	17-7	8-7	18-2	18-3	15-4	18-2
Lowest sc'r d'fts.	4-7	1-4	4-5	2-8	5-7	0-13	2-7	0-6	0-3	4-16	0-3	0-13
Per cent. of vics.	.667	.667	.667	.833	.583	.444	.583	.500	.727	.833	.833	.667

The highest score made in any game with the eastern clubs was 18 to 6 against the Phillies at Philadelphia, on May 23d; and the highest against the western clubs was 18 to 2 against the Chicagoes at Boston, May 29th. Their worst defeat sustained at the hands of any eastern team was that of 1 to 4 at New York on July 17th, when Baldwin pitched against Nichols; while the worst recorded by western clubs against the champions was by the Pittsburghs' 9

to 10 at Pittsburgh on July 6th, when Coyle pitched for the champions against Ehret and was badly punished.

The highest percentage made by the champions against any opposing team was .833, which figures were scored against the Baltimore, St. Louis and Louisville clubs; whilst the lowest percentage made by the Bostons was against the Pittsburghs, viz., .444.

#### THE TEAM WORK OF THE BOSTONS.

There is no questioning the fact that the Boston team led all their opponents in 1893 in *team work*; that is, they excelled all the opposing teams in "*playing for the side*," and that involves team work alike in the *batteries* of the club, in their *fielding* and above all in their *batting* and *base running*; and it was in the two latter specialties that they particularly led every other team in the League. The absurd statement that it was this, that or the other single speciality which gave them the championship needs no refuting argument. It was the combination of headwork play in batting, base running and fielding which made them successful; their team including a quartette of *brainy players in strategic skill* which no other club equaled. John M. Ward saw their most telling points in this respect, and he candidly acknowledged their superiority in thorough team work. With this great advantage to back them up, the champions of 1893 could easily have defeated the best picked nine of mere home-position players selected from any other of the eleven League clubs, inasmuch as "picked nines" invariably lack the great essential of "playing for the side," the majority of such nines being record players, and record playing teams never win pennant races. Of course, good management and able captaining aided in the success of the team.

#### THE PITTSBURGH CLUB'S RECORD.

The Pittsburgh club opened its championship campaign in 1893 rather inauspiciously, inasmuch as its team failed to win a single game in April, and at the close of the month it occupied the tail end position in the race, and it remained there until May 3d, when the team jumped out of the last ditch and began to mount to the head of the second division clubs, and by the 8th of May left that division for the season; and, moreover, before the May campaign ended, Pittsburgh got to the head of the six leaders, and on May 31st led in the race by a percentage of victories of .667,



Brooklyn being then second and Boston third on that date. The club retained its lead up to June 12th, when the Brooklyn team went to the front with a percentage of .622 to Boston's .615 and Pittsburgh's .595, the "Pirates"—not of Penzance, but of Pittsburgh—being forced back to third place in the race at that date. The club then began to lose more ground, and by the 23d of June it had got down to fifth place, where it remained to the end of the June campaign, the position of the six leaders on June 30th showing the Phillies, Boston and Brooklyn clubs tied for first place, each with a percentage of victories of .654, while the Clevelands stood fourth with .553 and the Pittsburghs fifth with .491, the New Yorks occupying sixth place with .472. The early part of the July campaign saw the Pittsburghs still in fifth position in the race, but on the 12th of July they began to rally for the lead, and by the 24th of that month they had worked up to third place, a position the club retained up to the end of the July campaign, at which time the Bostons held the lead with .667 in percentage points, the Phillies being second with .620 and the Pittsburghs third with .582, the next three being respectively Cleveland, Brooklyn and Cincinnati. By this time the championship had virtually been secured by the Bostons and the further interest in the race centered upon the struggle for second place, and it was by this time a foregone conclusion that but three clubs other than the Bostons were in the race as far as the first three positions were concerned, and these three were the Phillies, the Pittsburghs and the Clevelands. The whole interest in the August campaign, therefore, centred in the fight between this trio. By the 15th of August the Pittsburghs had worked up to second position, leaving the Phillies third; but by the 17th of the month, the Clevelands had overhauled the Phillies and taken their place. Then it was that the Philadelphians made a spurt to recover their lost ground, but injuries to some of their players, after they had got back to third place, enabled Cleveland to replace them in that position for a while; but the closing day of the August campaign saw the Quakers once more in third place, the percentage figures on August 31st showing the Pittsburghs second with .594, the Phillies third with .581 and the Clevelands fourth with .544; New York and Brooklyn being fifth and sixth respectively.

Now came the last monthly campaign of the season, that of September, and with the eastern teams due to play in the West, Pittsburgh and Cleveland stock began to improve

in the market, the Pirates actually thinking they had a chance to head the Bostons, though on September 2d Boston led by .701 in percentage figures to Pittsburgh's .593. The Phillies fought hard and under handicapping circumstances to retain third position during September, but by the 27th of that month the Clevelands supplanted them and retained the place from that date to the finish, the Pittsburghs having to be content with second place, despite the fact that the champions made a bad tumble in percentage figures during the latter part of the month. Here is the complete record of the Pittsburgh club for 1893:

PITTSBURGH VS.	Cleveland.	Cincinnati.	Chicago.	St. Louis.	Louisville.	Boston.	Philadelphia.	New York.	Brooklyn.	Baltimore.	Washington.	Totals.
Victories.....	3	9	9	9	8	6	5	8	4	11	9	81
Defeats.....	9	3	3	3	4	4	7	4	8	1	2	48
Games played.....	12	12	12	12	12	10	12	12	12	12	11	129
Drawn games.....	0	0	0	0	0	1	0	1	0	0	0	2
Series won.....	0	1	1	1	1	0	0	1	0	1	1	7
Series lost.....	1	0	0	0	0	0	1	0	1	0	0	3
Series tied.....	0	0	0	0	0	0	0	0	0	0	0	0
Series unfinished..	0	0	0	0	0	1	0	0	0	0	0	1
"Chicago" vict's..	0	1	0	1	1	2	0	1	0	1	1	8
"Chicago" defeats..	0	0	0	0	0	0	1	0	0	0	0	1
Won by one run..	2	1	4	2	1	1	2	4	0	0	2	19
Lost by one run..	1	1	1	1	1	0	1	1	2	0	0	9
Single figure vict's	2	8	6	6	4	4	3	7	2	4	4	50
Single figure def'ts	4	3	2	2	1	3	4	3	6	0	1	29
Double figure vict's	1	1	3	3	4	2	2	1	2	7	5	31
Double figure def'ts	5	0	1	1	3	1	3	1	2	1	1	19
Home victories....	2	4	5	6	4	5	4	5	2	8	8	53
Home defeats.....	4	2	1	0	4	1	2	1	4	0	0	19
Victories abroad..	1	5	4	3	4	1	1	3	2	3	1	28
Defeats abroad....	5	1	2	3	0	3	5	3	4	1	2	29
Extra inn's vict's.	0	1	1	0	1	0	1	0	0	0	1	5
Extra inn's def'ts	0	1	0	1	0	0	1	0	1	0	0	4
Highest score vic's.	10-6	11-4	17-10	25-2	14-3	13-0	11-6	12-2	13-2	14-7	19-0	25-2
Lowest score def'ts	1-3	1-4	2-3	4-5	3-14	3-7	0-3	2-4	1-2	5-12	1-3	0-3
Per cent. of vict's.	.250	.750	.750	.750	.667	.600	.417	.667	.333	.917	.818	.625

#### THE CLEVELAND CLUB'S RECORD.

The Cleveland club opened its championship season of 1893 at Pittsburgh, on April 27th, and the visitors signalized the event with a noteworthy victory over the home team, and they did it again the next day, and thereby the two clubs

made a special record in their April campaign, as the Clevelands did not lose a game that month and the Pittsburghs did not win one. The former's percentage of victories on April 30th being .1,000 and the latter's .000, Cleveland leading at the end of the brief opening month's campaign, with St. Louis second, Washington third, respectively, with percentages of .666, with Boston, Philadelphia, New York, Brooklyn, Cincinnati and Chicago standing a tie for fourth place with the percentage figures of .500 each, while Baltimore and Louisville stood next with .333 each and Pittsburgh the tail ender without a victory to its credit. The Cleveland club opened the May campaign with the lead in the race, and it maintained that position up to May 11th, when the St. Louis team temporarily jumped to the front, and held the place from that date until May 16th, when the Clevelands got back in that position again, and retained the lead up to May 27th, when Pittsburgh took its turn in leading the race, the Clevelands taking a tumble during the last week of the May campaign, as their percentage figures on May 31st stood at .571, Pittsburgh, Brooklyn and Boston then preceding them. In June the Clevelands tried hard to recover their lost ground, but failed; in fact on June 16th they were temporarily drawn into the ranks of the second division and remained there a week. By the 20th of June, however, they got back to fifth place in the race, and they ended the June campaign in fourth position and ahead of Pittsburgh, the Boston, Philadelphia and Brooklyn clubs being at that date tied for first place.

During July the Clevelands got back to third place for a week, but they had to close that month's campaign in fourth position, with a percentage of .575, preceded by Boston, Philadelphia and Pittsburgh, the three leaders at that date, the latter having rallied well.

It was not until the middle of the August campaign that the Clevelands could improve their position; indeed they had to fight hard to maintain fourth place in the race; but on August 17th they got back to third place, and held it for a week, only, however, to close the month's campaign in fourth position. By hard fighting they managed to replace Philadelphia by September 27th and finally ended the season occupants of third position, with Boston and Pittsburgh in advance of them, respectively, with the percentage figures of .662 and .628, Cleveland's figures being .578, Philadelphia, New York and Cincinnati following in order, Brooklyn being tied with the latter for sixth place. Here is the Cleveland club's record in full:

CLEVELAND VS.	Pittsburgh.	Cincinnati.	Chicago.	St. Louis.	Louisville.	Boston.	Philadelphia.	New York.	Brooklyn.	Baltimore.	Washington.	Totals.
Victories.....	9	5	8	9	6	5	3	6	7	4	11	73
Defeats.....	3	6	4	3	3	7	9	6	5	8	1	55
Games played....	12	11	12	12	9	12	12	12	12	12	12	128
Drawn games....	0	0	0	0	0	0	0	0	1	0	0	1
Series won.....	1	0	1	1	0	0	0	0	1	0	1	5
Series lost.....	0	0	0	0	0	1	1	0	0	1	0	3
Series tied.....	0	0	0	0	0	0	0	1	0	0	0	1
Series unfinished.	0	1	0	0	1	0	0	0	0	0	0	2
"Chicago" vict's.	0	0	0	0	0	0	0	0	1	0	1	2
"Chicago" def'ts.	0	1	0	0	0	0	2	1	0	0	0	4
Won by one run..	1	2	1	4	0	2	1	3	0	1	1	16
Lost by one run..	2	1	0	2	0	2	2	1	1	2	1	14
Single fig. vict's..	4	2	6	7	3	3	0	6	3	1	6	41
Single fig. def'ts..	2	5	2	3	1	4	5	3	4	6	1	36
Double fig. vict's.	5	3	2	2	3	2	3	0	4	3	5	32
Double fig. def'ts.	1	1	2	0	2	3	4	3	1	2	0	19
Home victories...	5	4	5	4	4	3	3	4	5	1	9	47
Home defeats....	1	2	1	2	2	3	3	2	1	5	0	22
Victories abroad.	4	1	3	5	2	2	0	2	2	3	2	26
Defeats abroad...	2	4	3	1	1	4	6	4	4	3	1	33
Extra inn's vict's.	0	0	0	0	0	0	1	1	1	0	1	4
Extra inn's def'ts	0	0	0	0	0	1	0	0	0	0	0	1
High't score vict's	17-4	21-4	16-3	19-3	15-9	13-11	13-6	9-7	16-3	15-11	13-7	21-4
Low't score def'ts	5-6	0-2	3-5	2-3	2-4	3-5	0-7	0-2	2-4	1-4	3-4	0-7
Per cent. of vict's.	.750	.455	.687	.750	.667	.417	.250	.500	.583	.333	.917	.570

#### THE PHILADELPHIA CLUB'S RECORD.

The record of the Philadelphia club in 1893 was marked by an exceptional chapter of accidents in the club's ranks, such as frequently upset the sanguine expectations of the best of managers. But there is one thing which justice requires to be recorded in this connection, and that is, that it certainly was not Manager Harry Wright's fault that his club team did not win the pennant. The club opened its championship season April 28th with a victory, and ended the April campaign with an even score of games with its Brooklyn rival. Then came its first stroke of ill luck in injuries to important players, and during the first part of the May campaign the Phillies had to occupy a position in the ranks of the second division. By May 17th, however, the club got back among the six leaders in the race, and they ended the May campaign in fifth place, with a percentage of victories of .556, Pittsburgh then leading with .667.

The June campaign saw the Phillies rally in good style, and by the 17th of that month they had tied Brooklyn—

then in the van—and on May 19th they took first place in the race for the first time, and on June 30th they were still in the van, with a percentage of victories to their credit of .654, the Boston and Brooklyn clubs being close on their heels. The first part of July they fell to second place for a week, but regained the lead on July 10th, when their percentage figures stood at .667 to Boston's .633 and Brooklyn's .576. They remained in the van up to July 27th, when the Bostons got to the front by .649 to the Phillies' .640. In the meantime the Pittsburghs had superseded Brooklyn, the latter taking a tumble through Richardson's costly escapade, the Phillies ending the July campaign in second position, with the promise good for their, at least, holding that place to the finish.

PHILADELPHIA VS.	Boston.	New York.	Brooklyn.	Baltimore.	Washington.	Pittsburgh.	Cleveland.	Cincinnati.	Chicago.	St. Louis.	Louisville.	Totals
Victories.....	4	5	5	7	8	7	9	9	6	4	8	72
Defeats.....	8	7	6	5	4	5	3	1	6	8	4	57
Games played.....	12	12	11	12	12	12	12	10	12	12	12	129
Drawn games.....	0	1	1	0	0	0	0	1	0	1	0	4
Series won.....	0	0	0	1	1	1	1	1	0	0	1	6
Series lost.....	1	1	0	0	0	0	0	0	0	1	0	3
Series tied.....	0	0	0	0	0	0	0	0	1	0	0	1
Series unfinished..	0	0	1	0	0	0	0	0	0	0	0	1
Chicago victories..	0	0	0	0	0	1	2	0	1	0	0	4
Chicago defeats...	1	0	0	0	0	0	0	0	0	0	0	1
Won by one run...	0	0	1	0	0	1	2	4	0	2	2	12
Lost by one run...	1	0	3	1	1	2	1	0	2	6	1	18
Single figure vict's	3	1	3	4	1	4	5	5	4	2	5	37
Single figure def'ts	6	1	4	4	1	3	0	1	3	8	4	35
Double figure vic's..	1	4	2	3	7	3	4	4	2	2	3	35
Double figure def's	2	6	2	1	3	2	3	0	3	0	0	22
Home victories....	3	4	3	5	7	5	6	5	1	1	4	44
Home defeats.....	6	2	2	1	2	1	0	1	2	5	2	24
Victories abroad..	1	1	2	2	1	2	3	4	5	3	4	28
Defeats abroad....	2	5	4	4	2	4	3	0	4	3	2	33
Extra inns. vict's..	0	0	0	1	1	1	0	2	0	0	2	7
Extra inns. def'ts.	0	1	1	1	1	1	1	0	1	1	0	8
Highest score vic's.	13-7	18-6	16-7	17-3	22-7	18-5	16-6	15-14	16-1	17-8	16-4	22-7
Lowest score def'ts	0-4	5-9	1-3	2-8	1-7	3-7	3-10	1-7	3-6	1-4	2-5	0-4
Per cent. of vict's.	.333	.417	.485	.583	.667	.583	.750	.900	.500	.333	.667	.558

In August, however, the club struck a snag in the loss of Hamilton's valuable services, as also in the additional disabling of Allen, and before the August campaign had ended the Phillies had fallen to fourth place, but they managed to end the month in third position. During the September

campaign they had to face the Westerners on the latter's own fields, and though they fought hard they had work to do to retain third position, but they did it up to September 27th, when the Clevelands ousted them out of third place and sent them to fourth position, in which place they ended the season, with a percentage of .558 to Boston's .667, the team making a good fight under disheartening circumstances. The club's complete record for 1893 appears on page 21.

#### THE NEW YORK CLUB'S RECORD.

The season of 1893 was the most successful one the New York club had had since 1889, alike as regards the success of the club's team and its management, and the financial results of the season. They did not win the pennant, to be sure, but they beat out their Brooklyn rival in the race, and that was a result they regarded as next to winning the pennant. But it was the return of the old patronage of 1889 that the New York officials were most rejoiced at; the season, in this respect, being the most gratifying to the club of any for the past four years, as it enabled them to pay off a burden of indebtedness, incurred during the revolutionary years of 1890 and 1891, which had handicapped the club very badly. The return of John M. Ward to the club this year as manager as well as captain, of course, had its reviving effect on the club's local prospects; besides which the introduction of new players in its ranks helped considerably in bringing about the welcome change in its patronage.

The club opened its season of 1893 with even figures in won games with the Boston club, and the remarkable attendance at the opening game on April 28th was greatly encouraging to the club after the costly experience, in loss of patronage, of the previous three years. Closing the brief April campaign on an even footing with the Boston champions, the New Yorkers started in May with favorable prospects, and they kept among the six leaders during the first part of the month, but after the 9th of May the Giants were driven into the second division ranks, where they remained until the end of the May campaign, one or two experiments in retaining fading stars in their team proving costly, the end of the campaign leaving the club occupants of the ninth place in the race, while their old time rivals of Brooklyn stood well up in the van and in second position, and ahead of both Boston and Philadelphia. The June campaign saw the Giants rally well, and by June 13th they were back in



the first division again, and on June 30th they stood sixth in the race with a percentage of victories of .472, Boston, Brooklyn and Philadelphia being a tie at .654 for first place.

During the July campaign the Giants lost considerable ground, their trip West proving disastrous, and the result was that on July 31st they stood in percentage figures at .468 only, and then they occupied the eighth place in the race. In August the Giants rallied, and by good work at home they got back among the six leaders, and took the lead

NEW YORK VS.	Boston.	Philadelphia.	Brooklyn.	Baltimore.	Washington.	Pittsburgh.	Cleveland.	Cincinnati.	Chicago.	St. Louis.	Louisville.	Totals.
Victories .....	4	7	6	8	7	4	6	6	5	8	7	68
Defeats .....	8	5	6	6	5	8	6	6	7	4	5	64
Games played.....	12	12	12	12	12	12	12	12	12	12	12	132
Drawn games.....	0	1	0	0	0	1	0	1	0	0	1	4
Series won.....	0	1	0	1	1	0	0	0	0	1	1	5
Series lost.....	1	0	0	0	0	1	0	0	1	0	0	3
Series tied .....	0	0	1	0	0	0	1	1	0	0	0	3
Series unfinished..	0	0	0	0	0	0	0	0	0	0	0	0
"Chicago" victories	0	0	0	0	0	0	1	1	2	1	0	5
"Chicago" defeats.	0	0	2	0	0	1	0	0	0	0	1	4
Won by one run....	0	0	1	2	2	1	1	3	1	0	3	14
Lost by one run....	0	0	3	2	0	4	3	2	2	2	0	18
Single fig. victories	1	1	4	6	4	3	3	4	2	6	4	38
Single fig. defeats..	3	1	5	4	3	7	6	5	5	3	5	47
Double fig. victories	3	6	2	2	3	1	3	2	3	2	3	30
Double fig. defeats.	5	4	1	0	2	2	0	1	2	1	0	18
Home victories ....	4	5	5	5	6	3	4	2	3	5	5	47
Home defeats.....	2	1	1	1	2	2	2	3	3	1	1	19
Victories abroad...	0	2	1	3	1	1	2	4	2	3	2	21
Defeats abroad ....	6	4	5	3	3	2	4	3	4	3	4	41
Highest score vics..	18	15	13	16	18	0	0	1	0	0	2	4
Lowest score def'ts.	1	2	0	1	1	0	1	0	2	1	0	4
Extra inn. victories	0	1	0	0	0	11	13	11	17	14	23	23
Extra inn. defeats..	0	0	0	0	0	0	2	2	2	1	0	0
Percent. of vict'ries	.333	.583	.560	.667	.583	.429	.500	.500	.417	.607	.583	.515

of Brooklyn, a result which was not anticipated in July. But the Brooklyn team met with its old costly experience in 1893, as it had done in every previous year of the club's existence, and that was the loss of position in the race, consequent upon drunkenness in the team's ranks, and this it was, *and this only*, which lost the club its position among the three leaders. It was a close fight between Brooklyn and New York during August for the lead over each other, but the Giants closed that month's campaign as occupants of fifth position with the percentage figures of .533, while

Brooklyn had to be content with sixth place with the figures of .514. The September campaign did not change the relative position of the two clubs, and the end of the season saw New York still in fifth place in the race, with a percentage of .515, while the Brooklyn and Cincinnati clubs were tied at .508 for sixth position, the Cincinnati having the best of the record from having defeated Brooklyn in eight games out of their series of twelve games together. The New York club's record complete for 1893 appears on page 23.

#### THE CINCINNATI CLUB'S RECORD.

The Cincinnati club opened its championship season of 1893 on April 27th, at Cincinnati, with a noteworthy victory over Anson's so-called Chicago "colts," by the one-sided score of 10 to 1, Anson retaliating with an offsetting defeat the next day by the score of 11 to 1, two results which displayed the glorious uncertainty of the game in striking colors. In the third round, however, which occurred on April 29th, Comisky knocked Anson out with the "Chicago" score of 5 to 0, but the two teams ended the April campaign on the 30th with an even score of games of 2 to 2, so neither of the veterans could claim any special honor at the outset of the season, each closing the month with a percentage of victories of .500, the Eastern teams of Boston, New York, Brooklyn and Philadelphia having the same percentage of games, all these six clubs being tied for fifth place, Cleveland, St. Louis and Washington leading them in the race, while Baltimore, Louisville and Pittsburgh brought up the rear, the latter ending the month without a victory to their credit.

Early in May the Cincinnati reached the highest position in the race that they occupied during the whole season, they standing third on May 8th with the percentage figures of .600; Cleveland and St. Louis then occupying first and second places. But the Cincinnati then fell off badly, and on May 31st they stood seventh in the race, with but .467. In June they got down as low as tenth place with a percentage of only .429, but in July they rallied, and re-entered the ranks of the six leaders, they standing sixth in the race on July 12th, with the comparatively good figures of .500, and they remained in the position with varying success to the close of the July campaign. In August they fell back to the second division, and on the 31st of that month were in seventh place with the percentage of .490. During September they headed the second division, and ended the season on September 30th tied with Brooklyn for sixth position



they having the best of the record through winning a majority of their series of games with the Brooklyn club.

A conspicuous fault of the Cincinnati management in 1893 was *too much experimenting with players*, especially in regard to the batteries of the team. Nine pitchers alone were tried during the season, and the result was lack of team work in the battery force, while the changes made in the fielding teams of the club also had a demoralizing effect. If a club enters the arena new to League experience, of course it becomes a necessity that its first campaign should be an experimental one; but this was not the case with the Cincinnati club in 1893, and, therefore, most of the experimental work in making up the team should have been confined to the opening month of the season. To continue it up to the last month of the campaign was a costly blunder.

Here is the Cincinnati's record in full:

CINCINNATI VS.	Pittsburgh.	Cleveland.	Chicago.	St Louis.	Louisville.	Boston.	Philadelphia.	New York.	Brooklyn.	Baltimore.	Washington.	Totals.
Victories .....	3	6	7	7	6	6	1	6	8	8	7	65
Defeats .....	9	5	5	5	6	6	9	6	4	4	4	63
Games played.	12	11	12	12	12	12	10	12	12	12	11	128
Drawn games.	0	0	0	1	0	0	1	1	0	0	0	3
Series won....	0	0	1	1	0	0	0	0	1	1	1	5
Series lost....	1	0	0	0	0	0	1	0	0	0	0	2
Series tied....	0	0	0	0	1	1	0	1	0	0	0	3
Series unfin'd.	0	1	0	0	0	0	1	0	0	0	1	3
"Chicago" victories....	0	1	1	0	0	1	0	0	1	0	0	4
"Chicago" defeats.....	1	0	1	0	0	0	0	2	0	0	0	4
Won by one r'n	1	1	2	2	0	1	0	2	3	5	5	22
Lost by one r'n	1	2	0	2	2	2	4	2	1	0	0	16
Single fig. vics.	3	5	3	6	4	5	1	5	7	7	6	52
Single fig. d'fts.	8	2	3	3	4	6	5	4	3	3	2	43
Double figure victories....	0	1	4	1	2	1	0	1	1	1	1	13
Double figure defeats.....	1	3	2	2	2	0	4	2	1	1	2	20
Home victories	1	4	4	4	4	3	0	3	5	5	4	37
Home defeats	5	1	3	2	3	3	4	4	1	1	2	29
Victories abr'd	2	2	7	3	2	3	1	3	3	3	3	32
Defeats a broad	4	4	2	3	3	3	5	2	3	3	2	34
Ex. inns. vics.	1	0	0	2	0	0	0	0	0	0	0	3
Ex. inns. defts	1	0	0	1	0	0	2	1	0	1	0	6
Highest score victories....	8-3	17-12	14-5	12-11	30-12	11-9	7-1	13-4	11-4	12-10	10-4	30-12
Lowest score defeats.....	0-8	2-3	0-3	2-3	1-3	1-6	1-14	0-2	2-4	2-3	1-8	0-8
Per cent. vics.	.250	.545	.583	.583	.500	.500	.100	.500	.667	.667	.636	.508

## THE BROOKLYN CLUB'S RECORD.

The season of 1893 may be fairly recorded as the most successful one the Brooklyn club had experienced since it entered the National League. Not that its team attained any special degree of success in the championship pennant race of the season, but that the financial results were the most satisfactory to the club of any since 1889. That the team did not attain the anticipated success in the championship campaign was due, not so much to any special weakness in the management of its field forces, or in the playing strength of the team itself, but rather to the one conspicuous fault which had characterized the club's government since it entered the professional arena; and that one fault was *the mistaken liberality of the management in the condoning of drinking offenses in the club ranks*. From the time that the Brooklyn club ended its first season with championship honors in a minor league organization, to the year it won the pennant of the American Association, it had been heavily handicapped by this conspicuous weakness. Time and again it would have won the pennant during the eighties but for drunkenness in its ranks. But in no year was the costly cause of defeat made more plainly apparent than in 1893, as the following glance at the season's campaign of the club will fully show. The closing day of the opening month of the season, in April, saw the Brooklyn club standing in the pennant race with the eastern clubs of Boston, New York and Philadelphia, and with the western clubs of Chicago and Cincinnati, with a percentage of victories for each of .500, Cleveland being in the race with a percentage of .1,000, and Pittsburgh at the tail end with .000. During the May campaign the Brooklyn club reached second position, with a percentage of victories on May 31st of .630 to Pittsburgh's .667, Boston standing at that time at .586, these being then the three leaders in the race. By the 12th of June Brooklyn held the leading position in the race, with a percentage of .622 to Boston's .615 and Pittsburgh's .595; the three clubs leading still at that date. Before the end of the June campaign, however, the inherent weakness of the club team—intemperate habits among the minority—began to develop itself, and the result was that by the end of the June campaign the club had fallen back to third place. During July the Richardson escapade took place, and by the end of that month the club had fallen to fifth position, and in August its rival, the New York club, superseded it, and before that month's

campaign ended, its percentage figures got down to .484, and it had a hard struggle to retain sixth place in the race, and all this was due entirely to dissipation in the club ranks indulged in by a small but prominent minority of its team players. It is not surprising therefore when, at the end of the September campaign, with the team tied with the Cincinnati for sixth place, the club officials became tired of the plan of condoning drinking offenses, and proceeded, for the first time in its history, to make it costly for the offenders, and especially so for the leading culprit of the team. Good management, with the result of thorough team work in the club ranks, are, of course, essentials for pennant winning clubs; but *above all stands temperance in its ranks*, and it is this lesson which the Brooklyn club learned at great financial cost in 1893. Will it profit by it in the near future? is the question. Messrs. Byrne and Abel say the club will do so, but *nous verrons*.

BROOKLYN VS.	Boston.	Philadelphia.	New York.	Baltimore.	Washington.	Pittsburgh.	Cleveland.	Cincinnati.	Chicago.	St. Louis.	Louisville.	Totals.
Victories.....	4	6	6	2	8	8	5	4	7	8	7	65
Defeats.....	8	5	6	10	3	4	7	8	3	4	5	63
Games played....	12	11	12	12	11	12	12	12	10	12	12	128
Drawn games....	0	1	0	0	0	0	1	0	0	0	0	2
Series won.....	0	0	0	0	1	1	0	0	1	1	1	5
Series lost.....	1	0	0	1	0	0	1	1	0	0	0	4
Series tied.....	0	0	1	0	0	0	0	0	0	0	0	1
Series unfinished.	0	1	0	0	1	0	0	0	1	0	0	3
Chicago victories.	0	0	2	0	0	0	0	0	0	0	1	3
Chicago defeats.	0	0	0	0	0	0	1	1	0	0	0	3
Won by one run..	2	3	3	2	2	2	1	1	2	4	1	23
Lost by one run..	1	1	1	2	1	0	0	3	0	2	0	11
Single fig. vict's..	3	4	5	2	7	6	4	3	6	7	5	51
Single fig. def'ts..	6	3	4	6	2	2	3	7	2	4	1	40
Double fig. vict's.	1	2	1	0	1	2	1	1	1	1	2	13
Double fig. def'ts.	2	2	2	4	1	2	4	1	1	0	4	23
Home victories...	1	4	5	2	5	4	4	3	4	6	5	43
Home defeats....	5	2	3	4	2	2	2	3	2	0	1	26
Victories abroad.	3	2	1	0	3	4	3	1	3	2	2	22
Defeats abroad...	3	3	3	6	1	2	5	5	1	4	4	37
Extra inns. vict's.	1	1	0	0	0	0	1	0	0	1	0	4
Extra inns. def'ts.	0	0	0	0	1	0	1	0	0	1	0	3
Highest sc're vict's	11-4	20-2	11-10	9-8	14-10	22	14	1-4	1-1	1-4	1-8	2-2
Lowest sc're def's	1-4	2-4	2-6	1-6	2-15	2-13	0-6	0-5	2-11	2-3	3-6	0-5
Per cent of vict's	.333	.545	.500	.167	.727	.667	.417	.333	.700	.667	.583	.500

The Brooklyn club found the six western clubs easier to defeat than their five eastern rivals, the club winning 65

games to 03 against the western clubs, but only 26 to 32 against the five eastern teams. The club's record in full for 1893 appears on page 27.

THE BALTIMORE CLUB'S RECORD.

The Baltimore club began the season of 1893 on April 27th, at Washington, with their special rivals of that city, and in their first two games there they had to succumb to the "Senators," and the good start for the latter put their

BALTIMORE VS.	Boston.	Philadelphta.	New York.	Brooklyn.	Washington.	Pittsburgh.	Cleveland.	Cincinnati.	Chicago.	St. Louis.	Louisville.	Totals.
Victories.....	2	5	4	10	7	1	8	4	5	9	9	60
Defeats.....	10	7	8	2	5	11	4	8	7	3	5	70
Games played....	12	12	12	12	12	12	12	12	12	12	10	130
Drawn games....	0	0	0	0	0	0	0	0	0	0	0	0
Series won.....	0	0	0	1	1	0	1	0	0	1	0	4
Series lost.....	1	1	1	0	0	1	0	1	1	0	0	6
Series tied.....	0	0	0	0	0	0	0	0	0	0	0	0
Series unfinished.	0	0	0	0	0	0	0	0	0	0	1	1
"Chicago" vict's	0	0	0	0	1	0	0	0	0	0	0	1
"Chicago" def'ts	0	0	0	0	0	1	0	0	1	0	1	3
Won by one run..	0	1	2	2	3	0	2	0	1	3	0	14
Lost by one run..	1	0	3	2	0	0	1	5	2	0	0	14
Single fig. vict's..	1	4	4	6	6	0	6	3	2	5	5	42
Single fig. def'ts..	5	4	6	2	2	4	1	7	5	2	3	41
Double fig. vict's..	1	1	0	4	1	1	2	1	3	4	0	18
Double fig. def'ts..	5	3	2	0	3	7	3	1	2	1	2	29
Home victories...	2	4	3	6	4	1	3	3	2	6	3	37
Home defeats....	4	2	3	0	3	3	3	3	1	0	3	25
Victories abroad.	0	1	1	4	3	0	5	1	3	3	2	23
Defeats abroad...	6	5	5	2	2	8	1	5	6	3	2	45
Extra inn's vict's.	0	1	0	0	0	0	0	1	1	0	0	3
Extra inn's def'ts	0	1	0	0	0	0	0	0	0	0	0	1
Highest score vict's	16-12	14-9	8-7	15-4	11-5	12-5	15-5	19-7	13-2	17-5	9-1	19-7
Lowest score def'ts	1-11	2-10	1-5	3-4	3-6	0-2	2-8	2-3	0-1	1-8	0-6	0-2
Per cent. of vict's.	.167	.417	.333	.833	.583	.083	.667	.333	.417	.750	.500	.462

stock up in the local market. On the return game at Baltimore, however, the home team won; but they had to close their brief April campaign as occupants of tenth place in the race, with percentage figures of .333 only, while Washington was among the leaders with .667. The club did not pan out well in May, as the end of that month's campaign saw them still in tenth position, though with the better percentage figures of .448. In June they got among the leaders for the first time, and by June 5th they had jumped up to

fifth place with a percentage of .531, the best they did during the season. But by June 30th they were back in the second division again, with the figures at .471. They did not improve in July, as on the 31st of that month they stood in ninth place with the figures of .430 only. They improved a little in August, as on the 31st of that month they were in eighth place with the percentage figures of .462. They did their best work in September, but could not get higher than eighth place, where they stood at the end of the season, with a percentage of .462.

It may be said of the Baltimore club in 1893 that it was forced to occupy an experimental position in the race, Manager Hanlon not having had time to get a team together in '92, and it took him half the season of 1893 to get his team in anything like working order. The fact that his team defeated Brooklyn by ten games to two, and the Cleavelands by eight games to four, showed the inherent strength of the team he got together last year. In fact Hanlon had a hard row to hoe in '93, but the good effects of his work of last year will show itself this year unless all anticipations fail. The Baltimore club was certainly better managed and had a stronger team of players last year than ever before. The club's record in full for 1893 appears on page 28.

#### THE CHICAGO CLUB'S RECORD.

The Chicago club, in 1893, was comparatively successful against their eastern club rivals; but they lost ground by the number of defeats sustained in their home-and-home series. Against the six eastern teams they scored 35 victories to 34 defeats; but in their games with their five western rivals they were charged with no less than 37 defeats, which were offset by but 21 victories; and this difference in results made their campaign a disastrous one on the whole, the club standing lower in position at the end of the season of 1893 than in any previous year since they entered the League. They began the season with a defeat, and though they ended the short April campaign even in won games, with a percentage of victories of .500, their May record ended with their occupancy of eleventh place in the race, with the low percentage figures of .385. They improved on this a little in June, but that month's campaign saw them in eleventh place again on June 30th, with the somewhat better percentage of .400. In July they got up a peg higher, and ended that month's campaign in tenth place, with a percentage of .423. They did not advance in August, as at

the end of that month they were still in tenth position, with the percentage figures of but .406. They got up to ninth position in September, and stood in that place on the last day of the campaign, with a percentage of 441 to their credit. Here is the club's record in full:

CHICAGO VS.	Pittsburgh.	Cleveland.	Cincinnati.	St. Louis.	Louisville.	Boston.	Philadelphia.	New York.	Brooklyn.	Baltimore.	Washington.	Totals.
Victories .....	3	4	5	3	6	3	6	7	3	7	9	56
Defeats.....	9	8	7	9	4	8	6	5	7	5	3	71
Games played....	12	12	12	12	10	11	12	12	10	12	12	127
Drawn games....	0	0	0	0	0	0	0	0	0	0	0	1
Series won.....	0	0	0	0	0	0	0	1	0	1	1	3
Series lost.....	1	1	1	1	0	1	0	0	1	0	0	6
Series tied.....	0	0	0	0	0	0	0	1	0	0	0	1
Series unfinished.	0	0	0	0	1	1	0	0	1	0	0	3
"Chicago" vict's.	0	0	1	1	0	1	0	0	0	1	0	4
"Chicago" def'ts	0	0	1	1	1	1	1	2	0	0	0	7
Won by one run..	1	0	0	1	0	2	2	2	0	2	1	11
Lost by one run..	4	1	2	3	2	1	0	1	2	1	3	20
Single fig. vict's..	2	2	3	3	0	4	3	5	2	2	4	33
Single fig. def'ts.	6	6	3	7	2	5	4	2	6	2	3	46
Double fig. vict's.	1	2	2	0	6	0	3	2	1	2	5	24
Double fig. def'ts	3	2	4	2	2	3	2	3	1	3	0	25
Home victories...	4	3	3	3	3	3	4	4	1	6	7	41
Home defeats....	4	3	3	3	3	3	5	2	3	3	2	34
Victories abroad.	5	5	4	6	1	1	2	3	2	1	2	32
Defeats abroad...	5	5	3	6	1	5	1	3	4	2	1	36
Extra inn's vict's.	0	0	0	0	0	0	1	2	0	0	0	3
Extra inn's def'ts.	1	0	0	2	1	0	0	0	0	1	1	6
Highest sc're vic's	12-9	17-6	11-1	9-4	14-2	8-6	12-5	10-4	11-2	15-10	15-4	17-6
Lowest sc're def's	1-2	2-7	0-5	0-8	0-11	0-7	0-4	0-6	1-3	2-13	2-3	0-11
Percent. of vic'ts.	.250	.333	.417	.250	.600	.273	.500	.583	.300	.583	.750	.445

#### THE ST. LOUIS CLUB'S RECORD.

The St. Louis club opened the championship campaign of 1893 very promisingly, with two victories out of their three games with the Louisvilles in April, they closing the month's record with a percentage of victories of .666. On May 4th they temporarily occupied first place in the race with .800 to their credit, and they kept well in the front up to the 22d of May, at which time the team took a tumble, and ended the May campaign in sixth place with a percentage of .500. By the sixth of June they were in the second division, and occupied ninth place with the lowered percentage of .433, and they ended the June campaign in tenth place. They rallied a little in July, and on the 14th



of that month they headed the second division with a percentage of .460, and they finished the July campaign in that position. They fell back in August, and on the 31st of that month were in ninth place with a percentage of .439. In September they allowed the Chicagos to lead them, and the end of the season saw them in tenth place with a percentage of .432. Taking the season altogether it was the best one they had had since Comiskey left them with a four-times-winner's record in the old association; Manager Watkins having done very well with the team under the usual St. Louis handicapping arrangement of official interference.

St. LOUIS vs.	Pittsburgh.	Cleveland.	Cincinnati.	Chicago.	Louisville.	Boston.	Philadelphia.	New York.	Brooklyn.	Baltimore.	Washington.	Totals.
Victories.....	3	3	5	9	8	2	8	4	4	3	8	57
Defeats.....	9	9	7	3	4	10	4	8	8	9	4	75
Games played....	12	12	12	12	12	12	12	12	12	12	12	132
Drawn games....	0	0	1	0	0	0	1	0	0	0	1	3
Series won.....	0	0	0	1	1	0	1	0	0	0	1	4
Series lost.....	1	1	1	0	0	1	0	1	1	1	0	7
Series tied.....	0	0	0	0	0	0	0	0	0	0	0	0
Series unfinished.	0	0	0	0	0	0	0	0	0	0	0	0
"Chicago" vict's.	0	0	0	1	0	0	0	0	0	0	2	3
"Chicago" def'ts.	1	0	0	1	0	0	0	1	0	0	1	4
Won by one run..	1	2	2	3	0	0	6	2	2	0	1	19
Lost by one run..	3	4	2	1	1	2	2	0	4	3	0	22
Single fig. vict's..	2	3	3	7	7	0	8	3	4	2	5	44
Single fig. defeats.	6	7	6	3	3	6	2	6	7	5	3	54
Double fig. vict's..	1	0	2	2	1	2	0	1	0	1	3	13
Double fig. def'ts	3	2	1	0	1	4	2	2	1	4	1	21
Home victories...	2	3	3	6	7	2	3	3	4	3	6	42
Home defeats....	3	5	3	0	3	4	3	3	2	3	1	30
Victories abroad.	1	0	2	2	1	0	5	1	0	0	2	14
Defeats abroad...	6	4	4	3	1	6	1	5	6	5	3	45
Extra inn's vict's.	1	0	1	2	0	0	1	1	1	0	0	7
Extra inn's def'ts.	0	0	2	0	1	0	0	0	1	0	2	6
Highest sc're vict's	11-4	8-7	12-8	16-12	11-1	17-6	9-8	11-4	8-3	14-5	13-6	17-6
Lowest sc're def's	0-5	2-3	1-3	0-4	2-5	1-5	3-4	0-4	1-14	1-5	0-5	0-5
Per cent. of vict's	.250	.250	.417	.750	.667	.167	.667	.333	.333	.250	.667	.432

It may be here remarked that the St. Louis club has for years been handicapped by official interference with its team manager. Mr. Von der Ahe ought, by this time, to have learned the costly nature of interfering with the team manager's control of his men. Of what use is it going to the expense of engaging a regular manager of a club team while you practically nullify his work by allowing club officials to interfere with his government of the team? Either

let the manager have entire control of the team, or place the team in command of the captain and let the president or such other club official who thinks he knows how to run a team assume the responsibility of manager of the club. The players quickly find out whether the manager is boss, as Anson always has been, or the president of the club, as in the case of the well-known "boss manager" of St. Louis.

The record of the St. Louis club in full appears on page 31.

THE LOUISVILLE CLUB'S RECORD.

The old League club of the seventies had a rather unlucky experience in the opening months of their League championship campaign of 1893, inasmuch as bad weather prevented them from playing many of their scheduled games during May; besides which the first part of the season was largely experimental with them, and it was not until midsummer

LOUISVILLE VS.	Pittsburgh.	Cleveland.	Cincinnati.	Chicago.	St. Louis.	Boston.	Philadelphia.	New York.	Brooklyn.	Baltimore.	Washington.	Totals.
Victories . . . . .	4	3	6	4	4	2	4	5	5	5	8	50
Defeats . . . . .	8	6	6	6	8	10	8	7	7	5	4	75
Games played . . . . .	12	9	12	10	12	12	12	12	12	10	12	125
Drawn games . . . . .	0	0	0	0	0	0	0	1	0	0	0	1
Series won . . . . .	0	0	0	0	0	0	0	0	0	0	1	1
Series lost . . . . .	1	0	0	0	1	1	1	1	1	0	0	6
Series tied . . . . .	0	0	1	0	0	0	0	0	0	0	0	1
Series unfinished . . . . .	0	1	0	1	0	0	0	0	0	1	0	3
"Chicago" victories . . . . .	0	0	0	1	0	1	0	1	0	1	0	4
"Chicago" defeats . . . . .	1	0	0	0	0	0	0	0	1	0	1	3
Won by one run . . . . .	1	0	2	2	1	0	1	0	0	0	0	7
Lost by one run . . . . .	1	0	0	0	0	2	2	3	1	0	1	10
Single fig. victories . . . . .	1	1	4	2	3	1	4	5	1	3	7	32
Single fig. defeats . . . . .	4	3	2	0	7	3	5	4	5	5	3	41
Double fig. victories . . . . .	3	2	2	2	1	1	0	0	4	2	1	18
Double fig. defeats . . . . .	4	3	4	6	1	7	3	3	2	0	1	34
Home victories . . . . .	0	1	3	1	1	2	2	4	4	2	4	24
Home defeats . . . . .	4	2	2	2	2	4	4	2	2	2	3	29
Victories abroad . . . . .	4	2	3	3	3	0	2	1	1	3	4	26
Defeats abroad . . . . .	4	4	4	4	6	6	4	5	5	3	1	46
Extra inns. vict'ries . . . . .	0	0	0	1	1	0	0	0	0	0	0	2
Extra inns. defeats . . . . .	1	0	0	0	0	0	2	2	0	0	0	5
Highest score vics. . . . .	14-3	16-6	12-3	11-0	15-0	10-5	9-5	8-6	19-8	12-9	14-3	19-8
Lowest score def'ts. . . . .	0-3	1-9	3-5	2-14	1-6	3-11	2-6	2-6	0-5	1-9	0-3	0-3
Per cent. victories . . . . .	.333	.333	.500	.400	.333	.167	.333	.457	.417	.500	.667	.400



that they got their team in good working order, and then they played good ball beyond question, as many of their July and August games fully proved. The club closed the April campaign ahead of Pittsburgh, and in May had Boston and Chicago as close companions; but the handicapping they were subjected to early in the season could not be overcome, and the campaign of June and July saw the club low down in the second division. In August they got out of the last ditch and pushed the unlucky Washington club into the tail end place, their percentage figures on August 30th reaching .400. The team's best work was done in September, and they finished the campaign in eleventh place with a percentage of .400. Manager Barnie entered upon the campaign of 1893 with a difficult task before him, in making up a team which would suit the rather exacting class of patrons of Louisville. With the able assistance of Captain Pfeffer, however, he managed to get together a strong team, and one which did some excellent work during the campaign. But it had its weak points, which will doubtless be strengthened this year. The team quitted even with Cincinnati and Baltimore—the latter result pleasing Mr. Barnie—and had close fights with New York and Brooklyn, while they took the Washingtons into camp easily.

The record of the club for 1893 appears on page 32.

#### THE WASHINGTON CLUB'S RECORD.

There is no city in the League circuit which affords better opportunities for the establishment of a first-class representative League club than does the city of Washington at this day. In fact, it is an exceptionally favored city for League club representation under first-class management and with grounds so fitted up as to court the high-class patronage the city can give. But thus far in the club's brief League history it has been lacking in both these important essentials: the club grounds, for one thing, not being above the standard of that of a minor League organization; and as regards the club government, the deficiency has been conspicuously apparent for the past two years. In fact, both Baltimore and Washington have been far behind the other eastern League clubs in respect to their lack of good ball grounds and the proper facilities for the encouragement of the best class of patronage which is at the command of the clubs of both cities if properly catered for. No club can be financially successful to any special extent which neglects to furnish its patrons with the best diamond

field and the best grand-stand appointments, such as are now possessed by the majority of the eastern League clubs, a point in club business management which the western clubs are beginning to see more plainly than hitherto. The exceptional position of the Washington club in their lack of these essential points in the running of a professional club, calls for their introduction to the Washington club's record for 1893, as its record in other respects can be briefly given. The club opened its 1893 campaign very promisingly, they closing the April record a tie with St. Louis for second

WASHINGTON VS.	Boston.	Philadelphia.	New York.	Brooklyn.	Baltimore.	Pittsburgh.	Cleveland.	Cincinnati.	Chicago.	St. Louis.	Louisville.	Totals.
Victories .....	5	4	5	3	5	2	1	4	3	4	4	40
Defeats .....	7	8	7	8	7	9	11	8	9	8	8	90
Games played...	12	12	12	11	12	11	12	12	12	12	12	120
Drawn games ...	0	0	0	0	0	0	0	0	0	1	0	1
Series won .....	0	0	0	0	0	0	0	0	0	0	0	0
Series lost .....	1	1	1	1	1	1	1	1	1	1	1	11
Series tied .....	0	0	0	0	0	0	0	0	0	0	0	0
Series unfinished.	0	0	0	1	0	1	0	0	0	0	0	2
"Chicago" vics..	0	0	0	0	0	0	0	0	0	1	1	2
"Chicago" def'ts.	0	0	0	0	1	1	1	0	0	2	0	5
Won by one run..	2	1	0	1	0	0	1	1	3	0	1	10
Lost by one run..	2	0	2	2	3	2	1	5	1	1	0	19
Single fig. vics...	2	1	3	2	2	1	1	2	3	3	3	23
Single fig. def'ts	5	1	4	7	6	4	6	6	4	5	7	55
Double fig. vics..	3	3	2	1	3	1	0	2	0	1	1	17
Double fig. def'ts.	2	7	3	1	1	5	5	1	5	3	1	34
Home victories...	2	2	3	1	2	2	1	2	1	3	1	20
Home defeats...	4	1	1	3	3	1	2	3	2	2	4	26
Victories abroad.	3	2	2	2	3	0	0	2	2	1	3	20
Defeats abroad..	3	7	6	5	4	8	9	4	7	6	4	63
Extra inns. vics..	0	1	0	1	0	0	0	0	1	2	0	5
Extra inns. def'ts	0	1	0	0	0	0	1	0	0	0	0	1
Highest sc're vics.	17-15	11-4	16-8	15-2	14-7	14-7	4-3	12-6	7-6	10-7	14-3	17-15
Lowest sc're def'ts	2-5	1-8	1-2	1-4	0-5	0-19	0-7	1-2	1-2	0-7	1-3	0-19
Per cent. vict'ries	.417	.333	.417	.273	.417	.482	.483	.333	.250	.333	.333	.308

position; and on May 5th the Washingtons temporarily held the lead in the race with a percentage of victories of .714. But the end of the May campaign saw the club in the second division, and thereafter they became fixtures there, and by the 12th of August they had been thrown into the last ditch, where they lay until the close of the season, their record on September 30th being last in the race with a percentage of .308, with a charge of 90 defeats out of 130

games. The position the Washington club occupied in the campaign of 1893 can safely be said to be the result of the duo management which marked the government of the team. The veteran manager of the club ran the old League club of Buffalo for years with success, but in 1893, while in control—or part control, as alleged by the Washington scribes, of the Washington team he failed to meet the requirements of the local patrons. While good appointments for a club are, to a certain extent, as essential to the business success of a team as good management and a strong team, there is also one other requirement, and that is, an almost unanimous support of the club by the local scribes, and the magnates of a club who fail to secure this, by the excellence of their club government, fail in one important point in the running of their club. The Washington club of 1893 needed to learn this lesson, and the falling off of the patronage of the club in August and September made it impressive.

### THE BATTERY WORK OF 1893.

#### THE PITCHING.

The art of pitching in base ball never received more attention from professional exemplars than was given it by the intelligent minority of the League pitchers of 1893. In fact for the first time in League club history was skillful strategy, in delivering the ball to the bat, brought more into play as a point of excellence in the art, than ever before since professional base ball was inaugurated. The effective blow given to "cyclone" pitching by the new pitching rules which went into effect in 1893, while it did not materially affect the strategic class of pitchers—some of whom the new rules actually benefited—obliged the class of pitchers who depend solely upon their dangerous speed for success, to adopt strategic tactics to a more or less extent; and this is why a few of the old "cyclone" pitchers—as they are called—succeeded better than they had anticipated under the change made in the rules in 1893, which had placed them farther from the batsman than in 1892. Another thing in connection with the pitching of 1893, was that the more brainy class of men in the position began to pay more attention to the advice of the theorists of the game than before; and thereby they learned to realize the fact that *strategic skill thorough control of temper* and the avoidance of the senseless *kicking habit* in vogue, had more to do with

success in their position than they had previously been aware of. Those of the pitching fraternity who read up on the subject of skill in pitching, were told that the primary elements of strategic work in the box included: "First, to deceive the eye of the batsman in regard to the character of the delivery of the ball, as to its being fast or slow. Second, to deceive his judgment in reference to the direction of the ball when pitched to him, as to its being high or low, or where he wants it. Third, to watch the batsman closely so as to know just when he is temporarily 'out of form' for making a good hit; and fourth, to tempt him with a ball which will be likely to go high from his bat to the outfield and be caught."

Then again they were told that "another very effective point in strategic pitching is a thoroughly disguised change of pace in delivery. This is difficult of attainment, and as a general rule it can only be played with effect on the careless class of batsmen. It is absolutely requisite that the disguise of the delivery should be complete, or otherwise the batsman will have time to prepare himself for the change of pace. The change from a very swiftly pitched ball to a medium pace or slow ball should largely depend upon the condition of preparation the batsman is in to meet the ball. If he is seen to be ready to make a quick wrist play stroke, then a swift ball over the plate would not be timely. Or if he is a 'slugger' and is ready to hit from the shoulder, a slow ball would be just what would suit him. It is extremely bothering to the general class of batsmen to have a swiftly pitched ball flash by them when they are looking for a comparatively slow ball; and, *vice versa*, a slow ball proves troublesome when the actions of the pitcher lead the batsman to expect a fast ball. The rule of success in strategic pitching is never to send in a ball to suit the batsman unless you are obliged by the circumstances of the case to do so. *The strategist learns how to pretend to do this without actually doing it, and therein lies his art as a strategist.*"

But there is one thing in which but little improvement was shown in the pitching department in 1893, and that was, in pitchers learning *to control their quick tempers*. They were advised by the theorists in this regard that "there are certain games in which thorough control of temper is as necessary to success as special skill in any department of the game, and this is an important essential in base ball. And in no position in the diamond field is it more requisite

than in that of the occupant of the pitcher's 'box.' The pitcher who cannot control his temper is as unfit for his position as is a quick-tempered billiard player to excel as a winner in professional contests. Quick temper is the mortal foe of cool judgment, and it plays the mischief with that nery condition so necessary in the development of skillful strategy. The pitcher must of necessity be subject to annoyances well calculated to try a man's temper; especially when his best efforts in pitching are rendered useless by the blunders of incompetent fielders, or he finds himself at the mercy of a prejudiced umpire. But under such trying circumstances his triumph is all the greater if he can pluck victory out of the fire of such opposition, *by the thorough control of his temper.*" This is something only a small minority of League pitchers did in 1893.

In recording the pitchers' statistics of 1893, we are again obliged to use the figures of the *percentage of victories pitched in* as a criterion of the pitching excellence of the season. The League code of playing rules still continues to be lamentably deficient in the method adopted in recording *earned runs*. We introduced the record of runs earned twenty odd years ago, simply as a test of pitching skill; and it was intended to apply only to runs solely earned by *base hits*, and not by skillful *base running* and the fielding errors such running involves. But the League code still retains the blundering rule in this respect, which credits a run as earned off the pitching if only a single base hit be made, such hit being followed by two or more stolen bases. Consequently the official record of earned runs, which decides a pitcher's relative position in the averages by the percentage of runs earned off his pitching by *a combination of base hits and stolen bases*, still remains utterly useless as a criterion of excellence in box work, though it may indicate the fact that the combination has led to runs being actually earned, but not solely off the pitching.

#### THE CATCHING.

The increased distance between the catcher and the pitcher, required under the new rules of 1893, materially helped the catcher by lessening the speed of the delivery and consequently the arduous duties of the catcher's position to that extent; and the result was fewer passed balls and more effective work behind the bat than in previous seasons. There was, however, too many changes made in the catch-



ing department to lead to the thorough work in the position which regular team playing brings about; and by "team playing" is meant that united effort of the two players of the battery team of the nine which leads to their working together *as a team*, and not as two distinct players, such as would characterize the battery of a so-called picked nine. The books of instruction on this subject state that "pitchers should bear in mind the important fact that, no matter how skillful they may be in the delivery of the ball to the bat, they must be largely dependent for success upon the character of the assistance rendered them by their catcher. It is especially a matter of the first importance to a strategic pitcher that he should have a first-rate man behind the bat to second him in all his little points of play. For this reason is it that pitchers and catchers should always work together in pairs. They should be familiar with each other's peculiar methods of playing their respective positions. A first-rate catcher for one pitcher might be almost useless for another, as far as helping the pitcher in strategic play is concerned. Each should fully understand the other's signals in a match—the catcher those of the pitcher, so as to be able to be prepared for a sudden change of pace; and the pitcher those of the catcher, so as to know when the latter wants his partner to pitch for throwing to bases; for it is almost impossible for a catcher to do his best in throwing to bases unless the pitcher sends him in balls especially for that purpose. A pitcher must largely depend upon his catcher in playing the point of catching a batsman 'out of form,' for unless the catcher is quick in returning the ball to the pitcher the chance to play the point is lost."

#### ADVICE TO KICKING PITCHERS.

The utter folly of a pitcher's kicking against decisions on called balls and strikes, was plainly shown, time and again, in the League pitching of 1893. In fact, there were not a half-dozen pitchers in the professional fraternity in 1893 who knew even "a little bit" about the art of "*pitching for the umpire*." In a chapter on this topic in Spalding's "How to Play Base Ball," the editor says:

"The experience of pitchers has taught them that, as a general rule, umpires are but fallible beings, and that their errors of judgment frequently militate greatly against the success of a pitcher who avails himself of his skill as a strategist in the position. It, therefore, becomes a point to



play, to 'pitch for the umpire' in a match, as well as against the batsman; and by this nothing is meant in the way of making that important official the pitcher's adversary; but, on the contrary, to work on him in such a manner as to gain his *good will* to the extent of inducing him to decide in favor of the pitcher rather than the batsman when there is a doubt in the matter of rendering a decision on called balls and on strikes.

"For instance, when the pitcher sees that the umpire is more concerned about avoiding being hit by the ball, than about the accuracy of his rulings in calling 'balls' and 'strikes,' he should avoid, as much as possible, sending in balls which are neither directly over the base nor yet so clearly not over as to leave a doubt as to the line of their delivery; because under such circumstances all such doubtful balls are apt to be more frequently called against the pitcher than in his favor. Nervy and plucky umpires, who can coolly use their keenest judgment when facing the hot fire of a swift delivery, are sadly in the minority; and when a pitcher finds himself in the hands of an official who is apt to be disconcerted at times, he must suit his pitching to the exigencies of the case, and, to a certain extent, pitch for the umpire, and not so as to *annoy* or intimidate him. Moreover, it is the height of folly on the part of a pitcher to work against the umpire by repeated appeals for judgment on strikes, as it is simply a tacit questioning *either of his judgment or his impartiality*. The pitcher should, by word as well as action, give the umpire to understand that he has implicit faith in his impartiality, and relies fully on the soundness of his judgment; and if he can make just such a favorable impression on the umpire as this apparent faith in his ability leads to, the calling of balls will not be as frequent as called strikes. *A pitcher who, by word or action, incurs the prejudice of an umpire in a match, is simply working against his own interests.* To play points against the umpire is simply to outwit his judgment, and to avoid giving him any cause for irritation or ill will."

This point of play in pitching is worthy the earnest attention of every pitcher who desires to excel in 1894.

#### THE PITCHING RECORDS.

The record showing the leading quartette of pitchers of each of the twelve League clubs, who pitched in not less than ten games during the championship season of 1893, together with the aggregate of percentage of victories of each quartette, is as follows:

Club.	Pitchers' Names in Percentage Order.	Aggregate Percentage.
1. Boston.....	Gastright Nichols, Staley and Stivetts.....	.677
2. Pittsburgh.....	Killen, Gumbert, Terry and Ehret.....	.630
3. Cleveland.....	Young, Cuppy, Clarkson and Hastings.....	.603
4. Philadelphia.....	Weyhing, Carsey, Keefe and Taylor.....	.621
5. Cincinnati.....	Chamberlain, Parrott, Dwyer and King.....	.570
6. Brooklyn.....	Kennedy, Stein, Daub and Haddock.....	.547
7. New York.....	Petty, Rusie, German, Baldwin.....	.552
8. Baltimore.....	McMahon, McNabb, Mullane and Hawke.....	.519
9. Chicago.....	McGill, Mauck, Hutchison and Abbey.....	.465
10. St. Louis.....	Clarkson, Brienstein, Gleason and Hawley..	.445
11. Louisville.....	Hemming, Menefee, Stratton and Rhodes....	.410
12. Washington.....	Duryea, Meekin, Esper and Maul.....	.333

It is a noteworthy fact that the aggregate percentage of figures of the quartette of pitchers accords—with one exception—with the relative position of each club in the pennant race.

#### THE BOSTON CLUB'S PITCHING RECORD FOR 1893.

The Boston club of 1893 really won the championship of the season with a quartette of pitchers only, and throughout the year they only tried but six in all, and two of these in but three games, Quarles winning two and losing two, while Coyle was only tried in a single game, and that resulted in his defeat. The brunt of the work was done by Nichols, who pitched in 46 games; Stivetts pitching in 33, Staley in 21 and Gastright in 17. Nichols was the most successful pitcher of the quartette against the six western teams opposed to him; while Gastright did the best against the eastern teams, the latter not losing a game against the eastern teams, while Nichols lost 7 out of 24 in the east, Stivetts losing 7 out of 18 there and Staley 5 out of 13. Nichols troubled New York and Philadelphia badly and he shut out the St. Louis team without a game to their credit out of four games played. Stivetts was most successful against Brooklyn and Staley against Baltimore. Gastright did not let his old club, the Pittsburghs, get a single game from him. In percentage of victories against the eleven clubs Gastright bore off the palm with .750 to Nichols' .696, Staley's .665 and Stivetts' .636. The club's pitching record in full for 1893, showing the victories and defeats each of the six pitchers of the club pitched in, and their victories and defeats against each separate club, to which is added a summary showing the percentages against the east and west, as also of the whole, appears on page 41.

BOSTON VS.		EASTERN CLUBS.					WESTERN CLUBS.					Grand Totals.	Per cent. of Victories.			
		Philadelphia.	New York.	Brooklyn.	Baltimore.	Washington.	Totals.	Pittsburgh.	Cleveland.	Cincinnati.	Chicago.			St. Louis.	Louisville.	Totals.
Gastright.....	{ Won.	0	1	1	2	1	5	1	1	2	1	0	2	7	12	.750
	{ Lost.	0	0	0	0	0	0	0	0	2	1	1	0	4	4	
Nichols.....	{ Won.	4	4	4	1	4	17	2	2	1	3	4	3	15	32	.696
	{ Lost.	1	1	2	1	2	7	3	1	2	1	0	0	7	14	
Staley.....	{ Won.	2	1	0	5	0	8	6	3	1	1	4	2	11	19	.655
	{ Lost.	2	1	1	0	1	5	1	2	1	0	0	1	5	10	
Stivetts.....	{ Won.	2	2	3	2	2	11	1	1	2	3	1	2	10	21	.636
	{ Lost.	1	2	1	1	2	7	1	1	1	1	0	1	5	12	
Quarles.....	{ Won.	0	0	0	0	0	0	0	0	0	0	1	1	2	2	.500
	{ Lost.	0	0	0	0	0	0	0	0	0	1	1	0	2	2	
Coyle.....	{ Won.	0	0	0	0	0	0	0	0	0	0	0	0	0	0	.000
	{ Lost.	0	0	0	0	0	0	1	0	0	0	0	0	1	1	

SUMMARY.

AGAINST THE EAST.					AGAINST THE WEST.				
PITCHERS.	W	L	P	Per ct.	PITCHERS.	W	L	P	Per ct.
Gastright.....	5	0	4	1.000	Nichols.....	15	7	22	.682
Nichols.....	17	7	24	.708	Stivetts.....	10	5	15	.667
Staley.....	8	5	13	.615	Staley.....	11	5	16	.638
Stivetts.....	11	7	18	.611	Gastright.....	7	4	11	.636
Quarles.....	0	0	0	.000	Quarles.....	2	2	4	.500
Coyle.....	5	0	0	.000	Coyle.....	0	1	1	.000

GRAND TOTAL.

PITCHERS.	W	L	P	Per ct.	PITCHERS.	W	L	P	Per ct.
Gastright.....	12	4	16	.750	Stivetts.....	21	12	33	.636
Nichols.....	32	14	46	.696	Quarles.....	2	2	4	.500
Staley.....	19	10	29	.655	Coyle.....	0	1	1	.000

In placing the names of the pitchers in the record the lead is given in the order of percentage of victories, and in this way a pitcher who pitched in but one game, and that one a victory, necessarily takes the lead over one who lost a game. For instance, in the record of the Pittsburgh club's fielding, which follows, Maul has a percentage of .1000, the result of a single victory and no defeat; but Killen's percentage of .702 in 27 games played, is really the successful pitching record of the club. He was more effective against the eastern teams than against those of the west, by a percentage of .720 to .682, as was Gumbert; while Terry had a percentage of .857 against the western teams and but .632 against the eastern. Gastright, while with the Pittsburghs,

did not pitch in a game against the eastern teams, but he reached a percentage of .600 against the western teams. Ehret did the best against the western teams by .529 to .471. Baldwin did not win a game for Pittsburgh, while Colcolough won two out of the three he pitched in.

Here is the record in full for 1893:

## PITTSBURGH CLUB'S PITCHING RECORD.

PITTSBURGH VS.	WEST'N CLUBS.					EASTERN CLUBS.					Grand Totals.	Per cent. of Victories.				
	Cleveland.	Cincinnati.	Chicago.	St. Louis.	Louisville.	Totals.	Boston.	Philadelphia.	New York.	Brooklyn.			Baltimore.	Washington.	Totals.	
Maul. ....	{ Won.	0	0	0	0	0	0	0	0	0	0	1	1	1	1.000	
	{ Lost.	0	0	0	0	0	0	0	0	0	0	0	0	0		
Killen. ....	{ Won.	3	3	2	3	4	15	2	2	4	1	6	3	18	33	.702
	{ Lost.	2	0	0	1	4	7	1	3	2	1	0	0	7	14	
Gumbert. ....	{ Won.	0	2	1	1	1	5	2	0	2	0	3	1	8	13	.684
	{ Lost.	1	0	0	1	0	2	0	1	1	2	0	0	4	6	
Colcolough. ....	{ Won.	0	0	0	0	0	0	0	0	1	0	0	1	2	2	.667
	{ Lost.	0	0	1	0	0	1	0	0	0	0	0	0	0	1	
Terry. ....	{ Won.	0	2	2	1	1	6	0	2	0	1	2	1	6	12	.632
	{ Lost.	0	1	0	0	0	1	2	1	1	1	0	1	6	7	
Gastright. ....	{ Won.	0	1	1	1	0	3	0	0	0	0	0	0	0	3	.600
	{ Lost.	1	0	0	1	0	2	0	0	0	0	0	0	0	2	
Ehret. ....	{ Won.	0	1	3	3	2	9	2	1	1	2	0	2	8	17	.500
	{ Lost.	4	2	2	0	0	8	1	2	0	4	1	1	9	17	
Baldwin. ....	{ Won.	0	0	0	0	0	0	0	0	0	0	0	0	0	0	.000
	{ Lost.	1	0	0	0	0	1	0	0	0	0	0	0	0	1	

## SUMMARY.

AGAINST THE EAST.					AGAINST THE WEST.				
PITCHERS.	W	L	P	Per ct.	PITCHERS.	W	L	P	Per ct.
Terry. ....	6	1	7	.857	Colcolough. ....	2	0	2	1.000
Gumbert. ....	5	2	7	.714	Maul. ....	1	0	1	1.000
Killen. ....	15	7	22	.682	Killen. ....	18	7	25	.720
Gastright. ....	3	2	5	.600	Gumbert. ....	8	4	12	.667
Ehret. ....	9	8	17	.529	Terry. ....	6	6	12	.500
Maul. ....	0	0	0	.000	Ehret. ....	8	9	17	.471
Colcolough. ....	0	1	1	.000	Baldwin. ....	0	0	0	.000
Baldwin. ....	0	1	1	.000	Gastright. ....	0	0	0	.000

## GRAND TOTAL.

PITCHERS.	W	L	P	Per ct.	PITCHERS.	W	L	P	Per ct.
Maul. ....	1	0	1	1.000	Terry. ....	12	7	19	.632
Killen. ....	33	14	47	.702	Gastright. ....	3	2	5	.600
Gumbert. ....	13	6	19	.684	Ehret. ....	17	17	34	.500
Colcolough. ....	2	1	3	.667	Baldwin. ....	0	1	1	.000

THE CLEVELAND CLUB'S PITCHING RECORD.

The Cleveland club in 1893 virtually relied on the service of but three pitchers, viz., Young, Cuppy and Clarkson, these three pitching in 111 games out of the 128 won and lost. Hastings pitched in ten games, Williams, Schauble and Fisher in two each, and Davies in but one. Young was the most successful against the Brooklyns in the east and against the Louisvilles in the west; Cuppy succeeding the best against the Pittsburgh, Washington and St. Louis teams; while Clarkson did the best against the Washingtons and Chicagos. Young found the Phillies the most difficult team to win from, while Cuppy didn't win a game from Baltimore, nor Clarkson from New York or Louisville. The latter pitcher weakened his work in the box by his silly kicking against decisions on called balls and strikes, Young's good humor being in striking and favorable contrast to Clarkson's irritable temper. Cuppy did effective work against the Pittsburghs, the latter failing to win one of the four games in which Cuppy pitched against them, but Boston and Baltimore won easily against him. He led Young in percentage figures against the western teams by .706 to .700; but Young led him by .645 to .455 against the eastern teams. Clarkson did better against the west than the east by .615 to .500. The pitching failures of the team were Davies and Fisher, neither of whom pitched in a victory. Here is the record in full:

CLEVELAND VS.	WEST'N CLUBS.						EASTERN CLUBS.						Per cent. of Victories.			
	Pittsburgh.	Cincinnati.	Chicago.	St. Louis.	Louisville.	Totals.	Boston.	Philade.phia.	New York	Brooklyn.	Baltimore.	Washington.		Totals.	Grand Totals.	
Young .....	Won.	3	2	3	3	14	3	1	4	5	3	4	20	34	.667	
	Lost.	2	2	1	1	0	6	3	4	1	1	2	0	11	17	
Cuppy .....	Won.	4	1	1	3	3	12	0	1	1	1	0	2	5	17	.607
	Lost.	0	2	2	0	1	5	1	1	1	1	1	1	6	11	
Clarkson .....	Won.	2	1	2	2	0	8	2	1	0	1	1	3	8	16	.500
	Lost.	1	1	1	1	1	5	2	3	3	2	1	0	11	16	
Williams .....	Won.	0	0	0	0	0	0	0	0	0	0	0	0	1	1	.500
	Lost.	0	0	0	0	0	0	0	0	0	0	1	0	1	1	
Schauble .....	Won.	0	0	0	0	0	0	0	0	0	0	0	0	1	1	.500
	Lost.	0	0	0	0	0	0	0	0	0	0	1	0	1	1	
Hastings .....	Won.	0	1	1	1	0	3	0	0	1	0	0	0	1	4	.400
	Lost.	0	1	0	1	1	3	0	0	1	0	2	0	3	6	
Davies .....	Won.	0	0	0	0	0	0	0	0	0	0	0	0	0	0	.000
	Lost.	0	0	0	0	0	0	0	1	0	0	0	0	1	1	
Fisher .....	Won.	0	0	0	0	0	0	0	0	0	0	0	0	0	0	.000
	Lost.	0	0	0	0	0	0	1	0	0	1	0	0	2	2	

## SUMMARY.

AGAINST THE EAST.					AGAINST THE WEST.				
PITCHERS.	W	L	P	Per ct.	PITCHERS.	W	L	P	Per ct.
Cuppy.....	12	5	17	.706	Young.....	20	11	31	.645
Young.....	14	6	20	.700	Williams.....	1	1	2	.500
Clarkson.....	8	5	13	.615	Schauble.....	1	1	2	.500
Hastings.....	3	3	6	.500	Cuppy.....	5	6	11	.455
Williams.....	0	0	0	.000	Clarkson.....	8	11	19	.421
Schauble.....	0	0	0	.000	Hastings.....	1	3	4	.250
Davies.....	0	0	0	.000	Davies.....	0	1	1	.000
Fisher.....	0	0	0	.000	Fisher.....	0	2	2	.000

## GRAND TOTAL.

PITCHERS.	W	L	P	Per ct.	PITCHERS.	W	L	P	Per ct.
Young.....	34	17	51	.667	Schauble.....	1	1	2	.500
Cuppy.....	17	11	28	.607	Hastings.....	4	6	10	.400
Clarkson.....	16	16	32	.500	Davies.....	0	1	1	.000
Williams.....	1	1	2	.500	Fisher.....	0	2	2	.000

## THE PHILADELPHIA CLUB'S PITCHING RECORD.

Weyhing bore off the palm in pitching for the Phillies in 1893, Carsey being second and Keefe third in percentage of victories pitched in, though Keefe led in percentage of runs earned off his pitching, Weyhing being second in this latter respect and Carsey third. But this earned run record is rendered useless as an estimate of pitching skill, from the fact that under the existing scoring rules the base running is combined with base hitting in the record of runs earned off the pitching. Both Weyhing and Keefe led Carsey against eastern teams, but Carsey led Keefe and Weyhing against the western. Weyhing was most successful against the Cleveland batsmen in the west and against the New Yorkers in the east; Keefe doing his best against Washington in the east and Chicago in the west. Carsey troubled the Brooklyns most in the east and the Cincinnati in the west. Taylor was very effective against the Washingtons and Clevelands. Vickery did not win but a single victory against any one club. He was swift in delivery, but lacked in "headwork" and in control of temper, both important essentials for successful pitching nowadays. The club's leading quartette pitched in 103 games, and the other three only in 19 games, exclusive of drawn games, which are not included in the pitching records. The pitching record of the Phillies in full for 1893 appears on page 45.



PHILADELPHIA VS.	EASTERN CLUBS.						WESTERN CLUBS.						Grand Totals.	Per cent. of Victories.		
	Boston.	New York.	Brooklyn.	Baltimore.	Washington.	Totals.	Pittsburg.	Cleveland.	Cincinnati.	Chicago.	St. Louis.	Louisville.			Totals.	
Weyhing.....	Won.	2	1	3	2	3	11	2	4	2	1	2	2	13	24	.727
	Lost.	2	3	1	1	1	8	2	1	0	3	1	1	8	9	
Carsey.....	Won.	2	0	2	2	1	7	2	2	3	2	2	4	15	22	.647
	Lost.	3	1	1	0	1	6	1	2	0	1	2	0	6	12	
Keefe.....	Won.	0	2	0	2	2	6	1	0	1	2	0	0	4	10	.500
	Lost.	2	2	1	2	1	8	1	0	0	0	1	0	2	10	
Taylor.....	Won.	0	0	0	1	2	3	1	2	1	0	0	1	5	8	.500
	Lost.	1	0	2	1	0	4	0	0	1	1	1	1	4	8	
Vickery.....	Won.	0	1	0	0	0	1	1	1	1	0	0	1	4	5	.500
	Lost.	0	0	1	0	1	2	0	0	0	0	2	1	3	5	
Sharrott.....	Won.	0	1	0	0	0	1	0	0	1	0	0	0	1	2	.400
	Lost.	0	1	0	1	0	2	0	0	0	1	0	0	1	3	
McGinnis.....	Won.	0	0	0	0	0	0	0	0	0	1	0	0	1	1	.250
	Lost.	0	0	0	0	0	0	1	0	0	0	1	1	3	3	

SUMMARY.

AGAINST THE EAST.					AGAINST THE WEST.				
PITCHERS.	W	L	P	Per ct.	PITCHERS.	W	L	P	Per ct.
Taylor.....	2	0	2	1.000	Carsey.....	15	6	21	.714
Weyhing.....	11	8	19	.579	Keefe.....	4	2	6	.667
Keefe.....	8	6	14	.571	Weyhing.....	13	8	21	.619
Carsey.....	7	6	13	.538	Vickery.....	4	3	7	.571
Sharrott.....	1	2	3	.333	Taylor.....	5	4	9	.556
Vickery.....	1	2	3	.333	Sharrott.....	1	1	2	.500
McGinnis.....	0	0	0	.000	McGinnis.....	1	3	4	.250

GRAND TOTAL.

PITCHERS.	W	L	P	Per ct.	PITCHERS.	W	L	P	Per ct.
Weyhing.....	24	9	33	.727	Vickery.....	5	5	10	.500
Carsey.....	22	12	34	.647	Sharrott.....	2	3	5	.400
Keefe.....	10	10	20	.500	McGinnis.....	1	3	4	.250
Taylor.....	8	8	16	.500					

THE NEW YORK CLUB'S PITCHING RECORD.

The battery work of the New York pitchers was of a very uncertain quality in 1893, they having had the most battery errors charged to them of any club in the arena in 1893. Petty led the pitchers in percentage of victories pitched in; but he pitched in less than ten games, as did King, the second best in percentage figures, these two pitching in but

15 games, outside of drawn games; while Rusie, German and Baldwin aggregated a total of 103 games, the remaining six pitchers only pitching in 14 games. German led all the others in effectiveness against the eastern teams, Rusie being second and Baldwin third in this respect. But against the west King, Petty and Crane were the first three. The latter, however, was a bad failure against the eastern teams.

NEW YORK VS.		EASTERN CLUBS.					WESTERN CLUBS.					Grand Totals.	Per cent. of Victories.			
		Boston.	Philadelphia.	Brooklyn.	Baltimore.	Washington.	Totals.	Pittsburgh.	Cleveland.	Cincinnati.	Chicago.			St. Louis.	Louisville.	Totals.
Petty .....	Won.	0	0	0	0	0	0	2	1	0	1	1	5	5	.714	
	Lost.	0	0	0	0	0	0	0	1	0	1	0	2	2		
King .....	Won.	0	1	0	1	1	3	2	0	0	0	0	2	5	.625	
	Lost.	2	0	0	0	1	3	0	0	0	0	0	0	3		
Rusie .....	Won.	2	3	4	4	3	16	2	4	2	3	2	4	17	33	.611
	Lost.	3	1	2	2	1	9	4	0	2	2	1	3	12	21	
German.....	Won.	0	1	2	2	1	6	0	0	0	1	2	1	4	10	.556
	Lost.	2	0	1	0	0	3	1	1	2	1	0	0	5	8	
Baldwin.....	Won.	2	2	0	1	2	7	0	0	2	0	2	1	5	12	.387
	Lost.	0	1	2	2	2	7	2	2	1	2	3	2	12	19	
Crane.....	Won.	0	0	0	0	0	0	0	0	1	1	0	0	2	2	.333
	Lost.	1	0	1	0	1	3	0	1	0	0	0	0	1	4	
Davies.....	Won.	0	0	0	0	0	0	0	0	0	0	1	0	1	1	.333
	Lost.	0	0	0	0	0	0	1	0	0	1	0	0	2	2	
Donahue.....	Won.	0	0	0	0	0	0	0	0	0	0	0	0	0	0	.000
	Lost.	0	1	0	0	0	1	0	0	0	0	0	0	0	1	
Foreman.....	Won.	0	0	0	0	0	0	0	0	0	0	0	0	0	0	.000
	Lost.	0	0	0	0	0	0	0	0	0	0	0	0	0	0	
Jones.....	Won.	0	0	0	0	0	0	0	0	0	0	0	0	0	0	.000
	Lost.	0	0	0	0	0	0	0	1	0	0	0	0	1	1	
Schmidt.....	Won.	0	0	0	0	0	0	0	0	0	0	0	0	0	0	.000
	Lost.	0	1	0	0	0	1	0	0	1	0	0	0	1	2	

## SUMMARY.

AGAINST THE EAST.					AGAINST THE WEST.				
PITCHERS.	W	L	P	Per ct.	PITCHERS.	W	L	P	Per ct.
German.....	6	3	9	.667	King.....	2	0	2	1.000
Rusie.....	16	9	25	.640	Petty.....	5	2	7	.714
Baldwin.....	7	7	14	.500	Crane.....	2	1	3	.667
King.....	3	3	6	.500	Rusie.....	17	12	29	.586
Donahue.....	0	1	1	.000	German.....	4	5	9	.444
Foreman.....	0	1	1	.000	Davies.....	1	2	3	.333
Schmidt.....	0	1	1	.000	Baldwin.....	5	12	17	.294
Crane.....	0	2	3	.000	Jones.....	0	1	1	.000
Davies.....	0	0	0	.000	Schmidt.....	0	1	1	.000
Jones.....	0	0	0	.000	Donahue.....	0	0	0	.000
Petty.....	0	0	0	.000	Foreman.....	0	0	0	.000

## GRAND TOTAL.

PITCHERS.	W	L	P	Per ct.	PITCHERS.	W	L	P	Per ct.
Petty.....	5	2	7	.714	Davies.....	1	2	3	.333
King.....	5	3	8	.625	Donahue.....	0	1	1	.000
Rusie.....	33	21	54	.611	Foreman.....	0	1	1	.000
German.....	10	8	18	.556	Jones.....	0	1	1	.000
Baldwin.....	12	19	31	.387	Schmidt.....	0	2	2	.000
Crane.....	2	4	6	.333					

Rusie troubled the Clevelands the most, as he did in 1892, while in the east he was most successful against the Brooklyn. Pittsburgh hit him hard, however. German was the most successful against his old club; the Baltimores, in the east, and against the St. Louis Browns in the west. Three of the eastern teams and two of the western did not win a game against him. In fact, German and Wilson were the best working team of the New York batteries in 1893. The trouble with Rusie was his not having a catcher to suit him half the time. He did his most effective pitching with Milligan behind the bat. Baldwin troubled the Bostons most in the east and the Cincinnati in the west. Unluckily, this fine pitcher's uncontrolled temper is dead against him in his box work; in all other respects his pitching is up to a high mark. Donahue, Foreman, Jones and Schmidt did not add a single victory to the club record against the six western teams, and Davies but one, and not one of them pitched in a victory against the five eastern teams, while they aggregated ten defeats out of eleven games pitched in. In fact, the pitching experiments of the New York club in 1893, with one exception, were dead failures. The record in full appears on page 46.

## THE CINCINNATI CLUB'S PITCHING RECORD.

The Cincinnati club experimented with nine pitchers in 1893 and at considerable cost in loss of games, there being but four of the nine who did not pitch in more defeats than victories. Darby—who did not pitch against an eastern team—led in percentage of victories, but in the aggregate Chamberlain was the most successful pitcher, Dwyer being second and Parrott third. Mullane did well against the western teams, but he was useless against the eastern batsmen, as four defeats out of five games show. King did well in the Cincinnati team, he doing his best against the eastern teams. Sullivan only pitched in one victory out of seven games against the western teams, but did better

against the eastern. Dwyer did some very effective pitching against the leaders, especially with the Bostons, who could not bat out a victory against him. Parrott did the best against the Pittsburghs, and Chamberlain against New York, while Mullane troubled Anson's colts the most. Jones was next to useless, he pitching in but a single victory out of four games, though great things were expected of him. Cross, too, was useless. Here is the record of the pitching experiments of the Cincinnati in 1893:

CINCINNATI VS.		WEST'N CLUBS.					EASTERN CLUBS.					Grand Totals.	Per cent. of Victories.			
		Pittsburgh.	Cleveland.	Chicago.	St. Louis.	Louisville.	Totals.	Boston.	Philadelphia.	New York.	Brooklyn.			Baltimore.	Washington.	Totals.
Darby.....	Won.	0	0	0	2	0	2	0	0	0	0	0	0	0	2	.667
	Lost.	0	1	0	0	0	1	0	0	0	0	0	0	0	1	
Chamberlain.....	Won.	0	1	2	2	0	5	2	0	3	2	1	1	9	14	.609
	Lost.	1	0	2	0	1	4	1	1	2	0	0	1	5	9	
Dwyer.....	Won.	0	2	2	0	3	7	2	0	1	3	3	1	11	18	.563
	Lost.	3	1	1	1	0	6	1	2	2	0	2	1	8	14	
Parrott.....	Won.	2	0	0	1	1	4	1	1	0	1	1	2	6	10	.556
	Lost.	0	1	0	1	1	3	1	2	1	0	1	0	5	8	
King.....	Won.	0	1	1	1	0	3	0	0	1	1	1	1	4	7	.533
	Lost.	1	0	1	0	2	4	0	1	0	0	0	1	2	6	
Mullane.....	Won.	1	1	2	1	1	6	0	0	0	0	0	1	1	7	.500
	Lost.	1	2	0	0	0	3	1	1	0	1	1	0	4	7	
Sullivan.....	Won.	0	1	0	0	0	1	0	0	1	2	2	1	6	7	.350
	Lost.	2	0	0	2	2	6	2	2	0	2	0	1	7	13	
Jones.....	Won.	0	0	0	0	1	1	0	0	0	0	0	0	0	1	.250
	Lost.	1	0	1	1	0	3	0	0	0	0	0	0	0	3	
Cross.....	Won.	0	0	0	0	0	0	0	0	0	0	0	0	0	0	.000
	Lost.	0	0	0	0	0	0	0	0	1	1	0	0	2	2	

SUMMARY.

AGAINST THE EAST.					AGAINST THE WEST.				
PITCHERS.	W	L	P	Per ct.	PITCHERS.	W	L	P	Per ct.
Mullane.....	6	3	9	.667	King.....	4	2	6	.667
Darby.....	2	1	3	.667	Chamberlain.....	9	5	14	.643
Parrott.....	4	3	7	.571	Dwyer.....	10	8	18	.556
Chamberlain.....	5	4	9	.556	Parrott.....	6	5	11	.545
Dwyer.....	7	6	13	.538	Sullivan.....	6	7	13	.462
King.....	3	4	7	.429	Jones.....	1	3	4	.250
Jones.....	1	3	4	.250	Mullane.....	1	4	5	.200
Sullivan.....	1	6	7	.143	Darby.....	0	0	0	.000
Cross.....	0	0	0	.000	Cross.....	0	2	2	.000

GRAND TOTAL.

PITCHERS.	W	L	P	Per ct.	PITCHERS.	W	L	P	Per ct.
Darby .....	2	1	3	.667	Mullane .....	7	7	14	.500
Chamberlain .....	14	9	23	.609	Sullivan .....	7	13	20	.350
Dwyer .....	18	14	32	.563	Jones .....	1	3	4	.350
Parrott .....	10	8	18	.556	Cross .....	0	2	2	.000
King .....	7	6	13	.538					

THE BROOKLYN CLUB'S PITCHING RECORD.

The two most successful pitchers of the Brooklyn club in 1893 were Kennedy and Stein, these two pitching in 24 victories and 21 defeats against the six leading teams which ended the season in the first division, a record to be proud of, Haddock being third in this respect. Stein led against the five eastern teams with a percentage of victories of .550 to Kennedy's .438. But Kennedy led against the six western teams with a percentage of .667 to Stein's .615, Haddock leading Kennedy against the east, while Daub was third against the west. Sharrott only did fairly well against the eastern teams and he pitched in but 3 victories out of 9 games against the western teams. Lovett could only even up against the west, while the eastern teams punished him badly. Crane was useless, as he did not pitch in a single victory. Haddock was unlucky in being disabled

BROOKLYN VS.		EASTERN CLUBS.					WESTERN CLUBS.					Grand Totals.	Per cent. of Victories.			
		Boston.	Philadelphia.	New York.	Baltimore.	Washington.	Totals.	Pittsburgh.	Cleveland.	Cincinnati.	Chicago.			St. Louis.	Louisville.	Totals.
Kennedy.....	{ Won.	1	2	2	0	2	7	4	2	2	3	4	3	18	25	.581
	{ Lost.	2	3	2	1	1	9	1	3	2	0	2	1	9	18	
Stein.....	{ Won.	2	2	3	1	3	11	2	1	1	2	1	1	8	19	.576
	{ Lost.	2	2	1	3	1	9	1	0	2	1	1	0	5	14	
Daub.....	{ Won.	0	0	0	0	1	1	0	1	0	1	1	2	5	6	.500
	{ Lost.	1	0	1	0	0	2	1	1	2	0	0	0	4	6	
Haddock.....	{ Won.	1	1	0	1	2	5	1	1	1	0	0	0	3	8	.444
	{ Lost.	3	0	0	3	0	6	1	1	0	1	0	1	4	10	
Sharrott.....	{ Won.	0	1	0	0	0	1	1	0	0	0	1	1	3	4	.364
	{ Lost.	0	0	1	0	0	1	0	2	1	1	1	1	6	7	
Lovett.....	{ Won.	0	0	1	0	0	1	0	6	0	1	1	0	2	3	.333
	{ Lost.	0	0	1	2	1	4	0	0	1	0	0	1	2	6	
Crane.....	{ Won.	0	0	0	0	0	0	0	0	0	0	0	0	0	0	.000
	{ Lost.	0	0	0	1	0	1	0	0	0	0	0	1	1	2	

## SUMMARY.

AGAINST THE EAST.					AGAINST THE WEST.				
PITCHERS.	W	L	P	Per ct.	PITCHERS.	W	L	P	Per ct.
Stein.....	11	9	20	.550	Kennedy.....	18	9	27	.667
Sharrott.....	1	1	2	.500	Stein.....	8	5	13	.615
Haddock.....	5	6	11	.455	Daub.....	5	4	9	.556
Kennedy.....	7	9	16	.438	Lovett.....	2	2	4	.500
Daub.....	1	2	3	.333	Haddock.....	3	4	7	.429
Lovett.....	1	4	5	.200	Sharrott.....	3	6	9	.333
Crane.....	0	1	1	.000	Crane.....	0	1	1	.000

## GRAND TOTAL.

PITCHERS.	W	L	P	Per ct.	PITCHERS.	W	L	P	Per ct.
Kennedy.....	25	18	43	.581	Sharrott.....	4	7	11	.364
Stein.....	19	14	33	.576	Lovett.....	3	6	9	.333
Daub.....	6	6	12	.500	Crane.....	0	2	2	.000
Haddock.....	8	10	18	.444					

at critical times, besides which he incurred the dislike of most of the occupants of the bleachery boards because of his gentlemanly conduct. The rough element prefer rough players like themselves almost invariably, though now and then there are exceptional instances, especially in the League pitching arena, there having been fewer of that class among the League pitchers of 1893 than ever before. It was a close thing between these two intelligent and effective pitchers, Kennedy and Stein, for the lead in the Brooklyn club's record, Daub and Haddock standing next in order. The record in full appears on page 49.

## THE BALTIMORE CLUB'S PITCHING RECORD.

The leading quartette of pitchers of the Baltimore club for 1893 were not very successful against the six leading teams in the race, as their aggregate record of 15 victories pitched in against 26 defeats fully shows; but they were effective against the six tail enders, by an aggregate of 27 victories pitched in to 13 defeats, this being the aggregate record in percentage figures of McMahon, McNabb, Mullane and Hawke. Mullane improved in his box work after leaving the Cincinnati, and Hawke proved to be an acquisition, and Schmidt did good service, the former making a record in one game. Schmidt led against the eastern teams, with Mullane second and McMahon third; the latter leading against the western teams, with McNabb second and Schmidt third. Baker and



Wadsworth were of little use. The two Macs were the leading pitchers in the aggregate. Here is the record in full:

BALTIMORE VS		EASTERN CLUBS.					WESTERN CLUBS.					Grand Totals.	Per cent. of Victories.			
		Boston.	Philadelphia.	New York.	Brooklyn.	Washington.	Totals.	Pittsburgh.	Cleveland.	Cincinnati.	Chicago.			St. Louis.	Louisville.	Totals.
Schmidt .....	{ Won.	0	1	0	0	1	2	0	0	0	0	1	0	1	3	.600
	{ Lost.	1	0	0	0	0	1	1	0	0	0	0	0	1	2	
McMahon .....	{ Won.	1	2	2	4	1	10	0	2	2	3	4	2	13	23	.590
	{ Lost.	2	1	3	0	3	9	2	2	1	0	1	1	7	16	
McNabb .....	{ Won.	0	1	1	2	1	5	0	1	1	0	0	1	3	8	.500
	{ Lost.	1	1	1	2	0	5	0	1	0	1	1	0	3	8	
Mullane. ....	{ Won.	0	1	1	2	2	6	0	2	1	0	2	1	6	12	.444
	{ Lost.	2	1	1	0	0	4	3	0	3	3	1	1	11	15	
Hawke. ....	{ Won.	0	0	0	2	2	4	1	2	0	2	1	1	7	11	.393
	{ Lost.	4	2	2	0	0	8	2	0	3	1	1	2	9	17	
Baker. ....	{ Won.	1	0	0	0	0	1	0	1	0	0	1	0	2	3	.231
	{ Lost.	0	1	1	0	1	3	3	1	1	1	0	1	7	10	
Wadsworth .....	{ Won.	0	0	0	0	0	0	0	0	0	0	0	0	0	0	.000
	{ Lost.	0	0	1	0	1	2	0	0	0	0	0	0	0	2	

SUMMARY.

AGAINST THE EAST.					AGAINST THE WEST.				
PITCHERS.	W	L	P	Per ct.	PITCHERS.	W	L	P	Per ct.
Schmidt. ....	2	1	3	.667	McMahon.....	13	7	20	.650
Mullane.....	6	4	10	.600	McNabb.....	3	3	6	.500
McMahon.....	10	9	19	.526	Schmidt.....	1	1	2	.500
McNabb .....	5	5	10	.500	Hawke .....	7	9	16	.438
Hawke .....	4	8	12	.332	Mullane.....	6	11	17	.353
Baker.....	1	3	4	.250	Baker.....	2	7	9	.222
Wadsworth .....	0	2	2	.000	Wadsworth .....	0	2	2	.000

GRAND TOTAL.

PITCHERS.	W	L	P	Per ct.	PITCHERS.	W	L	P	Per ct.
Schmidt.....	3	2	5	.600	Hawke.....	11	17	28	.393
McMahon.....	23	16	49	.590	Baker.....	3	10	13	.231
McNabb .....	8	8	16	.500	Wadsworth .....	0	2	2	.060
Mullane.....	12	15	27	.444					

THE CHICAGO CLUB'S PITCHING RECORD.

Manager Anson's pitching experiments in 1893 were anything but successful; three of the eleven pitchers he tried in the box pitching in an aggregate of 91 games out of the 127 of the season, the other eight pitching in but 43 games.

The pitching experiments, in fact, were the weak features of the club management of the Chicagoes last year. McGill, Mauck and Hutchison did the brunt of the box work of the Chicagoes last season, Donnelly bearing off the palm in percentage of victories, with Clausen second, all the others being low down in percentage figures, as the appended pitching record shows:

CHICAGO VS.	WEST'N CLUBS.					EASTERN CLUBS.					Per cent. of Victories.				
	Pittsburgh.	Cleveland.	Cincinnati.	St. Louis.	Louisville.	Totals.	Boston.	Philadelphia.	New York.	Brooklyn.		Baltimore.	Washington.	Totals.	Grand Totals.
Shaw.....	Won.	0	0	0	0	0	0	0	0	0	0	1	1	1	1.000
	Lost.	0	0	0	0	0	0	0	0	0	0	0	0	0	
Donnelly.....	Won.	0	0	0	0	1	1	0	0	0	0	1	1	2	.750
	Lost.	0	0	0	0	0	0	0	0	0	1	0	1	1	
Clausen.....	Won.	0	0	0	0	0	0	1	2	2	0	0	0	5	.625
	Lost.	0	0	0	0	0	0	1	0	0	1	0	1	3	
McGill.....	Won.	1	1	1	2	1	6	0	1	1	1	4	4	11	.500
	Lost.	3	3	0	3	2	11	1	1	2	1	1	0	6	
Mauck.....	Won.	0	1	1	0	1	3	0	1	2	0	1	1	5	.471
	Lost.	1	0	2	3	0	6	0	1	1	0	0	1	3	
Hutchison.....	Won.	2	2	2	1	3	10	1	1	1	1	1	1	6	.400
	Lost.	4	3	1	2	0	10	4	3	1	3	2	1	14	
Abbey.....	Won.	0	0	0	0	0	0	1	0	1	0	0	1	3	.375
	Lost.	1	1	0	0	1	3	1	0	0	1	0	0	2	
Griffith.....	Won.	0	0	0	0	0	0	0	1	0	0	0	0	1	.600
	Lost.	0	0	0	0	0	0	0	1	0	0	0	0	1	
McGinnis.....	Won.	0	0	1	0	0	1	0	0	0	1	0	0	1	.250
	Lost.	0	1	2	0	0	3	1	0	1	0	1	0	3	
Hughey.....	Won.	0	0	0	0	0	0	0	0	0	0	0	0	0	.000
	Lost.	0	0	0	0	1	1	0	0	0	0	0	0	0	
T. Parrott.....	Won.	0	0	0	0	0	0	0	0	0	0	0	0	0	.000
	Lost.	0	0	2	1	0	3	0	0	0	1	0	0	1	

SUMMARY.

AGAINST THE EAST.					AGAINST THE WEST.				
PITCHERS.	W	L	P	Per ct.	PITCHERS.	W	L	P	Per ct.
Shaw.....	1	0	1	1.000	Donnelly.....	1	0	1	1.000
Donnelly.....	2	1	3	.667	Hutchison.....	10	10	20	.500
McGill.....	11	6	17	.647	McGill.....	6	11	17	.353
Clausen.....	5	3	8	.625	McGinnis.....	1	3	4	.250
Mauck.....	5	3	8	.625	Shaw.....	0	0	0	.000
Abbey.....	3	2	5	.600	Clausen.....	0	0	0	.000
Griffith.....	1	1	2	.500	Griffith.....	0	0	0	.000
Hutchison.....	6	14	20	.300	Hughey.....	0	1	1	.000
McGinnis.....	1	3	4	.250	Abbey.....	0	3	3	.000
Hughey.....	0	0	0	.000	T. Parrott.....	0	3	3	.000
T. Parrott.....	0	1	1	.000					

GRAND TOTAL.

PITCHERS.	W	L	P	Per ct.	PITCHERS.	W	L	P	Per ct.
Shaw .....	1	0	1	1.000	Hutchison.....	16	24	40	.400
Donnelly.....	3	1	4	.750	Abbey.....	3	5	3	.375
Clausen.....	5	3	8	.625	McGinnis.....	2	6	8	.250
McGill.....	17	17	34	.500	Hughey.....	0	1	1	.000
Griffith.....	1	1	2	.500	T. Parrott.....	0	4	4	.000
Mauck.....	8	9	17	.471					

THE ST. LOUIS CLUB'S PITCHING RECORD.

A. Clarkson, a brother of the veteran Clarkson, carried off the pitching honors in the St. Louis club of 1893, though the colt pitcher Brietenstein was close to him in the club record, as the appended tables will show. Clarkson led in percentage of victories against the eastern teams, with .700 to Brietenstein's .529; but against the western teams Gleason took the lead, by the percentage figures of .462 to .455 each by the other two, Hawley being four in both records. In the whole campaign, though, Clarkson led with .571 to Brietenstein's .487 and Gleason's .457, Hawley being fourth with but .227, Hawke, Bannon and Dolan not winning a game. Clarkson was effective against Cincinnati and Chicago teams and against the Phillies; but Brietenstein was the most effective of the two against Pittsburgh and New York, Gleason excelling against Philadelphia and Chicago, but he was an easy victim of Boston and Pittsburgh. Hawley only succeeded against the tail enders. Here is the record in full:

ST. LOUIS VS.	WEST'N CLUBS.						EASTERN CLUBS.						Per cent. of Victories.		
	Pittsburgh.	Cleveland.	Cincinnati.	Chicago.	Louisville.	Totals.	Boston.	Philadelphia.	New York.	Brooklyn.	Baltimore.	Washington.		Totals.	Grand Totals.
A. Clarkson.....	Won. 1	1	2	2	1	7	0	2	1	1	0	1	5	12	.571
	Lost. 2	1	0	0	0	3	2	1	1	0	1	1	6	9	
Brietenstein.....	Won. 2	1	1	3	2	9	1	3	2	1	1	2	10	19	.487
	Lost. 1	4	1	2	0	8	3	0	1	4	3	1	12	20	
Gleason.....	Won. 0	1	2	3	3	9	1	3	1	2	2	3	12	21	.457
	Lost. 2	3	4	1	1	11	4	1	4	2	1	2	14	25	
Hawley.....	Won. 0	0	0	1	2	3	0	0	0	0	0	2	2	5	.227
	Lost. 3	0	2	0	2	7	1	1	2	2	4	0	10	17	
Hawke.....	Won. 0	0	0	0	0	0	0	0	0	0	0	0	0	0	.000
	Lost. 0	0	0	0	1	1	0	0	0	0	0	0	0	1	
Bannon.....	W. n.	0	0	0	0	0	0	0	0	0	0	0	0	0	.000
	Lost. 1	0	0	0	0	1	0	0	0	0	0	0	0	1	
Dolan.....	Won. 0	0	0	0	0	0	0	0	0	0	0	0	0	0	.000
	Lost. 0	1	0	0	0	1	0	1	0	0	0	0	1	2	

## SUMMARY.

AGAINST THE EAST.					AGAINST THE WEST.				
PITCHERS.	W	L	P	Per ct.	PITCHERS.	W	L	P	Per ct.
A. Clarkson.....	7	3	10	.700	Gleason..	12	14	26	.462
Brietenstein.....	9	8	17	.529	Brietenstein.....	10	12	22	.455
Gleason.....	9	11	20	.450	A. Clarkson.....	5	6	11	.455
Hawley.....	3	7	10	.300	Hawley.....	2	10	12	.167
Hawke.....	0	1	1	.000	Hawke.....	0	0	0	.000
Bannon.....	0	1	1	.000	Bannon.....	0	0	0	.000
Dolan.....	0	1	1	.000	Dolan.....	0	1	1	.000

## GRAND TOTALS.

PITCHERS.	W	L	P	Per ct.	PITCHERS.	W	L	P	Per ct.
A. Clarkson.....	12	9	21	.571	Hawke.....	0	1	1	.000
Brietenstein.....	19	20	49	.487	Bannon.....	0	1	1	.000
Gleason.....	21	25	46	.457	Dolan.....	0	2	2	.000
Hawley.....	5	17	22	.227					

## THE LOUISVILLE CLUB'S PITCHING RECORD.

The Louisville club tried nine pitchers in 1893, of which four pitched in 105 games out of the club's record of 125 games; viz., Hemming, Menefee, Stratton and Rhodes. Hemming was the most effective against the eastern teams, and Rhodes against the western. Kilroy came in towards the close of the season, and in five games got the leading percentage figures of the season, .600; Hemming and Menefee tying for second place with .500 each, and Stratton and Whitrock for third place with .333 each. The others did not do much, as the record on page 55 shows.

## THE WASHINGTON CLUB'S PITCHING RECORD.

The tail end team of the League for 1893 had a very good quartette of pitchers in its team ranks in Duryea, Meaken, Esper and Maul; but the pitching support was not up to the mark for one thing, besides which it was only in exceptional instances that the pitchers had catchers to suit them so as to work together as effective battery teams. Esper was the most effective against the eastern teams and Duryea against the western, the latter doing the best pitching against the two leaders, Boston and Pittsburgh; but singularly enough he could do nothing with the tail end teams. Meaken did his best against the New York team, and Esper his best against the Baltimores, while neither succeeded against the Brooklyns. Maul was effective

LOUISVILLE VS.		WEST'N CLUBS.					EASTERN CLUBS.					Per cent. of Victories.				
		Pittsburgh.	Cleveland.	Cincinnati.	Chicago.	St. Louis.	Totals.	Boston.	Philadelphia.	New York.	Brooklyn.		Baltimore.	Washington.	Totals.	Grand Totals.
Kilroy	Won.	0	0	0	0	0	0	0	0	1	1	1	3	3	.600	
	Lost.	0	0	0	0	0	0	0	2	0	0	0	2	2		
Hemming	Won.	2	1	3	2	1	9	1	1	2	2	1	2	9	18	.500
	Lost.	3	0	0	1	1	5	3	3	2	2	2	1	13	18	
Menefee	Won.	1	1	1	0	0	3	1	1	0	0	1	2	5	8	.500
	Lost.	0	1	0	1	1	3	1	0	1	2	0	1	5	8	
Whitrock	Won.	0	0	0	0	0	0	0	1	0	0	0	1	2	2	.333
	Lost.	0	0	0	0	0	0	1	0	2	0	1	0	4	4	
Stratton	Won.	1	0	2	2	1	6	0	0	3	2	1	0	6	12	.333
	Lost.	2	2	2	1	3	10	3	3	2	2	2	2	14	24	
Rhodes	Won.	0	1	0	0	1	2	0	1	0	0	0	2	3	5	.294
	Lost.	2	3	2	2	2	11	1	0	0	0	0	0	1	12	
Claussen	Won.	0	0	0	0	1	1	0	0	0	0	0	0	0	1	.250
	Lost.	1	0	1	0	1	3	0	0	0	0	0	0	0	3	
Rhines	Won.	0	0	0	0	0	0	0	0	0	0	1	0	1	1	.250
	Lost.	0	0	0	1	0	1	1	0	0	1	0	0	2	3	
Lucid	Won.	0	0	0	0	0	0	0	0	0	0	0	0	0	0	.000
	Lost.	0	0	1	0	0	1	0	0	0	0	0	0	0	1	

SUMMARY.

AGAINST THE EAST.					AGAINST THE WEST.				
PITCHERS.	W	L	P	Per ct.	PITCHERS.	W	L	P	Per ct.
Hemming	9	5	14	.643	Rhodes	3	1	4	.750
Menefee	3	3	6	.500	Kilroy	3	2	5	.600
Stratton	6	10	16	.375	Menefee	5	5	10	.500
Claussen	1	3	4	.250	Hemming	9	13	22	.409
Rhodes	2	11	13	.154	Rhines	1	2	3	.333
Whitrock	0	0	0	.000	Whitrock	2	4	6	.333
Rhines	0	1	1	.000	Stratton	6	14	20	.300
Lucid	0	1	1	.000	Claussen	0	0	0	.000
					Lucid	0	0	0	.000

GRAND TOTAL.

PITCHERS.	W	L	P	Per ct.	PITCHERS.	W	L	P	Per ct.
Kilroy	3	2	5	.600	Rhodes	5	12	17	.294
Hemming	18	18	36	.500	Claussen	1	3	4	.250
Menefee	8	8	16	.500	Rhines	1	3	4	.250
Stratton	12	24	36	.333	Lucid	0	1	1	.000
Whitrock	2	4	6	.333					

against St. Louis only, while Stockdale, Stephens and Graff were of little use. Here is the record in full:

WASHINGTON VS.		EASTERN CLUBS.					WESTERN CLUBS.					Grand Totals.	Per cent. of Victories.			
		Boston.	Philadelphia.	New York.	Brooklyn.	Baltimore.	Totals.	Pittsburgh.	Cleveland.	Cincinnati.	Chicago.			St. Louis.	Louisville.	Totals.
Duryea.....	Won.	1	0	0	1	0	2	1	0	1	0	1	0	3	5	.385
	Lost.	0	0	1	1	1	3	1	0	0	1	1	2	5	8	
Meaken.....	Won.	1	1	3	0	2	7	0	1	1	0	0	1	3	10	.370
	Lost.	2	2	2	2	2	10	1	1	1	3	0	1	7	17	
Esper.....	Won.	1	3	0	0	3	7	1	0	1	1	0	2	5	12	.316
	Lost.	2	2	2	3	0	9	4	4	3	2	3	1	17	26	
Maul.....	Won.	1	0	1	2	0	4	0	0	1	2	3	0	6	10	.303
	Lost.	2	2	2	2	2	10	3	3	3	2	1	1	13	23	
Stockdale.....	Won.	1	0	1	0	0	2	0	0	0	0	0	0	0	2	.200
	Lost.	1	1	0	0	1	3	0	1	0	1	2	1	5	8	
Stephens.....	Won.	0	0	0	0	0	0	0	0	0	0	0	1	1	1	.143
	Lost.	0	0	0	0	1	1	0	2	0	0	1	2	5	6	
Graff.....	Won.	0	0	0	0	0	0	0	0	0	0	0	0	0	0	.000
	Lost.	0	1	0	0	0	1	0	0	0	0	0	0	0	1	

## SUMMARY.

AGAINST THE EAST.					AGAINST THE WEST.				
PITCHERS.	W	L	P	Per ct.	PITCHERS.	W	L	P	Per ct.
Esper.....	7	9	16	.438	Duryea.....	3	5	8	.378
Meaken.....	7	10	17	.412	Maul.....	6	13	19	.316
Duryea.....	2	3	5	.400	Meaken.....	3	7	10	.300
Stockdale.....	2	3	5	.400	Esper.....	5	17	22	.227
Maul.....	4	10	14	.286	Stephens.....	1	5	6	.167
Stephens.....	0	1	1	.000	Graff.....	0	0	0	.000
Graff.....	0	1	1	.000	Stockdale.....	0	5	5	.000

## GRAND TOTAL.

PITCHERS.	W	L	P	Per ct.	PITCHERS.	W	L	P	Per ct.
Duryea.....	5	8	13	.385	Stockdale.....	2	8	10	.200
Meakin.....	10	17	27	.370	Stephens.....	1	6	7	.143
Esper.....	12	26	38	.316	Graff.....	0	1	1	.000
Maul.....	10	23	33	.303					

The League pitchers of 1893 were handicapped, to a more or less extent, by the new rule governing the delivery of the ball, which was adopted at the Spring meeting of the League in that year, and which increased the distance between the pitcher's box and the home plate from fifty-five feet to sixty feet. This was not much of a change in the



way of lessening the power of the pitcher to throw a swift ball to the bat, but it had a material effect on the delivery of pitchers, who were well practised in special curves in their delivery, and then had to practice new methods in order to get the curved ball over the plate. Some lost the efficiency of their curves under the increased distance, but the majority rather improved their work by it, especially the strategic class.

### THE BATTING OF 1893.

There is no questioning the fact that the batting department of the game is far behind the point of excellence reached in the fielding department, as also in the "battery" work and the base running. The cause of this lies chiefly in the failure of teams to devote as much time and attention to effective batting practice as they do to practice in pitching, fielding and base running. Look at the hours wasted each day of a match in practicing "*fungo*" hitting in order to give the fielders practice, in which the batsmen hit at balls falling perpendicularly to the ground, while in the game proper they face balls which come to the bat on a horizontal line. It is absurd to expect improvement in batting while this old ratty style of batting practice is indulged in. Proper training practice at the bat can only follow the plan of pitching the balls to the bat, and not by batting at balls dropping from the air.

Of course, this "*fungo*" practice is interesting to the crowd, from the excellent practice it gives the fielders; but if a practice pitcher was placed in the box to deliver balls to the bat, not only would practice be given to the fielders, but also practice in base running in batsmen running to first base, besides which the batsmen would be afforded opportunities to practice place hitting.

Considerable improvement was shown in the League arena in the batting department of the game in 1893 over the work done in '92, but there still remains an ample field for further advance in the art of batting. More attention, however, was given to what is termed scientific batting, last year, than ever before; the best field captains of '93 making more of a speciality of *team work* at the bat than a majority of their predecessors had ever attempted to do.

Nevertheless skillful handling of the ash, with the sole end in view of forwarding runners on the bases, was at a premium in '93, the majority of batsmen going in for the old method of chance hitting and for what is technically called "*fungo*" hitting, viz., hitting the ball high in the air to the out-field, a style of play in batting which is fruitful in yield-

ing chances for catches; and the rule is that the more such chances are given in a match the weaker the batting.

To "play for the side," in handling the bat, is to make the hits tell all the time in *forwarding runners on bases*; it is that which constitutes team work at the bat, and that only. The features of scientific batting are "*place hitting*," "*facing for position*," "*bunting*" the ball and "*sacrifice*" hitting, and each and all of these specialties in batting are potent factors in run getting; and the batting which tells most on the score is that which is most effective in forwarding runners, and not that which runs up a batsman's base hit averages to high figures. The true art of batting is shown when the batsman goes to the bat with the sole purpose of forwarding the runners on the bases. Then it is that *place hitting*—the perfection of the art—comes into play with telling effect. What constitutes place hitting is the ability to send the ball out of the fair reach of the fielders, with *the least expenditure of strength in base running*. The model hits, in this respect, which are needed when a runner is on a base, include first, a *safe tap* of the ball over the heads of the in-fielders, and not far enough out to afford the out-fielders a chance for a catch; secondly, a hard hit "*daisy cutter*" along the ground, or a twisting hard hit "*bounder*" just out of fair reach of the in-fielders; thirdly, a *bunted* ball, so skillfully hit as to make it difficult for either the pitcher or third baseman to field the ball in time to put the runner out at the bat; fourthly a hot "*liner*" just above the heads of the in-fielders and too low for an out-field catch; fourthly, a telling "*sacrifice*" hit, made while striving for a base hit—for no sensible batsman purposely hits a ball to have himself put out; and lastly, the try for a homer over the heads of the out-fielders, only admissible when the bases are full and a desperate chance has to be made; for the 120 sprint run which every homer costs is too exhausting in its effects to be indulged in except in special cases.

The weak points in batting include, first, going up to the bat to slug at a swiftly pitched ball with all your force, in order to make a chance hit to the deep out-field; secondly, hitting at the ball without judgment as to its pace or direction, merely trusting to chance, and to hitting hard from the shoulder, as to whether the ball is sent high in the air or not hit at all. One of the most stupid plays at the bat is that of hitting hard from the shoulder at swiftly pitched balls, thereby deadening the elasticity of the ball; a quick, sharp tap of a swift ball frequently sends the ball

safely on a line to the out field, when a "slugged" ball, hit from a shoulder-swing, goes up in the air, and as a rule, gives a chance for a catch. The most difficult hit to make is to earn a base by a skilful "bunt." The easiest hit is a homer, which the veriest novice at the bat can make, when he could no more tap a swiftly pitched ball safely, or earn a base by a bunt, than he could fly. Of course, place hitting is a difficult thing to do, but it is what all batsmen should aim to excel in. One of the greatest mistakes made by managers when selecting players for their teams each Spring, is to choose them for their high figures in base hit averages. *The batsman who has the best average of runners forwarded by base hits, is the batsman who most helps to win games, not the one who excels in mere base hit averages, and the former is the one to select.*

In one of the chapters on batting in Spalding's "How to PLAY BASE BALL" is the following article:

"In no department of the game are more facilities offered for strategic play than in batting; but it requires an intelligent player to engage in it successfully. The batsman who would be invariably successful must resort to strategy, for if he depends solely upon a quick eye and a strong arm he will fail. These are very excellent aids, but a comparatively poor dependence to place your trust in altogether. The batsman, when he takes his bat in hand, finds opposed to him nine men, and though to the casual observer it may seem a very easy undertaking to bat a ball out of the reach of only nine men, covering as large a space as a four or five acre field, yet when you come to face nine experienced and active fielders, you will soon be taught to realize the fact that 'headwork' is as important an element of success in batting as it is in pitching; and you will then see that to earn bases on hits, and thereby to score runs, you will have to play 'points' pretty successfully."

Further on the writer says:

"From the moment the batsman takes his stand at the bat, to the time he strikes a fair ball, he should stand in proper form for hitting at every ball, or he will be sure to be caught napping by a skilful pitcher, and find himself retiring from a tip, a poorly hit ball, or from called strikes, instead of taking a well earned base. This proper form for a hit is important. It is fatiguing, of course, to stand still and keep prepared for hitting, while ball after ball is sent in out of reach; but it must be done in order to secure chances for hitting the ball you want when it does come. A skilful pitcher is always on the alert to find the batsman 'out of form,' and not prepared to hit, and the moment he sees him thus standing 'on the loose,' he is sure to send him a good ball, and the batsman either strikes at it hastily or lets it go by him, only to see the ball fielded easily, or a strike called on him."

Again, too, in commenting on the strong point in batting of standing ready to meet the ball properly, the writer says:

"How often do we see batsman go to the bat, one after the other, and as they take their stand, get into fair form for the first two or three balls, and then, on finding that the pitcher's delivery is rather wild, stand at ease, as if were, quite unprepared to hit in proper form, only to see the ball come in over the base, and at the height indicated, while they either fail to strike at it or miss the ball if they do, simply because they did not stand prepared to meet it, or, in other words, were not in form for batting. The

moment a shrewd, strategic pitcher sees a batsman standing at the bat in bad form, he feels sure of capturing him. On the other hand, it bothers the best pitchers to see the batsman untiring in his efforts to stand in good form in his position, and fully prepared to meet every ball pitched to him. This 'proper form' for hitting every ball is, of course, fatiguing to the batsman, when the pitching is at all wild, but it must be kept up in order to secure chances for hitting the ball when it comes within a fair reach of the bat."

In making batting a feature of a team play, too much attention is paid to out-field hitting, and in doing this the importance of economizing a player's strength in running bases after a hit is entirely lost sight of. The ambition to excel in home run hitting leads the batsman to forget that every such run involves the costly expenditure of physical strength consequent upon *running a 120 yards at one's utmost speed*, a test of strength in sprint running which ordinarily requires a good half hour's rest to recuperate from the trying effort. How much more effective is it, in the saving of strength, to earn single bases by hits, than four bases at a time by a homer. Then, too, in the case of home runs, all the attractive features of fine fielding are sacrificed, which single base hitting so frequently yields.

Suppose the first four batsmen sent to the bat each make home runs, the result is a score of 4 runs, without a chance offered to the fielders for sharp fielding, all of them, except the one out-fielder going after the ball, standing idle as lookers on at the doings of four 120 yard sprint runners. Suppose, however, that the first four batsmen each make single hits, the result is one clean earned run to begin with, with three men on bases, and at the lowest estimate, not counting for the sharp base running, the chances are that the other three runs would follow before six men had gone to the bat; and with this single base hitting there would follow chance after chance for all the attractive features of sharp in-fielding and active base running in stealing bases. In fact there is no comparison in the two methods of batting, the strength-saving method of single base hitting being in every way preferable.

#### AN INTERESTING CLUB RECORD.

An interesting analysis of the play of the twelve clubs for the season of 1893, is shown in the appended table, in which the total figures of runs scored, sacrifice hits made, bases stolen, "battery" and fielding errors committed, as also the base hit and fielding averages of each club for the entire season, are given. The names of the clubs are given in the order of their relative position at the end of the pennant race:

CLUBS.	Base Hit Averages.	Total Runs Scored.	Average of Runs per Game.	Total Sacrifice Hits.	Total Bases Stolen.	Fielding Averages.	Total Battery Errors.	Total Fielding Errors.
Boston.....	.272	1,003	7-98	313	223	.921	78	350
Pittsburgh.....	.319	662	7-36	360	210	.925	70	347
Cleveland.....	.314	944	7-41	323	236	.916	83	375
Philadelphia.....	.308	988	7-88	301	213	.929	60	336
New York.....	.292	887	7-29	255	313	.903	121	386
Cincinnati.....	.255	778	5-82	245	237	.928	80	316
Brooklyn.....	.270	793	6-08	243	205	.912	77	405
Baltimore.....	.367	774	6-27	275	237	.910	116	386
Chicago.....	.285	834	6-58	332	283	.907	79	422
St. Louis.....	.261	665	5-48	175	196	.910	104	372
Louisville.....	.284	767	6-09	283	192	.917	67	318
Washington.....	.265	703	5-65	207	130	.904	77	470

It is a significant fact that the Boston team, which won the pennant, had a base hit average of but .272 to the tail end club's base hit average of .265; but in total runs scored the champions led by a score of 1,003 to the tail end club's .703. This shows what little use the mere figures of the batting average of base hits are in estimating the value of the batting in winning games. What is wanted are the figures showing the average of base hits made by which *runners are forwarded*, not the average of base hits alone; as a batsman may be way up in his average figures of base hits alone, and yet, as a team worker at the bat in forwarding runners by his base hits, he may be the occupant of a comparatively low position in the latter averages.

In battery errors, New York, Baltimore and St. Louis were "way off" in comparison with the three leaders in the race. In fielding errors, Washington had the poorest record, with Chicago and Brooklyn next in order in being charged with large figures in the error column. In stolen bases, New York led Boston by 313 to 223; but it was Boston's combination of team work batting and base stealing that beat New York's record. In sacrifice hitting Pittsburgh led.

**THE BASE RUNNING OF 1893.**

There is no questioning the fact that more skillful base running was done in the League arena in 1893 than ever before. The brainy managers and captains of the League clubs have learned by experience that skillful base running is a very potent element of success in winning pennants, and more attention is being paid by managers to having good base runners in their teams than hitherto. Of course, to make base running thoroughly affective *good team work*



*at the bat* must be combined with it, and the Boston champions of 1893 practically exemplified this important point very finely. John M. Ward in commenting on the Boston's team work play in this respect, said:

"I have never, in my twelve years' experience on the diamond, seen such skillful playing. The Boston players use more headwork and signals than any other team in the country, and that alone is the reason why they can win the championship with such apparent ease. McCarthy is the chief schemer. He is the man who has introduced this new style of play into the team and he has been ably assisted by Nash, Dully, Long, Lowe and Carroll. These men have the utmost confidence in one another's ability to carry out instructions, and they work together as one man. 'Team work in the field' used to be a prime factor in a pennant winning team, but now 'team work at the bat' is the latest wrinkle, and the Bostons have it down fine. One thing that has facilitated their innovation is an ability to *bat scientifically* and run bases more swiftly than players of other teams. But to this ability must be added headwork, a complete system of signals, and confidence in themselves and one another. I have made a study of the play of this team, and I find that they have won many games by scoring nearly twice as many runs as they made hits."

The fact was that the Boston team led all the clubs in total runs scored, their average of runs per game being 7-98 and their total runs 1,003, the tail end teams figures in run-getting being 5-65 average and 703 total. This shows how valuable the combination is. Ward, in his description of the strong play of the Boston team in their combination of team-work play at the bat with brainy base running, says:

"Say, for instance, that they have a man on first and nobody out. Under the old style of play a sacrifice would be the proper thing. Then the man on first would reach second while the batsman was put out. The Bostons, however, work this scheme: The man on first makes a bluff attempt to steal second, but runs back to first. By this it becomes known whether the second baseman or the short stop is going to cover second for the throw from the catcher. Then the batsman gets a signal from the man on first that he is going to steal on a certain pitched ball. The moment he starts for second the batsman just pushes the ball for the place occupied only a moment before by the infielder who has gone to cover second base. That is, if the second baseman covers the bag the batter pushes the ball slowly to right field; if it is the short stop, the ball is pushed to left field. Of course, it takes a skillful batter to do this, but they have such hitters on the Boston nine. Now, when that ball is pushed to the outfield, the man who has already started to steal second just keeps right on to third, while the batsman is safe at first. Then the trick is tried over again and in most cases successfully. The man on first makes another bluff to steal, and when the batsman learns who is to cover second base he pushes the ball out again, the man on third scoring, the man on first reaching third, and the batsman gaining first."

In Spalding's book on "HOW TO PLAY BASE BALL," the editor has this to say on the art of base running:

"Each season's experience only shows more and more the fact that good base running is one of the most important essentials of success in winning games. Effective pitching is a great aid to success, so is skillful batting; but it is equally as necessary to a successful issue of a contest after a base has been obtained by a good hit, that other bases should be secured by skillful running of bases. It is a difficult task to get to first base safely in



the face of the effectual fire from a first-class club 'battery,' backed up by good support in the field; but it is still more difficult when the base is safely reached, to secure the other three bases. The fact is, a greater degree of intelligence is required in the player who would excel in base running than is needed either in fielding or in batting. Any soft-brained heavy weight can occasionally hit a ball for a home run, but it requires a shrewd, intelligent player, with his wits about him, to make a successful base runner. Indeed, base running is the most difficult work a player has to do in the game. To cover infield positions properly, a degree of intelligence in the players is required which the majority do not, as a general rule, possess; but to excel in base running such mental qualifications are required as only a small minority are found to possess. Presence of mind, prompt action on the spur of the moment; quickness of perception, and coolness and nerve are among the requisites of a successful base runner. Players habitually accustomed to hesitate to do this, that, or the other, in attending to the varied points of a game, can never become good base runners. There is so little time allowed to judge of the situation that prompt action becomes a necessity with the base runner. He must 'hurry up' all the time. Then, too, he must be daring in taking risks, while at the same time avoiding recklessness in his running. Though fast running is an important aid in base running, a fast runner who lacks judgment, coolness, and, in fact, 'headwork' in his running, will not equal a poor runner who possesses the nerve and intelligence required for the work. The great point in the art of base running is to know when to start, and to start promptly when the favorable opportunity is offered. One difficulty a base runner, trying to steal to second, invariably encounters, is his having to watch either the pitcher or catcher closely. He cannot watch both carefully, and therefore he must make his selection as to which player he will look after. If the catcher is an accurate and swift thrower to the bases, he is the man to be attended to. But if the pitcher is one who has a method of delivery which includes a number of special movements which occupy more than the ordinary time in delivering the ball, then he is the man to watch, for he will surely afford the runner the required opportunity to steal a base or to secure a balk, if the runner only plays his part properly. A sharp base runner can bother a pitcher exceedingly by skillful dodging. It requires no small amount of nerve and coolness for a pitcher to watch a runner closely and yet to play the strategical points of his pitching with full effect."

John Ward, who excelled all others in stealing bases in 1893, in outlining his method of base running, says:

"Having reached first I signal to the next batter when I am going to steal. Then, standing near the base, well upright, and with my feet together, I try to get a running start on the pitcher; that is, when I think he is about to pitch, though he has yet made no motion, I make my start. If he does pitch I get all the ground that I would have had by playing off the base in the first place, and I have, besides, the advantage of being on the move. Everyone who knows anything of sprinting will appreciate the advantages of such a start. If the pitcher does not pitch I usually manage to return to the base in safety. Having secured my start, I expect that the batter will hit the ball, if it is a good one, into right field, in which case I will keep right on to third base; or, if it is a bad ball, the batter will at least hit at it, in order, if possible, to blind the catcher, and help me out. In any event, I put down my head and run direct for the base, and in no case do I attempt to watch the ball. It is a foolish and often fatal mistake for a runner to keep his head turned toward the catcher while running in another direction. If the ball is hit I listen for the coacher's direction, but if it is not I keep my eye on the baseman, and by watching his movements, the expression of his face, and the direction he is looking, I can tell as certainly just where the throw is going as though I saw the ball. If he stands in front of the line I run back of him, and if he is back of the line I slide in front. In every case, and whether I go in head or feet foremost, I throw

my body away from the baseman so as to give him the least possible surface to touch with the ball."

The leading college nine captains paid great attention to base running in both 1892 and '93, and more than equalled the professionals in the art as a rule. The necessity for a combination of team work at the bat with base running is shown in the fact that, while the Boston champions led all the club teams in run-getting by a large majority, their team as a whole did not lead in stolen bases, New York having a total of 313 stolen bases to 223 by Boston; but in averages of runs scored to a game, Boston led by 7-98—nearly 8 runs to a game—to New York's 7-29, the difference in the figures being the result of New York's failure to combine team work in batting with their base running.

#### BASE RUNNING RECORD.

The record showing the list of players who had a base running record of 30 stolen bases and over during the season, taken from the official record of the batting averages, is appended. The names of the players are given in the order of stolen bases; and where there are two or more equal in stolen bases, the lead is given to the player stealing the most bases in the fewest games. Added to the record of stolen bases, too, is that of total sacrifice hits, total runs, and the base hit and fielding average of each player included in the stolen base record, by which means a pretty fair estimate of his value as a player, alike in fielding, batting and base running, can be arrived at.

It is a singular fact that out of the forty-four League club pitchers who pitched in not less than fifteen games, there were no less than twelve who only stole a single base each, according to the official record, and there were nine who did not steal even one base, and the best record in this respect in the list of forty-four pitchers was Mullane's record of 8 stolen bases.

Ward of New York heads the list of the base stealers of 1893, the first nine in base stealing being Ward, 2 B.; Burke, L. F.; Tom Brown, C. F.; Latham, 3 B.; Dowd, L. F.; Davis, 3 B.; Ewing, R. F.; Foutz, 1 B., and Brodie, C. F. In run-getting the first nine in the base stealing record were Duffy, C. F.; Long, S. S.; Delahanty, C. F.; Burkett, L. F.; Van Haltren, C. F.; Ward (Balt.) L. F.; McGraw, L. F.; Burke, L. F.; Kelley (Balt.), C. F. Of these base stealers, too, the first nine in sacrifice hitting were, Pfeffer, 2 B.; Donovan, R. F.; Foutz, 1 B.; Burkett, L. F.; Tiernan, R. F.; Glasscock, S. S.; Nash, 3 B.; Carroll, L. F. and

Parrott, 3 B. In base hit averages of the leading base runners, Hamilton led with .395; and in fielding average Foutz led with .980. Here is the base running record in full:

PLAYERS.	Position.	CLUBS.	Games.	Stolen Bases.	Sacrifice Hits.	Runs.	Base Hit Average.	Fielding Average.
Ward.....	S. S.	New York .....	134	72	40	129	.348	.925
Burke.....	L. F.	New York .....	135	67	29	121	.289	.924
Tom Brown .....	C. F.	Louisville .....	121	66	22	104	.253	.940
Latham.....	3 B.	Cincinnati .....	125	60	28	102	.296	.903
Dowd.....	L. F.	St. Louis .....	131	59	21	114	.294	.936
Davis.....	3 B.	New York .....	133	54	31	112	.373	.895
Ewing.....	R. F.	Cleveland.....	114	53	35	116	.371	.920
Foutz.....	1 B.	Brooklyn .....	130	52	44	91	.272	.980
Brodie.....	C. F.	St. Louis.....	132	52	28	89	.342	.956
Hoy.....	C. F.	Washington .....	130	51	13	105	.259	.892
Duffy.....	C. F.	Boston.....	131	50	39	149	.378	.958
Doyle.....	C.	New York .....	80	49	14	55	.322	.964
Donovan.....	R. F.	Pittsburgh .....	110	49	46	110	.331	.930
Lange.....	2 B.	Chicago.....	116	49	26	92	.288	.889
Griffin.....	C. F.	Brooklyn .....	98	47	14	84	.304	.960
Daly.....	2 B.	Brooklyn .....	126	43	24	97	.306	.915
Wilmot.....	L. F.	Chicago.....	93	42	39	69	.318	.866
Hamilton.....	L. F.	Philadelphia.....	82	41	15	111	.395	.940
Tiernan.....	R. F.	New York.....	124	41	43	113	.327	.923
McCarthy.....	L. F.	Boston.....	116	40	31	108	.360	.905
McGraw.....	S. S.	Baltimore.....	127	40	15	123	.328	.896
Glasscock.....	S. S.	Pittsburgh.....	114	39	43	81	.347	.934
Burkett.....	L. F.	Cleveland.....	124	39	44	144	.372	.860
Kelley.....	C. F.	Baltimore.....	124	38	12	120	.312	.952
Fuller.....	S. S.	New York .....	130	38	22	78	.247	.923
Canavan.....	R. F.	Cincinnati .....	118	37	40	62	.238	.939
Radford.....	R. F.	Washington .....	124	37	19	88	.228	.907
Delahanty.....	C. F.	Philadelphia.....	132	36	40	145	.370	.947
Van Haltren.....	C. F.	Pittsburgh.....	133	35	31	129	.350	.871
McAleer.....	C. F.	Cleveland.....	91	33	18	63	.253	.937
Dahlen.....	S. S.	Chicago.....	115	33	38	113	.311	.892
Pfeffer.....	2 B.	Louisville.....	124	33	53	85	.269	.944
Nash.....	3 B.	Boston.....	128	33	41	117	.304	.913
Long.....	S. S.	Boston.....	128	33	20	149	.294	.886
Reitz.....	2 B.	Baltimore.....	130	33	26	90	.297	.942
Ward.....	L. F.	Baltimore.....	49	32	5	50	.273	.864
Carroll.....	L. F.	Boston.....	120	31	41	82	.234	.919
McPhee.....	2 B.	Cincinnati .....	127	31	38	102	.307	.952
Crooks.....	3 B.	St. Louis.....	128	31	26	93	.251	.909
Parrott.....	3 B.	Chicago.....	113	30	41	55	.252	.914

**THE BEST BASE STEALERS OF EACH CLUB FOR 1893.**

The official record of stolen bases for 1893 shows that the nine players of each club who excelled in this respect were as given in the appended table. The names of the clubs are given in the order of total bases stolen by the nine best base runners of each club:

## NEW YORK.

PLAYERS.	Games.	Stolen Bases.	PLAYERS.	Games.	Stolen Bases.	PLAYERS.	Games.	Stolen Bases.
Ward .....	134	72	Doyle .....	80	49	Fuller .....	130	38
Burke .....	135	67	Tiernan .....	124	41	Stafford .....	67	24
Davis .....	133	54	Connor .....	135	41	Lyons .....	46	15

Total stolen bases, 401.

## BALTIMORE.

Brodie .....	132	52	Reitz .....	130	33	Shindle .....	125	21
McGraw .....	127	40	Treadway .....	114	27	Robinson .....	91	16
Kelley .....	124	38	Taylor .....	88	25	Long .....	55	9

Total stolen bases, 261.

## BROOKLYN.

Foutz .....	130	52	Shock .....	93	21	Hatfield .....	33	15
Griffin .....	93	47	Burns .....	107	21	Dalley .....	58	15
Daly .....	126	43	Corcoran .....	115	18	Richardson .....	57	11

Total stolen bases, 247.

## PITTSBURGH.

Donavan .....	110	49	E. Smith .....	128	28	Shugart .....	109	22
Glasscock .....	114	39	Beckley .....	131	24	Stenzel .....	51	13
Van Haltren .....	123	35	Lyons .....	131	24	Bierbauer .....	128	11

Total stolen bases, 245.

## CLEVELAND.

Ewing .....	114	53	Childs .....	122	27	Tebeau .....	115	20
Burkett .....	124	39	O'Connor .....	93	23	McKean .....	125	15
McAleer .....	91	33	McGarr .....	63	20	Virtue .....	95	12

Total stolen bases, 242.

## CHICAGO.

Lange .....	116	49	Parrott .....	113	30	Dungan .....	107	14
Wilmot .....	93	42	Camp .....	38	29	Anson .....	101	13
Dahlen .....	107	33	Decker .....	81	19	Ryan .....	82	8

Total stolen bases, 237.

## CINCINNATI.

Latham .....	125	60	Halliday .....	122	25	G. Smith .....	130	12
Canavan .....	118	32	Vaughn .....	119	18	McCarthy .....	48	9
McPhee .....	127	31	Comiskey .....	62	12	Metz .....	42	5

Total stolen bases, 204.

## ST. LOUIS.

Dowd .....	131	59	Quinn .....	135	25	Cooley .....	26	11
Crooks .....	128	31	Peltz .....	94	14	Frank .....	40	9
T. O'Rourke .....	121	28	Werden .....	124	12	Bannon .....	23	7

Total stolen bases, 196.

BOSTON.

PLAYERS.	Games.	Stolen Bases.	PLAYERS.	Games.	Stolen Bases.	PLAYERS.	Games.	Stolen Bases.
Duffy .....	131	50	Long.....	120	33	Tucker.....	121	12
McCarthy.....	116	49	Carroll.....	120	31	Stivetts .....	41	6
Nash.....	123	33	Lowe.....	120	21	Merritt.....	35	3

Total stolen bases, 174.

PHILADELPHIA.

Hamilton.....	82	41	Hallman.....	132	21	Reilly.....	104	9
Delahanty....	132	36	Thompson....	130	18	Allen.....	123	7
Boyle.....	117	21	Cross.....	94	15	Sharrott.....	30	6

Total stolen bases, 174.

LOUISVILLE.

T. Brown.....	121	66	Grimm.....	92	16	W. Brown....	118	9
Pfeffer.....	124	33	Pinkney.....	118	14	Stratton....	58	5
Weaver.....	104	17	Browning....	57	10	Denny.....	44	4

Total stolen bases, 174.

WASHINGTON.

Hoy.....	130	51	O'Rourke....	129	19	Maul.....	39	5
Wise.....	121	21	Farrell.....	132	11	Sullivan.....	127	5
Radford.....	124	19	Abbey.....	31	8	Larkin.....	81	3

Total stolen bases, 142.

THE MONTHLY CAMPAIGNS OF 1893.

The League championship season of 1893 was opened on April 27th, on which date four of the six contests took place, respectively at Washington in the eastern division, and at Pittsburgh, Cincinnati and St. Louis in the western; the clubs of Boston and New York, and Brooklyn and Philadelphia not entering the lists until April 28th, when they opened the season respectively at New York and Philadelphia. The result of the opening day's games on April 27th was the success of the Washington team in the east and of the Cincinnati and St. Louis teams in the west, the Boston and Philadelphia clubs also being successful in their opening games, the record of the inaugural days' games of the season being as follows:

DATE.	CLUBS.	PLAYED AT	PITCHERS.	Score
April 27	Washington vs. Baltimore	Washington	Meekin. . . . McMahon	7-5
April 27	Cleveland vs. Pittsburgh.	Pittsburgh.	Young.....Killen	7-2
April 27	St. Louis vs. Louisville...	St. Louis.	Hawley.....Stratton	4-2
April 27	Cincinnati vs. Chicago. . .	Cincinnati.	Mullane.....McGill	10-1
April 28	Boston vs. New York. ....	New York.	Nichols . . . . .King	9-2
April 28	Philadelphia vs. Brooklyn	Philadelph'a.	Weyhing . . . . .Stein	7-5



The attendance at the four games on April 27th aggregated 30,000, while at the two games of April 28th over 23,000 people were present, the opening at New York being a great success. By the end of the first month of the season 32 games had been played, with the appended result:

## APRIL RECORD.

CLUBS.	Victories.			Per cent. of Victories.	CLUBS.	Victories.			Per cent. of Victories.
	Defeats.	Played.				Defeats.	Played.		
Cleveland. ....	2	0	2	1.000	Philadelphia.....	1	1	2	.500
St. Louis.....	2	1	3	.667	New York.....	1	1	2	.500
Washington.....	2	1	3	.667	Brooklyn.....	1	1	2	.500
Cincinnati.....	2	2	4	.500	Baltimore.....	1	2	3	.333
Chicago.....	2	2	4	.500	Louisville.....	1	2	3	.333
Boston.....	1	1	2	.500	Pittsburgh.....	0	2	2	.000

It will be seen that the Cleveland club ended the opening month's brief campaign with the lead, while the Pittsburgh club had to be content with the tail end position, the former not losing a game in April, while the latter did not win one.

The May campaign, however, saw a surprising change made in the relative positions of the competing teams, the Pittsburgh club making quite a brilliant rally during the month, with the gratifying result of pushing themselves right among the six leaders, to begin with, and then ending the May campaign by taking the leading position, with the Brooklyn club a good second and the Cleavelands third, the other three of the six clubs occupying the leading positions being the Boston, Philadelphia and Baltimore clubs, the Louisville having to be content with the tail end position for the month of May, as the appended record shows:

## THE MAY RECORD.

CLUBS.	Victories.			Per cent. of Victories.	CLUBS.	Victories.			Per cent. of Victories.
	Defeats.	Played.				Defeats.	Played.		
Pittsburgh.....	18	7	25	.720	Cincinnati.....	12	14	26	.464
Brooklyn.....	17	9	26	.654	St. Louis.....	11	13	24	.450
Cleveland.....	13	9	22	.591	New York.....	12	15	27	.442
Boston.....	16	12	28	.571	Washington.....	11	14	25	.448
Philadelphia.....	14	11	25	.560	Chicago.....	8	14	22	.364
Baltimore.....	13	13	26	.500	Louisville.....	2	13	15	.130



It will be seen that the Louisville club was very unfortunate during the May campaign, they winning but two games out of the fifteen they played; bad weather, too, preventing them from playing nearly a third of their scheduled games. On the other hand the Pittsburghs won no less than eighteen out of the twenty-five games they played.

Singularly enough during the third monthly campaign of the season in June, the leading club of May fell back among the tail enders again, while the Bostons jumped to the front, with the Philadelphians a close second and the Brooklyns a good third. The New York club, too, rallied well and got into position among the six leaders, while Pittsburgh was obliged to end the June campaign as occupants of eleventh place. Here is the record of the June campaign:

## THE JUNE RECORD.

CLUBS.				Per cent. of Victories.	CLUBS.				Per Cent. of Victories.
	Victories.	Defeats.	Played.			Victories.	Defeats.	Played.	
Boston.....	17	5	22	.773	Cincinnati.....	10	12	22	.455
Philadelphia.....	19	6	25	.760	Baltimore.....	10	12	22	.455
Brooklyn.....	16	8	24	.667	Chicago.....	10	14	24	.417
Cleveland.....	15	12	27	.556	St. Louis.....	8	15	23	.348
New York.....	12	12	24	.500	Pittsburgh.....	8	18	26	.308
Washington.....	11	13	24	.458	Louisville.....	7	16	23	.304

The July campaign saw several important changes in the relative positions of the twelve competing teams. In the first place the Pittsburghs made a second brilliant rally, and once more got to the front, they giving even the Bostons the go by; while Cleveland worked up to third place, which position they had occupied in May. But New York and Brooklyn fell off badly, while St. Louis got up among the leaders for the first time since April, Louisville pulling up to a tie with Cincinnati, while Brooklyn got so low in the race as to tie Washington for last place by the end of the month, as the appended record shows; these two clubs winning but seven games each, out of the twenty-seven each played; while the Pittsburgh club made their highest record of the season in July by winning twenty games out of the twenty-six played. The Cleveland club topped the month's record with twenty-two victories, but they lost ten games. Here is the record of the July campaign, which was so disastrous to New York, Brooklyn and Baltimore:

## THE JULY RECORD.

CLUBS.	Victories.	Defeats.	Played.	Per cent. of Victories.	CLUBS.	Victories.	Defeats.	Played.	Per Cent. of Victories.
Pittsburgh.....	20	6	26	.769	Louisville.....	14	14	28	.500
Boston.....	20	9	29	.690	Chicago.....	13	15	28	.464
Cleveland.....	22	10	32	.677	New York.....	12	14	26	.462
St. Louis.....	16	12	28	.571	Baltimore.....	10	18	28	.357
Philadelphia.....	15	12	27	.556	Brooklyn.....	7	20	27	.259
Cincinnati.....	14	14	28	.500	Washington.....	7	20	27	.259

Louisville, it will be seen, did remarkably well in July in winning as many games as they lost, something five other of the twelve clubs failed to do.

The feature of the August campaign was the successful effort made by the Boston club to secure a winning lead. In July they had won twenty out of twenty-nine games, and in August they did even better, as they won twenty out of twenty-five games. Another success of the month, too, was the rally made by the New York team, which team won nineteen out of twenty-six games, the best monthly record they made; Pittsburgh this month had to be content with third place, while Baltimore got back among the leaders, leaving Brooklyn a tie with Louisville for sixth place, Washington having assumed a mortgage on the last ditch which they occupied in July.

Here is the record of the August campaign:

## AUGUST RECORD.

CLUBS.	Victories.	Defeats.	Played.	Per cent. of Victories.	CLUBS.	Victories.	Defeats.	Played.	Per cent. of Victories.
Boston.....	20	5	25	.800	Louisville.....	13	13	26	.500
New York.....	19	7	26	.731	Cleveland.....	14	16	30	.467
Pittsburgh.....	16	11	27	.593	Philadelphia.....	12	14	26	.462
Baltimore.....	15	12	27	.556	Chicago.....	10	17	28	.357
Cincinnati.....	12	11	23	.522	St. Louis.....	10	19	29	.345
Brooklyn.....	13	13	26	.500	Washington.....	5	21	26	.192

The feature of the last monthly campaign of the season was the marked falling off in the work of the Boston team. The Bostons had virtually won the pennant early in the month, and when their position as the coming champions

was a foregone conclusion, they dropped their previous strenuous efforts, and took things easy, and one result of this was that during September they lost nine games out of the twenty-two played.

It was in this last campaign that considerable interest was taken in the struggle between the New York and Brooklyn clubs to beat each other out in the race; the final result, however, was the success of the New Yorkers, though Brooklyn led in the way of percentage of victories for the month by .478 to .444. Chicago rallied well in September, and Cleveland did good work; but Philadelphia fell off badly owing to injuries to players mainly. Here is the record of the last monthly campaign of the season:

SEPTEMBER RECORD.

CLUBS.					CLUBS.				
	Victories.	Defeats.	Played.	Per cent. of Victories.		Victories.	Defeats.	Played.	Per cent. of Victories.
Pittsburgh .....	19	4	33	.826	Philadelphia.....	11	13	24	.458
Cleveland. ....	17	8	25	.680	Baltimore. ....	11	13	24	.458
Chicago.....	14	8	22	.636	New York.....	12	15	27	.444
Cincinnati. ....	15	10	25	.600	St. Louis.....	10	15	25	.406
Boston.....	12	9	22	.571	Louisville.....	10	15	25	.406
Brooklyn.....	11	12	23	.478	Washington.....	4	21	25	.160

The full monthly record as a whole is appended, the names of the clubs being given in the order they stand in the race, and each in its own section:

FULL MONTHLY RECORD FOR 1893.

MONTHLY RECORD.														
	1893.													
	EASTERN CLUBS.													
	April.		May.		June.		July.		August.		September.		Totals.	
	W	L	W	L	W	L	W	L	W	L	W	L	W	L
Boston.....	1	1	16	12	17	5	20	9	20	5	12	9	86	43
Philadelphia.....	1	1	14	11	19	6	15	12	12	14	11	13	72	57
New York.....	1	1	12	15	12	12	12	14	19	7	12	15	68	64
Brooklyn.....	1	1	17	9	16	8	7	20	13	13	11	12	65	63
Baltimore.....	1	2	13	13	10	12	10	18	15	12	11	13	60	70
Washington.....	2	1	11	14	11	13	7	20	5	21	4	21	40	90
WESTERN CLUBS.														
Pittsburgh.....	0	2	18	7	8	18	20	6	16	11	19	4	81	48
Cleveland.....	2	0	13	9	15	12	22	10	14	16	17	8	73	55
Cincinnati.....	2	2	12	14	10	12	14	14	12	11	15	10	65	63
Chicago.....	2	2	8	14	10	14	13	15	10	18	14	8	57	71
St. Louis.....	2	1	11	13	8	15	16	12	10	19	10	15	57	75
Louisville.....	1	2	2	13	7	16	14	14	15	15	10	15	50	75

## THE LEAGUE OFFICIAL AVERAGES FOR 1893.

The following tables are those made up by Secretary N. E. Young, and they present the best analysis of the season's play in the League championship arena which the incomplete scoring rules of the League code admit of. It will be seen that the batting average record, given below, places Stenzel of the Pittsburg club as the leading batter of the season, simply because he has the highest base hit percentage, while Ewing of the Clevelands, who had a base hit average of .371 is seventh on the list, and yet Stenzel's work at the bat does not compare for a moment with that of Ewing in the batting which forwards runners, the former making but 12 sacrifice hits to Ewing's 35, and stealing but 13 bases to Ewing's 53. Here are the official averages in question:

## BATTING RECORD

OF PLAYERS WHO HAVE TAKEN PART IN FIFTEEN OR MORE CHAMPIONSHIP GAMES. SEASON OF 1893.

NAME.	CLUB.	Games.				Per cent.	T. B.	S. H.	S. B.
		At Bat.	Runs.	1st Base.					
Stenzel .....	Pittsburgh.....	51	198	56	81	.409	113	12	13
Hamilton .....	Philadelphia.....	82	349	111	138	.395	183	15	41
Duffy .....	Boston.....	131	537	149	203	.378	258	39	50
Thompson .....	Philadelphia.....	130	583	130	220	.377	316	38	18
Davis .....	New York.....	133	533	112	199	.373	313	31	54
Burkett .....	Cleveland.....	124	480	144	179	.372	248	44	39
Ewing .....	Cleveland.....	114	477	116	177	.371	253	35	53
Browning.....	Louisville.....	57	214	37	79	.371	98	10	10
Deleantny .....	Philadelphia.....	132	588	145	218	.370	346	40	36
E. Smith.....	Pittsburgh.....	128	500	119	183	.366	277	28	28
Bannan .....	St. Louis.....	23	99	9	36	.363	47	1	7
Merritt .....	Boston.....	35	135	29	49	.363	69	7	3
McCarthy .....	Boston.....	116	441	108	159	.360	218	31	49
Tebeau .....	Cleveland.....	115	478	90	172	.359	230	28	20
Cooley .....	St. Louis.....	26	103	20	37	.359	47	2	11
Van Haultreu .....	Pittsburgh.....	123	502	129	176	.350	220	31	35
Brouthers .....	Brooklyn.....	75	267	53	93	.348	144	25	8
J. M. Ward .....	New York.....	134	557	129	194	.348	249	40	72
Glasscock .....	St. Louis, Pittsburgh.....	114	457	81	159	.347	204	43	39
Brodie .....	St. Louis, Baltimore.....	132	549	89	188	.342	235	28	52
Robinson .....	Baltimore.....	91	349	49	118	.338	156	23	16
Keeler .....	New York, Brooklyn.....	26	90	19	30	.333	43	12	7
Holliday .....	Cincinnati.....	122	475	106	158	.332	220	28	25
Childs .....	Cleveland.....	122	481	143	160	.332	209	17	27
Frank .....	St. Louis.....	40	163	30	54	.331	69	3	9
Donovan .....	Pittsburgh.....	110	465	110	154	.331	183	46	49
Twitchell .....	Louisville.....	45	181	37	60	.331	84	11	6
McGraw .....	Baltimore.....	127	475	123	156	.328	201	25	40
Hallman .....	Philadelphia.....	132	567	119	186	.328	247	44	21
Tiernan .....	New York.....	124	471	113	154	.327	239	44	41
McKean .....	Cleveland.....	125	510	100	166	.325	251	63	15
Mack .....	Pittsburgh.....	36	120	22	39	.325	44	9	4
Beckler .....	Pittsburgh.....	131	497	108	161	.324	248	64	24
Turner .....	Philadelphia.....	35	154	32	50	.324	63	5	7

## BATTING RECORD.—Continued.

NAME.	CLUB.	Games.	At Bat.	Runs.	1st Base.	Per cent.	T. B.	S. H.	S. B.
Irwin.....	Chicago.....	21	77	14	25	.324	35	8	4
Doyle.....	New York.....	80	307	55	100	.322	130	14	49
Connor.....	New York.....	135	490	111	158	.322	234	28	29
Anson.....	Chicago.....	101	381	70	123	.322	150	32	13
Larkin.....	Washington.....	81	313	54	101	.322	139	16	3
Wilnot.....	Chicago.....	93	374	69	119	.318	170	39	42
D. Lyons.....	Pittsburgh.....	131	462	103	147	.318	205	31	24
Earle.....	Pittsburgh.....	26	82	21	26	.317	44	11	1
Wise.....	Washington.....	121	507	101	160	.317	233	24	21
Lowe.....	Boston.....	120	465	120	147	.316	212	37	21
T. O'Rourke.....	Baltimore, Louisville.....	121	460	102	145	.315	169	39	28
G. Hatfield.....	Brooklyn.....	33	114	26	36	.315	46	9	15
M. Kelly.....	New York.....	16	54	8	17	.314	18	7	5
Kelly.....	Baltimore.....	124	490	120	153	.312	236	32	38
Dahlen.....	Chicago.....	115	463	113	144	.311	216	38	33
Dungan.....	Chicago.....	107	444	85	138	.310	182	42	14
McGarr.....	Cleveland.....	63	246	38	76	.309	87	13	20
Zimmer.....	Cleveland.....	55	220	27	68	.309	99	15	8
O'Connor.....	Cleveland.....	93	365	71	113	.309	144	33	23
Stivets.....	Boston.....	41	165	31	51	.309	79	4	1
Weaver.....	Louisville.....	104	413	79	128	.309	164	31	17
McPhee.....	Cincinnati.....	127	468	102	144	.307	194	38	31
T. Daly.....	Brooklyn.....	126	450	97	138	.306	209	24	43
W. Brown.....	Louisville.....	118	462	85	142	.305	187	35	9
J. O'Rourke.....	Washington.....	129	527	76	161	.305	199	32	19
Boyle.....	Philadelphia.....	117	482	106	147	.305	201	36	21
Griffin.....	Brooklyn.....	93	348	84	106	.304	164	14	47
Ryan.....	Chicago.....	82	332	82	101	.304	145	10	8
Nash.....	Boston.....	128	466	117	142	.304	213	41	33
Cross.....	Philadelphia.....	94	414	85	125	.302	163	19	15
Stafford.....	New York.....	67	272	58	82	.301	117	16	24
Tucker.....	Boston.....	121	467	81	140	.299	179	40	12
Vaughn.....	Cincinnati.....	119	464	68	139	.299	179	25	18
Bierbauer.....	Pittsburgh.....	128	506	81	151	.298	204	35	11
Reitz.....	Baltimore.....	130	474	90	141	.297	187	26	33
Esper.....	Washington.....	40	141	15	42	.297	54	9	1
Farrell.....	Washington.....	122	492	83	146	.296	199	35	11
Latham.....	Cincinnati.....	125	503	102	149	.296	185	28	60
German.....	New York.....	20	71	10	21	.295	23	2	3
Schriver.....	Chicago.....	59	217	49	64	.295	89	17	3
Hawley.....	St. Louis.....	24	88	12	26	.295	40	4	0
Dowd.....	St. Louis.....	131	557	114	164	.294	197	21	59
Taylor.....	Baltimore.....	88	350	50	103	.294	118	24	25
Long.....	Boston.....	128	540	149	159	.294	211	20	33
McAfee.....	Louisville.....	21	65	11	19	.292	22	2	2
Killen.....	Pittsburgh.....	44	151	33	44	.291	73	9	0
Clements.....	Philadelphia.....	90	358	60	104	.290	178	29	1
Burke.....	New York.....	135	518	121	150	.289	219	29	67
Lange.....	Chicago.....	116	458	92	132	.288	179	26	49
Virtue.....	Cleveland.....	95	362	86	104	.287	146	38	12
Grimm.....	Louisville.....	92	386	67	111	.287	154	34	16
Shugart.....	Pittsburgh, St. Louis.....	109	430	78	123	.286	155	26	22
Dailey.....	Brooklyn.....	58	206	34	59	.286	74	13	15



## BATTING RECORD.—Continued.

NAME.	CLUB.	Games.	At Bat.	Runs.	1st Base.	Per cent.	T. B.	S. II.	S. B.
Gunson	St. Louis, Cleveland	58	214	32	61	.285	69	6	2
McCarthy	Cincinnati	48	186	27	53	.285	66	9	9
Werden	St. Louis	124	485	73	138	.284	224	16	12
Allen	Philadelphia	123	459	88	130	.283	191	19	7
Terry	Pittsburgh	18	60	7	17	.283	27	5	1
Ganzel	Boston	63	262	49	74	.282	91	17	5
Corcoran	Brooklyn	115	437	59	123	.281	163	37	18
Staley	Boston	32	107	13	30	.280	41	8	0
Wilson	New York	29	167	16	30	.280	42	6	7
T. Burns	Brooklyn	107	397	67	111	.279	166	20	21
Abbey	Washington	31	112	11	31	.277	41	7	8
Decker	Chicago	81	322	57	89	.276	120	16	19
Shoch	Brooklyn	93	315	52	87	.276	110	11	20
Kennedy	Brooklyn	42	149	26	41	.275	51	12	3
Gilks	Baltimore	15	62	10	17	.274	19	4	3
Henry	Cincinnati	21	84	11	23	.273	26	1	3
Ward	Baltimore, Cincinnati	49	194	50	53	.273	65	5	32
Snyder	Pittsburgh	25	84	19	23	.273	33	10	1
Lyons	New York	46	176	27	48	.272	55	9	15
Foutz	Brooklyn	130	528	91	144	.272	210	44	52
Sullivan	Washington	127	490	73	133	.271	181	22	5
Rusie	New York	55	211	33	57	.270	77	4	2
McGill	Chicago	35	115	16	31	.269	33	8	5
Pfeffer	Louisville	124	475	85	128	.269	192	53	33
Camp	Chicago	38	149	37	40	.268	63	9	29
Treadway	Baltimore	114	443	78	119	.268	168	30	27
Motz	Cincinnati	42	146	16	39	.267	56	14	5
Peitz	St. Louis	94	346	53	92	.266	120	18	14
Gleason	St. Louis	55	184	24	49	.266	63	13	2
Maul	Washington	39	125	10	33	.264	49	5	2
Ely	St. Louis	44	171	25	45	.263	58	14	3
McGuire	Washington	59	225	29	59	.262	81	3	2
McMahon	Baltimore	38	141	13	37	.262	40	11	2
Hutchison	Chicago	41	157	14	41	.261	56	5	2
Kinslow	Brooklyn	77	297	38	77	.259	108	24	6
Hoy	Washington	130	532	105	138	.259	165	43	51
Shindle	Baltimore	125	520	100	135	.259	181	42	21
Cuppy	Cleveland	28	105	15	27	.257	36	6	1
Sharrott	Philadelphia	30	118	17	30	.254	37	9	6
Meakin	Washington	29	110	14	28	.254	42	2	0
McAleer	Cleveland	91	344	63	87	.253	97	18	33
Stovey	Baltimore, Brooklyn	53	193	47	49	.253	75	11	26
T. Brown	Louisville	121	520	104	131	.253	177	22	66
Reilly	Philadelphia	104	397	60	100	.252	144	31	9
Parrott	Chicago	113	448	55	113	.252	144	41	30
Stratton	Louisville	58	194	33	49	.252	65	19	5
Denny	Louisville	44	163	21	41	.251	59	11	4
Young	Cleveland	48	179	22	45	.251	50	11	4
Crooks	St. Louis	128	426	93	107	.251	138	26	31
Haddock	Brooklyn	16	84	21	21	.250	32	2	1
Gumbert	Pittsburgh	24	80	18	20	.250	29	8	1
Mullane	Cincinnati, Baltimore	43	156	23	39	.250	46	12	8
Fuller	New York	130	457	78	113	.247	142	22	38



BATTING RECORD.—Continued.

NAME.	CLUB.	Games.		Runs.	1st Base.	Per cent.	T. B.	S. II.	S. B.
		At Bat.							
Richardson	Brooklyn	51	195	37	48	.246	57	9	11
Kittredge	Chicago	67	245	33	60	.245	85	11	4
Smith	Cincinnati	130	487	64	118	.244	159	24	12
Stein	Brooklyn	34	111	11	27	.243	38	8	4
Mulvey	Washington	55	219	21	53	.242	70	8	2
Quinn	St. Louis	135	522	66	126	.241	154	34	25
Milligan	Baltimore, New York	63	244	35	59	.241	92	15	11
Nichols	Boston	47	167	25	39	.239	52	11	4
Canavan	Cincinnati	118	436	62	104	.238	145	40	32
Keefe	Philadelphia	19	76	10	18	.237	22	5	1
Carroll	Boston	120	419	82	98	.234	123	41	31
Hemming	Louisville	43	145	17	34	.234	42	13	3
Murphy	Cincinnati	56	201	29	47	.234	58	6	2
Taylor	Philadelphia	19	87	9	20	.229	28	11	1
Whistler	Louisville, St. Louis	23	82	10	19	.229	23	5	2
Radford	Washington	124	454	88	104	.228	130	19	37
Pinkney	Louisville	118	420	62	105	.226	131	35	14
Clarkson	Cleveland	34	124	18	28	.226	41	16	1
Long	Baltimore	55	222	30	50	.225	67	9	23
Comiskey	Cincinnati	62	253	38	58	.225	73	8	12
Bennett	Boston	58	183	33	40	.218	57	11	5
McNabb	Baltimore	17	62	10	13	.209	17	4	3
Parrott	Cincinnati	18	63	5	13	.206	19	3	0
Griffin	St. Louis	23	88	9	18	.204	21	2	2
King	New York, Cincinnati	16	45	13	9	.200	11	2	2
Carsey	Philadelphia	36	132	11	26	.197	28	10	0
Clark	Baltimore	47	165	23	32	.194	40	16	2
Miller	Pittsburgh	40	144	24	28	.194	36	12	4
Ehret	Pittsburgh	36	124	15	24	.193	30	9	2
Jennings	Louisville, Baltimore	38	135	12	25	.192	31	9	1
Sullivan	Cincinnati	22	73	7	14	.191	21	3	1
Dwyer	Cincinnati	32	115	18	22	.191	30	8	1
Hawke	Baltimore	27	90	12	17	.188	22	9	1
Gastright	Pittsburgh, Boston	25	81	13	15	.185	18	6	0
Stricker	Washington	59	210	28	38	.181	46	10	4
Chamberlain	Cincinnati	27	94	9	17	.180	24	6	1
Brietenstein	St. Louis	40	147	18	26	.177	31	4	2
Mauck	Chicago	18	55	2	9	.163	9	3	0
Weyhing	Philadelphia	41	133	13	21	.158	24	17	0
Rhodes	Louisville	17	67	6	10	.149	14	1	0
Baldwin	New York	36	124	12	18	.145	26	4	6
Clarkson	St. Louis	21	72	8	10	.139	11	3	0

It will be seen that the first nine men who lead in base hit averages, and who have played in 100 games and over, are Duffy, Thompson, Davis, Burkett, Ewing, Delehanty, E. Smith, McCarthy and Tebeau. Those who lead in less than 100 games, are Stenzel, Hamilton and Browning, making the first eleven in batting.

## FIELDING AVERAGES, 1893.

## FIRST BASEMEN.

Rank.	NAME.	CLUB.	Games.	Put Outs.	Assists.	Errors.	T. C.	Per cent.
1	W. Brown.....	Louisville.....	117	1148	56	16	1220	.987
2	Tebeau.....	Cleveland.....	56	566	36	8	610	.986
3	Beckley.....	Pittsburgh.....	131	1360	96	22	1478	.985
4	Bronthers.....	Brooklyn.....	75	729	42	14	785	.982
5	{ Anson.....	Chicago.....	100	998	42	20	1060	.981
	{ Boyle.....	Philadelphia.....	111	1058	66	21	1145	.981
	{ Decker.....	Chicago.....	27	255	10	5	270	.981
6	{ Foutz.....	Brooklyn.....	54	577	15	12	604	.980
	{ Motz.....	Cincinnati.....	42	422	35	9	466	.980
	{ Millegan.....	Baltimore.....	22	186	17	4	207	.980
7	{ Comisky.....	Cincinnati.....	62	671	21	14	706	.980
	{ Tucker.....	Boston.....	121	1256	37	27	1320	.979
	{ Virtue.....	Cleveland.....	73	773	45	17	835	.979
8	{ Taylor.....	Baltimore.....	88	882	44	22	948	.976
	{ Connor.....	New York.....	135	1419	81	40	1540	.974
9	{ Vaughn.....	Cincinnati.....	21	217	12	6	235	.974
	{ Werden.....	St. Louis.....	124	1190	80	40	1310	.969
11	{ O'Rourke.....	Washington.....	33	277	19	11	307	.964
	{ Larkin.....	Washington.....	81	774	27	30	831	.964

## SECOND BASEMEN.

1	Bierbauer.....	Pittsburgh.....	128	348	438	33	819	.959
2	McPhee.....	Cincinnati.....	127	387	445	42	874	.952
3	Hallman.....	Philadelphia.....	120	285	359	36	680	.947
4	{ Pfeffer.....	Louisville.....	124	367	401	45	813	.944
	{ Quinn.....	St. Louis.....	135	352	361	42	755	.944
5	Reitz.....	Baltimore.....	130	320	419	45	784	.942
6	Richardson.....	Brooklyn.....	44	118	111	15	244	.939
7	Lowe.....	Boston.....	116	290	388	47	725	.935
8	Wise.....	Washington.....	90	316	302	48	666	.928
9	Childs.....	Cleveland.....	122	342	425	60	827	.927
10	Ward.....	New York.....	134	340	469	65	874	.925
11	Daly.....	Brooklyn.....	82	210	268	44	522	.915
12	Striker.....	Washington.....	39	131	131	25	287	.912
13	Lange.....	Chicago.....	56	151	177	41	369	.889
14	Decker.....	Chicago.....	20	32	56	18	106	.830

## THIRD BASEMEN.

1	Cross.....	Philadelphia.....	29	42	97	8	147	.945
2	McGarr.....	Cleveland.....	63	99	139	14	252	.944
3	Pinkney.....	Louisville.....	118	133	288	38	459	.928
4	Shock.....	Brooklyn.....	36	45	69	9	123	.927
5	Parrott.....	Chicago.....	101	143	251	37	431	.914
6	Nash.....	Boston.....	128	188	309	47	544	.913
7	{ Lyons.....	Pittsburgh.....	131	206	307	51	564	.909
	{ Crooks.....	St. Louis.....	123	214	285	50	549	.909
8	Lathan.....	Cincinnati.....	125	189	258	48	495	.903
9	Reilly.....	Philadelphia.....	104	162	230	42	434	.900

THIRD BASEMEN. — *Continued.*

Rank.	NAME.	CLUB.	Games.	Put Outs.	Assists.	Errors.	T. C.	Per cent.
10	Davis .....	New York .....	133	191	307	58	556	.895
11	Mulvey .....	Washington .....	55	93	125	28	246	.886
12	Shindle .....	Baltimore .....	125	176	313	64	553	.884
13	Hatfield .....	Brooklyn .....	33	45	69	15	129	.883
14	Tebeau .....	Cleveland .....	56	89	134	31	254	.878
15	Farrell .....	Washington .....	36	67	75	20	162	.876
16	Daly .....	Brooklyn .....	44	85	85	31	201	.845
17	Camp .....	Chicago .....	16	23	27	10	60	.833
18	Wise .....	Washington .....	31	32	76	24	132	.818

SHORT STOPS.

1	Smith .....	Cincinnati .....	130	245	510	52	807	.935
2	Glasscock .....	Pittsburgh, St. Louis .....	114	245	429	47	721	.934
3	Fuller .....	New York .....	130	264	468	61	793	.923
4	Allen .....	Philadelphia .....	123	308	443	63	814	.922
5	Denny .....	Louisville .....	41	82	148	22	252	.912
6	{ Ely .....	St. Louis .....	44	99	141	24	264	.909
	{ Irwin .....	Chicago .....	21	55	66	12	133	.909
7	McKean .....	Cleveland .....	125	245	437	71	753	.905
8	Corcoran .....	Brooklyn .....	115	218	437	70	725	.903
9	Jennings .....	Louisville, Baltimore .....	38	84	120	23	227	.898
10	McGraw .....	Baltimore .....	117	221	346	66	633	.896
11	Dahlen .....	Chicago .....	88	229	301	64	594	.892
12	Long .....	Boston .....	124	275	469	95	839	.886
13	O'Rourke .....	Baltimore, Louisville .....	61	115	179	44	338	.869
14	Shugart .....	Pittsburgh, St. Louis .....	76	139	257	60	456	.868
15	Sullivan .....	Washington .....	127	241	389	106	736	.856

OUT-FIELDERS.

1	Henry .....	Cincinnati .....	21	50	6	2	58	.965
2	Doyle .....	New York .....	28	51	4	2	57	.964
3	{ Griffin .....	Brooklyn .....	93	220	24	10	254	.960
	{ Duffy .....	Boston .....	131	313	13	14	340	.958
4	Brodie .....	St. Louis, Baltimore .....	132	325	25	16	366	.956
5	Kelly .....	Baltimore .....	124	301	21	16	338	.952
6	O'Rourke .....	Baltimore, Louisville .....	49	70	5	4	79	.949
7	Holliday .....	Cincinnati .....	121	266	12	15	293	.948
8	Delehanty .....	Philadelphia .....	114	312	32	19	363	.947
9	{ T. Brown .....	Louisville .....	121	337	40	24	401	.940
	{ Hamilton .....	Philadelphia .....	82	229	8	15	252	.940
10	{ Gilks .....	Baltimore .....	15	26	5	2	33	.939
	{ Canavan .....	Cincinnati .....	114	235	15	16	266	.939
11	Abbey .....	Washington .....	31	66	8	5	79	.938
12	McAleer .....	Cleveland .....	91	222	16	16	254	.937
13	Dowd .....	St. Louis .....	131	224	26	17	267	.936
14	{ Dahlen .....	Chicago .....	16	27	2	2	31	.935
	{ Lange .....	Chicago .....	39	94	7	7	108	.935
15	Lyons .....	New York .....	46	105	8	8	121	.934
16	{ O'Rourke .....	Washington .....	87	178	16	14	208	.932
	{ Turner .....	Philadelphia .....	35	78	5	6	89	.932

## OUT-FIELDERS.—Continued.

Rank.	NAME.	CLUB.	Games.	Put Outs.	Assists.	Errors.	T. C.	Per cent.
17	Donovan.....	Pittsburgh.....	110	173	14	14	201	.930
18	Frank.....	St. Louis.....	40	84	8	7	99	.929
19	Burns.....	Brooklyn.....	107	155	19	14	188	.925
20	Burke.....	New York.....	135	280	14	24	318	.924
21	{ Tiernan.....	New York.....	124	183	11	16	210	.923
	{ Smith.....	Pittsburgh.....	128	274	14	24	312	.923
	{ Thompson.....	Philadelphia.....	129	163	17	15	195	.923
22	{ Griffin.....	St. Louis.....	23	46	2	4	52	.923
	{ Stungart.....	St. Louis.....	25	53	6	5	64	.922
23	Ewing.....	Cleveland.....	110	197	10	18	225	.920
24	{ Stenzel.....	Pittsburgh.....	40	77	3	7	87	.919
	{ O'Connor.....	Cleveland.....	41	72	8	7	87	.919
	{ Weaver.....	Louisville.....	83	141	18	14	173	.919
	{ McCarthy.....	Cincinnati.....	46	85	6	8	99	.919
25	{ Carroll.....	Boston.....	120	226	15	21	262	.919
	{ Dungan.....	Chicago.....	107	175	18	18	211	.915
26	Treadway.....	Baltimore.....	114	192	29	22	243	.909
27	{ Ryan.....	Chicago.....	72	159	20	18	197	.907
	{ Radford.....	Washington.....	123	196	30	23	249	.907
28	McCarthy.....	Boston.....	107	224	53	29	306	.905
29	Shock.....	Brooklyn.....	42	74	4	9	87	.896
30	{ Long.....	Baltimore.....	55	111	8	14	133	.895
	{ Ganzel.....	Boston.....	21	41	2	5	48	.895
31	{ Hoy.....	Washington.....	130	282	26	37	345	.892
	{ Stovey.....	Baltimore, Brooklyn.....	53	129	4	16	149	.892
32	Foutz.....	Brooklyn.....	76	151	13	20	184	.891
33	Stafford.....	New York.....	67	126	10	17	153	.888
34	Browning.....	Louisville.....	57	114	4	15	133	.887
35	Decker.....	Chicago.....	34	55	12	9	76	.881
36	Twitchell.....	Louisville.....	45	92	8	14	114	.877
37	Van Haltren.....	Pittsburgh.....	110	222	20	36	278	.871
38	Wilmot.....	Chicago.....	93	198	9	32	239	.866
39	{ Vaughn.....	Cincinnati.....	23	53	5	9	67	.865
	{ Stratton.....	Louisville.....	20	27	5	5	37	.865
40	Ward.....	Baltimore, Cincinnati.....	41	78	11	14	103	.864
41	Burkett.....	Cleveland.....	124	240	18	42	300	.860
42	Bannon.....	St. Louis.....	21	27	2	6	35	.828
43	Sharrots.....	Philadelphia.....	23	36	2	10	48	.791

## CATCHERS' AVERAGES.

Rank.	NAME.	CLUB.	Games.	Put Outs.	Assists.	Errors.	P. B.	T. C.	Per cent.
1	Cross.....	Philadelphia.....	40	148	54	10	5	217	.930
2	Bennett.....	Boston.....	58	197	42	12	11	262	.912
3	Clements.....	Philadelphia.....	90	323	81	25	15	444	.909
4	Ganzel.....	Boston.....	37	117	41	9	7	174	.908
5	Kitredge.....	Chicago.....	67	257	79	24	11	371	.905
6	Grimm.....	Louisville.....	88	278	113	17	25	433	.903

CATCHERS' AVERAGES.—Continued.

Rank.	NAME.	CLUB.	Games.	Put Outs.	Assists.	Errors.	P. B.	T. C.	Per cent.
7	Earl.....	Pittsburgh.....	26	100	20	6	7	133	.902
8	Vaughn.....	Cincinnati.....	75	262	80	12	26	380	.900
9	Dailey.....	Brooklyn.....	50	217	42	26	6	291	.890
10	Peitz.....	St. Louis.....	72	295	85	19	28	427	.889
11	Robinson.....	Baltimore.....	91	348	73	27	27	475	.886
12	Mack.....	Pittsburgh.....	36	129	48	13	10	200	.885
13	Milligan.....	Baltimore, New York.....	41	197	64	17	17	295	.884
14	Merritt.....	Boston.....	33	129	26	10	13	178	.883
15	{ Doyle.....	New York.....	46	191	64	14	20	289	.882
	{ Snyder.....	Pittsburgh.....	25	78	27	5	9	119	.882
16	{ Weaver.....	Louisville.....	21	59	21	3	8	91	.879
	{ Gunson.....	St. Louis, Cleveland.....	58	192	56	21	13	282	.879
17	Murphy.....	Cincinnati.....	55	165	43	15	14	237	.877
18	Wilson.....	New York.....	29	101	21	7	11	140	.871
19	Farrell.....	Washington.....	83	310	152	48	21	531	.870
20	Schriver.....	Chicago.....	56	209	60	21	21	311	.865
21	Miller.....	Pittsburgh.....	40	141	48	17	13	219	.863
22	Kinslow.....	Brooklyn.....	75	268	92	33	25	418	.861
23	O'Connor.....	Cleveland.....	52	179	61	15	24	279	.860
24	Zimmer.....	Cleveland.....	55	175	66	16	27	284	.848
25	McQuire.....	Washington.....	47	165	46	29	12	252	.837
26	Clarke.....	Baltimore.....	36	132	40	21	16	209	.823
27	Kelly.....	New York.....	16	54	23	13	19	109	.706

PITCHERS' RECORD, IN ALPHABETICAL ORDER.

NAME.	CLUB.	Games played.		Runs scored.		Runs earned.		Per cent. of base hits off pitcher.		Bases given on balls.		Struck out.		Wild pitches.		Per cent. fielding chances acc't'd.
		Per cent.	games won't.	Av. per game.	Av. per game.	Per cent.	hits off pitcher.	Bases given on balls.	Struck out.	Wild pitches.						
Breitenstein.....	St. Louis.....	39	.512	4.39	2.00	.254	134	104	9	.884						
Baldwin.....	New York.....	36	.444	5.87	2.47	.261	124	85	13	.797						
Cuppy.....	Cleveland.....	23	.643	7.07	3.39	.307	66	38	1	.923						
Clarkson.....	Cleveland.....	34	.470	7.11	3.08	.300	100	61	15	.803						
Carsey.....	Philadelphia.....	35	.600	6.58	3.33	.303	121	44	12	.814						
Chamberlain.....	Cincinnati.....	26	.577	5.81	2.59	.251	104	54	10	.769						
Clarkson.....	St. Louis.....	20	.600	5.33	2.33	.269	66	37	11	.675						
Dwyer.....	Cincinnati.....	30	.566	6.35	3.35	.303	90	47	4	.944						
Esper.....	Washington.....	40	.300	7.57	2.95	.322	146	74	9	.861						
Ehret.....	Pittsburgh.....	36	.444	5.83	2.60	.283	111	67	11	.807						
German.....	New York.....	17	.588	6.16	1.72	.274	64	34	4	.833						
Gleason.....	St. Louis.....	44	.477	6.35	3.26	.294	165	81	12	.838						
Gumbert.....	Pittsburgh.....	18	.666	5.84	3.15	.311	66	44	2	.947						
Gastright.....	Pittsburgh, Boston.....	23	.652	7.52	4.00	.312	108	38	10	.797						
Hawley.....	St. Louis.....	25	.240	7.48	2.92	.279	99	67	9	.714						
Hutchison.....	Chicago.....	40	.400	6.66	2.79	.300	141	66	10	.809						



## PITCHERS' RECORD.—Continued.

Haddock.....	Brooklyn.....	18	.444	7.94	3.81	.296	75	33	3	.812
Hemming.....	Louisville.....	39	.487	6.97	3.44	.306	155	81	6	.875
Hawke.....	Baltimore.....	27	.444	6.23	2.57	.270	97	70	15	.736
Killen.....	Pittsburgh.....	44	.772	4.86	2.13	.261	124	87	8	.815
Kennedy.....	Brooklyn.....	43	.604	5.38	2.33	.257	157	91	9	.878
Keefe.....	Philadelphia.....	19	.526	6.16	2.37	.291	63	47	4	.812
King.....	N. Y., Cincinnati.....	17	.470	7.00	3.69	.301	64	55	8	.770
Menefee.....	Louisville.....	15	.533	6.40	2.40	.291	41	30	4	.839
Maul.....	Washington.....	33	.303	7.64	3.38	.306	138	66	7	.826
Meakin.....	Washington.....	28	.357	6.57	3.18	.308	136	81	15	.752
Mullaue.....	Cincin'l, Baltimore.....	41	.463	6.62	2.88	.294	168	85	14	.850
Manck.....	Chicago.....	17	.412	6.27	2.55	.294	51	24	10	.648
McGill.....	Chicago.....	35	.514	6.28	2.11	.271	167	80	8	.777
McMahon.....	Baltimore.....	38	.605	5.86	2.48	.268	143	64	12	.741
McNabb.....	Baltimore.....	17	.470	6.70	2.94	.300	48	17	2	.854
Nichols.....	Boston.....	46	.717	4.76	2.15	.265	110	92	5	.917
Parrott.....	Chic., Cincinnati.....	20	.500	6.57	3.14	.315	71	39	5	.847
Rusie.....	New York.....	53	.622	4.94	1.87	.258	196	208	25	.796
Rhoades.....	Louisville.....	16	.312	9.66	5.11	.363	58	21	2	.828
Stratton.....	Louisville.....	38	.342	7.13	4.00	.349	99	40	8	.910
Stivetts.....	Boston.....	30	.633	6.46	3.20	.277	113	57	4	.894
Staley.....	Boston.....	31	.645	7.22	3.42	.313	69	58	11	.747
Stein.....	Brooklyn.....	33	.576	5.73	2.61	.256	88	83	6	.860
Sullivan.....	Cincinnati.....	22	.363	6.77	3.00	.288	79	36	5	.758
Terry.....	Pittsburgh.....	19	.684	6.30	2.55	.273	88	49	9	.800
Taylor.....	Philadelphia.....	17	.470	6.35	3.00	.270	67	30	2	.882
Weyhing.....	Philadelphia.....	40	.600	5.85	3.00	.297	139	100	11	.896
Young.....	Cleveland.....	48	.666	5.29	2.43	.276	100	100	16	.855

## BATTING AND FIELDING RECORD OF CLUB MEMBERS OF THE NATIONAL LEAGUE AND AMERICAN ASSO. OF PROFESSIONAL BASE BALL CLUBS.—1893.

Rank.	CLUB.	Games played.	Games won.	BATTING.						FIELDING.					
				Times at bat.	Av. runs scored per game.	Per cent. of first base hits.	Total bases.	Sacrifice hits.	Stolen bases.	Number put out.	Times assisting.	Fielding errors.	Passed balls and wild pitches.	Total chances.	Per cent. fielding chances acc't d.
1	Boston.....	131	86	4438	7.62	.304	1825	311	253	3474	1678	359	63	5574	.926
2	Pittsburgh..	131	81	4488	7.29	.320	1979	367	227	3472	1777	343	78	5670	.925
3	Cleveland..	129	73	4573	7.47	.318	1954	302	261	3208	1693	339	94	5334	.925
4	Philadelp'ia	133	72	4948	7.51	.313	2191	321	184	3535	1759	327	57	5678	.915
5	New York..	136	68	4618	6.86	.308	1998	272	426	3631	1822	383	134	5970	.913
6	{ Cincinnati	131	65	4311	5.57	.269	1530	235	243	3425	1630	295	66	5419	.933
	{ Brooklyn..	130	65	4347	6.01	.281	1724	285	300	3415	1669	407	66	5557	.915
	Baltimore..	130	60	4510	6.27	.283	1690	300	270	3361	1617	371	94	5443	.914
	Chicago...	129	56	4361	6.39	.296	1758	323	265	3229	1578	413	72	5292	.908
	St. Louis...	135	57	4662	5.49	.275	1658	220	258	3588	1651	382	95	5716	.916
	Louisville..	126	50	4452	6.19	.271	1631	335	218	3323	1707	324	62	5416	.927
	Washingt'n	130	40	4566	5.56	.275	1668	240	168	3414	1740	484	80	5718	.901

Tie games are included in number of games played.

Tie games—Boston, 2; Pittsburgh, 2; Cleveland, 1; Philadelphia, 4; New York, 4; Cincinnati, 3; Brooklyn, 2; Chicago, 1; St. Louis, 3; Louisville, 1; Washington, 1.



EASTERN LEAGUE AVERAGES.

OFFICIAL FIGURES FOR INDIVIDUAL AND CLUB BATTING AND FIELDING FOR 1893.

Below will be found the official batting and fielding average of the Eastern League clubs and players for the season of 1893 as furnished by President P. T. Powers:

INDIVIDUAL BATTING AVERAGES.

Rank.	NAME.	CLUB.	Games.	At Bat.	Runs.	1st Base.	S. H.	S. B.	Per cent.
1	Drauby .....	Buffalo.....	105	44	114	157	16	10	.379
2	Gilbert.....	Springfield .....	99	415	121	157	24	42	.378
3	Knight .....	Binghamton.....	95	442	107	166	13	28	.375
4	Bonner.....	Wilkesbarre.....	91	402	93	148	16	22	.368
5	Shea.....	Binghamton.....	65	280	62	103	7	10	.367
6	Lachance.....	Wilkesbarre.....	72	319	77	114	4	20	.357
7	Bottemes.....	Springfield.....	103	415	141	145	21	31	.349
8	{ Rowe.....	Buffalo.....	110	461	113	161	41	18	.349
	{ Stearns.....	Buffalo.....	113	458	114	160	29	13	.349
8	{ Wolf.....	Buffalo.....	113	462	95	161	21	18	.348
	{ Griffin.....	Buffalo.....	82	324	78	113	8	11	.348
	{ Lyons.....	Providence.....	50	210	44	73	5	27	.347
9	{ Peeples.....	Erie.....	21	69	17	24	1	5	.347
	{ Inks.....	Binghamton, Springfield.....	41	138	28	48	5	5	.347
	{ Polhemus.....	Wilkesbarre.....	17	72	21	25	3	7	.347
10	Lally.....	Erie.....	82	338	80	117	10	12	.346
11	Knowles.....	Albany.....	28	113	25	39	9	4	.345
12	Simon.....	Troy.....	114	472	106	162	37	39	.343
	{ Lynch.....	Springfield.....	95	397	116	136	34	60	.342
13	{ Schellerman.....	Buffalo.....	10	35	10	12	1	2	.342
	{ Carey.....	Binghamton.....	17	70	12	24	1	2	.342
14	G. Smith.....	Binghamton.....	98	398	117	135	16	39	.339
15	Bradley.....	Springfield.....	28	124	25	42	6	5	.338
16	{ Friel.....	Providence.....	109	457	104	155	16	47	.336
	{ Phillips.....	Troy.....	76	312	51	05	22	13	.336
17	Wood.....	Wilkesbarre.....	38	167	34	56	6	4	.335
18	Shearon.....	Erie.....	104	425	95	142	16	43	.334
	{ Whistler.....	Albany.....	38	153	41	51	7	6	.333
19	{ Daily.....	Buffalo.....	111	480	127	160	15	18	.333
	{ Donnelly.....	Troy.....	101	395	86	132	33	38	.333
	{ Eagan.....	Albany.....	115	457	140	152	19	75	.332
20	{ Ryan.....	Springfield.....	96	362	79	119	15	7	.328
	{ Stalz.....	Wilkesbarre.....	63	250	51	82	11	24	.328
21	E. Daley.....	Buffalo.....	27	110	28	36	6	5	.327
22	Visner.....	Albany.....	109	458	109	149	40	26	.326
23	Dooley.....	Troy.....	20	71	14	23	3	1	.325
24	Lehane.....	Springfield.....	103	444	87	144	26	10	.324
25	{ Dowse.....	Buffalo, Wilkesbarre.....	62	235	42	76	8	13	.323
	{ Wilson.....	Albany.....	66	263	54	85	8	6	.323
26	Campion.....	Providence.....	49	177	45	57	7	32	.322
27	Deady.....	Providence, Binghamton.....	61	271	61	87	5	30	.321
28	Rogers.....	Providence.....	58	247	42	79	3	19	.319
29	{ Barnett.....	Binghamton.....	40	131	29	43	8	3	.318
	{ Scheffer.....	Troy.....	113	458	138	146	19	44	.318

## INDIVIDUAL BATTING AVERAGES.—Continued.

Rank.	NAME.	CLUB.	Games.	At Bat.	Runs.	1st Base.	S. H.	S. B.	Per cent.
30	Slattery.....	Wilkes'be, Provid'e, Bingham't'n	90	371	91	117	14	25	.317
31	Coughlin.....	Springfield.....	30	120	18	38	4	4	.316
32	Swartwood.....	Providence.....	39	140	40	44	11	18	.314
33	{ Sales.....	Wilkesbarre.....	102	411	79	129	14	23	.313
	{ Schiebeck.....	Erie.....	101	418	120	131	11	39	.313
34	{ Johnson.....	Troy.....	113	448	96	140	19	14	.312
	{ Boyd.....	Buffalo.....	39	144	31	45	4	7	.312
35	{ Campfield.....	Binghamton, Wilkesbarre.....	33	129	24	40	5	5	.310
	{ Seery.....	Springfield.....	103	415	134	129	30	39	.310
36	Weckbecker.....	Albany.....	11	42	2	13			.309
37	Pickett.....	Troy.....	100	418	93	129	21	22	.308
38	{ Breckenridge.....	Troy, Wilkesbarre.....	105	375	95	115	12	14	.306
	{ Hanrahan.....	Albany.....	111	453	96	139	25	16	.306
	{ Miller.....	Troy, Springfield.....	21	63	11	19	4	2	.306
39	Nicholson.....	Erie.....	104	399	93	122	15	70	.305
40	{ Morelock.....	Albany, Troy, Buffalo.....	20	69	14	21	5	8	.304
	{ Hess.....	Albany.....	95	368	65	111	15	6	.301
41	{ Lake.....	Wilkesbarre.....	97	375	90	103	18	27	.301
	{ Willis.....	Albany.....	31	136	29	41	8	3	.301
42	Urquhart.....	Buffalo.....	70	264	51	80	12	9	.299
43	Leahy.....	Springfield.....	34	134	29	40	7	24	.298
44	{ Minnelian.....	Albany.....	87	359	75	106	18	4	.295
	{ Kennedy.....	Albany.....	21	85	13	25	2	3	.294
45	{ Keeler.....	Binghamton.....	15	68	9	20	5	3	.294
	{ Gruber.....	Troy.....	50	150	29	44	13	0	.293
47	Knox.....	Albany.....	99	367	89	107	9	24	.291
48	Campau.....	Wilkesbarre.....	18	84	15	24	6	3	.290
49	{ Irwin.....	Wilkesbarre.....	62	253	48	73	14	9	.288
	{ Burns.....	Springfield.....	68	268	60	77	12	6	.287
50	{ Payne.....	Albany.....	64	247	35	71	12	1	.287
	{ Collins.....	Buffalo.....	76	297	49	85	17	10	.286
51	{ Kuehne.....	Erie.....	90	370	59	106	17	11	.286
	{ Stockdale.....	Wilkesbarre.....	15	49	9	14	2	5	.286
52	Wheelock.....	Wilkesbarre.....	26	105	16	30	8	9	.285
53	Bassett.....	Providence.....	96	380	73	108	20	27	.284
54	Stanhope.....	Binghamton.....	35	159	30	45	6	8	.283
55	Van Dyke.....	Erie.....	98	396	94	110	16	40	.278
56	Goodall.....	Wilkesbarre.....	38	119	16	33	8	4	.277
57	Cahill.....	Troy.....	98	419	78	116	29	29	.276
58	{ Pettit.....	Providence.....	103	421	85	116	21	43	.275
	{ Fields.....	Erie.....	104	395	77	108	30	13	.273
59	{ Shannon.....	Springfield.....	103	421	126	115	30	48	.273
	{ Hornung.....	Providence.....	53	216	55	59	12	19	.273
60	Mays.....	Erie.....	43	148	28	40	6	4	.270
61	Briggs.....	Binghamton.....	73	289	62	78	15	4	.269
62	Maguire.....	Erie.....	11	41	10	11	2	3	.268
63	{ Jud Smith.....	Binghamton, Wilkesbarre.....	18	75	17	20	1	6	.266
	{ Kappel.....	Albany.....	10	38	13	10	0	3	.266
64	{ G. Henry.....	Wilkesbarre.....	74	298	51	79	7	35	.265
	{ Lang.....	Binghamton.....	93	339	100	90	10	35	.265
65	Berger.....	Erie.....	78	288	49	75	12	11	.260
66	{ Whalen.....	Providence.....	14	55	7	14	3	6	.254
	{ Ruckel.....	Binghamton, Wilkesbarre.....	16	59	6	15	2	3	.254

INDIVIDUAL BATTING AVERAGES.—Continued.

Rank.	NAME	CLUB.	Games.	At Bat.	Runs.	1st Base.	S. H.	S. B.	Per cent.
67	Devlin.....	Troy.....	41	138	13	35	0	13	.253
68	{ Bausewine.....	Albany.....	30	107	16	27	3	2	.252
	{ Clark.....	Erie.....	50	170	26	43	7	5	.252
69	McLaughlin.....	Wilkesbarre.....	46	164	27	41	6	5	.250
70	Shinnick.....	Wilkesbarre.....	63	241	46	60	15	20	.249
71	D. Sullivan.....	Providence.....	17	45	4	11	4	2	.244
72	Messitt.....	Albany.....	25	78	19	19	4	13	.243
73	{ Hoover.....	Albany.....	23	91	11	22	3	1	.241
	{ McKeough.....	Providence.....	107	360	55	87	18	23	.241
74	Heine.....	Bingh't'n, Buffalo, Providence	96	354	62	85	31	41	.240
75	Cooney.....	Providence.....	86	355	57	84	33	36	.236
76	Fricken.....	Wilkesbarre, Troy, Albany...	27	85	8	20	5	4	.235
77	Callihan.....	Albany.....	48	158	25	37	10	7	.234
78	Barr.....	Buffalo, Providence.....	35	121	18	28	4	0	.231
79	Zinran.....	Erie.....	20	70	8	16	2	1	.228
80	Sweeney.....	Binghamton.....	57	149	22	55	5	1	.220
81	Fisher.....	Buffalo.....	37	132	18	29	8	1	.219
82	Sigsby.....	Troy.....	11	33	6	7	0	3	.212
83	Nicol.....	Erie.....	25	85	9	18	4	4	.211
84	Madden.....	Providence.....	25	69	14	14	4	5	.202
85	Murphy.....	Troy.....	64	221	24	44	10	8	.199
86	Conley.....	Binghamton.....	91	350	59	67	16	8	.191
87	Fournier.....	Albany, Buffalo, Troy.....	23	87	11	16	2	0	.184
88	Cross.....	Buffalo, Troy.....	38	127	25	23	7	24	.181
89	Rudderham.....	Providence.....	26	78	10	14	3	3	.179
90	J. Sullivan.....	Providence.....	59	195	22	34	8	7	.174
91	Fitzgerald.....	Wilkesbarre, Providence.....	18	53	11	9	3	4	.169

FIRST BASE AVERAGES.

Rank.	NAME.	CLUB.	Games.	Put Outs.	Assists.	Errors.	Per cent.
1	Kennedy.....	Albany.....	21	198	2	3	.985
2	Hess.....	Albany.....	16	169	4	3	.983
3	{ Conly.....	Binghamton.....	91	976	18	18	.982
	{ Wilson.....	Albany.....	16	166	1	3	.982
5	{ Irwin.....	Wilkesbarre.....	61	695	44	16	.979
	{ Rogers.....	Providence.....	58	569	17	12	.979
7	Breckenridge.....	Troy, Wilkesbarre.....	105	1055	39	24	.978
8	Whistler.....	Albany.....	38	396	17	11	.976
9	Dooley.....	Troy.....	20	191	6	5	.975
10	{ Champion.....	Providence.....	49	526	24	15	.973
	{ Fields.....	Erie.....	104	1093	67	31	.973
12	Stearns.....	Buffalo.....	111	1077	42	36	.968
13	Lehane.....	Springfield.....	103	935	35	33	.966

## SECOND BASE AVERAGES.

Rank.	NAME.	CLUB.	Games.	Put Outs.	Assists.	Errors.	Per cent.
1	Nicholson.....	Erie.....	104	297	342	36	.946
2	Pickett.....	Troy.....	100	305	268	36	.940
3	Eagan.....	Albany.....	115	327	328	45	.935
4	Burns.....	Springfield.....	68	194	179	27	.932
5	Wheclock.....	Wilkesbarre.....	26	72	75	11	.929
6	Rowe.....	Buffalo.....	110	318	315	44	.920
7	Pettit.....	Providence.....	103	238	279	46	.918
8	Smith.....	Binghamton.....	98	211	287	52	.905
9	Shinnick.....	Wilkesbarre.....	63	201	186	44	.898
10	Bradley.....	Springfield.....	28	40	66	14	.883
11	Staltz.....	Wilkesbarre.....	11	18	31	7	.875

## THIRD BASE AVERAGES.

1	Briggs.....	Binghamton.....	13	30	23	5	.913
2	Shea.....	Binghamton.....	65	87	154	29	.892
3	Bassett.....	Providence.....	96	158	248	48	.890
4	Minnehan.....	Albany.....	80	119	168	39	.880
5	{ Donnelly.....	Troy.....	101	166	265	63	.870
	{ Kappel.....	Albany.....	10	39	15	8	.870
7	Sales.....	Wilkesbarre.....	102	124	267	59	.869
8	Kuehne.....	Erie.....	90	92	205	47	.863
9	Drauby.....	Buffalo.....	101	152	228	62	.859
10	Keeler.....	Binghamton.....	15	29	38	11	.858
11	Gilbert.....	Springfield.....	99	141	245	69	.848
12	Maguire.....	Erie.....	11	16	32	9	.842
13	Knowles.....	Albany.....	26	34	55	20	.816

## SHORT STOP AVERAGES.

1	Coony.....	Providence.....	86	150	300	43	.912
2	Cross.....	Troy and Buffalo.....	38	97	130	24	.896
3	Lang.....	Binghamton.....	93	204	355	68	.891
4	Bonner.....	Wilkesbarre.....	91	227	302	75	.875
5	Heine.....	Providence.....	17	28	54	13	.863
6	Shannon.....	Springfield.....	103	191	326	84	.860
7	Scheibeck.....	Erie.....	101	217	389	99	.859
8	Collins.....	Buffalo.....	71	131	249	65	.853
9	Hanrahan.....	Albany.....	111	184	386	99	.852
10	Phillips.....	Troy.....	76	136	155	57	.836
11	E. Daley.....	Buffalo.....	27	33	74	25	.810

## FIELDERS' AVERAGES.

1	Dowse.....	Wilkesbarre and Buffalo.....	21	35	4	0	1.000
2	Campau.....	Wilkesbarre.....	18	45	4	2	.960
3	Wolfe.....	Buffalo.....	110	196	24	12	.948
4	Messitt.....	Albany.....	20	45	3	3	.941
5	Simon.....	Troy.....	114	284	18	19	.940
6	Knox.....	Albany.....	97	205	43	19	.928
7	{ Van Dyke.....	Erie.....	98	167	20	15	.925
	{ Hess.....	Albany.....	13	33	4	3	.925
8	Visner.....	Albany.....	109	229	29	21	.924
9	Griffin.....	Buffalo.....	81	197	7	17	.923

FIELDING AVERAGES.—Continued.

Rank.	NAME.	CLUB.	Games.	Put Outs.	Assists.	Errors.	Per cent.
10	Lynch .....	Springfield .....	83	175	30	19	.915
11	Friel .....	Providence .....	100	215	15	22	.912
12	Knight .....	Binghamton .....	95	175	16	19	.909
13	{ Scheffler .....	Troy .....	111	162	35	20	.907
	{ Bottenus .....	Springfield .....	103	236	19	26	.907
15	Willis .....	Albany .....	30	57	1	6	.906
16	Daily .....	Buffalo .....	111	250	20	28	.905
17	Urquhart .....	Buffalo .....	12	18	1	2	.904
18	Heine .....	Providence, B'gh't'n & Buffalo	59	97	15	12	.903
19	Henry .....	Wilkesbarre .....	74	142	16	18	.897
20	{ Lachance .....	Wilkesbarre .....	46	95	9	12	.896
	{ Leahy .....	Springfield .....	16	26	0	3	.896
22	Wood .....	Wilkesbarre .....	38	48	3	6	.894
23	Lally .....	Frie .....	82	172	11	22	.892
24	{ Slattery .....	Wilkesbarre and Binghamton	90	149	5	19	.890
	{ Hornung .....	Providence .....	50	108	14	15	.890
26	Shearon .....	Erie .....	104	159	17	22	.888
27	Seery .....	Springfield .....	103	226	24	33	.883
28	Hoover .....	Albany .....	23	37	0	5	.880
29	Lyons .....	Providence .....	50	141	12	21	.879
30	Johnson .....	Troy .....	113	248	25	27	.876
31	Swartwood .....	Providence .....	39	74	9	13	.864
32	Staltz .....	Wilkesbarre .....	53	116	7	20	.862
33	Polhemus .....	Wilkesbarre .....	17	23	1	4	.857
34	Lake .....	Wilkesbarre .....	15	21	3	5	.810
35	Deady .....	Providence and Wilkesbarre.	64	89	11	22	.805
36	Stanhope .....	Binghamton .....	35	40	14	16	.771

CATCHERS' AVERAGES.

Rank.	NAME.	CLUB.	Games.	Put Outs.	Assists.	Errors.	P. B.	Per cent.
1	Wilson .....	Albany .....	50	197	40	6	11	.975
2	Cahill .....	Troy .....	93	275	144	14	15	.965
3	Hess .....	Albany .....	63	225	35	11	14	.959
4	Ryan .....	Springfield .....	91	401	104	27	19	.956
5	McKeough .....	Providence .....	101	487	101	23	21	.955
6	{ Lake .....	Wilkesbarre .....	78	317	78	22	19	.947
	{ Peeples .....	Erie .....	21	102	25	7	4	.947
8	Urquhart .....	Buffalo .....	47	202	61	15	15	.946
9	{ Sweeney .....	Binghamton .....	50	180	48	14	13	.942
	{ Briggs .....	Binghamton .....	51	206	57	16	19	.942
11	Berger .....	Erie .....	73	263	54	21	19	.938
12	Boyd .....	Buffalo .....	39	139	40	13	7	.932
13	Leahy .....	Springfield .....	18	64	8	5	6	.922
14	Lachance .....	Wilkesbarre .....	18	89	19	10	6	.915
15	Murphy .....	Troy .....	35	110	27	13	3	.913
16	Dowse .....	Wilkesbarre and Buffalo .....	39	159	42	21	9	.906
17	Zinran .....	Erie .....	13	31	13	6	2	.880

(The pitchers' tables are incomplete, as there is no record showing the victories and defeats pitched in by each pitcher.)

## PITCHERS' FIELDING AVERAGES.

Rank.	NAME.	CLUB.	Games.	Put Outs.	Assists.	Errors.	Per cent.
1	Coughlin.....	Springfield.....	30	12	49	1	.983
2	Duryea.....	Binghamton.....	14	0	47	1	.979
3	Nicol.....	Erie.....	25	15	54	3	.958
4	Barnett.....	Binghamton.....	39	7	100	7	.938
5	Sigsbee.....	Troy.....	11	3	12	1	.937
6	Calihan.....	Albany.....	47	36	108	11	.929
7	Miller.....	Springfield and Troy.....	21	7	45	4	.928
8	Gruber.....	Troy.....	45	10	92	8	.927
9	J. Sullivan.....	Providence.....	47	10	104	9	.926
10	Payne.....	Albany.....	49	30	82	9	.925
11	Carey.....	Binghamton.....	17	7	38	4	.918
12	Mays.....	Erie.....	16	8	36	4	.916
13	{ Barr.....	Buffalo and Providence.....	35	9	67	8	.912
	{ Fisher.....	Buffalo.....	37	14	59	7	.912
15	{ Goodall.....	Wilkesbarre.....	29	10	30	4	.909
	{ Bausewein.....	Albany.....	26	9	41	5	.909
17	McLaughlin.....	Wilkesbarre.....	46	8	86	10	.903
18	Clark.....	Erie.....	47	37	83	13	.902
19	Devlin.....	Troy.....	41	13	79	10	.901
20	Inks.....	Springfield and Binghamton.....	41	6	47	6	.898
21	Rudderham.....	Providence.....	25	3	50	6	.896
22	Fricken.....	Troy, Albany and Wilkesbarre.....	26	6	28	4	.894
23	Campfield.....	Binghamton and Wilkesbarre.....	33	18	49	8	.893
24	Fitzgerald.....	Wilkesbarre and Providence.....	18	10	23	4	.891
25	Fournier.....	Buffalo, Albany and Binghamton.....	23	14	43	7	.890
26	D. Sullivan.....	Providence.....	15	4	20	3	.888
27	Ruckel.....	Binghamton and Wilkesbarre.....	15	2	34	5	.878
28	Madden.....	Providence.....	24	13	31	7	.862
29	Stocksdale.....	Wilkesbarre.....	15	15	22	6	.860

NOTE.—The preceding is the pitcher's fielding averages, but it was impossible to make a table showing the pitchers' effectiveness, as the score sheets were not properly made out in games where two or more pitchers played, there being no record of times at bat, earned runs, and base hits made off each pitcher.

## CLUB BATTING AVERAGES.

Rank.	CLUB.	Games.	At Bat.	Runs.	1st Base.	Per cent.
1	Buffalo.....	114	4082	930	1326	.324
2	Springfield.....	103	3810	989	1185	.311
3	Wilkesbarre.....	104	3774	763	1155	.306
4	Albany.....	117	4123	891	1246	.301
5	Binghamton.....	101	3853	840	1157	.300
6	Troy.....	117	4055	846	1214	.299
7	Erie.....	104	3768	789	1078	.286
8	Providence.....	112	3925	647	1087	.276



CLUB FIELDING AVERAGES.

Rank.	CLUB.	Games.	Put Outs.	Assists.	Errors.	Per cent.
1	Troy.....	117	2962	1364	340	.927
2	{ Providence.....	112	2949	1391	363	.923
	{ Albany.....	117	3015	1352	372	.923
4	Erie.....	104	2731	1414	350	.922
5	Binghamton.....	101	2664	1288	355	.917
6	Wilkesbarre.....	104	2656	1360	367	.916
7	Springfield.....	103	2702	1242	365	.915
8	Buffalo.....	114	3007	1451	415	.914

For the first time in the history of the organization, the Eastern League of professional base ball clubs held its annual Spring meeting in New York. President Patrick C. Powers occupied the chair, delegates representing Albany, Binghamton, Buffalo, Troy, Providence, Wilkesbarre, Springfield and Syracuse being present. The first business was the consideration of the League's circuit committee report. The committee stated that they had investigated the affairs at both Albany and Syracuse, and reported in favor of Syracuse in place of Albany retired. At the afternoon session the Spalding ball was officially adopted, and the umpire question was considered. After discussion an amendment was carried which will, in the future, allow an umpire to fine a player not more than twice—\$5 for the first and \$10 for the second offense, and for any further abuse expulsion from the game.

THE NEW ENGLAND LEAGUE'S AVERAGES.

The following are the official tables sent in by President T. Murnane:

BATTING RECORDS—1893.

Rank.	NAME.	CLUB.	Games.	At Bat.	Runs.	Base Hits.	Per cent.
1	Pennell.....	Lewiston.....	38	155	38	64	.413
2	Mains.....	Portland.....	86	373	80	139	.373
3	A. Lezotte.....	Lewiston.....	92	403	100	144	.357
4	Rogers.....	Portland.....	48	226	49	79	.354
5	Sheehan.....	Lewiston.....	90	399	114	137	.343
6	Smith.....	Portland.....	89	396	98	133	.336
7	Cotter.....	Brockton.....	74	331	68	110	.335
8	{ Deady.....	Portland.....	43	204	53	68	.333
	{ Harrington.....	Fall River.....	86	384	111	128	.333
10	Mahoney.....	Portland.....	50	203	37	67	.330
11	Hanivan.....	Dover.....	42	177	36	58	.328

## BATTING RECORDS.—Continued.

Rank.	NAME.	CLUB.	Games.		Runs.	Base Hits.	Per cent.
			At Bat.				
12	Ladd .....	Fall River .....	87	349	83	114	.327
13	{ Clark .....	Brockton .....	75	324	70	105	.324
	{ Ryan .....	Brockton .....	65	262	56	86	.324
	{ Whitney .....	Boston Reds .....	58	210	47	68	.324
	{ Wheeler .....	Lewiston .....	39	148	36	48	.324
17	Hickey .....	Brockton .....	24	99	20	32	.323
18	Spill .....	Lewiston .....	92	381	99	122	.320
19	Farrell .....	Boston Reds .....	54	232	43	73	.319
20	{ Burns .....	Portland .....	89	382	92	121	.317
	{ Flanagan .....	Dover .....	57	227	46	72	.317
	{ Viau .....	Fall River .....	36	101	35	32	.317
23	{ Fitzgerald .....	Brockton .....	75	306	81	96	.314
	{ Guinasso .....	Boston Reds .....	69	258	55	81	.314
25	{ Nulton .....	Brockton .....	37	151	25	47	.311
	{ Fitzmaurice .....	Brockton .....	17	74	13	23	.311
27	Burrell .....	Fall River .....	89	389	91	120	.308
28	Clymer .....	Portland .....	87	368	89	113	.307
29	Klobedanz .....	Portland, Dover .....	49	173	37	53	.306
30	D. Burke .....	Brockton .....	74	306	45	93	.304
31	Leighton .....	Lewiston .....	90	376	100	113	.301
32	Doe .....	Brockton .....	56	222	40	66	.297
33	Garry .....	Dover .....	74	319	65	94	.295
34	{ Brady .....	Fall River .....	89	368	95	108	.294
	{ Corbett .....	Brockton .....	35	132	11	39	.294
36	Cook .....	Dover .....	61	250	47	73	.292
37	McCauley .....	Boston Reds .....	62	240	47	70	.290
38	{ O'Neil .....	Fall River .....	31	116	20	33	.284
	{ Ward .....	Brockton, Boston Reds .....	24	81	10	23	.284
40	J. Lezotte .....	Lewiston .....	88	344	76	97	.282
41	Slater .....	Dover, Portland .....	59	252	66	70	.278
42	{ T. O'Brien .....	Boston Reds .....	75	296	56	82	.277
	{ W. Burke .....	Portland .....	59	260	46	72	.277
44	Sullivan .....	Dover, Boston Reds .....	48	186	33	50	.269
45	Mercer .....	Dover .....	38	114	25	31	.272
46	{ Reilly .....	Fall River, Dover .....	85	330	70	89	.270
	{ Fennelly .....	Fall River .....	90	364	95	99	.270
48	Flack .....	Boston Reds .....	83	341	51	91	.267
49	Van Alstine .....	Fall River .....	86	328	56	86	.262
50	T. Hart .....	Lewiston .....	90	351	63	91	.259
51	Cudworth .....	Boston Reds .....	17	66	7	17	.258
52	McCormack .....	Lewiston .....	91	378	76	95	.251
53	T. McDermott .....	Fall River .....	90	391	93	97	.248
54	{ Morelock .....	Dover, Portland .....	54	209	42	51	.244
	{ J. Burke .....	Boston Reds .....	20	90	15	22	.244
56	Meagher .....	Boston Reds .....	82	311	51	75	.241
57	{ Platt .....	Portland .....	41	168	25	40	.238
	{ Doyle .....	Dover .....	20	84	12	20	.238
	{ H. Hart .....	Fall River, Boston Reds .....	41	164	25	39	.238
60	{ Donahue .....	Dover .....	65	259	30	61	.236
	{ Morse .....	Dover .....	39	140	26	33	.236
62	Kirmes .....	Brockton .....	67	251	42	59	.235
63	Zimmer .....	Fall River .....	39	150	23	35	.233
64	J. O'Brien .....	Brockton .....	15	57	2	13	.228

BATTING RECORDS.—*Continued.*

Rank.	NAME.	CLUB.	Games.	At Bat.	Runs.	Base Hits	Per cent.
65	O'Connell.....	Dover.....	80	312	45	70	.224
66	Dilworth.....	Portland.....	22	81	10	17	.210
67	Bradley.....	Dover.....	23	98	19	20	.207
68	Lincoln.....	Fall River.....	31	113	17	23	.204
69	Moore.....	Dover, Portland.....	83	313	46	63	.201
70	Rudderham.....	Boston Reds.....	25	77	9	15	.195
71	F. O'Brien.....	Dover.....	23	99	15	19	.192
72	Welch.....	Lewiston.....	21	75	16	14	.187
73	Dunning.....	Brockton.....	16	60	13	11	.183
74	Ferson.....	Lewiston.....	20	66	11	12	.182
75	Kiley.....	Brockton, Boston Reds.....	51	152	23	26	.171
76	Long.....	Brockton.....	25	98	13	16	.163

FIELDING RECORDS—1893.

FIRST BASEMEN.

Rank.	NAME	CLUB.	Games.	Put Outs.	Assists.	Errors.	Per cent.
1	T. O'Brien.....	Boston Reds.....	74	746	21	9	.988
2	Flanigan.....	Dover.....	57	531	23	18	.970
3	J. Lezotte.....	Lewiston.....	88	788	34	30	.965
4	Rogers.....	Portland.....	48	459	24	19	.962
5	Slater.....	Dover, Portland.....	59	558	22	25	.959
6	Cotter.....	Brockton.....	74	867	25	41	.956
7	Harrington.....	Fall River.....	86	856	27	43	.954

SECOND BASEMEN.

1	{ T. McDermott.....	Fall River.....	90	302	270	48	.923
	{ Meagher.....	Boston Reds.....	82	243	241	52	.903
2	Moore.....	Lewiston.....	51	143	134	25	.917
3	Corbett.....	Brockton.....	35	110	126	25	.904
5	Morelock.....	Dover.....	31	58	22	10	.870
6	Smith.....	Portland.....	89	225	180	67	.858

THIRD BASEMEN.

1	Van Alstine.....	Fall River.....	86	134	216	44	.888
2	Whitney.....	Boston Reds.....	58	96	147	31	.887
3	Doyle.....	Dover.....	20	28	39	9	.882
4	Burns.....	Portland.....	89	129	200	53	.861
5	McCormack.....	Lewiston.....	91	137	223	66	.845
6	Kirmes.....	Brockton.....	67	87	145	46	.835

## SHORT STOPS.

Rank.	NAME.	CLUB	Games.	Put Outs.	Assists	Errors.	Per cent.
1	{ Clymer.....	Portland.....	87	251	267	48	.915
	{ Nulton.....	Brockton.....	37	62	131	18	.915
3	Spill.....	Lewiston.....	92	151	347	67	.881
4	Bradley.....	Dover.....	23	35	61	12	.889
5	Fennelly.....	Fall River.....	90	122	328	80	.849
6	H. Hart.....	Boston Reds.....	18	28	57	16	.842
7	Hanivan.....	Dover.....	42	62	82	28	.837
8	Farrell.....	Boston Reds.....	54	79	93	35	.831
9	Moore.....	Portland.....	32	57	87	34	.809
10	Hickey.....	Dover.....	24	42	85	30	.803

## FIELDERS.

1	Cudworth.....	Boston Reds.....	17	58	2	3	.952
2	Brady.....	Fall River.....	89	147	23	10	.944
3	Morelock.....	Portland.....	23	38	3	3	.932
4	Leighton.....	Lewiston.....	90	218	20	21	.913
5	Sheehan.....	Lewiston.....	90	182	15	19	.912
6	Ward.....	Boston Reds.....	18	9	9	2	.900
7	Ladd.....	Fall River.....	87	141	20	18	.899
8	Garry.....	Dover.....	74	158	17	23	.893
9	Flack.....	Boston Reds.....	82	157	56	29	.880
10	Burke.....	Portland.....	59	110	8	18	.868
11	A. Lezotte.....	Lewiston.....	92	108	16	19	.867
12	Reilly.....	Fall River.....	31	36	9	7	.865
13	Deady.....	Portland.....	43	80	6	15	.851
14	{ Cook.....	Dover.....	61	98	12	23	.827
	{ H. Hart.....	Fall River.....	23	37	6	9	.827
16	Fitzgerald.....	Brockton.....	75	72	11	24	.776
17	J. O'Brien.....	Brockton.....	15	26	2	10	.737

## CATCHERS.

1	Donahue.....	Dover.....	65	358	86	22	.953
2	Mahoney.....	Portland.....	50	190	68	14	.949
3	{ T. Hart.....	Lewiston.....	90	398	79	27	.946
	{ Burreli.....	Fall River.....	89	428	62	28	.946
5	Platt.....	Portland.....	41	150	35	11	.944
6	D. Burke.....	Brockton.....	74	388	88	38	.925
7	McCauley.....	Boston Reds.....	62	298	55	34	.912
8	Zimmer.....	Fall River.....	39	94	6	10	.909
10	Reilly.....	Dover.....	54	85	102	28	.870
9	O'Connor.....	Boston Reds.....	31	86	25	14	.888
11	Fitzmaurice.....	Brockton.....	17	35	6	10	.810
12	Guinasso.....	Boston Reds.....	69	121	136	49	.840

## PITCHERS.

1	Welch.....	Lewiston.....	21	17	50	1	.985
2	Rudderham.....	Boston Reds.....	25	10	48	3	.961
3	Morse.....	Dover.....	39	34	87	8	.938
5	{ Ryan.....	Brockton.....	65	104	43	15	.907
	{ Dilworth.....	Portland.....	22	8	32	4	.909

Rank.	NAME.	CLUB.	Games.	Put Outs.	Assists.	Errors.	Per cent.
6	Wheeler.....	Lewiston.....	39	19	75	10	.904
7	Lincoln.....	Fall River.....	31	8	75	9	.902
8	Klobedanz.....	Portland, Dover.....	49	37	53	10	.900
9	Kiley.....	Brockton, Boston Reds.....	51	40	74	13	.896
10	O'Neill.....	Fall River.....	31	8	78	10	.896
11	} Viau.....	Fall River.....	36	14	62	9	.894
		} Ferson.....	Lewiston.....	20	9	33	5
13	Mercer.....	Dover.....	38	32	58	18	.874
14	Gray.....	Boston Reds.....	15	6	21	4	.871
15	Mains.....	Portland.....	86	145	62	17	.864
16	Doe.....	Brockton.....	56	76	62	24	.852
17	Dunning.....	Brockton.....	16	10	20	6	.833
18	Sullivan.....	Dover, Boston Reds.....	47	39	45	17	.831

The following pitchers took part in less than fifteen but not less than ten games:

1	Clare.....	Portland.....	10	6	18	1	.960
2	Madden.....	Portland.....	14	8	17	2	.926
3	Stevens.....	Lewiston.....	10	3	15	2	.900
4	Stafford.....	Lewiston.....	14	6	19	4	.862
5	Wilson.....	Boston Reds.....	12	3	4	3	.700

This is the correct method of record for the pitchers' averages, the earned run data being useless under the existing scoring rules:

PITCHERS' AVERAGES—1893.

Rank.	NAME.	CLUB.	Games.	Won.	Lost.	Per cent.
1	Lincoln.....	Fall River.....	29	22	7	.759
2	Ferson.....	Lewiston.....	20	14	6	.700
3	Mains.....	Portland.....	16	11	5	.688
4	Wheeler.....	Lewiston.....	31	20	11	.645
5	Viau.....	Fall River.....	25	16	9	.640
6	O'Neill.....	Dover, Fall River.....	29	17	12	.590
7	Mercer.....	Dover.....	27	15	12	.556
8	Doe.....	Brockton.....	22	11	11	.500
9	Morse.....	Dover.....	25	12	13	.480
10	Welch.....	Lewiston.....	20	9	11	.450
11	Dilworth.....	Portland.....	17	7	10	.412
12	Rudderham.....	Boston Reds.....	22	9	13	.409
13	Kiley.....	Brockton, Boston Reds.....	29	11	18	.380
14	Klobedanz.....	Portland, Dover.....	22	8	14	.364
15	Sullivan.....	Dover, Boston Reds.....	16	5	11	.312
16	Ryan.....	Lewiston, Brockton.....	17	5	12	.294
17	Stafford.....	Lewiston.....	12	7	5	.583
18	} Madden.....	Portland.....	9	5	4	.556
		} Stevens.....	Lewiston.....	9	5	4
20	Gray.....	Boston Reds.....	12	5	7	.417

## THE MONTHLY PERCENTAGE.

The progress made by each club each month of the campaign in the pennant race, as shown by the monthly percentage figures, makes up an interesting table, as the appended record shows:

MONTHLY PERCENTAGES.	April.	May.	June.	July.	August.	September.
Boston.....	.500	.571	.773	.690	.800	.571
Pittsburgh.....	.000	.720	.308	.769	.593	.826
Cleveland.....	1.000	.591	.556	.677	.467	.680
Philadelphia.....	.500	.560	.760	.556	.462	.458
New York.....	.500	.444	.500	.462	.731	.444
Cincinnati.....	.500	.462	.465	.500	.522	.600
Brooklyn.....	.500	.654	.667	.259	.500	.478
Baltimore.....	.333	.500	.455	.357	.556	.458
Chicago.....	.500	.364	.417	.464	.357	.636
St. Louis.....	.667	.458	.348	.571	.345	.406
Louisville.....	.333	.133	.304	.500	.500	.406
Washington.....	.667	.440	.458	.259	.192	.160
Difference in Percentage Points.....	.667	.581	.469	.510	.708	.666

It will be seen at a glance that the progress made by the *Boston* club from the start to the finish was steadily forward up to the middle of September, with one exception, and that was in July, when they fell off in their western trip of that month. The *Pittsburghs* alternated each month until the last, when they led all the clubs in their September percentage.

The *Clevelands* led off with a spurt, and doing well up to August, fell off badly in that month, but managed to be third in monthly percentage figures in the last month of the campaign. The *Phillies* started well and reached high percentage figures in June, and then fell off badly. *New York's* progress was up one month and down the next, just as they played at home in the east or abroad in the west, their best month's percentage being that of August and their poorest in May and September. *Cincinnati's* best monthly percentage was that they made in September, their lowest being that of June. *Brooklyn* went up like a rocket to July and that month they fell like the stick, their June percentage being .657 and that of July .259 only. *Baltimore* jumped from .357 in July to .556—their highest monthly percentage—in August, and then fell off in September. *Chicago* varied each month, just as they faced eastern or western teams, they doing nothing against their western



companions. They rallied in September and then reached their highest monthly percentage. *St. Louis* opened with a spurt, fell off badly, rallied in July, when they reached their best monthly percentage, .571, and ended with .406 only. *Louisville* struck a snag at the outset of the race and took the leather medal in May with the smallest monthly percentage figures of the season, .133. Then they improved and reached .500 in July, and ended even with *St. Louis* in September at .406 each. *Washington* opened quite promisingly; did well up to July with .458 for that month, and then they jumped right into last ditch figures, .160, in September. The greatest difference in monthly percentage figures between the leader and the tail ender occurred in August, when the *Bostons* led the month's percentage record with .800 and *Washington* with .192, a difference of 708 points. It will be seen that the pennant race of 1893 was a very uneven one.

THE SERIES RECORD OF 1893.

The appended table gives the series of games lost, won and tied in the pennant race of 1893, a series being won only when a majority of the scheduled games have been won after the twelve games have been played, drawn games not counting.

It will be seen that the *Boston* team won all but one series, viz., that with *Pittsburgh*; the champions did not lose a series because that with the *Pittsburghs* was unfinished.

SERIES RECORD. 1893.	Boston.		Pittsburgh.		Cleveland.		Philadelphia.		New York.		Brooklyn.		Cincinnati.		Baltimore.		Chicago.		St. Louis.		Louisville.		Washington.	
	W	L	W	L	W	L	W	L	W	L	W	L	W	L	W	L	W	L	W	L	W	L	W	L
Boston.....			4	6	7	5	8	4	8	4	8	4	6	6	10	2	8	3	10	2	10	2	7	5
Pittsburgh.....	6	4			3	9	5	7	8	4	4	8	9	3	11	1	9	3	9	3	8	4	9	2
Cleveland.....	5	7	9	3			3	9	6	6	7	5	5	6	4	8	8	4	9	3	6	3	11	1
Philadelphia.....	4	8	7	5	9	3			5	7	5	6	9	1	7	5	6	6	4	8	8	4	8	4
New York.....	4	8	4	8	6	6	7	5			6	6	6	6	8	4	5	7	8	4	7	5	7	5
Brooklyn.....	4	8	8	4	5	7	6	5	6	6			4	8	2	10	7	3	8	4	7	5	8	3
Cincinnati.....	6	6	3	9	6	5	1	9	6	6	8	4			8	4	7	5	7	9	6	6	7	4
Baltimore.....	2	10	1	11	8	4	5	7	4	8	10	2	4	8			5	7	9	3	5	5	7	5
Chicago.....	4	8	3	9	4	8	6	6	7	5	3	7	3	7	7	5			3	9	6	4	9	3
St. Louis.....	2	10	3	9	3	9	8	4	4	8	4	8	5	7	3	9	9	3			8	4	8	4
Louisville.....	2	10	4	8	3	6	4	8	5	7	5	7	6	6	5	5	4	6	4	8			8	4
Washington.....	5	7	2	9	1	11	4	8	5	7	3	8	4	8	5	7	3	9	4	8	4	8		

## SUMMARY.

	Boston.	Pittsburgh,	Cleveland,	Philadelphia,	New York,	Brooklyn,	Cincinnati,	Baltimore,	Chicago,	St. Louis,	Louisville,	Washington,
Series won.....	9	7	5	6	5	5	5	4	3	4	1	0
Series lost.....	0	3	3	3	3	4	2	6	6	7	6	11
Series tied.....	1	0	1	1	3	1	3	0	1	0	1	0
Series unfinished.....	2	1	2	1	0	3	3	1	3	0	3	2

**THE LEAGUE VICTORIES EACH SEASON FROM 1876  
TO 1893 INCLUSIVE.**

The appended record presents the respective scores of total victories won by each of the clubs belonging to the National League from the time of its organization in 1876 to the close of the eighteenth year of the League's career, in 1892:

YEAR.	CLUBS.												Totals.											
	Chicago.	Boston.	Providence.	Detroit.	Buffalo.	Cleveland.	New York.	Philadelphia.	St. Louis.	Cincinnati.	Troy.	Worcester.		Washington.	Indianapolis.	Hartford.	Louisville.	Pittsburgh.	Athletic.	Mutual.	Syracuse.	Milwaukee.	Kansas City.	Brooklyn.
1876..	52	39	..	..	..	..	..	45	9	..	..	..	..	..	47	30	..	14	21	..	..	..	..	257
1877..	18	31	..	..	..	..	..	..	..	..	..	..	..	..	..	..	..	..	..	..	..	..	..	120
1878..	30	41	38	..	..	..	..	..	..	..	..	..	..	24	..	..	..	..	..	..	..	..	..	185
1879..	44	49	55	..	44	24	..	..	..	..	..	..	..	..	..	..	..	..	..	..	..	..	..	288
1880..	67	40	52	..	24	47	..	..	..	..	..	..	..	..	..	..	..	..	..	..	..	..	..	332
1881..	56	38	47	41	45	36	..	..	..	..	..	..	..	..	..	..	..	..	..	..	..	..	..	334
1882..	55	45	52	42	45	42	..	..	..	..	..	..	..	..	..	..	..	..	..	..	..	..	..	334
1883..	59	63	58	40	52	55	46	1	..	..	..	..	..	..	..	..	..	..	..	..	..	..	..	390
1884..	62	73	84	28	64	35	62	39	..	..	..	..	..	..	..	..	..	..	..	..	..	..	..	447
1885..	87	46	53	41	38	..	85	56	38	..	..	..	..	..	..	..	..	..	..	..	..	..	..	444
1886..	90	56	..	87	56	..	75	71	43	..	..	..	..	..	..	..	..	..	..	..	..	..	..	448
1887..	71	61	..	79	..	..	68	75	..	..	..	..	..	..	..	..	..	..	..	..	..	29	..	521
1888..	77	70	..	68	..	..	84	69	..	..	..	..	..	..	..	..	..	..	..	..	..	..	..	541
1889..	63	83	..	..	..	61	83	63	..	..	..	..	..	..	..	..	..	..	..	..	..	..	..	518
1890..	83	76	..	..	..	..	44	63	78	..	..	..	..	..	..	..	..	..	..	..	..	..	86	530
1891..	82	87	..	..	..	65	71	68	..	..	..	..	..	..	..	..	..	..	..	..	..	..	61	545
1892..	70	102	..	..	..	93	71	87	56	82	..	..	..	..	..	..	..	..	..	..	..	..	95	903
1893..	56	86	..	..	..	73	68	72	57	65	..	..	..	..	..	..	..	..	..	..	..	..	65	773
Seas's Play'd	18	18	8	8	8	11	11	11	6	8	4	3	0	4	2	4	7	1	1	1	1	1	4	2

It will be seen that the Boston and Chicago clubs are the only two clubs which have taken part in all the League championship campaigns to date. Cleveland, New York

and Philadelphia each playing in eleven seasons; Providence, Troy and Buffalo each in eight; Pittsburgh in seven; St. Louis and Washington in six each; Troy and Indianapolis in four each; Louisville and Brooklyn in four each; Worcester in three; Hartford in two; and the Athletic, Mutual, Syracuse, Milwaukee and Kansas City in one each, making twenty-four clubs in all. In the new twelve-Club League of 1892 the only club which had not previously played in the League campaigns was the Baltimore.

The appended table shows the winning club of each year since professional ball playing was established under the auspices of the old National Association of Professional Ball Players in 1871, as also the manager of each championship club each year:

Year.	WINNING CLUB.	MANAGER.	Victories.	Defeats.	Games Played.
1871	Athletic, National Association....	Hayhurst.....	22	7	29
1872	Boston, " ".....	H. Wright.....	39	8	47
1873	Boston, " ".....	H. Wright.....	43	16	59
1874	Boston, " ".....	H. Wright.....	52	18	70
1875	Boston, " ".....	H. Wright.....	71	8	79
1876	Chicago, " League.....	A. G. Spalding....	52	14	66
1877	Boston, " ".....	H. Wright.....	31	17	48
1878	Boston, " ".....	H. Wright.....	41	19	60
1879	Providence, " ".....	G. Wright.....	55	23	78
1880	Chicago, " ".....	Anson.....	67	18	84
1881	Chicago, " ".....	Anson.....	56	28	84
1882	Chicago, " ".....	Anson.....	55	29	84
1883	Boston, " ".....	Morrill.....	63	35	98
1884	Providence, " ".....	Bancroft.....	84	28	112
1885	Chicago, " ".....	Anson.....	87	25	112
1886	Chicago, " ".....	Anson.....	90	34	124
1887	Detroit, " ".....	Watkins.....	79	45	124
1888	New York, " ".....	Mutrie.....	84	47	131
1889	New York, " ".....	Mutrie.....	83	43	136
1890	Brooklyn, " ".....	McGunnigle.....	86	43	129
1891	Boston, " ".....	Selee.....	93	42	135
1892	Boston, " ".....	Selee.....	102	76	178
1893	Boston, " ".....	Selee.....	86	43	129

It will be seen that Harry Wright is the veteran manager of the professional arena, as he was the manager of the Boston club from 1871 to 1882 inclusive, and of the Philadelphia club from 1884 to 1894. Anson is next in order.

**THE LEAGUE CHAMPION CLUBS,  
FROM 1876 TO 1893 INCLUSIVE.**

The list of League champions for the past eighteen years of League history, from the inauguration of the National League in 1876 to the close of the second year of the estab-

lishment of the reconstructed National League, shows that the Boston club has won the pennant six times; the Chicago club six times; the Providence club twice; the New York club twice and the Detroit and Brooklyn clubs once each; while the Pittsburgh, Cleveland, Philadelphia, Cincinnati, Baltimore, St. Louis, Louisville and Washington clubs of the League have yet to win the pennant. But these latter eight clubs each propose to be in the van of 1894. There is nothing like fighting it out on the persevering line if it takes all the summer. Here is the record of the champion clubs of the past eighteen years:

Year.	CLUBS.	Won.	Lost.	Per Cent.	Year.	CLUBS.	Won.	Lost.	Per Cent.
1876	Chicago.....	52	14	.788	1885	Chicago.....	87	25	.776
1877	Boston.....	31	17	.648	1886	Chicago.....	90	34	.725
1878	Boston.....	41	19	.707	1887	Detroit.....	79	45	.637
1879	Providence.....	55	23	.705	1888	New York.....	84	47	.641
1880	Chicago.....	67	17	.798	1889	New York.....	83	43	.649
1881	Chicago.....	56	28	.667	1890	Brooklyn.....	86	43	.667
1882	Chicago.....	55	29	.655	1891	Boston.....	87	51	.630
1883	Boston.....	63	35	.643	1892	Boston.....	102	48	.680
1884	Providence.....	84	28	.750	1893	Boston.....	86	43	.667

## EXTRA INNINGS GAMES.

The number of extra innings games played in the League arena in 1893 were 59, of which 31 were ten innings' games; 15 occupied eleven innings each, and 8 twelve innings. Single games of thirteen, fourteen and fifteen innings each also being played and two of seventeen innings. Here is the record in full:

CLUBS.	Innings.							Totals.
	10	11	12	13	14	15	17	
New York.....	4	4	0	0	0	0	1	9
Philadelphia.....	6	1	0	0	1	0	0	8
St. Louis.....	3	3	2	0	0	0	0	8
Cincinnati.....	1	1	1	1	0	1	1	6
Pittsburgh.....	6	0	0	0	0	0	0	6
Cleveland.....	3	1	1	0	0	0	0	5
Brooklyn.....	1	1	2	0	0	0	0	4
Washington.....	3	0	1	0	0	0	0	4
Baltimore.....	3	0	0	0	0	0	0	3
Boston.....	1	0	1	0	0	0	0	2
Chicago.....	0	2	0	0	0	0	0	2
Louisville.....	0	2	0	0	0	0	0	2
Totals.....	31	15	8	1	1	1	2	59

THE MANAGERS OF 1893.

The best company of managers that ever controlled the League clubs in a single season were the twelve of 1893. There was but one of the twelve who was not, to a more or less extent, handicapped by club official interference, and that one was Anson, he alone having entire control of his team. But only the minority were troubled by official orders to any special extent, the instance of the St. Louis club being the most prominent. Next to Anson, Ward and Hanlon had the smallest handicap in this respect, both having pretty much their own way. As for Boston, the team virtually managed itself, from all accounts, just as the old Metropolitans did in 1884 when they won the Association pennant. Anson, of course, led the kicking of the season, though he was less offensive in this respect than usual and not as bad as Ward, Tebeau and Comiskey; but the whole twelve kicked more or less, except the best of the crowd, the veteran Harry Wright, who "plays the umpire" better than any manager in the business, Ward being the very reverse, kicking being his weak point. Comiskey used to be quite down to Anson's mark in this deficiency in management and captaining; but he seems to have grown wiser within the past year. Nash kicked largely to hide strategic points of players' base running. Donovan did it because the "other fellows kicked," as did Foutz, and, in fact, the majority. Tebeau did it by instinct; Allen kicked against the wishes of Harry Wright, and to "please the boss," so it is said. Hanlon kicked more from habit, while Pfeffer did it from early teaching in the Ansonian school. Quinn kicked under orders from his boss, as an echo from the bench. O'Rourke knew better than to go into it deep, but he, too, indulged in the folly at times. By and by, in the coming times of a base ball millenium, "playing the umpire" will have become part and parcel of strategic skill in a captain's work. Here is the list of the nominal bosses of the field for 1893:

CLUB.	MANAGER.	CAPTAIN.	CAPTAIN'S POSITION.
Boston .....	Selee .....	Nash.....	Third base.
Pittsburgh.....	Buckenberger.	Donovan.....	Right field.
Cleveland .....	Tebeau .....	Tebeau .....	Third base.
Philadelphia .....	Harry Wright.	Allen.....	Short stop.
New York.....	Ward .....	Ward .....	Second base.
Cincinnati .....	Comiskey .....	Comiskey.....	First base.
Brooklyn .....	Foutz .....	Foutz .....	Left field.
Baltimore.....	Hanlon.....	Hanlon.....	On the bench.
Chicago.....	Anson .....	Anson .....	First base.
St. Louis.....	Watkins.....	Quinn.....	Second base.
Louisville.....	Barnie.....	Pfeffer.....	Second base.
Washington....	Wagner.....	O'Rourke.....	Left field.

## THE RECORD OF DRAWN GAMES.

The drawn games in the championship campaign of 1893 were few and far between, there being but a dozen in all, and six of them followed extra innings games; that between New York and Cincinnati at the latter city, June 26th, being the leading game, as it was finished with a score of 5 to 5 at the end of the 17th innings. Another good one was that at Cincinnati, September 13th, between the Phillies and the home team, marked by a score of 1 to 1 at the end of the 15th innings. Here is the record in full:

DATE.	CLUBS.	PITCHERS.	Run's.	Score
Sept. 13	Philadelphia vs. Cincinnati at Cinn.	Taylor.....Dwyer	15	1-1
Aug. 12	Philadelphia vs. New York at N. Y.	Weyhing.....Baldwin	7	3-3
July 25	Brooklyn vs. Philadelphia at Phila.	Haddock.....Vickery	5	4-4
Aug. 26	St. Louis vs. Washington at Wash..	A. Clarkson...Meekin	12	4-4
June 26	New York vs. Cincinnati at Cinn...	Rusie...Chamberlain	17	5-5
Aug. 25	Pittsburgh vs. New York at N. Y...	Killen.....German	10	5-5
Aug. 19	Pittsburgh vs. Boston at Boston....	Gumbert.....Nichols	7	5-5
Sept. 13	Boston vs. Chicago at Chicago.....	Gastright....Donnelly	5	7-7
Sept. 18	Philadelphia vs. St. Louis at St. Louis	Taylor.....Hawley	11	8-8
July 21	Cincinnati vs. St. Louis at St. Louis	Parrott.....Gleason	10	10-10
July 4	Brooklyn vs. Cleveland at Clevel'd.	Stein.....Clarkson		12-12
July 6	New York vs. Louisville at Louisv'e	Schmidt.....Rhodes		12-12

## THE "CHICAGO" GAMES OF 1893.

The record of the game known as "shut outs." white-washes," or "Chicago" games—viz., games in which the defeated nine fails to make a single run in a game—for 1893 are shown in the following record:

Rank.	CHICAGO GAMES.	Pittsburgh.	New York.	Philadelphia.	Louisville.	Cincinnati.	Chicago.	Brooklyn.	St. Louis.	Cleveland.	Washington.	Boston.	Baltimore.	Victories.
1	Pittsburgh.....	0	1	0	1	1	0	0	1	0	1	2	1	8
2	New York.....	0	0	0	0	2	2	0	1	1	0	0	0	6
3	Philadelphia.....	1	0	0	0	0	1	0	0	2	0	0	0	4
4	Louisville.....	0	1	0	0	0	1	0	0	0	0	1	1	4
5	Cincinnati.....	0	0	0	0	0	1	1	0	1	0	1	0	4
6	Chicago.....	0	0	0	0	1	0	0	0	0	0	0	0	3
7	Brooklyn.....	0	2	0	1	0	0	0	0	0	0	2	0	3
8	St. Louis.....	0	0	0	0	0	0	1	0	0	1	0	0	2
9	Cleveland.....	0	0	0	0	0	0	0	1	0	0	0	0	2
10	Washington.....	0	0	1	0	0	1	0	0	0	0	0	0	2
11	Boston.....	0	0	0	0	0	0	0	0	0	1	0	0	1
12	Baltimore.....	0	0	0	0	0	0	0	0	0	0	0	0	1
	Defeats.....	1	4	1	3	4	7	2	4	4	5	5	3	43



Appended is the summary giving the percentage of "Chicago" victories:

Rank.	CLUBS.				Rank.	CLUBS.			
		Victories.	Defeats.	Per cent. of Victories.			Victories.	Defeats.	Per cent. of Victories.
1	Pittsburgh .....	8	1	.889	7	St. Louis .....	3	4	.429
2	Philadelphia .....	4	1	.800	8	Chicago .....	4	7	.364
3	New York .....	6	4	.600	9	Cleveland .....	2	4	.333
4	Brooklyn .....	3	2	.600	10	Washington .....	2	5	.286
5	Louisville .....	4	3	.511	11	Boston .....	2	5	.286
6	Cincinnati .....	4	4	.500	12	Baltimore .....	1	4	.200

It will be seen that the Pittsburgh club bore off the palm in "Chicagoing" opposing teams, New York being second with Philadelphia, Louisville, Cincinnati and Chicago tied for third position in the record of such victories. But in percentage figures, while Pittsburgh stood in the van, the Phillies were second, and the Giants third, Baltimore being the tail end club in both records. Pittsburgh whipped the champions by 8 to 0 and 13 to 0 at Pittsburgh on July 7th and 8th.

**THE SECTIONAL RECORDS FOR 1893.**

THE EAST VS. WEST SERIES, AND THE HOME-AND-HOME SERIES.

A feature of the campaign of 1893 was the struggle for championship honors as between the clubs of the two sections, east vs. west; as also that for the championship of

**EAST VS. WEST.**

**EASTERN CLUB VICTORIES.**

EAST VS. WEST.	Pittsburgh.	Cincinnati.	Chicago.	Cleveland.	Louisville.	St. Louis.	Victories.	Per cent. of Victories.
	Boston .....	4	6	8	7	10	10	45
New York .....	4	6	5	6	7	8	36	.571
Brooklyn .....	8	4	7	5	7	8	39	.557
Philadelphia .....	7	9	6	9	8	4	43	.544
Baltimore .....	1	4	5	8	5	9	32	.457
Washington .....	2	1	3	4	4	4	18	.257
Defeats .....	26	20	34	39	41	43	213	

each section. Each year is this sectional contest becoming more and more interesting; and the time will come when the opening months of the championship season each year will be devoted entirely to the series of *home-and-home* contests for the championship of each section, to be followed, in the closing month of the season, by the *east vs. west* series, instead of mixing the home-and-home series up with the sectional contests, east vs. west, as is now the case. The summary records of the several campaigns—east vs. west and home-and-home games appear on pages 99, 100 and 101.

## WEST VS. EAST.

## WESTERN CLUB VICTORIES.

WEST VS. EAST.						Victories.	Per cent. of Victories.
	Boston.	New York.	Brooklyn.	Philadelphia.	Baltimore.		
Pittsburgh.....	6	8	4	5	11	9	43 .623
Cincinnati.....	6	6	8	1	8	7	36 .545
Chicago.....	4	7	3	6	7	9	36 .514
Cleveland.....	5	6	7	3	4	11	36 .490
Louisville.....	2	5	5	4	5	8	29 .414
St. Louis.....	2	4	4	8	3	8	29 .403
Defeats.....	25	27	31	36	38	52	209

The following are the respective summary records of the home-and-home games of the entire season of the clubs of each section.

## EAST VS. WEST.

EAST VS. WEST.							Victories.	Per cent. of Victories.
	Boston.	New York.	Philadelphia.	Baltimore.	Brooklyn.	Washington.		
Boston.....	8	8	5	10	8	7	41 .680	
New York.....	4	7	8	6	6	7	32 .533	
Philadelphia.....	4	5	7	5	8	9	29 .492	
Baltimore.....	2	4	5	10	7	7	28 .467	
Brooklyn.....	4	6	6	2	5	8	26 .448	
Washington.....	5	5	4	5	3	—	22 .373	
Defeats.....	19	28	30	32	32	37	178	

WEST VS. WEST.

WEST VS. WEST.	Cleveland.	Pittsburgh.	Cincinnati.	St. Louis.	Louisville.	Chicago.	Victories.	Per cent of Victories.
Cleveland.....		9	5	9	6	8	37	.661
Pittsburgh.....	3		9	9	8	8	38	.633
Cincinnati.....		6	3	7	6	7	29	.492
St. Louis.....	3	3	5		8	9	28	.462
Louisville.....	3	4	6	4		4	21	.382
Chicago.....	4	3	5	3	6		21	.362
Defeats.....	19	22	30	32	34	37	174	

NEW YORK VS. BROOKLYN.

The fifth year in which the representative professional teams of New York and Brooklyn have entered the lists against each other for city championship honors, ended October 16, 1893, in the success of the Brooklyn team. The two rival clubs had lively skirmishes in exhibition games together in 1887 and 1888, in which the Brooklyn club had rather the best of it, but it was not until 1889 that they entered upon a regular scheduled series of games together, and at the end of that year, Brooklyn having won the American Association Pennant and the New Yorks that of the League, the two teams entered the lists together in a world's championship series, the record of the series of that year being as follows:

CLUB.	Won.	Lost.	Played.	Per cent. of Victories.
New York.....	6	3	9	.667
Brooklyn.....	3	6	9	.333
RECORD FOR 1890.				
Brooklyn.....	6	4	10	.600
New York.....	4	6	10	.400
RECORD FOR 1891.				
New York.....	11	8	19	.579
Brooklyn.....	8	11	19	.421
RECORD FOR 1892.				
New York.....	6	6	12	.500
Brooklyn.....	6	6	12	.500
RECORD FOR 1893.				
New York.....	6	6	12	.500
Brooklyn.....	6	6	12	.500

At the close of the championship season of 1893, the two teams on their own individual account played a series of six scheduled games, which ended in favor of Brooklyn by the appended record which appears on page 102.

DATE.	WINNING CLUB.	CITY.	PITCHERS.	SCORE.
October 7	New York ...	New York....	Rusie.... { Kennedy Sharrott }	{ 12-0
October 10	Brooklyn ....	Brooklyn ....	Kennedy.. { Baldwin Petty }	{ 10 innings.) 5-4
October 11	Brooklyn ....	New York....	Daub. .... Rusie	6-4
October 12	Brooklyn ....	Brooklyn ....	Stein..... German	2-0
October 14	New York ...	New York....	German } ..... Daub	5-3
October 16	Brooklyn ....	Brooklyn ....	Kennedy } ..... Petty	12-2

Brooklyn scored 28 runs in the six games and New York scored 27.

The Brooklyn club ended its games on September 30th, 1893, the past season being the club's eleventh since it was organized in the spring of 1883. Here is the record from 1883 to 1893 inclusive:

Year.	LEAGUE.	Position.				MANAGER.
		Position.	Won.	Lost.	Per cent. of Victories.	
1883	Inter-State.....	1	64	28	.611	Taylor.
1884	American.....	9	20	47	.300	Doyle.
1885	American.....	5	33	69	.434	Hackett.
1886	American.....	3	77	61	.558	Byrne.
1887	American.....	6	60	74	.448	Byrne.
1888	American.....	2	88	52	.629	Byrne.
1889	American.....	1	93	41	.679	McGunnigle.
1890	National L.....	1	86	43	.667	McGunnigle.
1891	National L.....	6	61	76	.445	Ward.
1892	Reorganized.....	3	95	59	.617	Ward.
1893	Reorganized.....	6	65	63	.508	Foutz.
Totals.....			762	613		

**A RECORD OF FINE FIELDING.**

A record showing the fine fielding of prominent players in the League arena in 1893 is appended:

PLAYERS.	POSITIONS.	CLUBS.	No. of Successful Games Without Errors.
Donovan.....	Right Field.....	Pittsburgh.....	38
Thompson.....	Right Field.....	Philadelphia.....	32
Treadway.....	Right Field.....	Baltimore.....	25
McCarthy.....	Left Field.....	Boston.....	20
Beddey.....	First Base.....	Pittsburgh.....	16
D. Lyons.....	Third Base.....	Pittsburgh.....	12

PLAYERS.	POSITIONS.	CLUBS.	No. of Successful Games With but One Error.
Holliday.....	Centre Field.....	Cincinnati.....	43
McAleer.....	Centre Field.....	Cleveland.....	31
Ewing.....	Right Field.....	Cleveland.....	22
Bradie.....	Centre Field.....	Baltimore.....	17

PLAYERS.	POSITIONS.	CLUBS.	No. of Successful Games With but Two Errors
Kelley.....	Left Field.....	Cleveland.....	53
Griffin.....	Centre Field.....	Brooklyn.....	52
Bradie.....	Centre Field.....	St. Louis.....	48
Treadway.....	Right Field.....	Baltimore.....	46
Duffy.....	Centre Field.....	Boston.....	45
Burke.....	Left Field.....	New York.....	32
Foutz.....	Left Field.....	Brooklyn.....	22
Tierman.....	Right Field.....	New York.....	20

**EDITORIAL COMMENT.**

The receipts from college club athletics in 1892, in the one instance of the returns made to the Faculty of Harvard from the club secretaries of the Base Ball, Foot Ball, Rowing, Athletic, Tennis, Cricket and Cycling associations of the University, shows that in 1892 all previous records of the kind were beaten. Here is the receipt statement for the year:

HARVARD RECEIPTS, 1892.

Base ball.....	\$20,239
Foot ball.....	17,802
Rowing.....	7,415
Athletics.....	5,043
Tennis.....	1,053
Cricket.....	581
Cycling.....	367
Total receipts from all games.....	\$52,210

That the expenses should run up to the large total of \$44,680 is surprising, those of the base ball club reaching \$18,840, and of foot ball \$11,457 alone.

Manager Anson declared his faith in the permanency of the League's tenure of life very practically in the spring of 1893, by placing his signature to a *five years' contract* as manager of the League club of Chicago. Anson knows what he is about. Though noted as a "kicker," he hardly ever finds occasion to kick himself for any error of judgment in his business affairs.

The *Cincinnati Enquirer* says: "The Cincinnati Club is run on a different plan from all the other clubs in the National League and American Association. It is conducted more like a theatrical enterprise, Capt. Comiskey filling the position of stage manager, having entire control of that department, engaging his own people and giving the show, while Bancroft looks after the front of the house, taking charge of tickets and the money,

and arranging dates and board and car rates. The two departments are so foreign to each other that there is no conflict between them. Several other clubs would do well to pattern after the Cincinnati in this direction."

One of the absurd bluffs made by a minority of the star players of 1893, when the cut rates in salaries were introduced, was that of their threatening to leave the base ball arena and to go into business if their demand for high salaries was not agreed to. When it is considered that the "cut rates" in question admitted of salaries of from *seventy-five to one hundred dollars a week* for the player's services, according to his ability to fill the special bill, the threat of "going into business" became a gross absurdity. What star player was there in the ranks of the twelve League clubs, in either 1892 or 1893, who was competent to earn fifty dollars a week in any ordinary business vocation? In fact, the majority of the players could not have earned even twenty-five dollars a week in any business situation to save their lives. Look at the fools who, by sacrificing themselves at the altar of Bacchus, have forfeited their chance to earn salaries as ball players, and who are glad even to earn a dollar a day for ten hours of hard labor.

The opening week's play at the Polo Grounds, New York, in 1893, was the most successful known to the New York club since the spring of 1888. The aggregate attendance at the three college games played on March 30, 31 and April 1, was nearly seven thousand people, and, moreover, the character of the attendance was such as to prove conclusively that the old time cranks had returned to their allegiance. Though the opening game was marked by very unpropitious weather, the attendance was such as to astonish the local magnates, it being the largest seen on such an occasion during the past five years.

Mr. Richter, in commenting in the *Sporting Life* on the advent of "colt" players in minor League teams, had this to say on the subject:

"The thousands of candidates who play ball in minor Leagues and work at odd jobs in the winter time, looking to one day blossom as star players in a major League, are usually a queer class of boys. Most of the men now playing ball with the Twelve-Club League had no idea of playing ball professionally when they started out; but they were better than their fellow-players and commenced to play occasional games for money until they attracted the attention of a professional manager. It does not cost much to employ a young player for a minor League team, and he takes the chance of not getting his salary. Still his name gets into the papers and the major League managers and magnates in these sections are always watching for a youngster who looks as though he would develop. Hardly one man in ten who are tried come up to the standard, but the one man so obtained is worth ten old timers, who have grown old and stiff drawing big salaries and helping to reduce the stock of booze."

The best indoor exercise for base ball players is hand ball, which develops those qualities most essential to the ball player—alertness, agility and an even development of muscle. The fact that both Sullivan and Corbett, when getting in condition for their famous fight, played hand ball, is a testimonial to its worth as a means of training.

In regard to the alleged breaking up of the new Twelve-Club League after this year, which some of the old mischief-making class of scribes apparently desire to see, it is worth while to note the words of article 3 of the League Constitution, which states that "This League shall consist of twelve clubs—the members of which shall not be increased or diminished for a period of ten years." It requires a unanimous vote to change the law.

The Twelve-Club is here to stay for a decade sure, and each year will only add to its value as the model professional organization of the period.

A writer, who has closely observed professional base ball players, says that

"Base ball players as a rule never make good business men. In the first



place most of them begin playing ball young—before they have had any opportunity to learn commercial ways and means—very suddenly jump from a state of no income whatever into the possession of salaries equal to those which are drawn by judges or earned by bank officials. Like all men who fall into fortunes, or who suddenly find themselves in possession of a great deal of money, these ball players show that they have no idea of money's worth. It comes easy and it goes easy.

“He enters the profession without any education in business ways, and once he has tasted of the luxuries and extravagances of a base ball life he can never afterward bring himself to a tie down to the exactions of an instruction in business at a moderate salary. The lazy, idle life he leads as a professional, as well as the possession of immense salaries, wholly disarms him for the real battle of life, which so often comes after his brief meteoric fame on the ball field has flashed and died away.

“Another reason why so few ex-ball players ever make themselves felt in business circles is the lamentable fact that the vast majority are poorly educated and are wholly unfit for positions which require any reasonable amount of trained intelligence. For this reason probably eighty per cent. of all ball players who ‘go into business’ do it by opening a saloon or by putting money in that particular field, with a belief that their supposed great popularity will draw them a fortune-making patronage.”

Since Dick Higham was expelled for crooked umpiring, not a man has been found to possess the bold effrontery to render crooked decisions. They may have acted partially in their renderings at times, but this has mainly been the result of quick temper, or of the irritating annoyances from continued “kicking.” One obstacle in the way of an umpire's doing his work successfully is the habit of being on too familiar terms with players. In this respect the old saying that “familiarity breeds contempt” comes into play with considerable effect. An umpire who desires to earn a prestige of success in his position should do nothing to lessen the respect so necessary for him to have at the hands of players. This is half the battle in umpiring. Many an umpire, who has shown good judgment and thorough impartiality in rendering his decisions, has offset the advantages these requisites of good umpiring gave him by ways in his dealings with players which have either lowered him in their respect or destroyed his prestige as a competent judge.

It is well known that each season's experience in League club management involves a certain amount of experiment in the organization of the several club teams; especially is this the case in the formation of a club's batteries; and the League season of 1893 was no exception to the rule. Indeed, rather more of the experimental work, in the make up of the several clubs pitching departments, was done in 1893 than for some years past. This experimental business in selecting pitchers was especially over-done by the Baltimore, Cincinnati, Washington and St. Louis clubs, and one result was their occupation of second division places.

A few clubs, each season, go to the other extreme and adopt a false economy in the make up of their batteries, only a minority each year striking the happy medium.

No club needs over four pitchers and three catchers at the utmost. In fact, three pitchers and two catchers ought to suffice.

The board of directors of the National League, in interpreting the League contract with its clubs' players, has these important words to say, which all the club players would do well to read attentively:

“Experience has amply demonstrated the necessity for some plan of discipline that will reach the pocket as well as the pride of the player who deliberately and systematically falls short of the honorable discharge of his obligations toward the club and the patrons of base ball. The compensation paid to players in League clubs is so liberal as to entitle the clubs to the highest degree of skill and the best service a player can render, and it is the intention of the League to exact precisely this and nothing less.

There is not a condition or penalty prescribed in the League contract, constitution or playing rules that will work a hardship to any conscientious, earnest, deserving player. It is only players of the opposite character who will suffer, and it is their turn to suffer. The clubs have had more than their share of the pecuniary loss, the aggravation, annoyance and mortification caused by the state of affairs which these conditions and penalties have been devised to correct. Justice to the players is a demand and obligation at all times recognized; justice to the club managers and stockholders, who have made good the deficiencies in the club treasuries, season after season; justice to the public, upon whose respect and patronage the clubs must depend for an existence; justice to the noble game of base ball, which it has been the constant aim of the League to elevate, perfect and popularize—these, and these alone, are the considerations which have influenced and brought about the League's latest legislation on the subject of discipline and penalties."

Touching the subject of the opinion of ball players on changing the rules, Mr. Richter, in an able editorial in the *Sporting Life*, in March, 1893, says: "It has been demonstrated but recently that the average ball player has not sense enough to realize the situation of the national game or interpret the signs of the times; that he is selfish enough to kick against salary reduction in the face of the general depression and loss, and foolish enough to talk of combines in spite of his disastrous experience with combines and brotherhoods in the past. And yet the average ball player is held by some magnates and many hero worshiping journalists, who hold that the base ball sun rises and sets in the popular idols of the day, as sensible enough and broad enough to formulate opinions on important rule changes. And, furthermore, they seem to consider the opinion of these light waisted players as entitled, not only to respectful consideration, but to precedence over the opinions and theories of those who work for, think of and study more about the game in a day, for the love of it, than does the average player who thinks only of the income to be derived from it, in a year."

### THE KICKING NUISANCE.

It was fully anticipated by President Young that the stringent rules governing umpiring for 1893 would have eliminated the evil of "kicking" from the past season's campaign, but the moral cowardice of the majority of the League staff of umpires, as shown in their failure to enforce the legal penalties for the violation of the rules in disputing umpires' decisions, led to the continuance of the old abuse, and to such an extent that President Young had to issue a special edict to his staff of umpires to strictly enforce the rules against kicking during the latter part of the campaign, or else risk the loss of their positions.

The disputing of decisions rendered by umpires, in which only errors of judgment are involved, is folly in the extreme, as a matter of policy, aside from the fact that it is in direct violation of the printed rules of the game. No such decision can be reversed, to begin with; of what use, then, is it to dispute them? Moreover, whenever a captain of a team disputes such decisions, he virtually charges the umpire with being either lacking in integrity or in judgment, and what umpire, no matter how impartial he may desire to be, is going to decide a doubtful point in favor of the captain who charges him with dishonesty or stupidity? It is not in human nature for any umpire to do it. The kicker, therefore, loses a point every time he kicks, and there is no possibility of his gaining a point by kicking.

There are constantly occurring in every game points of play in which a doubt is involved as to whether a player is out or not in base running, and also as to whether a ball is pitched over the plate and within the legal range or not; and the rules making the umpire "the sole judge of play in the game" leave it optional with him to decide the doubt in favor of one side or the other. Just here comes into play the shrewd point of silent acquie-

science in decisions, for the player or captain who does this is bound to have the doubt given in his favor as against the player or captain who indulges his bad temper by kicking.

Whenever you see a player or a captain who has made misplays and wants to throw the onus of it on the umpire you will find your stupid, short-sighted kicker at work, sure. Some of these days, when the game gets out of the ruts of one kind or another it now wallows in, we will see the folly of kicking done away with.

Captains of professional teams have been disputing decisions, which cannot possibly be reversed, for so long a time that it has become a sort of second nature to them. The prevailing idea among the general class of base ball captains has been for years that unless they kick against the umpire's decisions they fail to do their duty. A greater mistake of judgment was never committed. There is a sound policy involved in refraining from kicking, and in silently acquiescing in the umpire's decisions on called balls and strikes and in points of play in base running, a point which a little consideration would show any thoroughly competent captain very plainly how greatly he errs in kicking.

### NOTEWORTHY INCIDENTS OF 1893.

The *Sporting Life* of November 25th, 1893, had this paragraph in its report of the League Convention:

#### A TRIBUTE TO CHADWICK.

"Mr. Byrne reported that the veteran Henry Chadwick, the only journalist living who has been reporting base ball since the game was first played, away back in the forties, was lying seriously and dangerously ill at his home in Brooklyn. In recognition of Mr. Chadwick's years of hard work in the interest of the sport, the League adopted the following resolutions of sympathy for the afflicted gentleman:

"Resolved. That this body learns with regret that Mr. Henry Chadwick, who, since the organization of professional base ball in this country, has been a champion of honest, upright and manly methods in playing the game, and has done much to enable the national game to reach its present high standard, has been for some time and is now seriously ill. We desire to say that this body hereby extends to Mr. Chadwick its sincere sympathy in his affliction, and while regretting his absence from our annual meeting, hope and trust he will be blest with early convalescence."

The meeting was finally adjourned, to meet again in New York, February 26th, 1894.

In the second innings of the game between the Boston and Cleveland teams, July 12th, at Cleveland, Tucker blocked Zimmer in an attempt to catch the latter napping at first base. Zimmer was obliged to leave the game, and it was found that a bone in his shoulder was broken. The spectators were very indignant, and hooted and jeered at Tucker. O'Connor caused a disturbance in the third innings of this game by calling foul on a ball he hit to Nash, when men were on first and second bases. When Nash heard O'Connor cry "foul" he thought it was Umpire Gaffney, and did not field the ball at all, but looked at Gaffney. When he found out that it was not Gaffney that called, Nash touched third and threw to first. Tucker threw to Lowe, running Ewing down, and a triple play was the result. Umpire Gaffney at first allowed a double play; then Nash came in and argued with him, and he allowed a triple play. Tebeau next made his appearance, and after more talk Gaffney allowed only two outs, claiming he did not see Lowe touch Ewing. Then Gaffney sent Ewing back to second, and there was more delay, for Ewing had not reached second, having been put out returning to first. Ewing went back to second, and Nash finished the innings by a great play, retiring Gilman from a throw back of the base.

"What might have resulted in a shocking accident was happily averted," July 13th, at Troy, N. Y., says the *Troy Telegram*, adding "but those who

witnessed the narrow escape from death of a carriage full of base ball players, the members of the Buffalo team, underwent an awful strain for a moment or so. The carriage was loaded with passengers after the game, and stood on the tracks just south of the depot at West Troy. The next moment there was a wild scramble on the part of the ball players to escape from the vehicle, and the spectators held their breath in anticipation of a terrible catastrophe. The Saratoga "fyer" was bearing close upon the wagon and in another moment would have crashed into the thoroughly terrified load of passengers. Three of the ball players, who were standing in the rear of the vehicle, jumped for their lives, while the others expected every second to be dashed to their deaths. The driver whipped up his horses and landed his precious load on the other side of the tracks just as the express thundered by, with not an inch to spare. The escape was a marvelous one."

A sudden storm swept through Alexandria, Ind., August 19th, and struck the ball park and interrupted a game that was to be contested by Lebanon and Alexandria clubs. About two hundred people had gathered in the grand stand and were seeking shelter from the rain, when the wind tore the building to pieces and carried the top a hundred yards. The people went wild with excitement, and men, women and children trampled each other, making good their escape. Wraps, umbrellas, band horns, seatings and other articles were scattered in all directions. While no one was killed, Fred Henshaw, a musician, was cut about the head with flying timbers, and many others slightly injured.

The concluding championship contest of the English Association's series was played August 5th, at Hyde Farm, Balham, Eng., the Thespian team of London then defeating the St. Augustine nine of Darlington by a score of 33 to 6. The contest was the deciding one for a fifty guinea cup and the base ball championship of England. The Thespian team which consisted largely of American music hall and variety artists, included Pratt, pitcher; Halter, catcher; Hurley, Elton and Wilson on the bases; Starkweather, short stop, and Knowles, Athol and March in the outfield.

In the game of April 1st, at Philadelphia, between the Phillies and the Pa. University nine, a peculiar play occurred in the third innings, which showed that Arthur Irwin has not forgotten the tricks which he learned while on the Philadelphia club in the eighties. It was Fields' turn to lead off in this innings, but Boyle went first to bat. He was given his base on balls and then Thompson, acting on a tip given by Irwin, insisted that the entire side was out. As Reilly and Sharrott were also ahead of Fields on the batting list the three men were declared out.

During the game between the St. Louis and Boston teams July 1st, at St. Louis, two men were thrown out at the home plate on one play. There was a man on third and one on second when a fly ball was hit to the outfield. The man on third did not run home, afraid lest the ball might be caught, but the man on second saw that it would not be caught, and ran to third. The ball dropped safely and both runners started for home, whereupon the ball was fielded to the plate, and both were thus then and there retired, being coached out.

The greatest mulling match of the season was that played on March 28th between the Pennsylvania University and Swarthmore College nine. Forty-six hits for a total of seventy-nine bases was the batting record made by the winners. The game was played under the old rules, so it cannot be attributed to any change in pitching distance. The score:

Swarthmore .....	0	0	0	0	0	0	1	0	0	— 1
University of Pennsylvania .....	12	8	4	1	12	3	4	10	5	— 59

An amusing contest took place July 6th, at West Chester, Pa. One team was made up of men weighing from 200 to 395 pounds and the other of men none of whom weighed more than 120. In the game were a number of prominent business men, councilmen, county officials and professional men.



The fat men won the game by a score of 22 to 15. All were dressed in ridiculous costumes, and Lew Simmons, of Philadelphia, umpired. The proceeds of the game were given to the Chester County Hospital.

Seven old captains of teams took part in a game at Eastern Park between the Brooklyn and Louisville teams in June, 1893. First there were Captains Foutz and Pfeifer of the opposing teams; then Captain Richardson of the Washingtons of '92; followed by Captain Burns of the old Baltimore of the eighties; next Captain Stovey of the old Athletics, with Captain Brown of the old Pittsburghs of the early eighties, and, lastly, the Umpire Captain Snyder of the old Cincinnati of the early eighties.

A triple play was made during the game between the Holyoke and Northampton teams, July 1st, at Holyoke, Mass. In the fourth innings, with McGuirk on second and Carr on first, Egan knocked a high fly to the infield. Both Welch and Burns started for it, and it fell between them. Then Welch picked it up, touched second, putting out Carr, threw to third, cutting off McGuirk, and then Garland threw to first, shutting out Egan, who was watching the play without attempting to run.

A curious coincidence of the three championship games of the New England League, played June 7th, was that in each it required ten innings to decide the question of victory. At Fall River and Dover the Portland and Lewiston teams won by the respective scores of 4 to 3 and 5 to 4. At Lowell, however, the home team proved victorious by 11 to 9 over the Brockton club, Whitney winning the game by bringing in two men after two were out in the tenth innings.

The best record of victories pitched in in 1893 goes to the credit of "Dod" Clarke, of the Erie club of the Eastern League. But Clarke's record does not equal that made by George Hodson, of the Jamestown club of the New York and Pennsylvania Leagues in 1892, who pitched in 51 victories out of 67 games; 22 of the victories being in consecutive order. This is the record thus far in the number of victories pitched in in any one season.

The Cleveland *Leader* says that "there is one rule that is constantly disobeyed by umpires, and that is that which says the base runner shall have the benefit of the doubt when the ball and the runner appear to get to the base at the same time. Every club in the League with fast left-handed batters was handicapped by this disobedience of a plain rule." The rule in question really appears only on first base, but it should be applicable to all the bases.

The crack pitcher of Yale College nine, Carter—the best in the college arena in 1893—gave a surprising exhibition of his prowess at New Haven, on May 2d, when he shut out the crack Brown nine. Not until one man was out in the last innings did a single batsman reach first base. Then Gillon got the only Brown single of the game. Carter struck out 18 and either put out or assisted out 24 of the 27 opposing batsmen. The score was 7 to 0.

The Cincinnati team, from July 4th to July 10th, played five successive championship games, which were so closely contested that there was a difference of only one run at the finish of each, two being lost with the Philadelphia, while the last three games—two with the Brooklyn and one with the Baltimore—were each unexpectedly won by a lucky streak of batting in the last half of the ninth innings.

In the game between the Baltimore and Louisville clubs, June 6th, at Baltimore, Jennings made a remarkable play in the fifth innings, when McGraw was on first base. Robinson hit directly over second base and Jennings leaped forward, fell upon the ball and threw it, while lying on the ground, to Pfeifer, in time to retire McGraw, who was running to second.

The ninth innings cut a large figure in several championship games of the National League and American Association on July 6th. In it Louisville made the four runs that tied New York, Cincinnati made three runs that beat Brooklyn, Pittsburgh scored five runs that downed Boston, and Philadelphia made one run that forced Chicago to play eleven innings to win.

Decoration Day was a red-letter occasion in every city, and 106,000 people turned out to show that they had not forgotten how to shout. In Philadelphia 3,700 people were present in the morning, and 10,860 people in the afternoon. As it was ladies' day, too, fully 600 more got in on complimentary tickets, so that the attendance for the day footed up a total of 15,170.

Hutchison, the clever pitcher of the Chicago club, holds one record for 1893. He let only twenty-nine men face him in the game in which he shut out the Boston team, July 3d, at Chicago. Two hits were made off him, but one of the men was put out at second trying to make a single hit a double, and the only other man to reach first got there on called balls.

In the three games played by the Baltimore team at Chicago, July 13th, 14th and 15th, the visitors scored only six runs. Two runs out of four scored in two games were made by Kelley, and the two in the second game were credited to Long. In these three games the Baltimores scored the following sequence of runs, 3, 2 and 1.

At Macon, Ga., on July 30th, Twitchell made the longest throw on record—135 yards, 2 inches. The throw was made in the presence of 1,000 persons, including Manager Barnie, of the Louisville club; Manager Schmelz, of Chattanooga; Beard, of Macon, and Umpire Serad. The throw was measured with a tape line by Serad.

It required thirteen innings to decide the game between the Danville and Berwick teams, July 15th, at Berwick, Pa., the former then winning by a score of 3 to 2. A curious feature of the contest was, that the winners made only two safe hits off Yerrick, while the losers made six hits off Meyer.

In the fourteen innings championship game between the Washington and St. Louis teams, August 28th, at Washington, Frank, of the visitors, made five safe hits, including a double bagger, and yet scored only one run, while Wise, of the home team, made two runs off a solitary single.

One of the greatest crowds ever assembled at a Cincinnati base ball park were present at the Cincinnati-Louisville game. There were several hundred excursionists from Louisville among the 12,360 persons who jammed the stands and occupied every available bit of room on the field.

Here's an odd state of affairs: Cleveland wins nine out of twelve games from Pittsburgh, Pittsburgh takes eleven out of twelve from Baltimore, and Baltimore wins eight out of twelve from Cleveland.

### NOTEWORTHY PROFESSIONAL CONTESTS OF 1893.

The first games of the season, East vs. West, played on western ball fields on June 26th, resulted in three victories for the east to two for the west, the Boston, Philadelphia and Brooklyn teams winning, respectively, in Louisville, Pittsburgh and Chicago, while the New Yorkers played a grand game at Cincinnati, the two eastern teams which lost being the Baltimores at St. Louis and the Washingtons at Cleveland.

At Cincinnati the record of the League season was broken in the way of extra innings games, as seventeen innings had to be played before the game was ended, and then neither side scored a victory, darkness ending the game after nearly three hours' play had occurred. The home team took what was thought to be a winning lead at the start, the fifth innings ending with the score at 3 to 0 in Cincinnati's favor. In the sixth innings the visitors scored their first run in the game, and in the ninth they tied the score 3 to 3. In the thirteenth innings each added a single to their score, as also in the sixteenth, and when the seventeenth innings had ended the score stood at 5 to 5 and Umpire Emsie called the game. The excitement after the ninth innings was intense. Here is the score of this remarkable contest:



CINCINNATI.	R	1B	PO	A	E	NEW YORK.	R	1B	PO	A	E
F. Ward, r.f.....	1	2	3	0	0	Burke, l.f.....	0	1	1	0	0
Latham, 3b.....	1	1	4	2	1	J. Ward, 2b.....	1	3	6	7	1
McPhee, 2b.....	0	1	2	10	1	Tiernan, r.f.....	0	0	4	1	1
Holliday, c.f.....	1	3	6	1	0	Connor, 1b.....	1	2	24	0	0
Canavan, l.f.....	0	0	5	0	0	Davis, 3b.....	0	0	2	4	1
Comiskey, 1b.....	1	2	24	2	0	Milligan, c.....	2	4	10	5	0
Smith, s.s.....	0	1	1	4	0	Rusie, p.....	1	3	0	4	0
Sullivan, p.....	0	0	1	0	0	Lyons, c.f.....	0	2	3	0	0
Chamberlain, p.....	0	2	1	2	0	Fuller, s.s.....	0	1	1	9	0
Murphy, c.....	0	1	4	2	0						
Vaughn, c.....	1	0	0	0	0	Totals.....	5	16	51	30	3
Totals.....	5	13	51	23	2						

SCORE BY INNINGS.

Cincinnati.....	1	1	1	0	0	0	0	0	0	0	1	0	0	1	0-5
New York.....	0	0	0	0	1	0	0	2	0	0	0	1	0	0	1 0-5

Earned runs—Cincinnati, 2; New York, 3. First base on error—Cincinnati. Left on bases—Cincinnati, 14; New York, 12. First base on balls—Off Chamberlain, 4; off Rusie, 7. Struck out—By Rusie, 6. Sacrifice hits—Latham, McPhee, 2; Canavan, Tiernan. Stolen bases—Latham, 2; F. Ward, 2; McPhee, Canavan, Connor, Milligan. Double plays—McPhee and Comiskey, Milligan and J. Ward. Hit by pitcher—By Rusie, 2. Passed ball—Milligan. Umpire—Mr. Emslie. Time of game—2 hours and 45 minutes.

The contest at Philadelphia on June 1st, which was witnessed by 7,417 people, proved to be the most exciting game of the season in the Quaker City, no less than fourteen innings having to be played before the contest ended. The visitors led by 4 to 1 at the end of the fourth innings, after which the Phillies rallied and tied the score in the eighth innings, and after that neither side could add to their score until the fourteenth innings, when the home team got in two runs, and then, blanking their opponents, came in victors by 6 to 4. A peculiar play kept the Baltimores from winning in the ninth innings. The bases were filled in this innings, with two men out, when Reitz drove the ball at Allen. The latter could not get down to the ball in time, and it glanced off his leg into the air and over second base. Hallman, seeing the opportunity, rushed for the ball, caught it and jumped for the bag ahead of Treadway, who was on first base when the hit was made. When it was seen that the ball had gotten away from Allen many gave up the game, but Hallman's quick judgment saved the day.

Hamilton's left field play in the game was phenomenal. A local scribe said that "one of his catches was one of the finest that has ever been seen on the local ground, and had it got away from him there would have been a different story to tell. Treadway had been doing some tall hitting all day and there was much uneasiness as he stepped to the plate. He picked out a ball just suited to his fancy and drove it for the sign alongside of the score board. Hamilton sprinted for the bicycle track and sprang in the air just as the ball was sailing over his head. It was rather dark at this time, and, standing in the shadow of the fence, no one thought he had secured the ball until he was seen waving his left hand in the air. Then the crowd broke forth and the little fielder was cheered to the echo. Hamilton also made a clever catch by backing against the centre field fence and capturing Reitz's fly ball in the same innings." Here is the score:

PHILADELPHIA.	R	H	O	A	E	BALTIMORE.	R	H	O	A	E
Hamilton, c.f.....	1	1	4	0	0	Shindle, 3b.....	2	3	2	4	0
Sharrott, r.f.....	2	2	3	0	0	Kelley, c.f.....	1	2	4	0	0
Delahanty, l.f.....	0	1	2	0	0	Taylor, 1b.....	0	0	21	1	0
Hallman, 2b.....	0	1	4	10	1	Treadway, r.f.....	0	1	4	0	0
Boyle, 1b.....	0	0	21	0	0	McGraw, s.s.....	0	0	1	4	1
Clements, c.....	1	2	3	1	0	Reitz, 2b.....	1	2	1	5	0
Cross, 3b.....	1	1	2	5	0	Baker, l.f.....	0	1	3	0	0
Allen, s.s.....	0	0	3	6	3	Robinson, c.....	0	0	5	0	1
Carsey, p.....	1	0	0	3	0	Hawke, p.....	0	1	1	4	0
Totals.....	6	8	42	25	4	Totals.....	4	10	42	19	2

Philadelphia.....	1	0	0	0	2	0	0	1	0	0	0	0	0	0	0	0	2-6
Baltimore.....	1	0	2	1	0	0	0	0	0	0	0	0	0	0	0	0	0-4

Earned runs—Philadelphia, 3; Baltimore, 2. Total bases—Philadelphia, 15; Baltimore, 12. Sacrifice hits—Delahanty, 2; Boyle, Hamilton, Taylor, Robinson. Bases stolen—Hamilton, Sharrott, Delahanty, 2; Hallman. Bases on balls—Sharrott, Hamilton, Baker, Robinson, Treadway, Clements. Struck out—Hallman, Robinson, 2; Sharrott, Hawke. Left on bases—Philadelphia, 5; Baltimore, 10. Hit by pitched ball—Carsey, McGraw. Double play—Allen, Hallman and Cross. Time of game—2 hours and 35 minutes. Umpire—Lynch.

## THE COLLEGE CLUB ARENA.

### SPECIAL NOTICE TO COLLEGE CLUBS.

It was the intention of the editor of the GUIDE to have given the statistics of the College season of 1893 in full in the GUIDE for 1894, but he has had so few replies to his request for College club records, which request was made last Fall through the columns of the sporting papers as well as through the pages of last year's GUIDE itself, that the chapter of club statistics is necessarily incomplete. One would naturally suppose that the most complete analysis of a past season's work on the field would emanate from the College clubs; but it is quite the reverse, the collegiate scorers or secretaries, as a rule, being apparently content with giving out the most meagre array of figures, and the most incomplete of College nine records.

What we want in the future from the College club secretaries and official scorers of all college clubs desirous of having their season's statistics in SPALDING'S BASE BALL GUIDE of each year, is as follows:

*First*, the records of the games played in championship contests in this form.

Following is the record of the Harvard, Yale and Princeton championship games of 1893:

May 6—Harvard vs. Princeton, at Princeton; pitchers, Wiggins and Drake.....	7-0
May 20—Yale vs. Princeton, at New Haven; pitchers, Carter and Drake.....	5-1

May 30—Harvard vs. Princeton, at Cambridge; pitchers, Wiggins and Drake.....	2-0
June 10—Yale vs. Princeton, at Princeton; pitchers, Carter and Drake.....	9-8
June 17—Yale vs. Princeton, at the Polo Grounds; pitchers, Carter, Davis and Drake.....	14-7
June 24—Harvard vs. Yale, at Cambridge; pitchers, J. Highlands and Carter (10 innings).....	3-2
June 27—Yale vs. Harvard, at New Haven; pitchers, Carter and Highlands.....	3-0
July 1—Harvard vs. Yale, at the Polo Grounds; pitchers, Highlands and Carter.....	6-4

*Second*, the club averages giving only the name of the batsmen and fielders with their positions, and the base hit and fielding averages of each.

*Third*, the record of the championship games showing total victories and defeats in order of percentage of victories as follows:

RECORD OF 1893.					
	Harvard.	Yale.	Princeton.	Victories.	Per cent. of Victories.
Harvard.....		2	2	4	.800
Yale.....	1		3	4	.571
Princeton.....	0	0		0	.000
Defeats.....	1	2	5	8	

All pitching records sent should include games won and lost together with total wild pitches and called balls. The averages should include only the percentage of base hits and of fielding.

**THE COLLEGE CLUB SEASON OF 1893.**

FALL RECORDS OF THE LEADING CONTESTS OF THE SEASON.

Experience, during the past three years, has very plainly shown that the professional revolt and revolution of the nineties had a wonderful effect in increasing the patronage given the leading College club matches of each season since 1890. The attendance at the Harvard, Yale and Princeton matches of 1892 surpassed all previous records in College club history, while that of 1893, was nearly up to that of 1892. One result was, of course, large additions to the athletic funds of each college, that of Harvard alone reaching in 1892 the large sum of \$50,000, of which the base ball contributions were nearly half, while Yale's returns in base ball alone reached \$20,000 in 1892. The fact is, there is a vim and an earnestness to win for the honor of victory alone, in most of the College club contests, which is not always seen on the professional fields; and this makes the

championship games in the College arena specially attractive to those who are enthusiastic votaries of base ball.

More important games were played in the College club arena in 1893 than ever before in the history of collegiate base ball. We kept a record of the most prominent games of the college season from March to July inclusive in which the nines of Harvard, Yale and Princeton universities took part, and this record is appended.

Here is the record of the games in which the Harvard, Yale and Princeton nines took part during the months of March, April, May, June and July in 1893.

## MARCH AND APRIL GAMES.

DATE.	CLUBS.	PLAYED AT.	PITCHERS.	SCORE.
M'h 30	Pa. University vs. Yale.....	Philadelp'ia	Bayne.....Carter	11-6
" 31	Yale vs. Y. M. C. A.....	Washi'gton	Case.....Colifleur	13-8
Apr. 1	Harvard vs. Andover.....	Cambridge.	Highlands..Greenway	12-0
" 1	Yale vs. Va. University.....	Richmond..	.....	14-6
" 3	Harvard vs. Mathews.....	Cambridge	Highlands..McCarthy	11-1
" 3	Yale vs. Va. University.....	Charl'ttsv'e	.....	11-4
" 4	Yale vs. Johns Hopkins.....	Baltimore..	Spear.....Stockdale	7-7
" 5	Harvard vs. Lehigh.....	Bethlehem..	A. High'ds.Gallagher	14-2
" 5	Yale vs. Pa University.....	Philadelp'ia	Carter.....Boswell	8-7
" 5	Princeton vs. Vt. University.	Princeton..	Forsyth.....Cooke	19-2
" 6	Princeton vs. St. John's Col..	Fordham...	Brokaw.....Smith	4-1
" 6	Harvard vs. Pa. University.	Philadelp'ia	Wiggin.....Filbert	12-12
" 7	Georgetown Col. vs. Harv'rd	Washingt'n	Carmody.J.Highlands	3-2
" 7	Harv'rd vs. Thompson Nine, of Lyons.....	Cambridge.	Highlands.....	15 3
" 8	Harvard vs. Va. University.	Charl'ttsv'e.	Highlands.....Howe	3-3
" 8	Princeton(Consolidated)vs. Naval Cadets.....	Annapolis..	.....	6-4
" 8	New York vs. Princeton...	New York..	Rusie.....Forsyth	7-0
" 11	Boston vs. Harvard.....	Hartford...	Nichols.....Highlands	10-2
" 12	Boston vs. Princeton.....	Princeton..	Nichols.....Brokaw	7-1
" 13	Princeton vs. Dartmouth...	Princeton..	Drake.....O'Connor	5-2
" 14	Yale vs. Dartmouth.....	New Haven.	Carter.....O'Connor	4-0
" 17	N. Y. vs. Yale (Under Grad.)	New Haven.	King.....Davis	10-4
" 18	Yale (Law Sch.) vs. Wes'yan	Middlet'wn.	Bowers.....Frost	6-3
" 19	Princeton vs. Lehigh.....	Princeton..	For-yth.....Gallagher	16-2
" 19	Harvard vs. Williams.....	Cambridge.	Wiggin.....Howe	15-1
" 19	New York A. C. vs. Yale.....	New York..	Anderson.....Carter	6-4
" 22	Brooklyn vs. Yale.....	Brooklyn..	Stein.....Spear	13-6
" 22	Harvard vs. Holy Cross.....	Worcester..	Highlands..Stafford	6-3
" 22	Yale(L'w Sch.) vs. St. J'ns Col	Fordham..	Bowers.....Smith	7-1
" 22	Harv'rd vs. Brown (Fresh)..	Cambridge	Warden..McMurray	8 5
" 24	Harvard vs. Amherst.....	Cambridge.	Wiggin.....Colby	6-0
" 26	New York vs. Yale.....	New York..	Crane.....Carter	9-0
" 26	Harvard vs. Dartmouth....	Cambridge.	Highlands..O'Connor	20-0
" 26	Princeton vs. Lafayette.....	Princeton..	Drake.....Hugh	14-1
" 26	Yale(Law Sch.) vs. N. Y. A. C.	New Haven	Bowers.....Wilson	7-3
" 27	Yale vs. Georgetown.....	Washingt'n	Hume.....Hugh	11-2
" 29	Princeton vs. Cornell.....	Ithaca....	Drake.....Priest	3-2
" 29	Prin'ton (Fresh.) vs. Harv'd.	Princeton..	Kerr.....McCarty	9-8
" 29	Harvard vs. Brown.....	Providence	Wiggin.....Sexton	7-5
" 29	Yale vs. Williams.....	Willi'stown	Carter.....Howe	10-0

MAY GAMES.

DATE.	CLUBS.	PLAYED AT.	PITCHERS.	Inn's	Score.
May 1	Harvard vs. Tufts .....	Cambridge.	Highlands. . . . Wilson		11-2
" 2	Yale vs. Brown .....	New Haven	Carter. . . . . White		7-0
" 4	Yale (L.S.) vs. Geo'town.	Washington	.....		11-2
" 5	Brown vs. Yale (Law Sch.)	Providence.	White. . . . . Bowers		7-4
" 6	Harvard vs. Princeton. . .	Princeton. .	Wiggin. . . . . Drake		7-0
" 6	Yale vs. Pa. University . .	Hew Haven	Carter. . . . . Reese		5-4
" 6	Harv'd vs. A'herst (Fresh.)	Cambridge.	.....		12-3
" 8	Pa. Univ'ty vs. Harvard.	Philadelp'ia	Reese. . . . . Wiggin		7-6
" 8	Wesleyan vs. Yale. . . . .	Middletown	Frost. . . . . Davis		4-2
" 10	Harvard vs. <i>Lowell</i> . . . . .	Cambridge.	Wiggin. . . . . McCarthy		18-0
" 10	Brown vs. Yale. . . . .	Providence.	Sexton. . . . . Carter	11	2-0
" 10	S. I. A. C. vs. Yale (L.S.) . .	W. Brighton	Clare. . . . . Sharpe		16-5
" 13	Harvard vs. Williams . . .	Willia'sto'n	A. Highlands. . . Howe		3-2
" 13	Princeton vs. Lafayette. . .	Easton. . . .	Drake. . . . . Hugh		3-2
" 13	Yale vs. Orange. . . . .	Orange, N.J.	Spear. . . . . Gilroy		13-6
" 15	Brown vs. Harvard. . . . .	Cambridge.	Sexton. . . . . Wiggin	10	2-2
" 15	Wesleyan vs. Yale (L.S.) . .	Middletown	Frost. . . . . Lauder		5-1
" 15	Yale vs. Amherst. . . . .	New Haven	Carter. . . . . Colby		6-3
" 17	Princeton vs. S. I. C. C. . . .	Livingston..	Drake. . . . . Tyng		8-0
" 17	Yale (L.S.) vs. Dartmouth	Hanover. . .	Bowers. Thornbor'gh		2-1
" 18	Holy Cross vs. Harvard. . .	Cambridge.	Stafford. . . . . Wiggin		2-0
" 18	Dartmouth vs. Yale. . . . .	Hanover. . .	Weston. . . . . Sharpe		11-3
" 20	Yale vs. Princeton. . . . .	New Haven	Carter. . . . . Drake		5-1
" 20	Pri't'n vs. Harv'd (Fresh.)	Cambridge.	Wilson. . . . . Ames		11-2
" 20	Harvard vs. Amherst. . . . .	Amherst. . .	Wiggin. . . . . Colby		4-3
" 23	Yale vs. Wesleyan. . . . .	Middletown	Davis. . . . . Frost		3-2
" 24	Princeton vs. Pa. Univ'ty	Princeton. .	Drake. . . . . Boswell		20-8
" 24	Yale (L.S.) vs. N. Y. A. C. . .	New York. . .	.....		18-6
" 24	Harvard vs. Williams. . . . .	Willia'sto'n	.....		16-4
" 27	Princeton vs. Pa. Univ'ty	Philadelp'ia	Drake. . . . . Bayne	10	5-4
" 27	Yale (L. S.) vs. Brown. . . .	.....	.....		8-1
" 30	Harvard vs. Princeton. . . .	Cambridge.	Wiggin. . . . . Drake		9-8
" 30	Yale vs. Orange A. C. . . . .	Orange. . . .	.....		16-9
" 30	Pa. Univ'ty vs. Yale (L. S.)	Philadelp'ia	..... Bowers		19-7
" 31	Yale vs. Phillips Acad'my	Andover. . .	Carter. . . . . Greenway		2-0

JUNE GAMES.

DATE.	CLUBS.	PLAYED AT.	PITCHERS.	Inn's	Score.
June 1	Harvard vs. Georgetown.	Cambridge	A. Highl'ds. . Carmody		5-1
" 1	Prin't'n vs. St. John's Col.	Princeton. .	Forsyth. . . . . Smith		19-7
" 3	Amherst vs. Yale. . . . .	Amherst. . .	Colby. . . . . Carter		5-1
" 3	Harvard vs. Yale (L. S.) . . .	Cambridge.	.....		4-3
" 3	Princ't'n vs. Orange A. C. . .	Orange. . . .	.....		4-0
" 5	Georgetown vs. Princet'n	Princeton. .	Dowd. . . . . Drake		6-4
" 7	Pa. Univ'ty vs. Princet'n.	Princeton. .	Bayne. . . . . Forsyth		4-2
" 7	Yale vs. Andover. . . . .	New Haven	Davis. . . . . Paige		6-2
" 8	Harvard vs. Holy Cross. . .	Cambridge.	Highlands. . . . Stafford		10-1
" 10	Yale vs. Princeton. . . . .	Princeton. .	Carter. . . . . Drake		2-0
" 10	Williams vs. Yale (L. S.) . . .	Williamst'n	Hollister. . . . Bowers		8-6
" 10	Harvard vs. Brown. . . . .	Providence	Highlands. . . . White		2-0
" 12	Harvard vs. Pa. Univer'ty	Cambridge	Highlands. . . . Bayne		10-4
" 12	Y'le (L.S.) vs. <i>Cub'n G'n'ts</i>	Brattleboro	Bowers. . . . . Parsons		4-2
" 13	Vt. University vs. Yale. . . .	New Haven	.....		4-3
" 14	Harvard vs Pa. Univ'ty. . . .	Cambridge.	Highlands. . . . Boswell		14-8
" 15	Harvard vs. Vt. Univ'ty. . .	Cambridge.	Highlands. . . . . Cook		12-2
" 17	Yale vs. Princeton. . . . .	New York. .	Carter. . . . . Drake		14-7
" 24	Harvard vs. Yale. . . . .	Cambridge.	Highlands. . . . Carter	10	3-2



## JULY GAMES.

DATE.	CLUBS.	PLAYED AT.	PITCHERS.	Score
July 1	Harvard vs. Yale.....	New York..	Highlands.....Carter	6-4
" 4	Vt. University vs. Yale (L. S.)	Chicago...	Pond.....Bowers	14-12
" 10	Yale (L. S.) vs. Vt. Univer'ty	Chicago...	Carter.....Cook	2-1
" 12	Yale vs. Va. University.....	Chicago...	Bowers.....Hume	8-2
" 13	Yale vs. Amherst.....	Chicago...	Carter.....Colby	1-0
" 15	Yale vs. Amherst.....	Chicago...	Carter.....Colby	9-0

## THE LEADING CONTESTS OF THE SEASON.

## THE MARCH CAMPAIGN.

The first out-door work of the season of 1893 done by the Yale players was begun at New Haven, on March 18th, when all three of the college teams—University, Law School and Freshmen—were out on the field practicing under the professional supervision of pitcher John Clarkson. The same day the visiting nine of Columbia College played a game with the nine of the Johns Hopkins school at Baltimore, on which occasion the home nine won by 14 to 4.

The Pennsylvania University nine opened their field season on March 20th, when they played the Southwalk team of professionals, and won easily by 26 to 7. The same day the visiting Columbia College nine met the Georgetown College nine at Washington, the home nine winning by 10 to 5.

On March 24th, the Pennsylvania University nine had a practice game with the Swarthmore College nine, whom they whipped by 18 to 2; and on the 28th they gave the Swarthmores a dose of batting—done under the rules of 1892—to the tune of a score of 59 to 1. The same day the Wesleyans began practice at Middletown, Conn.

On March 28th the Pennsylvania University nine had an old time fungo game with the Swarthmore College nine, the "Pensys" winning by 59 to 1.

The Princetons took the field in a practice game for the first time in 1893, on March 29th, the University nine playing the Reserves under Dave Foutz' tuition. The same day the Johns Hopkins nine defeated Columbia College again at Baltimore by 14 to 4; and on March 30th, the Georgetown nine whipped the Columbias again at Washington, this time by 10 to 5. It was on this date that the Yale nine visited Philadelphia, full of confidence in their ability to take the Pennsylvania University nine into camp; but the "Pensys" did not see it in that light, and with the late



lamented Bayne in the box against Yale's crack pitcher Carter, the Yales had to submit to defeat by 11 to 6, the attendance being the largest seen at any March game ever played in Philadelphia.

On March 31st, the Columbia College nine—previously indifferent to continued defeat—gave themselves a surprise party by defeating the Swarthmore nine, at Baltimore, by 9 to 4. The same day the Yale nine played in Washington, and gave the Y. M. C. A.'s nine of that city a defeat by 13 to 8.

#### THE APRIL CAMPAIGN.

On April 1st—All Fools' Day—the Columbia College nine were the guests of the Naval Academy nine, at Annapolis, Md., the cadets polishing the visitors off to the tune of 8 to 2. The same day the Harvards had the Andover nine to fool with at Cambridge, and they did it to the tune of 12 to 0, the "cyclone" college pitcher, Highlands, being in the box against Greenway.

It was on April 1st, too, that a noteworthy contest took place on the ball field, at Richmond, Va., which brought out a crowd of society people of that city to see the visiting Yale nine play against the crack team of the Old Dominion, the Virginia University nine, from Charlottesville, the Yales taking their southern rivals into camp to the tune of 14 to 6. The game was closely contested up to the 5th innings. It was greatly enjoyed by the city's fashionables, the turnout of Richmond belles on the occasion being exceptional. The college nine of Yale can always expect a hearty welcome in Richmond. The same day the "Pensys," flushed with victories over amateurs in general, and with their defeat of Yale in particular, thought they would try Harry Wright's professionals, but the result was defeat for the Pennsylvania University nine by 15 to 6. In this game the collegians had to face Keefe's and Sharrott's pitching, Reese occupying the box for the collegians.

On April 3d Harvard placed Highlands in the box against the Mathews nine at Cambridge, and the home team won by 11 to 1. The same day the Yale nine met their Virginia University friends at Charlottesville, and they took the Virginians into camp again, this time by 11 to 4. The Phillies, too, on April 3d, had another game with the "Pensys," Taylor pitching against Boswell, and the professionals won by 9 to 3. At Washington the same date, the professional team of the city played the Swarthmore College nine and won by 25 to 5.

On April 4th the New York "Giants" had the Columbia College nine as visitors at their opening game, the profes-

sionals winning by 18 to 4. The same day a noteworthy contest took place at Baltimore which proved a surprise party for the home players, the latter being the Johns Hopkins nine, who pushed the visiting Yale nine so closely that the latter were glad to end the game with a draw at 7 to 7. Spear pitched for Yale against Stockdale, who afterwards entered the professional ranks.

On April 5th Harvard, Yale and Princeton all three took the field in match games, Harvard winning from Lehigh at Bethlehem by 14 to 2 with their "cyclone" pitcher in the box, Lehigh trying three pitchers; while Yale surprised the "Pensys" at Philadelphia with a defeat by 8 to 7, Carter pitching against Boswell. The latter pitcher, however, retired after the first innings, when Yale got 4 runs, and Reese pitched the game out. The same day the Princetons entertained the Vermont University nine, and with Forsyth in the box against Cook the home nine won by 6 to 3. At Middletown, Conn., on the same date, the Wesleyans had the C. C. of New York nine as visitors, and the New Yorkers had had enough exercise at the end of the 6th inning, when the score stood at 19 to 2 against them. On April 5th, too, the Boston champions visited Providence to play the Brown University nine, and the best the professionals could do was to win by 6 to 4, Nichols pitching against McMurray. It was the Browns' opening day and Lincoln field had a large assemblage of spectators to see the champions. The Browns tried four pitchers in the game and Stivetts followed Nichols on the other side.

April 6th saw two noteworthy college games played, Princeton visiting St. John's College, Fordham, while the Harvards went to Philadelphia. Princeton found difficulty in whipping the young Jesuits of St. John's by 4 to 1, Brokaw pitching against Smith; while at Philadelphia a great crowd was assembled to see how the "Pensys" would make out in their first fight of the season with Harvard. The visitors placed Highlands in the box, but that fine player Wiggins also pitched, while Reese and Filbert did the pitching for the home nine. At the end of the ninth innings the score stood at 12 to 12, and both being content to let it remain so, a draw was the result, greatly to the gratification of the locals.

April 7th proved to be a notable day for Washington collegians, as on that day the Georgetown College nine went wild over the victory they scored in their game with the visiting Harvards, though the Harvards had "the terror," Highlands, in the box, Carmody pitching for the home nine

with telling effect. On April 8th the Columbia College nine visited Eastern Park and had to succumb to the Brooklyn professionals by 27 to 3, Stein pitching against Hutchins. On this date, too, the Harvards played the Virginia University nine at Charlottesville, Va., and though they had Jack Highland in the box, against Hume, the best the visitors could do was to end the game with a draw, 3 to 3. The same day the "Phillies" gave the "Pensys" a lesson to the tune of 8 to 0, Taylor pitching against Filbert, who was nuts for the Quakers. The Princetons, too, the same day, visited the Polo grounds, and they were shut out by 7 to 0, Rusie and King pitching against Forsyth. At Washington, the same date, the Vermont University nine got a draw with the Georgetown College nine by 8 to 8. At Cincinnati, the same date, the Cincinnati University nine tried their strength against the professional "Reds" and were whipped by 32 to 7.

On April 10th the Yale men, home from their Easter trip—during which they lost but one game, won four and drew one—played the Boston champions, and with Nichols and Stivets in the box against Carter, Davies and Warner, the best the professionals could do was to win by 8 to 8. The same day a ten innings game marked the contest at Charlottesville, Va., between the Virginia and Vermont University nines, the home nine winning by 6 to 3. At Boston, the same day, the Tuft's nine beat the Boston University nine by 3 to 0, they shutting them out without a hit to their credit.

On April 11th the Dartmouth College nine tested their strength against the "Phillies" at Philadelphia, the professionals winning by 5 to 2 only, Weyhing pitching against O'Connor.

On April 12th, the Boston professionals visited Princeton, and took the University team into camp by 7 to 1, Nichols pitching against Brokaw; Dartmouth also defeated the Lehighs at Bethlehem by 12 to 5 the same day. On April 13th, Princeton had to play hard to whip the visiting Dartmouth nine by 5 to 2, Drake pitching against O'Connor. Princeton only made 4 hits off the latter.

On April 14th, Dartmouth tried Yale at New Haven, and facing Carter's skilful pitching, the visitors were shut out 4 to 0. The same day at Lexington, Va., the visiting Vermont University nine defeated the Washington and Lee University nine by 12 to 3. On the same date, too, an exceptional contest took place at Birmingham, Ga., in which the nines of the Alabama University and the Vanderbilt University were the contestants, and so closely was the

game contested that at the end of the sixteenth innings, the game had to be drawn at 2 to 2.

On April 15th, the Pensys and the Vermont University nine indulged in a regular fungo hitting game, in which the home team were defeated by 29 to 15; Cook and Reese were both off in their pitching, no less than 35 base hits being made in the game.

On April 17th, Yale's undergraduate team had a game with the New York Giants at New Haven, which the professionals won by 10 to 4. The same day the Boston champions began a series of games at Charlottesville, Va., against the University nine, in which the professionals won the series by 19 to 5, 7 to 5 and 9 to 8—ten innings—Stivetts pitching against Parker in this last game, which ended April 19th, Bostons only making 9 hits off Parker; in the last game played on the 21st, Boston won by 35 to 13. On April 20th, the Maine college nines got to work at Portsmouth, the Bates College nine beating the locals by 16 to 8. The same day the Colby nine beat the Twitchells at Portland by 30 to 6, and the Portland New England League professionals defeated the Bowdoin College nine by 3 to 2 only.

On April 21st, the Columbia College nine played on their new grounds at Williams' Bridge with the Wesleyans, and the latter won by 7 to 6 only.

Saturday, April 22d, was a busy among the college nines of the country, as will be seen by the appended record of the most prominent of that day's games. Among the games in which the college nines met professional teams on that date, were the following:

CLUBS.	PLAYED AT	PITCHERS.	Score
<i>Brooklyn vs. Yale</i> .....	Eastern Park...	Stein.....Spear	13-6
<i>Baltimore vs. Johns Hopkins</i>	Baltimore.....	Schmidt.....Davis	17-6
<i>Binghamton vs. Cornell U.</i> ...	Ithaca.....	Campfield.....Priest	2-1

The other college games of the same day were as follows:

CLUBS.	PLAYED AT	PITCHERS.	Score
Harvard vs. Holy Cross.....	Worcester.....	J. Highlands...Stafford	6-3
Harvard (Freshm'n) vs. Brown	Cambridge....	Werden.....McMurray	8-5
Yale (Law School) vs. Fordham	St. John's Coll'ge	Bowers.....Smith	7-1
Princeton vs. Wesleyan.....	Princeton.....	Forsyth.....Frost	14-6
Pa. University vs. Columbia..	Philadelphia...	Reese.....Stewart	28-1
Williams vs. Colgate.....	Williamstown..	.....	6-1
Mich. Univ'ty vs. Ill. Univ'ty	Champaign, Ill.	.....	6-5

On April 24th, Harvard beat Amherst at Cambridge by 6 to 0, Wiggin pitching against Colby. The "Pensys," too, took the Wesleyans into camp the same date at Philadelphia by 30 to 2, Bayne pitching against Frost, the home team giving the latter a hot time of it.

April 26th was the great day of the Columbian Naval Parade in New York, on which occasion the Yale nine got shut out by 9 to 0 in New York by the "Giants," and with Carter in the Yale box, too. Harvard also "Chicagoed" the Dartmouth nine at Cambridge the same day by 20 to 0, Highlands pitching against O'Connor. Cornell, too, took the visiting Williams College nine into camp at Ithaca by 12 to 7, and Princeton whipped the Lafayette College nine by 14 to 1 at Princeton; the Yale (Law School) nine also defeated the picked team of the New York Athletic Club nine at New Haven by 7 to 3.

On April 29th, the first game of the series at the New York State College League was played at Schenectady, when the Union College nine defeated the Colgates by 5 to 4. On that date, too, a noteworthy game was played at West Point, between the Cadets and Columbia College nines, Cadets winning by 8 to 2. The fine battery work of Hinkley and Rice, of the Cadets, was a feature. The same day the Harvards visited Providence, and had trouble in beating the Browns by 7 to 5. The Freshmen match, too, between Princeton and Harvard was played on the same date, at Princeton, the home team winning by 9 to 8; the Princeton University nine playing on that date at Ithaca, when they defeated the Cornells by 3 to 2, Drake pitching against Priest. This ended the April contests of note in the college arena.

The most noteworthy college game of the April campaign was that played at Birmingham, Ala., on April 14th, in which the nines of the Alabama and the Vanderbilt Universities were the contestants in a sixteen innings game, which ended in a drawn match with the score at 2 to 2. The Alabama's first baseman, Smith, made three hits out of the five scored on that side, and he scored the two runs; right fielder Hendrix scoring the two runs on the other side by the good hitting of Short and Hunt; the visitors scoring 12 hits off Morrow's pitching, though only one run was earned by them. Here is the score, which is incomplete in its summary:



U. OF ALABAMA.	A	B	R	P	A	E	VANDERBILTS.	A	B	R	P	A	E
Morrow, p.....	6	0	0	2	2	0	J. Fletcher, 1b.....	7	0	2	3	0	1
Ferguson, c.....	6	0	0	7	2	0	Thompson, l.f.....	5	0	0	1	0	0
Friedman, 2b.....	6	0	0	5	6	1	F. Fletcher, c.....	6	0	0	9	4	0
Smith, 1b.....	6	2	3	29	1	1	Barr, c.f.....	7	0	1	2	0	0
Kyser, 2b.....	5	0	1	3	2	0	McKenzie, 2b.....	7	0	1	3	2	0
Little, l.f.....	6	0	0	0	0	0	Jones, 3b.....	7	0	2	1	7	1
Powers, s.s.....	6	0	0	2	6	1	Hendrix, r.f.....	7	2	2	2	0	0
Bankhead, r.f.....	6	0	1	0	0	0	Short, s.s.....	7	0	2	0	7	1
Abbott, c.f.....	5	0	0	0	0	0	Hunt, p.....	6	0	2	0	3	0
Totals.....	52	2	5	48	19	3	Total.....	59	2	12	48	21	3

U. of Alabama.....	0	0	0	0	1	0	1	0	0	0	0	0	0	0	—2
Vanderbilts.....	0	0	1	0	0	0	0	1	0	0	0	0	0	0	—2

Earned run—Vanderbilts. Stolen bases—Ferguson, Smith, 5; Kyser, Fletcher, 3; Barr, McKenzie, 2; Jones, 2; Hendrix, 2; Short, 2; Hunt, 3. First on balls—Off Hunt, 1. Hit by pitcher—By Morrow, 1. Umpire—Leigh Carroll. Time of game—2 hours and 45 minutes.

Another notable contest in April was the victory over Harvard won by the Georgetown College nine on April 7th at Washington, in which the local collegians got in 9 hits off Highlands, while the best the Harvards could do off Carmody's pitching was a record of but 3 hits. The Georgetown fielding was up to a high mark, especially that of the brothers Mahoney, Frothingham's second base playing being the fielding feature on the other side; Corbett, too, catching Highland's pitching finely. Here is the score:

GEORGETOWN.	R	B	P	O	A	E	HARVARD.	R	B	P	O	A	E
Harley, l.f.....	1	2	2	0	0	0	Hallowell, c.f.....	1	1	0	0	0	0
E. Mahoney, 2b.....	0	0	3	6	0	0	Cook, 3b.....	1	1	0	1	0	0
Sullivan, c.....	0	0	6	0	0	0	Sullivan, s.s.....	0	0	1	1	0	0
Garvey, s.s.....	0	0	1	0	0	0	Abbott, r.f.....	0	1	0	0	0	0
Carmody, p.....	1	0	0	0	0	0	Frothingham, 2b.....	0	1	4	3	0	0
G. Mahoney, 1b.....	0	1	10	1	0	0	Dickinson, 1b.....	0	2	11	0	0	0
Carlton, 3b.....	0	0	1	2	0	0	Upton, l.f.....	0	1	0	0	1	0
Murphy, r.f.....	0	0	4	1	0	0	Corbett, c.....	0	1	9	5	0	0
Walsh, c.f.....	1	0	0	0	0	0	J. Highlands, p.....	0	1	0	3	1	0
Totals.....	3	3	27	10	0	0	Totals.....	2	9	*26	13	2	0

\* E. Mahoney out for obstructing fielder.

Georgetown.....	0	0	1	0	1	0	0	1	0	—3
Harvard.....	0	0	0	0	0	2	0	0	0	—2

Earned runs—Harvard, 2; Georgetown, 1. First base on balls—Carlton, Harley, 2; Garvey, 2; E. Mahoney, 2; Welsh, Upton, Cook, Carmody. Hit by pitcher—Harley. First base on error—Georgetown. Left on base—Georgetown, 10; Harvard, 7. Struck out—By Highlands, 9; by Carmody, 5. Passed ball—Corbett. Wild pitch—Carmody. Stolen bases—Carlton, 2; Garvey, Harley, Corbett, Hallowell, Cook. Sacrifice hits—Sullivan, Georgetown, 3; Sullivan, Harvard, 1. Time of game—2 hours. Umpire—Snyder.



The best April game played by the nine of Brown University was that which took place at Providence on April 29th, on which occasion the Browns took the Harvards into camp by the appended score. Sexton was in the box for Brown, and, with the exception of the sixth innings, pitched a good game, considering he was ill with tonsilitis. The fielding of both teams was at times very brilliant. The score:

BROWN.	R	I	B	P	O	A	E	HARVARD.	R	I	B	P	O	A	E
Weeks, 1b.....	0	1	11	0	0			Hallowell, c.f.....	0	2	2	0	1		
Sexton, p.....	0	1	1	3	0			Abbott, l.f.....	1	1	1	0	0	0	
Tenney, c.....	1	2	8	0	0			Frothingham, r.f.....	0	1	0	0	1		
Sterre, s.s.....	1	1	2	1	0			Cook, 3b.....	1	1	2	1	0		
Jones, 2b.....	0	1	1	3	1			Hovey, 2b.....	1	1	4	2	2		
Magill, 3b.....	0	1	1	3	1			Trafford, 1b.....	2	1	8	1	0		
Greene, r.f.....	0	0	0	0	0			Sullivan, s.s.....	0	1	2	1	0		
George, c.f.....	1	1	1	0	0			Upton, c.....	2	2	8	3	0		
McLane, l.f.....	1	1	1	0	0			Wiggin, p.....	0	1	0	1	0		
Bustard, r.f.....	1	0	1	0	1										
Totals.....	5	9	27	10	3			Totals.....	7	11	27	9	4		

Brown.....	1	0	0	0	0	4	0	1	1	—7
Harvard.....	1	0	0	0	0	0	4	0	0	—5

Earned runs—Brown, 2; Harvard, 4. First base on errors—Brown, 2; Harvard, 2. Left on bases—Brown, 7; Harvard, 10. First base on balls—Off Sexton, 5; off Wiggin, 5. Struck out—By Sexton, 6; by Wiggin, 7. Sacrifice hits—Cook, Wiggin. Stolen bases—Sexton, 2; Bustard, 2; Tenney, Abbott. Double play—Sterre and Weeks. Umpires—Burns and Murray. Time of game—2 hours and thirty minutes.

The largest crowd of spectators ever gathered upon Percy Field at Ithaca, was that attracted by the first game of the season between the Cornell University nine and the Princeton nine, which took place on April 29th, 1893, besides which the contest proved to be one of the most exciting the Cornell nine ever took part in, eleven innings having to be played before a conclusion was reached, and then the visiting college nine only won by the small score of 3 to 2. The opposing pitchers were Drake and Priest, and both did affective work in the box, a single run on each side being all that was earned. The Princetons led off with 1 to 0, and it was not until the sixth innings that the Cornells scored a run, and then they tied the score 1 to 1. In the eighth innings each added a single run to the score, and the ninth ended with the score of 2 to 2, amidst the greatest excitement, the close fight made by the local collegians being unexpected. In the eleventh innings a battery error, a base hit and a fielding error enabled the Yales to score the winning run, as will be seen by the appended score:

CORNELL.	R	I	B	P	O	A	E	PRINCETON.	R	I	B	P	O	A	E
Towie, c. f. ....	1	2	0	0	0	0	0	King, 2b .....	1	2	1	3	2		
Best, i. f. ....	0	0	0	0	0	0	0	Woodcock, c. f. ....	0	1	1	0	0		
H. Taylor, c. ....	0	1	10	3	0			Trenchard, c. ....	1	0	5	2	0		
Young, 2b .....	0	0	4	3	0			McKenzie, i. f. ....	1	2	2	0	0		
J. Taylor, 1b .....	0	1	13	1	1			Payne, r. f. ....	0	0	0	0	0		
Johnson, 3b .....	0	0	3	5	2			Guild, 3b .....	0	1	0	4	0		
Hamlin, r. f. ....	0	0	1	0	0			Drake, p. ....	0	0	1	5	1		
Priest, p. ....	0	0	0	3	2			Brooks, s. s. ....	0	1	3	1	0		
O'Connor, s. s. ....	1	1	0	0	1			Otto, 1b .....	0	0	20	0	0		
Totals .....	2	5	*31	15	6			Totals .....	3	7	33	15	3		

\*Winning run made with one man out.

Princeton .....	1	0	0	0	0	0	0	1	0	0	1	—3
Cornell .....	0	0	0	0	0	1	0	1	0	0	0	—2

Earned runs—Cornell, 1; Princeton, 1. Sacrifice hits—Cornell, 3; Princeton, 3. Hit with ball—O'Conner, Trenchard, Woodcock, McKenzie. Stolen bases—Cornell, 4; Princeton, 4. Wild pitches—Priest, 2. Passed ball—Taylor. Struck out—By Priest, 13; by Drake, 4. Time of game—2 hours and 30 minutes. Umpire—McCauley.

It was during the April campaign that an event occurred worthy of special note, and that was the first meeting between Freshmen nine of Princeton and Harvard, which took place at Princeton on April 29th, the result being a closely contested game, in which the home team came in victorious by 9 to 8. The Harvards had McCarty in the box all through the game, but Kerr, of Princeton, who pitched in the first three innings, was retired after the third, as 5 runs were scored off nine hits from his pitching in the first three innings. Wilson then took his place there, and not another run was earned by the Harvards, and only six hits in as many innings made off his pitching. The Princetons won by their superior fielding. Here is the score:

PRINCETON, '96.	R	I	B	P	O	A	E	HARVARD, '96.	R	I	B	P	O	A	E
Ward, 2b .....	1	1	2	4	2			O'Malley, c. ....	2	2	3	0	0		0
Gunster, 3b .....	1	1	2	0	0			Winslow, 3b. ....	2	1	2	2	1		
Gray, s. s. ....	2	3	2	4	0			Brown, s. s. ....	1	1	1	2	1		
Small, i. f. ....	2	3	2	0	1			Hayes, 2b. ....	2	3	2	0	0		
W. D. Ward, 1b. ....	0	1	11	0	0			Ganderman, i. f. ....	1	3	1	0	2		
Williams, c. ....	1	1	5	3	0			McCarty, p. ....	0	2	1	5	1		
Johnson, r. f. ....	0	1	1	0	0			Griffin, 1b. ....	0	2	9	0	1		
Anderson, r. f. ....	0	0	2	0	0			Pain, c. f. ....	0	0	4	0	1		
Kerr, p. ....	1	0	0	1	0			Morse, r. f. ....	0	1	1	0	2		
Wilson, p. ....	1	0	0	2	0			Totals .....	8	15	24	9	9		
Totals .....	9	11	27	14	3										

Harvard, '96 .....	3	0	2	0	0	0	2	1	0	—8
Princeton, '96 .....	0	0	3	0	1	1	3	1	x	—9

Earned runs—Princeton, 2; Harvard, 5. Bases stolen—Princeton, 5; Harvard, 4. Bases on balls—Off McCarty, 5; off Wilson, 2. Hit by pitched ball—Griffin. Struck out—By McCarty, 2; by Kerr, 2; by Wilson, 3. Passed ball—Williams. Umpire—Dufield. Time of game—1 hour and 45 minutes.

THE MAY CAMPAIGN.

The May campaign in the college arena was marked by several specially noteworthy contests, besides which the series of contests between Harvard, Yale and Princeton began, as also the championship games between the college nines of Dartmouth, Williams and Amherst, and also the intercollegiate series between the college nines of the western part of New York State. In fact, May was the month in which the college clubs of the country divided interest with the professional teams to quite a considerable extent, especially in the case of the field meetings between the strong nines of Harvard, Yale, Princeton and the Pennsylvania University. It was in this month, too, that the college nines of the Cornell and Wesleyan and Brown Universities distinguished themselves by noteworthy victories over the "big three" of Harvard, Yale and Princeton, something quite new to college club history.

The most conspicuous contests in the college arena during May and June included the following games worthy of special record.

The most brilliant exhibition of fielding ever seen on the Holmes Field at Cambridge in 1893 was that which marked the drawn games between the nines of Harvard and Brown Universities, played on May 15, the score being as follows. Sexton was hit only five times, with a total of ten, while Brown made eight off Wiggin's delivery. There were 1,500 persons present, among whom was a delegation of Brown men, nearly 100 in number. The enthusiasm and cheering would have done honor to a Yale game. The score:

HARVARD.						BROWN.					
	R	1B	PO	A	E		R	1B	PO	A	E
Hallowell, c.f.	0	1	2	1	0	Weeks, 1b	0	1	5	0	0
Abbott, l.f.	0	0	3	0	0	Sexton, p	1	2	0	9	0
Frothingham, r.f.	0	0	1	0	0	Tenney, c.	1	1	9	1	0
Cook, 3b	1	1	1	1	0	Steere, s.s.	0	1	1	2	1
Hovey, 2b	0	2	2	2	0	Jones, 2b	0	1	5	1	2
Trafford, 1b	0	0	11	0	0	Magill, 3b	0	0	0	1	1
Sullivan, s.si.	0	0	2	3	0	George, c.f.	0	1	8	0	0
Wiggin, p	0	0	0	4	1	Cook, r.f.	0	1	0	0	0
Upton, c.	1	1	8	1	0	McLane, l.f.	0	0	2	0	0
						Gillan, l.f.	0	0	0	0	0
						McMurray, l.f.	0	0	0	0	0
Totals	2	5	30	11	1	Totals	2	8	30	14	4

Harvard.....	0	1	0	0	0	0	0	0	1	0	0	-2
Brown.....	0	0	2	0	0	0	0	0	0	0	0	-2

Earned run—Harvard. First base by errors—Harvard, 4. Left on bases—Harvard, 5; Brown 6. First base on balls—Off Sexton, 1; off Wiggin, 2. Struck out—By Wiggin, 5. Sacrifice hits—Hovey, Hallowell. Stolen bases—Hallowell, Abbott. Double play—Upton and Sullivan. Passed ball—Upton. Umpires—Murray and Burns. Time of game—2 hours and 40 minutes.

The best game of the intercollegiate championship games between the Amherst, Williams and Dartmouth nines in 1893 was that played at Williamstown, Mass., May 30th. Here is the score:

WILLIAMS.	AB	R	B	P	A	E	AMHERST.	AB	R	B	P	A	E
Eaton, 2b.....	4	0	0	0	6	0	Cheney, c.f. ....	4	0	0	1	0	0
Anderson, 3b.....	4	1	2	1	1	1	Allen, c.....	4	0	0	6	2	1
Hollister, p.....	4	0	1	0	4	0	Hunt, 1b.....	3	0	0	7	0	0
Draper, c.....	4	0	0	3	1	0	Stearns, 2b.....	4	0	0	6	2	2
Hammell, l.f.....	4	0	0	0	0	0	Smith, l.f.....	3	0	0	0	0	0
Ide, s.s.....	4	0	1	2	3	0	Landis, s.s.....	3	0	0	2	0	1
Towne, 1b.....	3	0	1	16	0	1	K. Ellis, 3b.....	3	0	0	0	0	0
Cleveland, c.f.....	3	0	0	3	0	0	Jackson, l.f.....	3	0	0	0	0	0
Baker, r.f.....	3	0	2	1	0	0	Colby, p.....	3	0	1	1	6	2
Totals.....	33	1	7	27	15	2	Totals.....	30	0	1	23	10	6

Williams.....	0	0	0	0	0	1	0	0	X	-1
Amherst.....	0	0	0	0	0	0	0	0	0	-0

First on balls—Cleveland. First on errors—Cheney, Allen, Ide, Hammell, Baker. Struck out—By Hollister, 3; by Colby 3. Stolen base—Hollister. Triple play—Stearns, Hunt. Umpire—Brady. Time of game—1 hour and 35 minutes.

### THE CHAMPIONSHIP TEAMS OF THE LEADING UNIVERSITIES.

#### HARVARD, YALE AND PRINCETON.

The most interesting series of games between the "big three" nines of the college arena in 1893 were the three contests between the university nines of Harvard and Yale, which series began on June 24th, at Cambridge and ended on July 1st, at the Polo Grounds. On the occasion of the opening match of the series on the Holmes Field at Cambridge the attendance of spectators was the largest known to Harvard College base ball history. The Boston papers reported the numbers present as nearly 10,000, the Governor of the State being present as well as a number of city dignitaries. The attendance of ladies was the most attractive feature of the vast assemblage, and the deep interest taken in the game, and the intense excitement towards the finish was exceptional in its character. The two crack



which the home team got in three runs, due to an error by Mason at the plate, and a wild throw to second by Highlands, which sent in two runs. In Harvard's ninth innings they failed to score and the blue came in victors by 3 to 0 with an innings to spare. The attendance was the largest ever seen on the Yale field, the galaxy of New Haven beauties present being the attractive feature. Here is the score:

HARVARD.	R	H	PO	A	E	YALE.	R	H	PO	A	E
Mason, c. ....	0	1	7	1	2	Murphy, s s .....	1	2	0	4	0
Abbott, 3b. ....	0	1	0	1	0	Beall, 2b. ....	0	1	1	5	1
Hallowell, c.f. ....	0	0	1	0	0	Case, l.f. ....	1	1	5	0	0
Upton, l.f. ....	0	0	2	0	0	Stephenson, 1b. ....	0	0	12	0	0
Frothingham, 2b. ....	0	0	3	1	0	Speer, r.f. ....	0	0	1	0	0
Cook, r.f. ....	0	0	0	0	0	Bliss, c.f. ....	0	2	2	0	1
Highlands, p. ....	0	0	1	1	0	Arbuthnot, 3b. ....	0	0	0	2	0
Sullivan, s.s. ....	0	0	3	1	0	Kedzie, c. ....	0	0	6	1	0
Trafford, 1b. ....	0	1	7	1	0	Carter, p. ....	1	1	0	2	0
Totals. ....	0	3	24	6	2	Totals. ....	3	7	27	12	2

Harvard..... 0 0 0 0 0 0 0 0 0 0 0—0  
 Yale..... 0 0 0 0 0 0 0 0 3 0—3

Bases on balls—Harvard, 1. Left on bases—Yale, 5; Harvard, 5. Three-base hit—Trafford. Struck out—Stephenson, Speer, 2; Arbuthnot, Kedzie, 2; Upton, 2; Sullivan, Trafford, 2. Passed balls—Mason, 2. Attendance, 6,000. Umpires—Curry and Bond.

The third and last game of the series was played at the Polo Grounds on July 1st, with the self-same batteries in position, and this time Harvard led the score from start to finish, fielding errors giving the game to the victors, as the earned runs were even 2 to 2, while Yale led in base hits by 8 to 7. We saw this game and therefore give a complete analytical score of the contest, one which the college clubs should adopt for 1894, as it gives the chances for catches offered off the pitching, as well as the number of runners forwarded by base hits, both of which show the weak and strong points of the batting, which the other scores do not.

HARVARD.	R	1B	PO	A	E	YALE.	R	1B	PO	A	E
Mason, c. ....	2	2	10	2	3	Murphy, s.s. ....	1	2	0	6	1
Abbott, 3b. ....	0	0	0	1	0	Beall, 2b. ....	2	0	0	0	1
Hallowell, c.f. ....	0	1	1	0	0	Case, l.f. ....	1	2	0	0	0
Upton, l.f. ....	2	1	0	0	0	Stephenson, 1b. ....	0	1	11	0	0
Frothingham, 2b. ....	1	1	3	2	0	Speer, r.f. ....	0	2	1	0	0
Cook, r.f. ....	1	0	0	1	0	Bliss, c.f. ....	0	1	3	1	0
Highlands, p. ....	0	0	0	6	0	Arbuthnot, 3b. ....	0	0	1	1	1
Sullivan, s.s. ....	0	2	2	0	0	Kedzie, c. ....	0	0	9	6	1
Trafford, 1b. ....	0	0	11	0	0	Carter, p. ....	0	0	2	0	0
Totals. ....	6	7	27	12	3	Totals. ....	4	8	27	14	4



SCORE BY INNINGS.

Harvard.....	1	0	0	3	0	0	0	2	0	6
Yale.....	0	0	0	2	0	0	0	0	2	4

BASE HITS EACH INNINGS.

Harvard.....	1	0	0	3	0	0	0	2	1	7
Yale.....	0	0	0	2	0	1	1	0	4	8

First base by errors—Harvard, 2; Yale 1. Battery errors—Harvard, 2; Yale, 2. Left on bases—Harvard, 4; Yale, 3. Chances for catchers—Harvard, 10; Yale 8. Sacrifice hits—By Hallowell, 1. Stolen bases—By Mason, 1; Hallowell, 1; Upton, 1; Sullivan, 1; Trafford, 1; Murphy, 2; Beall, 1; Case, 1; Speer, 1. Runners forwarded by base hits—By Sullivan 3; Upton, 1; Frothingham, 1; Speer, 2; Case 1; Bliss, 1. Balks—By Highlands, 4; Carter, 2.

PITCHING SCORE.

Innings pitched—By Carter, 9; by Highlands, 9. Base hits—Off Carter, 7; off Highlands, 8. Runs earned—Off Carter, 2; off Highlands, 2. Bases on balls—By Carter, 1; by Highlands, 2. Hit batsman—By Carter, 1. Struck out—By Carter, 13; by Highlands, 10. Umpires—Curry and Bond. Time of game—2 hours and 25 minutes.

YALE VS. PRINCETON.

The series of games between the university nines of Yale and Princeton for 1893 began on May 20th at New Haven, on which date fully 5,000 spectators were gathered on the Yale field to witness the contest. The opposing pitchers were Carter, of Yale, and Drake, of Princeton, and the home team held the lead from start to finish, though the game was far from being the one-sided contest the score would lead one to suppose it was. Yale led by 2 to 0 at the start, and were in the van by 5 to 0 at the end of the fourth innings. After that Princeton had the best of it as they got in a run by fielding errors and blanked their opponents in four successive innings. Carter's effective delivery, splendidly backed up by Kedsie, proved too much for the Princeton batsmen, only 5 hits being made off his pitching. Drake, too, was effective, not one of the five runs made on Yale being earned off the pitching, only 6 hits being made. Here is the score:

PRINCETON.	R	I	B	P	O	A	E	YALE.	R	I	B	P	O	A	E
King, 2b.....	0	0	5	2	0			Ruston, 3b.....	0	0	3	0	0		
Woodcock, c. f.....	1	1	0	0	0			Arbuthnot, 3b.....	0	0	1	3	0		
McKenzie, l. f.....	0	0	4	0	0			Beall, c. f.....	2	2	1	0	1		
Payne, r. f.....	0	2	1	0	0			Case, l. f.....	1	0	0	0	0		
Guild, lb. s. s.....	0	1	1	2	1			Stephenson, 1b.....	0	2	7	0	0		
Trenchard, c.....	0	1	6	2	0			Speer, r. f.....	1	1	0	0	0		
Gunster, 3b.....	0	0	1	1	0			Bliss, s. s.....	1	0	0	2	1		
Brooks, s. s.....	0	0	0	0	0			Hedges, 2b.....	0	0	1	1	0		
Otto, lb.....	0	0	5	1	2			Kedzie, c.....	0	0	14	6	0		
Drake, p.....	0	0	0	2	0			Carter, p.....	0	1	0	0	0		
Totals.....	1	5	*23	10	3			Totals.....	5	6	27	12	2		

\*Hedges out, hit by batted ball.

RUNS EACH INNINGS.

Princeton.....	0	0	0	0	0	1	0	0	0	—1
Yale.....	2	0	1	2	0	0	0	0	0	—5

First base on balls—By Carter, 1; by Drake, 2. Struck out—By Carter, 15; by Drake, 3. Sacrifice hits—Princeton, 1; Yale, 1. Stolen bases—Beall, Case, 2; Stephenson, Speer, Bliss, Payne, King. Hit by pitched ball—Kedzie. Passed balls—Kedzie. Umpires—Mr. Muller, of Boston; Mr. Curry, of New York. Time of game—1 hour and 40 minutes.

The second game of the series took place at Princeton on June 10th in the presence of nearly 4,000 people, and again were Carter and Drake the opposing pitchers. Drake was very effective in his box work, but was not well supported in the field, Otto showing up weak at short. But despite of the errors, Yale only made 2 hits in the entire game and but two runs, Princeton getting 7 hits off Carter, but they failed to field a run owing to the superior fielding of the visitors. Good base running by the Yale helped them to victory. Yale scored their singles in the second and fourth innings and drew blanks in the last five. Here is the score:

YALE.	R	B	P	O	A	E	PRINCETON.	R	B	P	O	A	E
Murphy, s.s.....	0	0	0	3	0	0	Payne, r. f.....	0	1	1	0	0	0
Beall, 2b.....	0	1	1	1	0	0	Guild, 1b.....	0	1	11	1	1	1
Case, 1. f.....	0	0	3	0	1	0	King, 2b.....	0	0	2	1	0	0
Stephenson, 1b.....	0	0	11	0	0	0	Trenchard, r. f.....	0	1	0	0	0	0
Speer, r. f.....	1	1	0	0	0	0	Woodcock, l. f.....	0	2	8	0	0	0
Bliss, c. f.....	0	0	2	0	0	0	Humphreys, c.....	0	0	5	1	0	0
Kedzie, c.....	1	0	8	6	0	0	Gunster, 3b.....	0	1	0	0	1	0
Carter, p.....	0	0	0	1	0	0	Otto, s. s.....	0	1	0	6	3	0
Ruskin, 3b.....	0	0	2	3	0	0	Drake, p.....	0	0	0	4	0	0
Totals.....	2	2	27	14	1	1	Totals.....	0	7	27	13	5	5

Yale.....	0	0	1	0	1	0	0	0	0	0	0	0	—2
Princeton.....	0	0	0	0	0	0	0	0	0	0	0	0	—0

Earned run—Yale. First base by errors—Yale, 3; Princeton, 1. Left on bases—Yale, 2; Princeton, 8. First base on balls—Off Carter, 4; off Drake, 4. Struck out—By Carter, 10; by Drake, 5. Homerun—Speer. Sacrifice hit, —Woodcock. Stolen bases—Beall, Woodcock, Payne and Trenchard. Double play—Ruskin, Beall and Stephenson. Hit by pitcher—Gunster. Umpires—Muller and Curry. Time of game—2 hours.

This settled the tourney between them, but for gate money purposes they played the third game at the Polo grounds, June 17th, when Yale won easily in an uninteresting contest by 14 to 7 in runs; 14 to 7 in base hits; 2 to 13 in fielding errors and 2 to 2 in earned runs, Carter and Davis pitching against Drake.

THE INTERCOLLEGIATE RECORD FOR 1893.

The struggle for the championship of the Intercollegiate Association of New England colleges was an interesting

one in many respects, the campaign being marked by half a dozen closely contested and well played games, prominent among which was the drawn game of May 6th, at Williamstown, between Dartmouth and Williams, which ended with a score of 2 to 2 at the end of the 11th innings. A fine game, too, was played on May 30th, at the same place, when the Williams nine were victors over the Amhersts by 1 to 0, Hollister pitching against Colby. Here is the full record of the championship campaign:

DATE.	CLUBS.	PLAYED AT	PITCHERS.	Score
May 5	Williams vs. Dartmouth	Williamstown	Howe.....O'Connor (11 innings)	9-5
May 6	Dartmouth vs. Williams	Williamstown	O'Connor ... Hollister	2-2
May 9	Amherst vs. Williams..	Amherst .....	Colby..... Hollister	10-2
May 26	Amherst vs. Dartmouth	Amherst .....	Colby..... O'Connor	11 4
May 27	Dartmouth vs. Amherst	Amherst .....	O'Connor.... Gregory	4 0
May 30	Williams vs. Amherst..	Williamstown	Hollister..... Colby	1-0
June 2	Dartmouth vs. Williams	Hanover.....	O'Connor.... Hollister	6-2
June 3	Williams vs. Dartmouth	Hanover.....	Hollister....O'Connor	5-2
June 9	Amherst vs. Dartmouth	Hanover.....	Colby..... O'Connor	6-3
June 10	Amherst vs. Dartmouth	Hanover.....	Gregory....O'Connor	5-3
June 20	Amherst vs. Williams..	Williamstown	Colby..... Hollister	11-5
June 23	Amherst vs Williams..	Amherst .....	Colby.....Hollister	4-2

The record in full is as follows:

CLUBS.	Amherst.				Per cent. of Victories.
	Amherst.	Williams.	Dartmouth.	Victories.	
Amherst.....	1	3	3	6	.750
Williams .....	1	1	2	3	.429
Dartmouth.....				2	.286
Defeats.....	2	4	5	11	

The players of the three clubs were as follows:

AMHERST.  
Colby, p.  
Allen, c.  
Hunt, 1b.  
Stearns, 2b.  
Ellis, 3b.  
Landis, s.s.  
Jackson, r.f.  
Cheney, c.f.  
Smith, l.f.

WILLIAMS.  
Hollister, p.  
Draper, c.  
Towne, 1b.  
Eaton, 2b.  
Anderson, 3b.  
Ide, s.s.  
Baker, r.f.  
Cleveland, c.f.  
Hammott, l.f.

DARTMOUTH.  
O'Connor, p.  
Ranney, c.  
Tuxbury, 1b.  
Smalley, 2b.  
Griffin, 3b.  
Ferguson, s.s.  
Dinsmore, r.f.  
Clagmot, c.f.  
Abbott, l.f.



# THE PLAYING RULES

OF

## Professional · Base · Ball · Clubs

AS ADOPTED BY THE NATIONAL LEAGUE AND AMERICAN  
ASSOCIATION OF PROFESSIONAL BASE BALL CLUBS.

---

### THE BALL GROUND.

RULE 1. The Ground must be an inclosed field, sufficient  
size to enable each player to play in his position as  
required by these Rules.

RULE 2. To lay off the lines governing the positions  
to be played off the Game known as *Base Ball*, proceed as  
follows:

From a point A, within the grounds project a right line  
into the field, and at a point B, 154 feet from point A,  
draw lines B C and B D at right angles to the line A B;  
with B as centre and 63.63945 feet as radius, describe  
arcs cutting the lines B A at F and B C at G; B D at H;  
and B E at I. Draw lines F G, G E, E H and H F, and  
these lines will be the containing lines of the Diamond or  
Diamond.

### THE CATCHER'S LINES.

RULE 3. With F as centre and 90 feet radius, an arc  
describe cutting line F A at L, and draw lines L M and L O at right  
angles to F A; and continue same out from F A not less  
than 20 feet.

### THE FOUL LINE.

RULE 4. From the intersection point F continue the  
containing lines F G and F H until they intersect with the  
lines L M and L I, and then from the points G and H in  
opposite direction until they reach the boundary lines  
of the grounds.

### THE PLAYER'S LINES.

RULE 5. With F as centre and 50 feet radius, describe  
arcs cutting lines F O and E M at P and Q, then with F as  
centre and 75 feet radius describe arcs cutting F G  
at R and S; then from the points P Q R and S  
draw lines at right angles to the lines F O, F M, F G, and

F H, and continue same until they intersect at the points T W and W.

#### THE CAPTAIN AND COACHER'S LINE.

**RULE 6** With R and S as centres and 15 feet radius, describe arcs cutting lines R W and S T at X and Y, and from the points X and Y draw lines parallel with lines F H and F G, and continue same out to the boundary lines of the ground.

#### THE THREE FOOT LINE.

**RULE 7.** With F as centre and 45 feet radius, describe an arc cutting line F G at 1, and from point 1 out to the distance of three feet draw a line at right angles to F G and marked point 2; then from point 2, draw a line parallel with the line F G to a point three feet beyond the point G, and marked 3; then from the point 3 draw a line at right angles to line 2, 3, back to and intersecting with line F G and from thence back along line G F to point 1.

#### THE PITCHER'S PLATE.

**RULE 8.** With point F as centre and 60.5 feet as radius, describe an arc cutting the line F B at a point 4, and draw a line 5, 6, passing through point 4 and extending six inches on either side of line F B; then with line 5, 6 as a side, describe a parallelogram twelve inches by four inches.

#### THE BASES.

**RULE 9.** Within the angle F, describe a square the sides of which shall be 12 inches, two of its sides lying upon the lines F G and F H, and within the angles G and H describe squares the side of which shall be 15 inches, the two outer sides of said square lying upon the lines F G and G I and F H and H I, and at the angle E describe a square whose side shall be 15 inches and so described that its sides shall be parallel with G I and I H and its centre immediately over the angular point E.

#### THE BATMAN'S LINE.

**RULE 10.** On either side of the line A F B describe two parallelograms 6 feet long and 4 feet wide (marked 8 and 9), their length being parallel with the line A F B, their distance apart being 6 inches added to each end of the length of the diagonal of the square within the angle F, and the centre of their length being upon said diagonal.

**RULE 11.** The Home Base at F and the Pitcher's Plate



at 4 must be of whitened rubber and so fixed in the ground as to be even with the surface.

RULE 12. The First Base at G, the Second Base at E, and the Third Base at H, must be of white canvas bags filled with soft material and securely fastened in their positions described in Rule 9.

RULE 13. The lines described in Rules 3, 4, 5, 6, 7 and 10 must be marked with lime, chalk, or other suitable material so as to be distinctly seen by the Umpire.

#### THE BALL.

RULE 14. The Ball:\* See Foot Note.

SEC. 1. Must not weigh less than five or more than five and one-quarter ounces avoirdupois, and measure not less than nine nor more than nine and one-quarter inches in circumference. The Spalding League Ball, or the Reach American Association Ball must be used in all games played under these rules.

SEC. 2. For each championship game two balls shall be furnished by the Home Club to the Umpire for use. When the ball in play is batted to foul ground out of sight of the Umpire, the other ball shall be immediately brought into play. As often as one of the two in use shall be lost, a new one must be substituted, so that the Umpire shall at all times after the game begins, have two balls for use. The moment the Umpire delivers an alternate ball to the pitcher it comes into play, and shall not be exchanged until it, in turn, passes out of sight to foul ground. At no time shall the ball be intentionally discolored by rubbing it with the soil or otherwise.

SEC. 3. In all games the ball or balls played with shall be furnished by the Home Club, and the last ball in play becomes the property of the winning club. Each ball to be used in championship games shall be examined, measured and weighed by the Secretary of the Association, inclosed in a paper box and sealed with the seal of the Secretary, which seal shall not be broken except by the Umpire in the presence of the Captains of the two contesting nines after play has been called.

SEC. 4. Should the ball become out of shape, or cut or ripped so as to expose the interior, or in any way so injured

---

\*The Spalding League Ball has been adopted by the National League for the past fifteen years, and is used in all League contests.

For junior clubs (clubs composed of boys under 16 years of age) we recommend them to use the Spalding Boys' League Ball and that games played by junior clubs with this ball will count as legal games the same as if played with the Official League Ball.

as to be—in the opinion of the Umpire—unfit for fair use, he shall, upon appeal by either Captain, at once put the alternate ball into play and call for a new one.

#### THE BAT.

RULE 15. The Bat:

Must be made wholly of hard wood except that the handle may be wound with twine, or a granulated substance applied, not to exceed eighteen inches from the end.

It must be round, not exceed two and one-half inches in diameter in the thickest part, and must not exceed forty-two inches in length.

#### THE PLAYERS AND THEIR POSITIONS.

RULE 16. The players of each club in a game shall be nine in number, one of whom shall act as Captain, and in no case shall less than nine men be allowed to play on each side.

RULE 17. The players' positions shall be such as may be assigned them by their Captain, except that the Pitcher must take the position as defined in Rules 8 and 20.

RULE 18. Players in uniform shall not be permitted to occupy seats among the Spectators.

RULE 19. Every Club shall adopt uniforms for its players, but no player shall attach anything to the sole or heel of his shoes other than the ordinary base ball shoe plate.

#### PLAYERS' BENCHES.

RULE 20. The Players' Benches must be furnished by the Home Club, and placed upon a portion of the ground outside of, and not nearer than twenty-five feet to, the Players' Lines. One such bench must be for the exclusive use of the visiting club and one for the exclusive use of the home club, and the players of the competing teams shall be required to occupy their respective benches during the progress of the game.

#### THE GAME.

RULE 21. SECTION 1. Every Championship Game must be commenced not later than two hours before sunset.

SEC. 2. A Game shall consist of nine innings to each contesting nine, except that

(a) If the side first at bat scores less runs in nine innings than the other side has scored in eight innings, the game shall then terminate.

(b) If the side last at bat in the ninth innings scores the winning run before the third man is out, the game shall terminate.

## A TIE GAME.

RULE 22. If the score be a tie at the end of nine innings, play shall be continued until one side has scored more runs than the other in an equal number of innings, provided that if the side last at bat scores the winning run before the third man is out, the game shall terminate.

## A DRAWN GAME.

RULE 23. A Drawn Game shall be declared by the Umpire when he terminates a game on account of darkness or rain, after five equal innings have been played, if the score at the time is equal on the last even innings played; but (exception) if the side that went second to bat is then at the bat, and has scored the same number of runs as the other side, the Umpire shall declare the game drawn without regard to the score of the last equal innings.

## A CALLED GAME.

RULE 24. If the Umpire calls "Game" on account of darkness or rain at any time after five innings have been completed, the score shall be that of the last equal innings played, unless the side second at bat shall have scored one or more runs than the side first at bat, in which case the score of the game shall be the total number of runs made.

## A FORFEITED GAME.

RULE 25. A forfeited game shall be declared by the Umpire in favor of the club not in fault, at the request of such club, in the following cases:

SECTION 1. If the nine of a club fail to appear upon a field, or being upon the field fail to begin the game within five minutes after the Umpire has called "Play," at the hour appointed for the beginning of the game, unless such delay in appearing or in commencing the game be unavoidable.

SEC. 2. If, after the game has begun, one side refuses or fails to continue playing, unless such game has been suspended or terminated by the Umpire.

SEC. 3. If, after play has been suspended by the Umpire, one side fails to resume playing within *one minute* after the Umpire has called "Play."

SEC. 4. If a team resorts to dilatory practice to delay the game.

SEC. 5. If, in the opinion of the Umpire, any one of these rules is wilfully violated.

SEC. 6. If, after ordering the removal of a player as authorized by Rule 59, Sec. 5, said order is not obeyed within five minutes.

SEC. 7. In case the Umpire declares a game forfeited, he shall transmit a written notice thereof to the President of the Association within twenty-four hours thereafter.

#### NO GAME.

RULE 26. "No Game" shall be declared by the Umpire if he shall terminate play on account of rain or darkness, before five innings on each side are completed, except in a case when the game is called, the club second at bat shall have more runs at the end of its fourth innings than the club first at bat has made in its five innings, then the Umpire shall award the game to the club having made the greatest number of runs, and it shall be a game and be so counted in the Championship record.

#### SUBSTITUTES.

RULE 27. SECTION 1. In every championship game each team shall be required to have present on the field, in uniform, one or more substitute players.

SEC. 2. Any such player may be substituted at any time by either club, but no player thereby retired shall thereafter participate in the game.

SEC. 3. The Base Runner shall not have a substitute run for him except by consent of the Captains of the contesting teams.

#### CHOICE OF INNINGS—CONDITION OF GROUND.

RULE 28. The choice of innings shall be given to the Captain of the Home Club, who shall also be the sole judge of the fitness of the ground for beginning a game after rain.

#### THE PITCHER'S POSITION.

RULE 29. The pitcher shall take his position facing the batsman with both feet square on the ground, and in front of the pitcher's plate, but in the act of delivering the ball one foot must be in contact with the pitcher's plate defined in Rule 8. He shall not raise either foot, unless in the act of delivering the ball, nor make more than one step in such delivery. He shall hold the ball, before the delivery fairly in front of his body, and in sight of the Umpire. When the pitcher feigns to throw the ball to a base he must resume the above position and pause momentarily before delivering the ball to the bat.

#### THE DELIVERY OF THE BALL—FAIR AND UNFAIR BALLS.

RULE 30. A Fair Ball is a ball delivered by the pitcher while standing in his position, and facing the Batsman, the ball so delivered, to pass over the Home Base, not lower than the Batsman's knee, nor higher than his shoulder.

**RULE 31.** An Unfair Ball is a ball delivered by the Pitcher, as in Rule 30, except that the ball does not pass over the Home Base, or does pass over the Home Base above the Batsman's shoulder or below the knee.

#### BALKING.

**RULE 32.** A Balk shall be

**SECTION 1.** Any motion made by the Pitcher to deliver the ball to the bat without delivering it.

**SEC. 2.** The holding of the ball by the pitcher so long as to delay the game unnecessarily.

**SEC. 3.** Any motion in delivering the ball to the bat by the Pitcher while not in the position defined in Rule 29.

#### DEAD BALLS.

**RULE 33.** A Dead Ball is a ball delivered to the bat by the Pitcher that touches any part of the Batsman's person or clothing while standing in his position without being struck at; or any part of the Umpire's person or clothing, while on foul ground, without first passing the Catcher.

**RULE 34.** In case of a Foul Strike, Foul Hit ball not legally caught out, Dead Ball, or Base Runner put out for being struck by a fair hit ball, the ball shall not be considered in play until it is held by the pitcher standing in his position.

#### BLOCK BALLS.

**RULE 35. SECTION 1.** A Block is a batted or thrown ball that is stopped or handled by any person not engaged in the game.

**SEC. 2.** Whenever a Block occurs the Umpire shall declare it, and Base Runners may run the bases without being put out until the ball has been returned to and held by the pitcher standing in his position.

**SEC. 3.** In the case of a Block, if the person not engaged in the game should retain possession of the ball, or throw or kick it beyond the reach of the Fielders, the Umpire should call "Time," and require each Base Runner to stop at the last base touched by him until the ball be returned to the pitcher standing in his position.

#### THE BATSMAN'S POSITION—ORDER OF BATTING.

**RULE 36.** The batsmen must take their positions within the Batsmen's Lines, as defined in Rule 10, in the order in which they are named in the batting order, which batting order must be submitted by the Captains of the opposing teams to the Umpire before the game, and when approved

by him this batting order must be followed except in the case of a substitute player, in which case the substitute must take the place of the original player in the batting order. After the first inning the first striker in each inning shall be the batsman whose name follows that of the last man who has completed his turn—time at bat—in the preceding inning.

**RULE 37. SECTION 1.** When their side goes to the bat the players must immediately return to the players' bench as defined in Rule 20, and remain there until the side is put out, except when batsmen or base runner; provided that the Captain and one assistant only may occupy the space between the Players' Lines and the Captain's Lines to coach base runners.

**SEC. 2.** No player of the side at bat, except when batsman, shall occupy any portion of the space within the Catcher's Lines, as defined in Rule 6. The triangular space behind the Home Base is reserved for the exclusive use of Umpire, Catcher and Batsman, and the Umpire must prohibit any player of the side "at bat" from crossing the same at any time while the ball is in the hands of, or passing between the Pitcher and Catcher, while standing in their positions.

**SEC. 3.** The players of the side "at bat" must occupy the portion of the field allotted them, but must speedily vacate any portion thereof that may be in the way of the ball, or any Fielder attempting to catch or field it.

#### THE BATTING RULES.

**RULE 38.** A Fair hit is a ball batted by the batsman, standing in his position, that first touches any part of the person of a player or umpire or falls within the foul lines, that (whether it first touches Foul or Fair Ground) bounds or rolls within the Foul Lines, between Home and First, or Home and Third Bases, without interference by a player.

**RULE 39.** A Foul Hit is a ball batted by the Batsman, standing in his position, that first touches the ground, any part of the person of a player, or any object behind either of the Foul Lines, or that strikes the person of such Batsman, while standing in his position, or batted directly to the ground by the Batsman, standing in his position, that (whether it first touches Foul or Fair Ground) bounds or rolls outside the Foul Lines, between Home and First or Home and Third Bases without interference by a player. *Provided*, that a Foul Hit ball not rising above the Batsman's head, and caught by the Catcher playing within ten feet of the Home Base, shall be termed a Foul Tip.



**RULE 40.** A bunt hit is a fair hit to the ground within the infield.

BALLS BATTED OUTSIDE THE GROUNDS.

**RULE 41.** When a batted ball passes outside the grounds, the Umpire shall decide it Fair should it disappear within, or Foul should it disappear outside of, the range of the Foul Lines, and Rules 38 and 39 are to be construed accordingly.

**RULE 42.** A Fair Batted ball that goes over the fence shall entitle the batsman to a home run, except that should it go over the fence at a less distance than two hundred and thirty-five feet from the Home Base, when he shall be entitled to two bases only, and a distinctive line shall be marked on the fence at this point:

STRIKES.

**RULE 43.** A strike is

**SECTION 1.** A ball struck at by the Batsman without its touching his bat; or

**SEC. 2.** A Fair Ball legally delivered by the Pitcher, but not struck at by the Batsman.

**SEC. 3.** Any obvious attempt to make a Foul Hit.

**SEC. 4.** A foul hit, other than a foul tip, made by the batsman while attempting a bunt hit, as defined in Rule 40, that falls or rolls upon foul ground between home base and first base or home base and third base.

**SEC. 5.** A ball struck at, if the ball touches any part of the batsman's person.

**RULE 44.** A Foul Strike is a ball batted by the Batsman when any part of his person is upon ground outside the lines of the Batsman's position.

THE BATSMAN IS OUT.

**RULE 45.** The Batsman is out:

**SECTION 1.** If he fails to take his position at the bat in his order of batting, unless the error be discovered and the proper Batsman takes his position before a fair hit has been made; and in such case the balls and strikes called must be counted in the time at bat of the proper batsman. *Provided*, this rule shall not take effect unless *the out* is declared before the ball is delivered to the succeeding Batsman.

**SEC. 2.** If he fails to take his position within one minute after the Umpire has called for the Batsman.

**SEC. 3.** If he makes a Foul Hit other than a Foul Tip as defined in Rule 39, and the ball be momentarily held by a Fielder before touching the ground, provided it be not caught

in a Fielder's hat or cap, or touch some object other than a Fielder, before being caught.

SEC. 4. If he makes a Foul Strike.

SEC. 5. If he attempts to hinder the Catcher from fielding or throwing the ball by stepping outside the lines of his position, or otherwise obstructing or interfering with that player.

SEC. 6. If, while the First Base be occupied by a base runner, three strikes be called on him by the Umpire, except when two men are already out.

SEC. 7. If, after two strikes have been called the Batsman obviously attempts to make a foul hit, as in Section 3, Rule 43.

SEC. 8. If, while attempting a third strike the ball touches any part of the batsman's person, in which event base runners occupying bases shall return as prescribed in Section 5, Rule 43.

SEC. 9. If he hits a fly ball that can be handled by an infielder while first base is occupied with only one out.

SEC. 10. If the third strike is called in accordance with Section 4, Rule 48.

## BASE RUNNING RULES.

### WHEN THE BATSMAN BECOMES A BASE RUNNER.

RULE 46. The Batsman becomes a base runner:

SECTION 1. Instantly after he makes a Fair Hit.

SEC. 2. Instantly after four balls have been called by the Umpire.

SEC. 3. Instantly after three strikes have been declared by the Umpire

SEC. 4. If, while he be a batsman without making an attempt to strike his person—excepting hands or forearm, which makes it a dead ball—or clothing be hit by a ball from the Pitcher, unless—in the opinion of the Umpire—he intentionally permits himself to be so hit.

SEC. 5. Instantly after an illegal delivery of a ball by the Pitcher.

### BASES TO BE TOUCHED.

RULE 47. The Base Runner must touch each base in regular order, viz., First, Second, Third and Home Bases; and when obliged to return (except on a foul hit) must retouch the base or base in reverse order. He shall only be considered as holding a base after touching it, and shall then be entitled to hold such base until he has legally touched the next base in order, or has been legally forced to vacate it for a succeeding Base Runner.

## ENTITLED TO BASES.

RULE 48. The Base Runner shall be entitled, without being put out, to take the Base in the following cases.

SECTION 1. If, while he was Batsman, the Umpire called four Balls.

SEC. 2. If the Umpire awards a succeeding batsman a base on four balls, or for being hit with a pitched ball, or in case of an illegal delivery—as in Rule 46, Sec. 5—and the Base Runner is thereby forced to vacate the base held by him.

SEC. 3. If the Umpire calls a “balk.”

SEC. 4. If a ball, delivered by the Pitcher, pass the Catcher and touch the Umpire, or any fence or building within ninety feet of the Home Base.

SEC. 5. If upon a fair hit the Ball strikes the person or clothing of the Umpire on fair ground.

SEC. 6. If he be prevented from making a base by the obstruction of an adversary.

SEC. 7. If the Fielder stop or catch a batted ball with his hat, or any part of his dress.

## RETURNING TO BASES.

RULE 49. The Base Runner shall return to his Base, and shall be entitled to so return without being put out:

SECTION 1. If the umpire declares a Foul Tip (as defined in 37) or any other Foul Hit not legally caught by a Fielder.

SEC. 2. If the Umpire declares a Foul Strike.

SEC. 3. If the Umpire declares a Dead Ball, unless it be also the fourth Unfair Ball and he be thereby forced to take the next base, as provided in Rule 48, Sec. 2.

SEC. 4. If the person or clothing of the Umpire interferes with the Catcher or he is struck by a ball thrown by the Catcher to intercept a Base Runner.

SEC. 5. The Base Runner shall return to his base, if, while attempting a strike, the ball touches any part of the Batsman's person.

## WHEN BASE RUNNERS ARE OUT.

RULE 50. The Base Runner is out:

SECTION 1. If, after three strikes have been declared against him while Batsman, and the Catcher fail to catch the third strike ball, he plainly attempts to hinder the Catcher from fielding the ball.

SEC. 2. If, having made a Fair Hit while Batsman, such fair hit ball be momentarily held by a Fielder, before touching the ground, or any object other than a Fielder: *Provided*, it be not caught in a Fielder's hat or cap.

SEC. 3. If, when the Umpire has declared three strikes on him, while Batsman, the third strike ball be momentarily held by a Fielder before touching the ground: *Provided*, it be not caught in a Fielder's hat or cap, or touch some object other than a Fielder, before being caught.

SEC. 4. If, after Three Strikes or a Fair Hit, he be touched with the ball in the hand of a Fielder *before* he shall have touched First Base.

SEC. 5. If, after Three Strikes or a Fair Hit, the ball be securely held by a Fielder, while touching First Base with any part of his person, *before* such Base Runner touches First Base.

SEC. 6. If, in running the last half of the distance from Home Base to First Base, while the ball is being fielded to First Base, he runs outside the Three Feet Lines, as defined in Rule 10 unless to avoid a Fielder attempting to field a Batted Ball.

SEC. 7. If, in running from First to Second Base, from Second to Third Base, or from Third to Home Base he runs more than three feet from a direct line between such bases to avoid being touched by the ball in the hands of a Fielder; but in case a Fielder be occupying the Base Runner's proper path, attempting to field a batted ball, then the Base Runner shall run out of the path, and behind said Fielder, and shall not be declared out for so doing.

SEC. 8. If he fails to avoid a Fielder attempting to field a batted ball, in the manner described in Sections 6 and 7 of this Rule; or if he in any way obstructs a Fielder attempting to field a batted ball, or intentionally interferes with a thrown ball: *Provided*, that if two or more Fielders attempt to field a batted ball, and the Base Runner comes in contact with one or more of them, the Umpire shall determine which Fielder is entitled to the benefit of this Rule, and shall not decide the Base Runner out for coming in contact with any other fielder.

SEC. 9. If, at any time while the ball is in play, he be touched by the ball in the hands of a Fielder, unless some part of his person is touching a base he is entitled to occupy. *Provided*, the ball be held by the Fielder after touching him; but (exception as to First Base), in running to First Base, he may overrun said base without being put out for being off said base after first touching it, provided he returns at once and retouches the base, after which he may be put out as at any other base. If, in overrunning First Base, he also attempts to run to second Base, or, after passing the base he turns to his left from the foul line, he shall forfeit such exemption from being put out.

SEC. 10. If, when a Fair or Foul Hit ball (other than a foul tip as referred to in Rule 36) is legally caught by a Fielder, such ball is legally held by a Fielder on the base occupied by the Base Runner when such ball was struck (or the Base Runner be touched with the ball in the hands of a Fielder), before he retouches said base after such Fair or Foul Hit ball was so caught. *Provided* that the Base Runner shall not be out in such case, if, after the ball was legally caught as above, it be delivered to the bat by the Pitcher before the Fielder holds it on said base, or touches the Base Runner with it; but if the Base Runner in attempting to reach a base, detaches it before being touched or forced out, he shall be declared safe.

SEC. 11. If, when a Batsman becomes a Base Runner, the First Base, or the First and Second Bases, or the First, Second and Third Bases, be occupied, any Base Runner so occupying a base shall cease to be entitled to hold it, until any following Base Runner is put out, and may be put out at the next base or by being touched by the ball in the hands of a Fielder in the same manner as in running to First Base, at any time before any following Base Runner is put out.

SEC. 12. If a Fair Hit ball strike him *before touching the Fielder*, and in such case no base shall be run unless forced by the Batsman becoming a Base Runner, and no run shall be scored; or any other Base Runner put out.

SEC. 13. If when running to a base or forced to return to a base, he fail to touch the intervening base or bases if any, in the order prescribed in Rule 47, he may be put out at the base he fails to touch, or by being touched by the ball in the hands of a Fielder, in the same manner as in running to First Base.

Sec. 14. If when the Umpire calls "Play," after any suspension of a game he fails to return to and touch the base he occupied when "Time" was called before touching the next base.

#### WHEN BATSMAN OR BASE RUNNER IS OUT.

RULE 51. The Umpire shall declare the Batsman or Base Runner out, without waiting for an appeal for such decision, in all cases where such player is put out in accordance with these rules, except as provided in Rule 50, Sections 10 and 14.

#### COACHING RULES.

RULE 52. The coaches are restricted to coaching the Base Runner only, and are not allowed to address any

remarks except to the Base Runner, and then only in words of necessary direction; and shall not use language which will in any manner refer to or reflect upon a player of the opposing club, the umpire or the spectators, and not more than two coaches, who may be one player participating in the game and any other player under contract to it, in the uniform of either club, shall be allowed at any one time. To enforce the above, the Captain of the opposite side may call the attention of the Umpire to the offence, and upon a repetition of the same, the offending player shall be debarred from further coaching during the game.

#### THE SCORING OF RUNS.

**RULE 53.** One run shall be scored every time a base runner, after having legally touched the first three bases, shall touch the Home Base before three men are put out by (exception). If the third man is forced out, or is put out before reaching First Base, a run shall not be scored.

#### THE UMPIRE.

**RULE 54.** The Umpire shall not be changed during the progress of a game, except for reason of illness or injury.

#### HIS POWERS AND JURISDICTION.

**RULE 55. SECTION 1.** The Umpire is master of the Field from the commencement to the termination of the game, and is entitled to the respect of the spectators, and any person offering any insult or indignity to him must be promptly ejected from the grounds.

**SEC. 2.** He must be invariably addressed by the players as Mr. Umpire; and he must compel the players to observe the provisions of all the Playing Rules, and he is hereby invested with authority to order any player to do or omit to do any act as he may deem necessary, to give force and effect to any and all of such provisions.

#### SPECIAL DUTIES.

**RULE 56.** The Umpire's duties shall be as follows:

**SECTION 1.** The Umpire is the sole and absolute judge of play. In no instance shall any person except the Captain of the competing teams be allowed to address him or question his decisions and they can only question him on an interpretation of the Rules. No Manager or any other officer of either club shall be permitted to go on the field or address the Umpire, under a penalty of a forfeiture of a game.

**SEC. 2.** Before the commencement of a Game, the Umpire shall see that the rules governing all the materials



of the game are strictly observed. He shall ask the Captain of the Home Club whether there are any special ground rules to be enforced, and if there are, he shall see that they are duly enforced, provided they do not conflict with any of these rules.

SEC. 3. The Umpire must keep the contesting nines playing constantly from the commencement of the game to its termination, allowing such delays only as are rendered unavoidable by accident, injury or rain. He must, until the completion of the game, require the players of each side to promptly take their positions in the field as soon as the third man is put out, and must require the first striker of the opposite side to be in his position at the bat as soon as the fielders are in their places.

SEC. 4. The Umpire shall count and call every "unfair ball" delivered by the Pitcher, and every "dead ball," if also an unfair ball, as a "ball," and he shall also count and call every "strike." Neither a "ball" nor a "strike" shall be counted or called until the ball has passed the Home Base. He shall also declare every "Dead Ball," "Block," "Foul Hit," "Foul Strike," and "Balk."

#### CALLING "PLAY" AND "TIME."

RULE 57. The Umpire must call "Play" promptly at the hour designated by the Home Club, and on the call of "Play" the game must immediately begin. When he calls "Time" play shall be suspended until he calls "Play" again, and during the interim no player shall be put out, base be run or run be scored. The Umpire shall suspend play only for an accident to himself or a player (but in case of accident to a Fielder, "Time" shall not be called until the ball be returned to and held by the Pitcher, standing in his position), or in case rain falls so heavily that the spectators are compelled, by the severity of the storm, to seek shelter, in which case he shall note the time of suspension, and should such rain continue to fall thirty minutes thereafter, he shall terminate the game; or to enforce order in case of annoyance from spectators.

RULE 58. The Umpire is only allowed, by the Rules, to call "Time" in case of an accident to himself or a player, a "Block," as referred to in Rule 35, Sec. 3, or in case of rain, as defined by the Rule.

#### INFLECTING FINES.

RULE 59. The Umpire is empowered to inflict fines of not less than \$5.00 nor more than \$25.00 for the first offence on players during the progress of a game, as follows:

SECTION 1. For improper language addressed to a spectator, the Umpire, or any player.

SEC. 2. For the Captain or Coacher wilfully failing to remain within the legal bounds of his position, except upon an appeal by the Captain from the Umpire's decision upon a misinterpretation of the rules.

SEC. 3. For the disobedience by a player of any other of his orders or for any other violation of these rules.

SEC. 4. In case the Umpire imposes a fine on a player, he shall at once notify the Captain of the offending player's side, and shall transmit a written notice thereof to the President of the Association or League within twenty-four hours thereafter, under the penalty of having said fine taken from his own salary.

SEC. 5. The Umpire may remove a player for a violation of Section 1 of this Rule in lieu of a fine, but, under no circumstances, shall he remove a player for a violation of Section 2 of this Rule, unless upon a repetition of the offence prescribed therein.

#### FIELD RULES.

RULE 60. No Club shall allow open betting or pool selling upon its ground, nor in any building owned or occupied by it.

RULE 61. No person shall be allowed upon any part of the field during the progress of the game, in addition to the players in uniform, the Manager on each side and the Umpire; except such officers of the law as may be present in uniform, and such officials of the Home Club as may be necessary to preserve the peace.

RULE 62. No Umpire, Manager, Captain or player shall address the spectators during the progress of a game, except in case of necessary explanation.

RULE 63. Every Club shall furnish sufficient police force upon its own grounds to preserve order, and in the event of a crowd entering the field during the progress of a game, and interfering with the play in any manner, the Visiting Club may refuse to play further until the field be cleared. If the ground be not cleared within fifteen minutes thereafter, the Visiting Club may claim, and shall be entitled to, the game by a score of nine runs to none (no matter what number of innings have been played).

#### GENERAL DEFINITIONS.

RULE 64. "Play" is the order of the Umpire to begin the game, or to resume play after its suspension.

RULE 65. "Time" is the order of the Umpire to suspend

play. Such suspension must not extend beyond the day of the game.

RULE 66. "Game" is the announcement by the Umpire that the game is terminated.

RULE 67. "An Inning" is the term at bat of the nine players representing a Club in a game, and is completed when three of such players have been put out as provided in these rules.

RULE 68. "A Time at Bat" is the term at bat of a Batsman. It begins when he takes his position, and continues until he is put out or becomes a base runner; except when because of being hit by a pitched ball, or in case of an illegal delivery by the Pitcher, or in case of a sacrifice hit purposely made to the infield which, not being a base hit, advances a base runner without resulting in a put out, except to the Batsman as in Rule 46.

RULE 69. "Legal" or "Legally" signifies as required by these Rules.

#### SCORING.

RULE 70. In order to promote uniformity in scoring Championship Games the following instructions, suggestions and definitions are made for the benefit of scorers, and they are required to make all scores in accordance therewith.

#### BATTING.

SECTION 1. The first item in the tabulated score, after the player's name and position, shall be the number of times he has been at bat during game. The time or times when the player has been sent to base by being hit by a pitched ball, by the Pitcher's illegal delivery, or by a base on balls, shall not be included in this column.

SEC. 2. In the second column should be set down the runs made by each player.

SEC. 3. In the third column should be placed the first base hits made by each player. A base hit should be scored in the following cases:

When the Ball from the bat strikes the ground within the foul lines, and out of reach of the Fielders.

When a hit ball is partially or wholly stopped by a Fielder in motion, but such player cannot recover himself in time to handle the ball before the striker reaches First Base.

When a hit ball is hit so sharply to an infielder that he cannot handle it in time to put out the Batsman. In case of doubt over this class of hits, score a base hit, and exempt the Fielder from the charge of an error.

When a ball is hit so slowly toward a Fielder that he cannot handle it in time to put out the Batsman.

That in all cases where a Base Runner is retired by being hit by a batted ball, the Batsman should be credited with a base hit.

When a batted ball hits the person or clothing of the Umpire, as defined in Rule 39.

SEC. 4. In the fourth column shall be placed Sacrifice hits, which shall be credited to the Batsman, who, when no one is out, or when but one man is out, advances a runner a base by a bunt sacrifice hit, which results in putting out the Batsman, or would so result if the ball were handled without error.

#### FIELDING.

SEC. 5. The number of opponents put out by each player shall be set down in the fifth column. Where a batsman is given out by the Umpire for a foul strike, or where the Batsman fails to bat in proper order, the put out shall be scored to the Catcher.

SEC. 6. The number of times the player assists shall be set down in the sixth column. An assist should be given to each player who handles the ball in assisting a run out or other play of the kind.

An assist should be given to a player who makes a play in time to put a runner out, even if the player who could complete the play fails, through no fault of the player assisting.

And generally an assist should be given to each player who handles or assists in any manner in handling the ball from the time it leaves the bat until it reaches the player who makes the put out, or in case of a thrown ball, to each player who throws or handles it cleanly, and in such a way that a put out results, or would result if no error were made by the receiver.

#### ERRORS.

SEC. 7. An error shall be given in the seventh column for each misplay which allows the striker or base runner to make one or more bases when perfect play would have insured his being put out, except that "wild pitches," "base on balls," bases on the batsman being struck by a "pitched ball," or in case of illegal pitched balls, balks and passed balls, shall not be included in said column. In scoring errors of batted balls see Section 3 of this Rule.

## STOLEN BASES.

SEC. 8. Stolen bases shall be scored as follows:

Any attempt to steal a base must go to the credit of the base runner, whether the ball is thrown wild or muffed by the fielder, but any manifest error is to be charged to the fielder making the same. If the base runner advances another base he shall not be credited with a stolen base, and the fielder allowing the advancement is also to be charged with an error. If a base runner makes a start and a battery error is made, the runner secures the credit of a stolen base, and the battery error is scored against the player making it. Should a base runner overrun a base and then be put out, he shall receive the credit for the stolen base. If a Base Runner advances a base on a fly out, or gains two bases on a single base hit, or an infield out, or attempted out, he shall be credited with a stolen base, provided there is a possible chance and a palpable attempt made to retire him.

## EARNED RUNS.

SEC. 9. An earned run shall be scored every time the player reaches the home base unaided by errors before chances have been offered to retire the side.

## THE SUMMARY.

RULE 71. The Summary shall contain:

SECTION I. The number of earned runs made by each side.

SEC. 2. The number of two-base hits made by each player.

SEC. 3. The number of three-base hits made by each player.

SEC. 4. The number of home runs made by each player.

SEC. 5. The number of bases stolen by each player.

SEC. 6. The number of double and triple plays made by each side, and the names of the players assisting in the same.

SEC. 7. The number of men given bases on called balls by each Pitcher.

SEC. 8. The number of men given bases from being hit by pitched balls.

SEC. 9. The number of men struck out.

SEC. 10. The number of passed balls by each Catcher.

SEC. 11. The number of wild pitches by each Pitcher.

SEC. 12. The time of game.

SEC. 13. The name of the Umpire.

## EXPLANATORY APPENDIX.

The new code of rules for 1894 requires but a page or two of explanation, as the changes made which were of any special importance, were few and far between. The diagram of the diamond field needs a surveyor to lay it out so that it might be made comprehensible to amateurs and novices in the game. What with its "arcs" and its "radiuses" and its algebraic style of description, it is likely to be a Greek puzzle to foreign votaries of the game.

The only important changes made are the penalizing of bunted foul balls by calling them strikes; the preventing of a double play when a runner has secured first base, and the succeeding batsman pops up an infield fly ball; the calling of a strike on every pitched ball which hits the batsman after he has struck at it and missed it, and the limiting of sacrifice hits to those made on balls sent to the infield only. The other changes are so-called improved wording of some of the rules. The failures in improving the code include that of refusing to give team-work batsmen the credit due them for forwarding runners by base hits; the not enlarging the pitcher's box so as to admit of his getting a good foot hold within the box, and not as now outside of it and outside of the front line of the pitcher's position, and the refusal to define runs earned off the pitching as runs scored from base hits only, and not from a combination of base hits and stolen bases, thereby charging the pitcher with runs earned off his pitching, which were partly earned off the fielding.

The amended rule relative to sacrifice hits is as follows: Rule 70—new—Section 4, reads as follows: "In the fourth column (of the tabulated score) shall be placed sacrifice hits which shall be credited to the batsman, who, when no one is out, or when but one man is out, advances a runner a base by a bunt sacrifice hit which results in putting out the batsman, or would so result if the ball be handled without error."

Every sacrifice hit resulting from a hit to the infield—but not from a fly ball to the out field—is rewarded by the batsman not being charged, in such case, with a time at the bat. This is described in the amended Rule 68. This is about all of the important changes made in the rules. Some are improvements, but much in that way has been left undone.

HENRY CHADWICK.



# INDEX TO RULES AND REGULATIONS.

	RULE.
The Ground .....	1
The Field .....	2
Catcher's Lines .....	3
Foul Lines .....	4
Player's Lines .....	5
The Captain's and Catcher's Lines .....	6
Three Feet Lines .....	7
Pitcher's Plate .....	8
The Bases .....	9
Batsman's Lines .....	10
The Home Base .....	11
First, Second and Third Bases .....	12
Lines must be Marked .....	13
The Ball .....	14
Weight and Size .....	(1) 14
Number Balls Furnished .....	(2) 14
Furnished by Home Club .....	(3) 14
Replaced if Injured .....	(4) 14
The Bat .....	15
Material of .....	(1) 15
Shape of .....	(2) 15

## THE PLAYERS AND THEIR POSITIONS.

Number of Players in Game .....	16
Players' Positions .....	17
Players not to Sit with Spectators .....	18
Club Uniforms .....	19
Players' Benches .....	20

## THE GAME.

Time of Championship Game .....	(1) 21
Number of Innings .....	(2) 21
Termination of Game .....	(a) 21
The Winning Run .....	(b) 21
A Tie Game .....	22
A Draw Game .....	23
A Called Game .....	24
A Forfeited Game .....	25
Failure of the Nine to Appear .....	(1) 25
Refusal of One Side to Play .....	(2) 25
Failure to Resume Playing .....	(3) 25
If a Team Resorts to Dilatory Practice .....	(4) 25
Wilful Violation .....	(5) 25
Disobeying Order to Remove Player .....	(6) 25
Written Notice to President .....	(7) 25
No Game .....	26
Substitutes .....	27

One or more Substitute Players.....(1)	27
Extra Player.....(2)	27
Base Runner.....(3)	27
Choice of Innings—Condition of Grounds.....	28
The Pitcher's Position.....	29
Delivery of the Ball—Fair Ball.....	30
Unfair Ball.....	31
Balking.....	32
Motion to Deceive.....(1)	32
Delay by Holding.....(2)	32
Pitcher Outside of Lines.....(3)	32
A Dead Ball.....	33
A Foul Strike.....	34
Block Balls.....	35
Stopped by Person not in Game.....(1)	35
Ball Returned.....(2)	35
Base Runner must Stop.....(3)	35
The Batsman's Position—Order of Batting.....	36
Where Players must Remain.....(1)	37
Space Reserved for Umpire.....(2)	37
Space Allotted Players "at Bat".....(3)	37
Batting Rules—Fair Hit.....	38
Foul Hit.....	39
Bunt Hit.....	40
Batted Ball Outside Grounds.....	41
A Fair Batted Ball.....	42
Strikes.....	43
Ball Struck at by Batsman.....(1)	43
Fair Ball Delivered by Pitcher.....(2)	43
Attempt to Make Foul Hit.....(3)	43
Foul Hit while Attempting a Bunt Hit.....(4)	43
Ball Struck at after Touching Batsman's Person.....(5)	43
A Foul Strike.....	44
The Batsman is Out.....	45
Failing to Take Position at Bat in Order.....(1)	45
Failure to Take Position within One Minute after being Called.....(2)	45
If He Makes a Foul Hit.....(3)	45
If He Makes a Foul Strike.....(4)	45
Attempt to Hinder Catcher.....(5)	45
Three Strikes Called by Umpire.....(6)	45
Attempt to Make a Foul Hit After Two Strikes have been Called.....(7)	45
If Ball Hits Him While Making Third Strike.....(8)	45
If He Hits a Fly Ball that can be Handled by Infielder while First Base Occupied with Only One Out.....(9)	45
If Third Strike is Called.....(10)	45

## BASE RUNNING RULES.

RULE.

The Batsman Becomes a Base Runner .....	46
After a Fair Hit .....	(1) 46
After Four Balls are Called .....	(2) 46
After Three Strikes are Declared .....	(3) 46
If Hit by Ball While at Bat .....	(4) 46
After Illegal Delivery of Ball .....	(5) 46
Bases to be Touched .....	47
Entitled to Bases .....	48
If Umpire Call Four Balls .....	(1) 48
If Umpire Award Succeeding Batsman Base ..	(2) 48
If Umpire Calls Balk .....	(3) 48
If Pitcher's Ball Passes Catcher .....	(4) 48
Ball Strikes Umpire .....	(5) 48
Prevented from Making Base .....	(6) 48
Fielder Stops Ball .....	(7) 48
Returning to Bases .....	49
If Foul Tip .....	(1) 49
If Foul Stroke .....	(2) 49
If Dead Ball .....	(3) 49
If Person of Umpire Interferes with Catcher ..	(4) 49
If the Ball Touches the Batsman's Person ..	(5) 49
Base Runner Out .....	50
Attempt to Hinder Catcher from Fielding Ball (1)	50
If Fielder Hold Fair Hit Ball .....	(2) 50
Third Strike Ball Held by Fielder .....	(3) 50
Touched with Ball after Three Strikes .....	(4) 50
Touching First Base .....	(5) 50
Running from Home Base to First Base .....	(6) 50
Running from First to Second Base .....	(7) 50
Failure to Avoid Fielder .....	(8) 50
Touched by Ball While in Play .....	(9) 50
Fair or Foul Hit Caught by Fielder .....	(10) 50
Batsman Becomes a Base Runner .....	(11) 50
Touched by Hit Ball Before Touching Fielder (12)	50
Running to Base .....	(13) 50
Umpire Calls Play .....	(14) 50
When Batsman or Base Runner is Out .....	51
Coaching Rules .....	52
Scoring of Runs .....	53

## THE UMPIRE.

The Umpire .....	54
When Master of the Field .....	(1) 55
Must Compel Observance of Playing Rules ..	(2) 55
Special Duties .....	56
Is Sole Judge of Play .....	(1) 56
Shall See Rules Observed before Commencing Game .....	(2) 56

Must Keep Contesting Nines Playing.....(3)	56
Must Count and Call Balls.....(4)	56
Umpire Must Call Play.....	57
Umpire Allowed to Call Time.....	58
Umpire is Empowered to Inflict Fines.....	59
For Indecent Language.....(1)	59
Wilful Failure of Captain to Remain within Bounds.....(2)	59
Disobedience of a Player.....(3)	59
Shall Notify Captain.....(4)	59
Repetition of Offences.....(5)	59

### FIELD RULES.

No Club Shall Allow Open Betting.....	60
Who Shall be Allowed in the Field.....	61
Audience Shall Not be Addressed.....	62
Every Club Shall Furnish Police Force.....	63

### GENERAL DEFINITIONS.

Play.....	64
Time.....	65
Game.....	66
An Inning.....	67
A Time at Bat.....	68
Legal.....	69
Scoring.....	70
Batting.....(1)	70
Runs Made.....(2)	70
Base Hits.....(3)	70
Sacrifice Hits.....(4)	70
Fielding.....(5)	70
Assists.....(6)	70
Errors.....(7)	70
Stolen Bases.....(8)	70
Earned Runs.....(9)	70
The Summary.....	71
Number of Earned Runs.....(1)	71
Number of Two Base Hits.....(2)	71
Number of Three Base Hits.....(3)	71
Number of Home Runs.....(4)	71
Number of Stolen Bases.....(5)	71
Number of Double and Triple Games.....(6)	71
Bases on Called Balls.....(7)	71
Bases from being Hit.....(8)	71
Men Struck Out.....(9)	71
Passed Balls.....(10)	71
Wild Pitches.....(11)	71
Time of Game.....(12)	71
Name of Umpire.....(13)	71

**EASTERN LEAGUE SCHEDULE.**

CLUBS.	At Buffalo.	At Erie.	At Binghamton.	At Wilkesbarre.	At Syracuse.	At Troy.	At Springfield.	At Providence.
Buffalo . . . . .	June 1, 2, 4 July 4, 4, 5 Sept. 1, 1.	May 4, 5, 6, 7 Aug. 9, 10, 11 Sept. 7, 8	May 1, 2, 3 Aug. 6, 7, 8 Sept. 5, 6	May 1, 2, 3 Aug. 9, 10, 11 Sept. 7, 8	June 5, 6, 7 July 24, 25, 26 Aug. 27, 28	June 8, 9, 11 July 20, 21, 23 Aug. 29, 30	June 12, 13, 14 July 12, 13, 14 Aug. 22, 23	June 15, 16, 18 July 16, 17, 18 Aug. 24, 25
Erie. . . . .	May 30, 30, 31 July 7, 9, 10 Sept. 3, 3	.....	May 1, 2, 3 Aug. 6, 7, 8 Sept. 5, 6	May 4, 5, 7 Aug. 9, 10, 11 Sept. 7, 8	June 8, 9, 11 July 20, 21, 23 Aug. 27, 28	June 5, 6, 7 July 24, 25, 26 Aug. 29, 30	June 13, 16, 18 July 16, 17, 18 Aug. 24, 25	June 12, 13, 14 July 12, 13, 14 Aug. 22, 23
Binghamton.	May 11, 12, 14 July 28, 30, 31 Sept. 10, 12	May 8, 9, 10 Aug. 2, 3, 4 Sept. 13, 15	.....	June 1, 2, 4 July 4, 4, 5 Sept. 1, 1	June 15, 16, 18 July 12, 13, 14 Aug. 22, 23	June 12, 13, 14 July 16, 17, 18 Aug. 24, 25	June 5, 6, 7 July 24, 25, 26 Aug. 29, 30	June 8, 9, 11 July 20, 21, 23 Aug. 27, 28
Wilkesbarre.	May 8, 9, 10 Aug. 2, 3, 4 Sept. 13, 15	May 11, 12, 14 July 28, 30, 31 Sept. 10, 12	May 30, 30, 31 July 7, 9, 10 Sept. 3, 3	.....	June 12, 13, 14 July 16, 17, 18 Aug. 24, 25	June 15, 16, 18 July 12, 13, 14 Aug. 22, 23	June 8, 9, 11 July 20, 21, 23 Aug. 27, 28	June 5, 6, 7 July 24, 25, 26 Aug. 29, 30
Syracuse.	May 15, 16, 17 J'ne 29, 30, J'y 2 Aug. 15, 16	May 18, 19, 21 June 26, 27, 28 Aug. 13, 14	May 22, 23, 25 June 22, 23, 25 Aug. 20, 21	May 25, 26, 28 June 19, 20, 21 Aug. 17, 18	.....	May 30, 30, 31 July 7, 9, 10 Aug. 31, Sep. 1	May 4, 5, 7 July 28, 30, 31 Sept. 5, 6	May 1, 2, 3 Aug. 2, 3, 4 Sept. 7, 8
Troy. . . . .	May 18, 19, 21 June 26, 27, 28 Aug. 13, 14	May 15, 16, 17 J'ne 29, 30, J'y 2 Aug. 15, 16	May 26, 27, 28 June 19, 20, 21 Aug. 17, 18	May 22, 23, 24 June 22, 23, 25 Aug. 20, 21	June 1, 2, 4 July 4, 4, 5 Sept. 3, 3	.....	May 1, 2, 3 Aug. 2, 3, 4 Sept. 7, 8	May 4, 5, 7 July 28, 30, 31 Sept. 5, 6
Springfield.	May 22, 23, 24 June 22, 23, 25 Aug. 20, 21	May 25, 26, 28 June 19, 20, 21 Aug. 17, 18	May 15, 16, 17 J'ne 29, 30, J'y 2 Aug. 13, 14	May 18, 19, 21 June 26, 27, 28 Aug. 15, 16	May 8, 9, 10 Aug. 6, 7, 8 Sept. 13, 15	May 11, 12, 14 Aug. 9, 10, 11 Sept. 10, 12	.....	June 1, 2, 4 July 4, 4 Sept. 3, 3
Providence.	May 25, 26, 28 June 19, 20, 21 Aug. 17, 18	May 22, 23, 24 June 22, 23, 25 Aug. 20, 21	May 18, 19, 21 June 26, 27, 28 Aug. 15, 16	May 15, 16, 17 J'ne 29, 30, J'y 2 Aug. 13, 14	May 11, 12, 14 Aug. 9, 10, 11 Sept. 10, 12	May 8, 9, 10 Aug. 6, 7, 8 Sept. 13, 15	May 30, 30, 31 July 7, 9, 10 Aug. 31, Sep. 1	.....





CLUBS.	In Boston.	In Brooklyn.	In New York	In Philadel'ia	In Baltimore	In Wash'g'n	In Pittsb'gh	In Cleveland	In Cincinnati	In Louisv'e	In Chic'go	In St. Luis
Pittsburgh	June 4, 5, 6 Aug. 14, 15, 16	June 7, 8, 9 Aug. 28, 29, 30	June 14, 15, 16 Sept. 4, 5, 6	June 11, 12, 13 Aug. 23, 24, 25	July 9, 10, 11 Aug. 18, 20, 21	May 31 June 1, 2 June 25, 26, 27	..... .....	May 24, 25, 26 July 26, 27, 28	Apr. 28, 30 May 1 July 19, 20, 21	Apr. 24, 25, 26 Aug. 9, 10, 11, 23, 24, 25	May 21, 22, 23, 24, 25, 26 July 19, 20, 21	April 19, 20, 21 July 16, 17, 18
Cleveland	May 31 June 1, 2 Aug. 23, 24, 25	June 14, 15, 16 Sept. 4, 5, 6	June 7, 8, 9 Aug. 18, 20, 21	June 7, 8, 9 Aug. 18, 20, 21	June 11, 12, 13 Sept. 1, 3, 3	June 4, 5, 6 Aug. 14, 15, 16	May 10, 11, 12 Aug. 6, 7, 8	..... .....	Apr. 24, 25, 26 July 15, 16 Sept. 30	Apr. 19, 21, 22 July 19, 20 Aug. 9, 11, 12	May 17, 19, 20 Aug. 28, 30	April 28, 29, 30 June 22, 23, 24
Cincinnati	May 29, 30, 30 Aug. 18, 20, 21	June 11, 12, 13 Aug. 23, 24, 25	June 4, 5, 6 Sept. 1, 3, 3	June 14, 15, 16 Sept. 4, 5, 6	May 31 June 1, 2 Aug. 14, 15, 16	June 7, 8, 9 Aug. 28, 29, 30	May 7, 8, 9 July 30, 31 Aug. 1	May 21, 22, 23 Aug. 2, 3, 4	..... .....	..... .....	May 3, 5, 6 Aug. 5, 6, 7	May 18, 19, 20 June 18, 19, 20
Louisville	June 14, 15, 16 Sept. 4, 5, 6	June 4, 5, 6 Sept. 1, 3, 3	June 11, 12, 13 Aug. 23, 24, 25	May 31 June 1, 2 Aug. 14, 15, 16	June 7, 8, 9 Aug. 28, 29, 30	May 29, 30, 30 Aug. 18, 20, 21	May 17, 18, 19 June 18, 19, 20	May 3, 4, 5 July 30, 31 Aug. 1	May 14, 15, 16 June 21, 23, 24	..... .....	May 10, 12, 13 July 16, 17, 18	May 21, 22, 23 July 27, 28, 29
Chicago..	June 11, 12, 13 Sept. 1, 3, 3	May 31 June 1, 2 Aug. 14, 15, 16	June 7, 8, 9 Aug. 18, 20, 21	May 29, 30, 30 Aug. 28, 29, 30	June 4, 5, 6 Sept. 4, 5, 6	June 14, 15, 16 Aug. 23, 24, 25	May 14, 15, 16 June 21, 22, 23	May 7, 8, 9 June 18, 19, 20	Apr. 19, 21, 22 July 19, 20 Aug. 26, 28, 29	Apr. 28, 29, 30 Aug. 2, 3, 4	..... .....	April 24, 25, 26 July 19, 21, 22
St. Louis.	June 7, 8, 9 Aug. 28, 29, 30	May 29, 30, 30 Aug. 18, 20, 21	June 14, 15, 16 Sept. 1, 1, 3	June 4, 5, 6 Sept. 1, 1, 3	June 14, 15, 16 Aug. 23, 24, 25	June 11, 12, 13 Sept. 4, 5, 6	May 3, 4, 5 Aug. 2, 3, 4	May 14, 15, 16 July 28, 24, 25	May 10, 12, 13 Aug. 9, 11, 12	May 6, 7, 8 Aug. 5, 6, 7	May 24, 26, 27 July 30, 31 Aug. 1	..... .....

## WESTERN ASSOCIATION SCHEDULE.

CLUBS.	At Omaha.	At Des Moines.	At St. Joseph.	At Lincoln.	At Rock Island.	At Quincy.	At Peoria.	At Jacksonville.
Omaha...		June 13, 20, 21 July 17, 18, 19 Sept. 7, 8, 9	June 4, 5, 6 July 23, 24, 25 A g 30, 31, S p 1	June 15, 16, 17 July 13, 14, 15 Aug. 27, 28, 29	May 29, 30, 30 July 27, 28, 29 Sept 21, 22, 23	May 18, 19, 20 Aug. 7, 8, 9 Sept. 16, 17, 19	May 25, 26, 27 J'y 31. A g 1, 2 Aug. 3, 4, 6	May 22, 23, 24 Aug. 3, 4, 6 Sept. 13, 14, 15
Ives Moines	June 8, 9, 10 July 6, 7, 8 Aug. 24, 25, 26		June 1, 2, 3 July 13, 14, 15 Aug. 27, 28, 29	June 4, 5, 6 July 9, 10, 11 A g 30, 31, S p 1	May 18, 19, 20 Aug 7, 8, 9 Sept 10, 11, 12	May 29, 30, 30 Aug. 3, 4, 5 Sept. 21, 22, 23	May 22, 23, 24 July 27, 28, 29 S p t. 13 14, 15	May 25, 26, 27 J'y 31. Aug 1, 2 Sept. 17, 18, 19
St. Joseph	June 12, 13, 14 July 9, 10, 11 Sept. 2, 3, 4	June 15, 16, 17 July 20, 21, 22 Sept. 4, 5, 6		June 8, 9, 10 July 17, 18, 19 Sept. 7, 8, 9	May 25, 26, 27 J'y 21, Aug. 1, 2 Sept. 16, 17, 19	May 22, 23, 24 July 27, 28, 29 Aug. 3, 4, 5	May 29, 30, 31 Aug. 3, 4, 5 Sept. 21, 22, 23	May 18, 19, 21 Aug. 7, 8, 9 Sept. 10, 11, 12
I. Incolt...	June 1, 2, 3 July 29, 21, 22 Sept. 4, 5, 6	June 12, 13, 14 July 23, 24, 25 Sept. 2, 3, 3	June 19, 20, 21 July 6, 7, 8 Aug. 24, 25, 26		May 22, 23, 24 Aug. 3, 4, 5 Sept. 13, 14, 15	May 25, 26, 27 J'y 31 A g 1, 2 Sept. 10, 11, 12	May 18, 19, 20 Aug. 7, 8, 9 Sept. 16, 17, 19	May 29, 30, 31 July 27, 28, 30 Sept. 20, 21, 22
Rock Island	May 5, 6, 7 June 22, 23, 24 Sept. 24, 25, 26	May 15, 16, 17 J'ne 29, 30, J'v 1 Aug. 17, 18, 19	May 12, 13, 14 June 26, 27, 28 Aug. 14, 15, 16	May 9, 10, 11 June 3, 4, 4 Aug. 16, 11, 12		June 4, 5, 6 July 29, 21, A g 30 31 S p 1	June 8, 9, 10 July 13, 14, 15 Aug. 27, 28, 29	June 11, 12, 13 June 16, 17, 18 Sept. 4, 5, 6
Quincy....	May 17, 16, 17 July 3, 4, 5 Aug. 17, 18, 19	May 12, 13, 14 June 26, 27, 28 Aug. 14, 15, 16	May 9, 10, 11 June 22, 23, 24 Aug. 10, 11, 12	May 5, 6, 7 J'ne 29, 30 J'y 1 Aug. 20, 21, 22	June 1, 2, 3 July 9, 10, 11 Sept. 2, 3, 4		June 11, 12, 13 July 16, 17, 18 Sept. 7, 8, 9	June 15, 16, 18 July 24, 25, 26 Aug. 27, 28, 29
Peoria. . .	May 12, 13, 14 J'ne 26, 27, 28 Aug. 10, 11, 12	May 9, 10, 11 July 3, 4, 4 Aug. 20, 21, 22	May 5, 6, 7 J'ne 29, 30, J'y 1 Aug. 17, 18, 19	May 15, 16, 17 June 22, 23, 24 Aug. 14, 15, 16	June 15, 16, 17 July 24, 25, 26 Aug. 24, 25, 26	June 19, 20, 21 July 6, 7, 8 Sept. 4, 5, 6		June 4, 5, 6 July 20, 21, 23 A g. 30 31, S p 1
Jackson ville.	May 9, 10, 11 J'ne 20, 20 J'y 1 Aug. 14, 15 16	May 5, 6, 7 June 22, 23, 24 Aug. 10, 11, 12	May 15, 16, 17 July 3, 4, 4 Aug. 20, 21, 22	May 12, 13, 14 June 26, 27, 28 Aug. 17, 18, 19	June 19, 20, 21 July 6, 7, 8 Sept. 7, 8, 9	June 8, 9, 10 June 24, 25, 26 Sept. 2, 3, 5	June 1, 2, 3 July 9, 10, 11 Aug. 24, 25, 26	June 1, 2, 3 July 9, 10, 11 Aug. 24, 25, 26

SOUTHERN LEAGUE SCHEDULE.

CLUBS.	At Savannah.	At Atlanta.	At Nashville.	At New Orleans.	At Charleston.	At Mobile.	At Macon.	At Memphis.
Savannah	May 16, 17, 18 July 5, 6, 7 Sept. 1, 3, 4	May 19, 21, 23 July 21, 23, 24 Sept. 10, 11, 12	May 29, 30, 31 July 13, 15, 16 Sept. 18, 19, 20	May 29, 30, 31 July 13, 15, 16 Sept. 18, 19, 20	May 9, 10, 11 June 29, 30, J'y 2 J'y 30, 31, Aug. 1	June 1, 2, 3 July 17, 18, 19 Sept. 14, 15, 16	May 12, 14, 15 July 9, 10, 11 Aug. 29, 30, 31	May 24, 25, 27 July 25, 26, 27 Sept. 6, 7, 8
Atlanta..	April 19, 20, 21 June 25, 26, 27 August 6, 7, 8	May 29, 30, 31 July 17, 18, 19 Sept. 14, 15, 17	May 29, 30, 31 July 17, 18, 19 Sept. 14, 15, 17	May 29, 30, 31 July 25, 26, 27 Sept. 6, 7, 8	April 14, 16, 17 June 21, 22, 23 Aug. 9, 10, 11	May 24, 25, 27 July 21, 22, 23 Sept. 10, 11, 12	May 9, 10, 11 June 29, 30, J'y 2 August 2, 3, 4	June 1, 2, 4 July 13, 14, 16 Sept. 18, 19, 20
Nashville.	April 24, 25, 26 June 13, 14, 15 Aug. 21, 22, 23	May 1, 2, 3 June 6, 7, 8 Aug. 14, 15, 16	.....	April 15, 16, 17 June 25, 26, 27 Aug. 9, 10, 11	April 27, 28, 30 June 16, 18, 19 Aug. 24, 25, 27	April 19, 20, 22 June 21, 22, 24 August 6, 7, 8	May 4, 5, 7 June 9, 11, 12 Aug. 17, 18, 20	May 16, 17, 18 July 9, 10, 11 August 2, 3, 4
New Orleans.	May 1, 2, 3 June 6, 7, 8 Aug. 24, 25, 27	Apr. 24, 25, 26 June 13, 14, 15 Aug. 17, 18, 20	May 9, 10, 11 July 5, 6, 7 Aug. 29, 30, 31	.....	May 4, 5, 7 June 9, 11, 12 Aug. 21, 22, 23	May 17, 18, 19 July 9, 10, 11 August 2, 3, 4	April 27, 28, 30 June 16, 18, 19 Aug. 14, 15, 16	May 12, 14, 15 July 3, 4, 4 Sept. 1, 3, 4
Charlest'n	April 11, 12, 13 July 3, 4, 4 August 2, 3, 4	May 12, 14, 15 July 9, 10, 11 Aug. 29, 30, 31	May 24, 25, 26 July 25, 26, 27 Sept. 6, 7, 8	June 1, 2, 3 July 17, 18, 19 Sept. 14, 15, 16	.....	May 29, 30, 31 July 13, 15, 16 Sept. 18, 19, 20	May 15, 17, 18 July 5, 6, 7 Sept. 1, 3, 4	May 21, 22, 23 July 21, 23, 24 Sept. 10, 11, 12
Mobile...	April 27, 28, 30 June 9, 11, 12 Aug. 14, 15, 16	May 4, 5, 7 June 16, 18, 19 Aug. 21, 22, 23	Sept. 1, 3, 4	April 11, 12, 13 June 29, 30, J'y 2 J'y 29, 31, Aug. 1	April 24, 25, 26 June 6, 7, 8 Aug. 17, 18, 20	.....	May 1, 2, 3 June 13, 14, 15 Aug. 24, 25, 27	May 9, 10, 11 July 5, 6, 7 Aug. 29, 30, 31
Macon...	April 14, 16, 17 June 21, 22, 23 Aug. 9, 10, 11	Apr. 11, 12, 13 July 3, 4, 4 J'y 30, 31, Aug. 1	June 1, 2, 4 July 13, 14, 16 Sept. 18, 19, 20	May 24, 25, 27 June 21, 22, 23 Sept. 10, 11, 12	April 19, 20, 21 June 25, 26, 27 August 6, 7, 8	May 20, 22, 23 July 25, 26, 27 Sept. 6, 7, 8	.....	May 29, 30, 31 July 17, 18, 19 Sept. 14, 15, 17
Memphis.	May 4, 5, 7 June 16, 18, 19 Aug. 17, 18, 20	Apr. 27, 28, 30 June 9, 11, 12 Aug. 24, 25, 27	April 11, 12, 13 June 29, 30, J'y 2 J'y 30, 31, Aug. 1	April 19, 20, 22 June 21, 22, 24 August 6, 7, 8	May 1, 2, 3 April 15, 16, 17 June 25, 26, 27 Aug. 9, 10, 11	April 15, 16, 17 June 25, 26, 27 Aug. 9, 10, 11	April 24, 25, 26 June 6, 7, 8 Aug. 21, 22, 23	.....

**THE MINOR LEAGUES OF 1893.**

THE EASTERN LEAGUE RECORD.

The past year was not a very successful one for the majority of the minor League organizations of 1893. But two of them, in fact, were out of the list of failures to any marked extent, and those two were the Eastern League and the New England League. The very able management of the Eastern League by President Powers was a potent factor in bringing about the League's exceptional success.

The League's championship race was towards the close the most exciting of any in the country, and had the most remarkable finish, as it was not until within one day of the close of the schedule that first and second places were conclusively settled.

CLUBS.	Won.	Lost.	Per cent.	CLUBS.	Won.	Lost.	Per cent.
Erie.....	63	41	.606	Binghamton.....	48	55	.466
Springfield.....	61	43	.587	Albany.....	53	61	.465
Troy.....	66	49	.574	Providence.....	44	69	.389
Buffalo.....	61	53	.535	Wilkesbarre.....	40	65	.381

The record, with the club names given in alphabetical order, is as follows:

CLUBS.	Albany.	Bingham'n.	Buffalo.	Erie.	Providence.	Springfield.	Troy.	Wilkesba'e.	Won.	Per cent.
Albany.....	6	6	9	5	10	5	11	7	53	.465
Binghamton.....	6	6	4	9	6	5	12	48	48	.466
Buffalo.....	9	10	8	8	6	11	7	7	61	.535
Erie.....	10	8	8	8	11	6	8	12	63	.606
Providence.....	7	8	5	4	6	7	7	7	44	.389
Springfield.....	11	9	7	8	11	7	7	8	61	.587
Troy.....	13	9	10	8	8	8	8	10	66	.574
Wilkesbarre.....	5	5	5	8	4	9	5	4	40	.381
Lost.....	61	55	53	41	69	43	49	65	436	

The pennant race ended September 15th with Erie as the pennant winner, after one of the hottest finishes ever witnessed. Springfield ended a close second. Troy, which at one time made a runaway race and led by nearly one hundred points, had to be content at the finish with third place. Buffalo is a comfortable fourth. Binghamton, Albany, Providence and Wilkesbarre finished in the order named. Erie won every series but three, broke even on two of them and lost one. Springfield won every series but two, breaking even on one and losing one, while Troy won every series

but one and broke even on that. It is interesting to note that Springfield won the series with Erie and lost the series to Troy, but finished behind the former and ahead of the latter. Troy and Erie broke even in their series. Buffalo won three series, tied three and lost one. Binghamton won but two of the series with Providence, and Wilkesbarre tied one and lost four. Albany won two series, tied two and lost three. Providence lost every series and Wilkesbarre lost all but the series with Providence.

The most successful minor League of 1893 was the well managed New England League, which was ably controlled by the well known base ball scribes of the *Boston Globe* and *Herald*, Messrs Murrane and Morse, the former having been elected president of the League for 1894.

Below will be found the record for the season:

CLUBS.	Won.	Lost.	Per cent.	CLUBS.	Won.	Lost.	Per cent.
Fall River .....	60	30	.667	Dover .....	40	43	.482
Lewiston ..	56	37	.602	Brockton ..	30	51	.370
Portland .....	44	43	.506	Boston Reds.....	29	55	.345

CLUBS.	CLUBS.					Portland.	Won.	Per cent.
	Brockton.	Dover.	F. River.	Lewiston.	B. Reds.			
Brockton .....		4	5	7	8	6	30	.370
Dover .....	11		2	9	10	8	40	.482
Fall River .....	15	13		9	11	12	60	.667
Lewiston.....	10	11	8		15	12	56	.602
Boston Reds.....	6	5	7	6		5	29	.345
Portland.....	9	10	8	6	11		44	.506
Lost .....	51	43	30	37	55	43	259	

The Southern League, which opened very promisingly in the Spring, was a failure, as it prematurely wound up its affairs on August 12th, when the last game was played. Macon was in the lead at the time and was declared the winner of the second season championship. Memphis led the teams of the western division when the League collapsed. Appended is the record to August 12th inclusive:

CLUBS.	Won.	Lost.	Per cent.	CLUBS.	Won.	Lost.	Per cent.
Macon .....	21	7	.750	Savannah.....	15	14	.517
Memphis.....	20	10	.667	Nashville.....	13	16	.448
Mobile .....	18	10	.643	Montgomery ..	12	19	.387
Chattanooga ..	16	13	.552	Charleston.....	8	14	.364
Atlanta .....	17	14	.548	Pensacola .....	9	19	.321
New Orleans.....	15	13	.536	Augusta .....	7	22	.241



CLUBS.	Atlanta.	Augusta.	Pensacola.	Charleston.	Chattanooga.	Macon.	Memphis.	Mobile.	Montgomery.	Nashville.	N. Orleans.	Savannah.	Won.	Per cent.
Atlanta .....		3	0	3	5	2	0	0	0	0	0	4	17	.548
Augusta.....	3		0	1	1	0	0	0	0	0	0	0	7	.241
Pensacola.....	0	0		0	0	0	0	1	2	3	2	1	9	.321
Charleston.....	2	4	0		1	0	0	0	0	0	0	1	8	.364
Chattanooga.....	3	5	0	3		2	0	0	0	0	0	3	16	.552
Macon.....	4	6	0	3	4		0	0	0	0	0	4	21	.750
Memphis.....	0	0	5	0	0	0		3	5	4	3	0	20	.667
Mobile.....	0	0	4	0	0	0	2		6	3	3	0	18	.643
Montgomery.....	0	0	3	0	0	0	1	0		4	4	0	12	.387
Nashville.....	0	0	4	0	0	0	3	2	2		2	0	13	.448
New Orleans.....	0	0	3	0	0	0	3	3	3	3		0	15	.536
Savannah.....	2	4	0	4	2	3	0	0	0	0	0		15	.517
Lost.....	14	22	19	14	13	7	10	10	19	16	13	14	171	

The plan of a twelve-club League for minor organizations is not a good one. Eight clubs at most should be the rule, leaving other clubs for State Leagues.

We are indebted to the courtesy of Mr J. J Ward, at Toronto, for the following interesting account of the base ball position in Canada.

The year 1893 was the greatest in the history of base ball in Canada, and its progress in public favor decided.

As President of the Toronto Base Ball League of 1892. I was asked by that body to call a convention in the city of Toronto, on April 3d, 1893, to form a Canadian amateur base ball association. A council of ten from the different towns throughout the country was also elected. The following was the standing of the different Leagues at the end of the season

## CENTRAL LEAGUE.

Rank.	CLUB.	Lost.	Won.	Per cent.
1	Dukes (Toronto) .....	13	5	.722
2	Athletics (Hamilton).....	12	5	.706
3	Park Nine (Toronto).....	5	12	.294
4	Victors (Hamilton) .....	4	13	.235

## INTERIOR LEAGUE.

1	Dundas.....	9	4	.692
2	Galt.....	8	5	.615
3	Guelph.....	7	5	.583
4	Brantford.....	1	11	.092

NOTE.—Dundas and Galt even at end of season and had to play off,



WESTERN LEAGUE.

1 Alerts (London) .....	4	1	.800
2 Stars (London) .....	1	4	.200

NOTE.—Stars disbanded and pennant awarded to Alerts.

MIDLAND LEAGUE.

1 Cobourg .....	9	3	.750
2 Lindsay .....	6	4	.600
3 Peterboro .....	3	8	.273
4 Oshawa .....	3	8	.273

TORONTO CITY JUNIOR LEAGUE.

1 Wellesleys .....	12	3	.800
2 Alerts .....	11	4	.733
3 Stars .....	11	4	.733
4 Elks .....	7	8	.467
5 Crescents .....			
6 Parkdale Juniors .....	1	14	.067

GALT JUNIOR LEAGUE.

1 Unions .....	6	0	1.000
2 Excelsior .....	3	3	.500
3 Eureka .....	2	4	.333
4 Bowerys .....	1	5	.167

FINAL CANADIAN CHAMPIONSHIP.

EASTERN SERIES.

DATE.	CLUBS.	PLAYED AT.
Sept. 8 .....	Cobourg, 2.....Toronto Dukes, 0	Cobourg.
Sept. 11 .....	Toronto Dukes, 5.....Cobourg, 4	Toronto.
Sept. 14.....	Cobourg, 12.....Toronto Dukes, 7	Lindsay.

Cobourg winners.

WESTERN SERIES.

DATE.	CLUBS.	PLAYED AT.
Sept. 16.....	London Alerts, 20.....Dundas, 0	London.
Sept. 23.....	Loudon Alerts, 5.....Dundas, 4	Dundas.

London Alerts winners.

FINAL SERIES.

Sept. 27.....	Cobourg, 8.....London, 6	Cobourg.
Sept. 30.....	London Alerts, 20.....Cobourg, 11	London.
Oct. 7.....	Cobourg, 10.....London Alerts, 5	Toronto.

COBOURG CHAMPIONS OF CANADA.

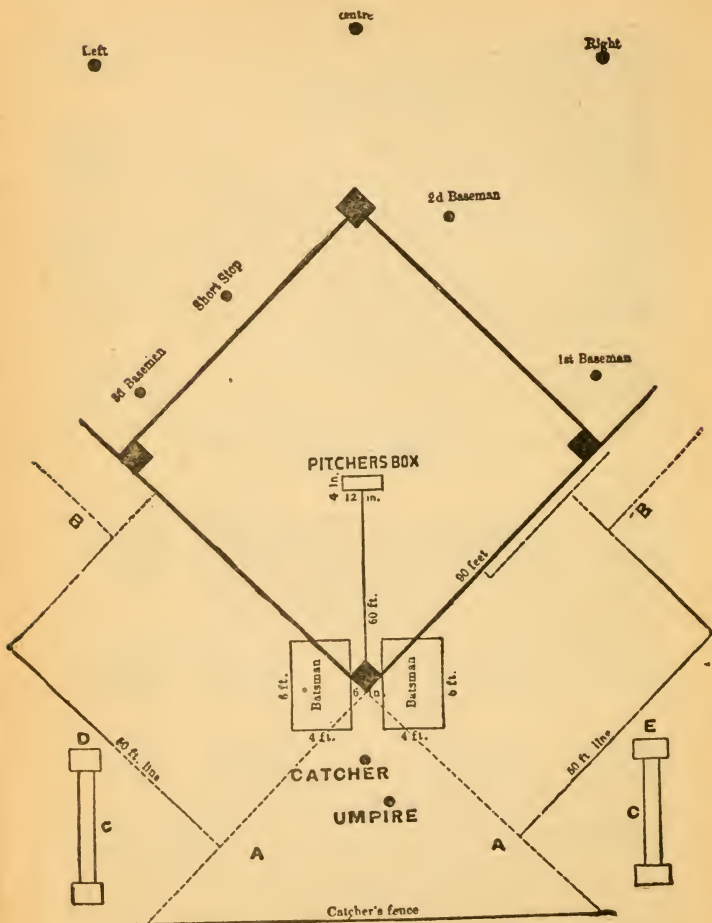
TORONTO, CAN., Feb. 13th. 1894.—Base ball clubs throughout Canada will again have the opportunity this year of battling for the Spalding pennants. Every club that won the trophy last season promptly received its prize, and no doubt they will all be eager to capture another.

The pennants will be exactly similar to those given last season—11x28 feet, pennant-shaped, made of serviceable white bunting, red-lettered and valued at \$20, or smaller silk flags for juniors of the same value.

The conditions are also the same, viz.: Each league must consist of four or more clubs, and each club must play not less than twelve championship games. For example: In a four-club league, each team must meet each other team four or more times during the season.

# SIMPLE DIAGRAM OF A BALL FIELD

as published in last year's BASEBALL GUIDE.



A. A. A.—Ground reserved for Umpire, Batsman and Catcher  
 B. B. Ground reserved for Captain and Assistant.  
 C.—Players' Bench. D —Visiting Players' Bat Rack;  
 E—Home Players' Bat Rack.

## SPALDINGS' CATCHERS' MITTS.



No. 7/0.



No. 0X.



No. 3.



No. 2.

No. 8/0. Spalding's "Kennedy Patent" Mitt, steel frame and lace back and thumb; finest buckskin, with throwing glove, EACH. \$10.00

No. 7/0. Spalding's Special League Mitt, extra fine buckskin, heavily padded, laced all around; the finest catchers' glove made, with throwing glove, - - - - - 7.50

No. 6/0. Spalding's Professional Mitt, Morrill style, all of finest drab buckskin, heavily padded; a soft, easy fitting mitt, no throwing glove, - - - - - 6.00

No. 5/0. Spalding's League Mitt, finest selected hogskin, laced back and well padded; a strong, durable mitt, with throwing glove, - 5.00

No. 0X. Spalding's "Decker Patent" Mitt, hand of soft buckskin, back of selected hogskin, laced and sole leather reinforce on back for additional protection, well made and padded; with throwing glove, - - - - - 3.50

No. 0. Spalding's Catchers' Mitt, hand of velvet tanned buck, back piece selected hogskin, laced back and well padded, with throwing glove, - - - - - 3.00

No. A. Spalding's Amateur Mitt, extra quality leather, heavily padded, laced back, with throwing glove, - - - - - 2.00

No. 3. Spalding's Practice Mitt, hand of grain leather, back of sheepskin, laced all around and well padded, no throwing glove, - - - 1.00

### SPALDING'S BOYS' CATCHERS' MITTS.

No. 0XB. Spalding's "Decker Patent" Boys' Mitt, hand-piece of velvet tanned buck, back of fine hogskin, sole leather reinforced patent back for extra protection to fingers, laced and heavily padded. Patent throwing glove with each mitt, - - - - - \$2.00

No. 2. Spalding's Boys' Mitt, yellow tanned buckskin, laced back and nicely padded. Patent throwing glove with each mitt, - 1.50

No. 4. Spalding's Boys' Mitt, front and back grain leather, hand-piece yellow tanned sheepskin, laced back and well padded, no throwing glove, - - - - - .50

No. 5. Spalding's Boys' Mitt, leather front, canvas back, a strong and durable glove for boys, no throwing glove, - - - .25

Our Complete Illustrated Catalogue, No. 102, Mailed Free.

A. G. Spalding & Bros., CHICAGO, PHILADELPHIA, NEW YORK.

ARE YOU FOND OF :: ::



BASE BALL?  
CYCLING?  
OUT DOOR SPORTS?

IF SO, YOU SHOULD READ

THE  
**SPORTING LIFE**

A WEEKLY NEWSPAPER.

---

CLEAN, BRIGHT AND NEWSY.

---

SEND FOR FREE SAMPLE COPY

• TO •

**The Sporting Life**

P. O. BOX 948,

PHILADELPHIA, PA.

---

FOR SALE BY ALL NEWSDEALERS.

---

**SUBSCRIPTION RATES :**

1 Year,	-	-	\$4.00
6 Months,	-	-	2.25
3 "	-	-	1.25

## SPALDING'S BASEMEN AND INFIELDER'S MITTS.



No. 3X.

No. 3X. Spalding's League Basemen and Infielders' Mitt, finest velvet tanned buckskin, soft and pliable, made in rights and lefts, - - - - - **\$3.00** EACH.

No. 4X. Spalding's Basemen and Infielders' Mitt, soft tanned brown leather, fine felt padding, made in rights and lefts, - - - - - **2.00**

No. 5X. Spalding's Basemen and Infielders' Mitt, made of special gold tanned leather, well padded, rights and lefts, - - - - - **1.00**



No. XX.

## SPALDING'S BASEMEN AND INFIELDER'S GLOVES.

No. XX. Spalding's Basemen and Infielders' Glove, best quality buckskin, made in rights and lefts, - - - - - **\$3.00** EACH.

No. X. Spalding's Amateur Infielders' or Basemen's Glove, made in rights and lefts, **2.00**



No. E.

## SPALDING'S SHORT-FINGERED GLOVES.

	PAIR.
No. E. Youths' size, open back, well padded, - - - - -	<b>\$0.50</b>
No. F. Boys' size, open back, - - - - -	<b>.25</b>



No. 2/0.

## SPALDING'S SHOE PLATES.

	PAIR.
No. 2/0. Hand Forged Heel Plates, - - - - -	<b>\$0.50</b>
No. 0. Hand Forged Toe Plates, - - - - -	<b>.50</b>
No. 1. Professional Shoe Plates, - - - - -	<b>.25</b>
No. 2. Amateur Shoe Plates, - - - - -	<b>.15</b>
No. 3. Professional Heel Plates, - - - - -	<b>.25</b>



No. 0.

## PITCHERS' TOE PLATES.



Made of heavy brass and worn on toe of shoe. A valuable assistant in pitching.

	EACH.
Rights and Lefts, - - - - -	<b>\$0.50</b>

Our Complete Catalogue, No. 102, of Spring and Summer Sports and General Athletic Goods Mailed Free.

**A. G. Spalding & Bros.,** CHICAGO, PHILADELPHIA, NEW YORK.

# The Famous St. Lawrence River Skiffs



## DANGEROUS

position for a man weighing 145 pounds on the gunwale of any boat ; but our Famous St. Lawrence River Skiffs will stand the test without upsetting the boat or taking in water. No other make of boat of its size will do it. If you are interested in boats send for our illustrated catalogue of

**CANOES, CANOE YAWLS**

**SAIL and WORKING BOATS**

**STEAM LAUNCHES and YACHT TENDERS**

**And all Kinds of BOAT FITTINGS**

**Mailed Free to any Address**

---

**ST. LAWRENCE RIVER**  
**Skiff, Canoe Steam Launch Co.**  
**CLAYTON, N. Y.**



## SPALDING'S TRADE MARK BATS.



	EACH.	
<b>No. 7/0.</b>		
No. 7/0. Spalding's Special Wagon Tongue Bat, hand scraped, patent rough handle,	\$1.25	
No. 6/0. Spalding's New Special Model Axe Handle Bat, finest ash, patent rough handle,	1.50	




	EACH.	
<b>No. 3/0.</b>		
No. 3/0. Spalding's Special Black End League Player's Wagon Tongue Ash Bat, patent rough handle,	\$1.00	
No. 0X. Spalding's Special Black End Axletree Bat, fine straight grained Ash,	.50	
No. 2X. Spalding's Black End Antique Finish Bat, extra quality Ash,	.25	



	EACH.	
No. 4. Spalding's Black End Willow Bat, highly polished and very light,	\$0.50	
No. 3. Spalding's Black End Bass Wood Bat, highly polished,	.25	

## SPALDING'S TRADE MARK BOYS' BATS.



	EACH.	
No. XXX. Spalding's Special Black End Boys' League Bat, finest quality,	\$0.50	
No. 0XB. Spalding's Special Black End Axletree Boys' Bat, length 30 and 32 inches,	.25	



No. 3B. Spalding's Black End Boys' Basswood Bat, highly polished,	\$0.10	
No. 56. Spalding's Black End Youths' Maple Bat, stained and polished, gilt stripes,	.10	
No. 53. Spalding's Black End Youths' Maple Bat, polished, gilt stripes,	.10	
No. 54. Spalding's Black End Boys' Maple Bat, black stripes, 26 to 28 inches,	.05	

Our complete Catalogue of Spring and Summer Sports, No. 102, mailed free.

**A. G. Spalding & Bros.,**

CHICAGO, PHILADELPHIA,  
NEW YORK.

CHAMPION JAMES J. CORBETT

USED THE

“Corbett”

(TRADE MARK)

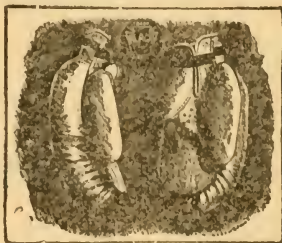
# Boxing Gloves

Manufactured by A. J. REACH CO.,  
Tulip and Palmer Streets, Philadelphia, Pa.

In his Fight with **MITCHELL** At Jacksonville,  
Jan. 25, 1894.

The REACH

Is on the Wrist



Trade Mark

of every Glove.

An Exact Duplicate of the Gloves used by CORBETT  
will be sent upon Receipt of Price.

**Per Set, - - \$7.50.**

If you cannot get them in your city, address

**A. J. REACH CO.,**

Tulip and Palmer Streets, Philadelphia, Pa.



# SPALDING'S

TRADE MARK BASE BALLS

The Spalding League Ball adopted by the National League and American Association of Professional Base Ball Clubs. Warranted to last a full game without ripping or losing its elasticity or shape.

No. 1. Official League Ball,	EACH,
No. 0. Double Seam Ball,	\$1.50
No. 1 B. Boys' League Ball,	1.50
No. 2. Professional Ball,	1.00
No. 3. Amateur Ball,	1.00
No. 5. King of the Diamond	.75
No. 7. Boys' Favorite Ball,	.50
No. 7B. League Junior Ball,	.25
No. 11. Bouncer Ball,	.25
No. 6. Victor Ball,	.20
No. 14. Boys' Amateur Ball,	.15
(All of the above in separate box and sealed.)	
No. 8. Eureka Ball,	.10
No. 9B. Boys' Lively Ball,	.10
No. 13. Rocket Ball,	.05
No. 15. Dandy Ball,	.05
No. 16. Boss, 4-piece Ball,	.05
(The above not in separate box.)	

## OUR COMPLETE CATALOGUE OF Spring and Summer Sports, Athletic and Gymnasium Goods.

The most complete catalogue of its kind ever issued mailed free to any address.

**A. G. SPALDING & BROS.,**

Chicago.

Philadelphia.

New York.

# PECK & SNYDER,

Corner

BEEKMAN AND NASSAU

NEW YORK,

STREETS,

Manufacturers of the

Celebrated

## American Club Ice Skates.

---

Complete Line of

Roller Skates,

Complete Catalogue of

Summer and Winter Sports;

Also our

Trick and Novelty Catalogue,

Embracing thousands of interesting and  
amusing novelties for the home circle,

: SENT FREE UPON APPLICATION :



# SPORTSMEN'S WEAR

AND

✱ EQUIPMENTS. ✱

—●—

NO GOODS SOLD AT RETAIL where Dealers  
Carry Our Line. Ask Your Dealer for  
Barnard's Goods; if He Cannot  
Supply You Send Direct to Us.

—  
Send for Catalogue.  
—

**GEO. BARNARD & CO.,**

1, 3 and 5 Bond Street,  
NEW YORK.

199 and 201 Madison Street,  
CHICAGO.

## SPALDINGS' CATCHERS' MASKS.



No. 3/0.



No. A.

	EACH.
No. 4/0. Spalding's Sun Protecting Mask, finest quality, - - - - -	\$5.00
No. 3/0. Spalding's Neck Protecting Mask, - - - - -	4.00
No. 2/0. Spalding's Special League Mask, extra heavy wire, - - - - -	3.50
No. 0. Spalding's Regulation Mask, heavy wire, - - - - -	3.00
No. A. Spalding's Amateur Mask, made in same style as our League Mask, but wire not so heavy; guaranteed first class, - - - - -	1.75
No. B. Spalding's Amateur Boys' Mask, same as No. A, in boys' sizes, - - - - -	1.50
No. C. Spalding's Youths' Mask, without head or chin piece, - - - - -	1.00
No. D. Spalding's Boys' Mask, without head or chin piece, - - - - -	.50
No. E. Spalding's Boys' Mask, lighter wire, without head or chin piece, - - - - -	.25

## SPALDING'S BODY PROTECTORS.

GRAY'S PATENT.

Made of Rubber and inflated with air. The only safe and reliable body protector.



	EACH.
No. 00. Umpire Body Protector, - - - - -	\$10.00
No. 0. League " " - - - - -	10.00
No. 1. Amateur " " - - - - -	6.00

## SPALDING'S BASES.

Three Bases to a Set.



	PER SET.
No. 0. League Club Bases, extra quality, quilted, with spikes, - - - - -	\$7.50
No. 1. Best Canvas Bases, not quilted, with spikes, - - - - -	5.00
No. 2. Ordinary Canvas Bases, with spikes, - - - - -	4.00

## HOME PLATES.



	EACH.
Rubber Home Plates, League Regulation, complete with spikes, - - - - -	\$7.50
Marble Home Plates, best quality, - - - - -	2.00
Plate for Pitcher's Box, - - - - -	5.00

Send for our Complete Catalogue, No. 102, to any of our Stores. Mailed free.

**A. G. Spalding & Bros.,** CHICAGO, PHILADELPHIA, NEW YORK.



# The Sporting News

.. OF ..

**ST. LOUIS**

---

---

A. H. SPINK, Editor

C. C. SPINK,  
Business Manager

---

---

The brightest and best  
base ball paper publish-  
ed in the world. Its  
subscription price,

**\$1.00 a Year**

is less than two cents  
a copy. Send names  
on postal card for free  
paper.

---

---

THE

**Sporting News**

Guarantees  
Advertisers  
Over

**60,000**

Circulation

---

---

THE SPORTING NEWS  
Publishing Company

105 and 107  
North Sixth Street

ST. LOUIS, MO.



## SPALDING'S OFFICIAL SPORTING RULES

Containing the latest rules governing all kinds of sports. The most complete and up-to-date book of its kind published. The only book ever published that contains the complete rules for all sports. Compiled by James E. Sullivan, Secretary of the Amateur Athletic Union of the United States.

**CONTAINING RULES** Governing Athletics, Duties of Referee and all Officials at Games, Bicycling, Rowing, Golf, Hockey, Curling, Polo, Gymnastics, Foot Ball, Racquets, Lawn Tennis, Wrestling, all Styles; Boxing, London Prize Ring Rules; Dog Racing, Canoeing, Fencing, Basket Ball, Gaelic and Association Foot Ball, Hand Ball, Water Polo, Base Ball, Cricket, Croquet, Pigeon Flying, Laws of Betting, Equestrian Polo, Hitch and Kick, Sack Racing, Shuffle Board, Cross Country Running, Lacrosse, Swimming, Snow Shoe Racing, Rifle Shooting, Pistol Shooting, and many other sports.

Accurate and complete in every particular. Price, 50 Cents, Postpaid

# TO WHOM IT MAY CONCERN!

1. ART OF CURVE PITCHING.
2. ART OF BATTING.
3. ART OF ZIG-ZAG CURVE PITCHING.
4. ART OF BASE RUNNING.

These four books **ought** to be read by every ball player in America. Although written for amateurs they are highly recommended by professionals. You can get more information from them in two hours of careful study than you can get from field practice in two years, and for a very little money, too. They are plain, practical, and **scientific**, and at the price no player can **afford** to be without them. Nearly 31000 copies have been sold. Price, by mail, 15 cents each—the four **at one time** for 50 cents. Send stamp at once for **special discounts** to clubs. A **premium** to every tenth purchaser. Write plainly. Wrap coin in paper.

Address,

EDWARD J. PRINDLE, Torrington, Conn.

## A. G. Spalding & Bros.

THE MOST ACCURATE AND ELEGANTLY ILLUSTRATED CATALOGUE EVER PUBLISHED IN THE WORLD IS NOW READY, AND WILL BE SENT TO ANY ADDRESS IN THE UNITED STATES OR CANADA FREE UPON APPLICATION.

### IT EMBRACES

Base Ball, Lawn Tennis, Cricket, Croquet, Golf, Foot Ball, Gymnasium Apparatus, Athletic Implements, Bicycles and Cycling Sundries, Boats, Books on all Sports, and Uniforms for all Indoor and Outdoor Sports.

NEW YORK.

CHICAGO.

PHILADELPHIA.

# SPALDING'S UNIFORM GOODS.

## BASE BALL BELTS.



No. 00.



No. 2.



No. 4.

### WORSTED WEB BELTS.

2½ inches wide.

EACH.

No. 00. Special League Belt, -	\$0.50
No. 2. Worsted Web, double leather covered buckle, - - -	.50
No. 47. Worsted Web, single leather covered buckle, - - -	.50

### COTTON WEB BELTS.

2½ inches wide.

No. 23. Double strap, nickel buckle, -	.25
No. 4. Single strap, leather mounted, plain buckles, - - -	.15

## BASE BALL STOCKINGS.



0.



3 0.



3.

PER PAIR

No. 00. Heavy, ribbed, linen sole, -	\$1.25
No. 0. Medium, ribbed, linen sole, -	1 10
No. 3/0. Extra heavy, plain, -	1.50
No. 3/0. Extra heavy, striped, -	2.00
No. 1. All wool, heavy, -	1.00
No. 2. All wool, medium, -	.75
No. 3. Wool, ordinary weight, -	.50
No. 4. Cotton Stockings, -	.40

## SPALDING'S BASE BALL SHOES.

PAIR.



No. 2/0. Kangaroo, hand-sewed, with plates, - - -	\$7.50
No. 1/0. French calf, hand sewed, with plates, - - -	6.00
No. 1X. Fine calf, hand sewed, with plates, - - -	4.00
No. 3. Best canvas, - - -	2.00

Our Complete Illustrated Catalogue, No. 102, of Spring and Summer Sports, Athletic and Gymnasium Goods is the most complete ever issued and replete with interesting matter. Mailed free by addressing

# A. G. SPALDING & BROS.,

CHICAGO, PHILADELPHIA, OR NEW YORK.

# SPALDING'S ATHLETIC LIBRARY.

Published Monthly. Each Number Complete.

Devoted to all kinds of Sports.

---

- No. 1. Life and Battles of James J. Corbett.**
- No. 2. Indian Clubs and Dumb Bells.** By J. H. DOUGHERTY, Amateur Champion of America.
- No. 3. Bowling.** By A. E. VOGELL. Containing instructions how to Bowl, How to Score, How to Handicap.
- No. 4. Boxing.** This book is without doubt the most valuable manual of its kind ever published. It is fully illustrated.
- No. 5. Gymnastics.** By ROBERT STOLL, N. Y. A. C., America's Champion on the Flying Rings since 1885.
- No. 6. Lawn Tennis.** By O. S. CAMPBELL, Champion Player of America. Valuable for beginners as well as experts; rules of the game complete.
- No. 7. Base Ball.** By WALTER CAMP, Specially adapted for Colleges and preparatory schools. Complete history of college base ball.
- No. 8. Golf.** By J. STUART BALFOUR, Containing List of Implements and their uses, Glossary of Technical Terms and Latest Revised Rules of the Game.
- No. 9. Athletes' Guide.** Articles on Training, by H. S. Cornish; How to Train for Distance Running, by T. P. Connett; Sprinting, by Harry Jewett; Throwing Weights, by James Mitchel; Walking, by S. Liebgold; Jumping, Hurdling, Pole Vaulting, by A. A. Jordan; and Rules for the Government of Athletic Games.
- No. 10. Croquet.** Official Rules of the Game as adopted by the National Croquet Association.
- No. 11. Spalding's Official Foot Ball Guide and Referee's Book.** Revised by WALTER CAMP. Authorized and adopted by the American Intercollegiate Association.
- No. 12. Gaelic and Association Foot Ball.** Complete Methods and Rules of each Game.
- No. 13. Hand Ball.** How to Play it. Rules and Definitions, Regulation Court and its Construction, with other interesting matter.
- No. 14. Curling, Hockey and Polo.** Rules governing each game, and other valuable information.
- No. 15. Indoor Base Ball Guide.** Complete Illustrations for Playing, with Description of Game.
- No. 16. Skating.** History of Skating, from earliest appearance to the present day, to which is added a list of the most authentic records.
- No. 17. Basket Ball.** Latest Revised Rules, with diagrams showing position of Players, etc.
- No. 18. Fencing.** Complete Manual of Foil and Sabre, according to the methods of the best modern school.

EACH, POSTPAID, 10 CENTS.

---

AMERICAN SPORTS PUBLISHING CO.

241 Broadway, New York.

# SPALDING'S UNIFORM GOODS.

## BASE BALL SHIRTS.



Lace Front.



Button Front.

No. 0	quality	Shirts,	regular	styles,	-	-	-	\$6.00
No. 0	quality	Shirts,	pajama	style,	-	-	-	7.00
No. 1	quality	Shirts,			-	-	-	5.00
No. 2	"	"			-	-	-	3.50
No. 3	"	"			-	-	-	2.50
No. 4	"	"			-	-	-	1.75
No. 5	"	"	for boys,					1.25
Boys' Shirts in sizes up to and including 14-inch collar.								



Padded Pants.

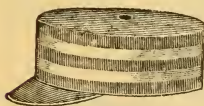
## BASE BALL PANTS.

			PLAIN.	PADDED.
No. 0	quality	Pants,	\$5.00	\$6.00
No. 1	"	"	3.75	4.50
No. 2	"	"	2.75	3.50
No. 3	"	"	2.00	2.75
No. 4	"	"	1.25	2.00
No. 5	"	" for boys,	1.00	

Boys' Pants in sizes up to and including 30 inch waist.

## BASE BALL CAPS.

Chicago, College, Eton, Skull, Jockey and Boston Styles.



Chicago Style.

			EACH.
No. 0	quality,	best flannel,	\$1.00
No. 1	quality,	lighter flannel,	.75
No. 2	quality,	good flannel,	.65
No. 3	quality,	ordinary flannel,	.50
No. 4	quality,	light flannel,	.40

## CHEAP CAPS.

No. 121.	Felt Cap, lined,	-	-	.25
No. 122.	Felt Cap, unlined,	-	-	.15

Our Catalogue of Spring and Summer Sports, Athletic Uniforms, Gymnasium Goods and Appliances, is the most complete ever issued on these Goods. Mailed free.

# A. G. SPALDING & BROS.,

CHICAGO,

PHILADELPHIA,

NEW YORK.



← TAKE THE →



—BETWEEN—

**CHICAGO**

LAFAYETTE,                      INDIANAPOLIS,  
LOUISVILLE,                  CINCINNATI,  
AND ALL POINTS SOUTH.

—  
THE FINE TRAINS

**The Velvet and Electric**

Operated over the Cincinnati Route are unsurpassed by any line to the South. It is also the only Dining Car line to the Ohio River.

Elegant Pullman Perfected Safety Vestibule Sleeping Compartment Cars on night trains. Parlor Chair Cars on all day trains.

—  
**TICKETS**

For sale at all Coupon Offices. For Maps, Schedules, etc., inquire at

**CITY TICKET OFFICE, 232 CLARK ST.,**

—AT—

**DEARBORN STATION, CHICAGO,**

—OR ADDRESS—

W. H. McDOEL,  
*General Manager.*

FRANK J. REED,  
*General Passenger Agent.*





**C. & N. W. RY.**

## The Through Car Route

Between Chicago and  
ST. PAUL,

MINNEAPOLIS,

DULUTH,

ASHLAND,

COUNCIL BLUFFS,

OMAHA,

SIOUX CITY,

DENVER,

OGDEN,

PORTLAND,

SAN FRANCISCO,

and Principal Cities of the

## WEST AND NORTHWEST.

SOLID VESTIBULE TRAINS,

PALACE SLEEPING CARS,

BUFFET SMOKING AND LIBRARY CARS,

FREE RECLINING CHAIR CARS,

LUXURIOUS PARLOR CARS AND

SUPERB DINING CARS

are features of the perfect service afforded  
patrons of the

**CHICAGO & NORTHWESTERN RY.**

W. H. NEWMAN, 3d Vice Pres.    J. H. WHITMAN, Gen'l Manager  
W. A. THRALL, Gen'l Pass'r and Ticket Agent.



## **Chicago, Milwaukee & St. Paul R'y.**

---

Steam Heated and Electric Lighted Vestibuled Trains between Chicago, St. Paul and Minneapolis.

Electric Lighted and Steam Heated Vestibuled Trains between Chicago, Council Bluffs and Omaha.

Finest Dining Cars in the world.

Free Reclining Chair Cars between Chicago and Omaha.

Fast Mail Line between Chicago, Milwaukee, St. Paul and Minneapolis.

Transcontinental Route between Chicago, Council Bluffs and Omaha, or St. Paul.

5,700 miles of road in Illinois, Wisconsin, Minnesota, Iowa, Missouri, South and North Dakota.

Everything First-Class.

First-Class People Patronize First-Class Lines.

Ticket Agents everywhere sell Tickets over the Chicago, Milwaukee and St. Paul Railway.

. . . THE Lake Region OF . . .

## Northern Wisconsin and Michigan.

Brief Mention of some of the Principal Resorts on the line of  
the Milwaukee, Lake Shore and Western Railway.

### THE POPULAR NORTH WOODS SANITARIUM.

**GOGEBIC LAKE, MICH.**—Twelve miles distant and 900 feet above the waters of Lake Superior. It is fifteen miles long and one and one-half to three miles wide, and affords the best black bass fishing known anywhere. Brook trout are found in tributary streams, and at certain seasons of the year very large brook trout are caught in the open lake. Gogebic Lake is a favorite resort for those suffering from hay fever or throat and lung troubles. The hotel and cottages will remain under the management of Geo. P. McAdam, who can furnish first class accommodations for 100 guests. Fine fleet of boats, steam yacht, etc.

**TWIN LAKES, WIS.**—(Conover Railroad Station). This popular resort will continue under the auspices of the Twin Lakes Fishing and Hunting Club. It will be open the entire season not only to club members, but as heretofore, for the entertainment of fishermen and their families or those in search of health and recreation. B. F. Kouatz, who had immediate charge last season, will continue as Superintendent. Twin Lakes is widely known for its excellent muskallonge, pickerel and pike fishing. Guides, boats, etc.

**WATERSMEET, MICH.**—Fine brook trout fishing to be had in various streams, some very near the station. Hotel accommodations, guides, etc.

**LAKE VIEUX DESERT.**—(State Line Station, Wis.) Head waters of the Wisconsin River. Splendid muskallonge fishing. Boats and guides are to be had. This lake affords many fine camping spots.

**"EAGLE WATERS," WIS.**—Comprises a chain of twenty-seven lakes, all easily reached by steamer or row boat from Eagle River Railroad station, and all offer fine sport with muskallonge, bass and pike. Hotels, boats, guides and steamer at Eagle River Station.

**THREE LAKES, WIS.**—A railroad station in proximity to the southern portion of the "Eagle Waters" chain of lakes. Hotels, boats, guides.

**TOMAHAWK LAKE, WIS.**—Noted for its fine muskallonge and bass fishing. There are hotels, boats and guides at Tomahawk Lake St. Germain Lake, Lost, Found, Plum, Star and Laura Lakes are easily accessible.

**TROUT LAKE, WIS.**—Noted for the great number and large size of the "land-locked salmon" that are taken from its waters. Bass are taken in this lake and muskallonge in the surrounding waters. Hotel, boats, guides.

**MANITOWISH RIVER, WIS.**—Connects quite a chain of lakes, including Rest, Manitowish, Rice, Alder and Trout Lakes, all of which contain bass, muskallonge and pike, and some have been fished but very little. Boats and guides can be secured.

**TURTLE RIVER, WIS.**—Connects quite a system of lakes including Rice, Echo, Spider, Turtle, Long and a number of others. Fine fishing is reported from those that have visited these waters.

For additional or detailed information regarding the Lake Region, or for copy of Guide Book, address,

J. S. BARROW, City Pass. Agent,  
E. D. PARMELEE, City Ticket Agent, } 208 Clark St., CHICAGO.  
C. L. RYDER, Gen. Pass. Agt., Milwaukee, Wis.

# Credenda Bicycles

AS GOOD AS GOLD AND UNEQUALLED AT THE PRICE.

**PACER.** The "CREDENDA PACER" has earned for itself a reputation second to none. The weight has been materially reduced, a direct-acting plunger-brake applied which, with the new "Spalding" saddle, combines to make a popular and thoroughly reliable mount.

PRICE, \$100.

**CONSORT.** The "CREDENDA CONSORT," so well known as a companion of the "Credenda Pacer" needs little or no comment. Though new last season, it attained great popularity as an easy running, staunch and reliable mount, especially designed for ladies. It will be supplied with 53-inch gear unless otherwise ordered.

PRICE, \$100.

**ROADSTER.** The "CREDENDA ROADSTER" is a strictly high grade machine throughout, constructed of best materials, and as a machine for every day practical use, at a moderate price, cannot be surpassed.

PRICE, \$85.

**CONSORT JUNIOR.** In general construction it is identical with the "Credenda Pacer Junior," the frame differing in that it is of the dropped pattern. Its graceful lines and light, airy appearance will commend it to all.

PRICE, \$75.

**PACER JUNIOR.** A new departure in the general line of wheel building will be found in this new, strictly high grade, 26-inch machine, intended for the use of the "rising generation." Its construction is the very best, and its material as good as can be had.

PRICE, \$65.

Our "Spalding" and "Credenda" Catalogue will give you all the details in construction and other interesting features of these Bicycles; sent free to any address.

**A. G. SPALDING & BROS.,**  
CHICAGO, NEW YORK, PHILADELPHIA.

# Chicago & Alton R.R.

PERFECT PASSENGER SERVICE BETWEEN

CHICAGO and ST. LOUIS

CHICAGO and KANSAS CITY

ST. LOUIS and KANSAS CITY.

THE DIRECT LINE TO

**DENVER**

Through Sleeping Cars  
Every Day from  
Chicago.

THE SHORT LINE TO

**HOT SPRINGS, ARK.**

THE WORLD'S  
GREATEST  
SANITARIUM.

THE BEST LINE FROM CHICAGO

. . TO ALL POINTS . .

**WEST, NORTHWEST, SOUTH AND  
SOUTHWEST.**

PULLMAN VESTIBULE TRAINS AND PALACE RECLINING  
CHAIR CARS, Free of Extra Charge, over a completely  
Stone Ballasted, Dustless Roadbed.

CHICAGO CITY  
TICKET OFFICE

195 CLARK ST.

R. SOMERVILLE, City Passenger and Ticket Agent.



# THE GREATEST HEALTH AND PLEASURE RESORTS,

THE FINEST SHOOTING AND FISHING GROUNDS  
AND THE GRANDEST SCENERY

of the entire West are located along the lines of the **Santa Fé Route**, the greatest railroad in the world, and the only one with its own tracks **from Chicago and St. Louis through to the Gulf of Mexico and the Pacific Coast**. The lines of the Santa Fé Route pass through Illinois, Iowa, Missouri, Arkansas, Oklahoma, Texas, Kansas, Colorado, New Mexico, Arizona and California. Through train service daily between principal points. The finest equipment and the best dining service in America. Consult the nearest ticket agent of the Santa Fé Route for particulars as to rates and trains when you wish to travel in the West. Attractive illustrated descriptive literature furnished free on application to C. A. HIGGINS, Assistant General Manager and Ticket Agent, 725 Monadnock Building, Chicago, Ill.

# SPALDING'S COMPLETE UNIFORMS.

Our line of flannels for Base Ball Uniforms consists of five qualities and over forty different patterns. Each grade is kept up to the highest point of excellence, and patterns changed every season; base ball players may be assured that whatever grade of uniform is selected, it will be the very best that can be furnished for the money. On orders for complete sets of uniforms, we make no charge for lettering; on orders for single suits we charge *five cents* per letter. Special measurement blanks, samples of flannel and belt webbing for all the following uniforms furnished on application.



	PLAIN PANTS,
No. 0 Uniform, complete, - -	<b>\$14.00</b>
No. 1 Uniform, " - -	<b>11.00</b>
No. 2 Uniform, " - -	<b>8.00</b>
No. 3 Uniform, " - -	<b>5.75</b>
No. 4 Uniform, " - -	<b>3.75</b>
No. 5 Boy's Uniform, complete, -	<b>2.75</b>

Padded Pants extra as follows:

On No. 0 Uniform, - -	<b>\$1.00 Per Pair</b>
On Nos. 1, 2, 3 and 4 Uniforms, .75	"

Samples of Flannels and Measurement Blanks  
Mailed on Application.

Send for Our Complete Catalogue, No. 102,  
Mailed Free.

## A. G. SPALDING & BROS.,

CHICAGO,

PHILADELPHIA,

NEW YORK.

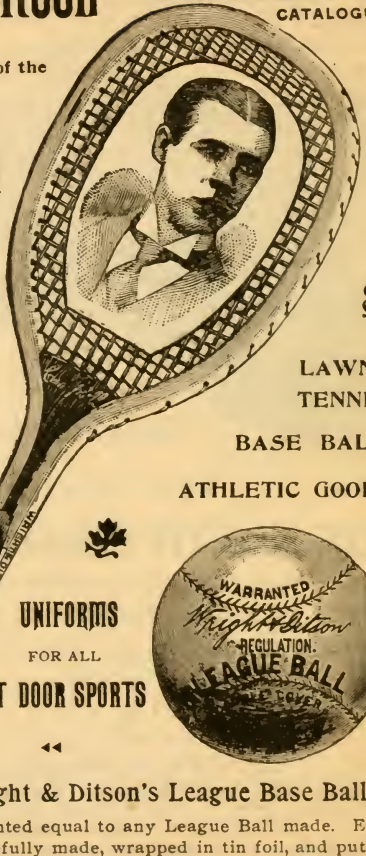


# Wright & Ditson

SEND FOR OUR  
COMPLETE  
ILLUSTRATED  
CATALOGUE

Manufacturers of the

## Famous Campbell Racket



Publishers of the  
OFFICIAL

## Lawn Tennis Guide

LAWN  
TENNIS,

BASE BALL,

ATHLETIC GOODS

FOR 1894

Price,  
15  
Cents



UNIFORMS

FOR ALL

OUT DOOR SPORTS



## Wright & Ditson's League Base Ball

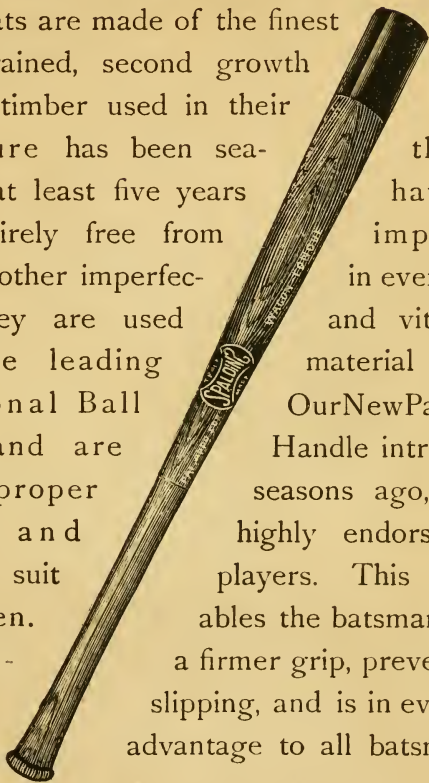
Warranted equal to any League Ball made. Each Ball carefully made, wrapped in tin foil, and put up in separate box and sealed. . . . \$1.00

Retail, 344 Washington St.,  
Wholesale, 95 Pearl St.,

} BOSTON, MASS.

# SPALDING'S WAGON TONGUE BATS.

The bats are made of the finest straight-grained, second growth ash. The timber used in their manufacture has been seasoned for at least five years and is entirely free from knots and other imperfections. They are used by all the leading professional Ball players, and are made in proper models and lengths to suit all batsmen.



From Season to Season these bats have shown improvement in every essential and vital quality, material and finish. Our New Patent Rough Handle introduced two seasons ago, has been highly endorsed by all players. This handle enables the batsman to secure a firmer grip, prevents the bat slipping, and is in every way an advantage to all batsmen.

OUR COMPLETE CATALOGUE OF  
BASE BALL, LAWN TENNIS & MISCELLANEOUS  
ATHLETIC & SPORTING GOODS MAILED FREE TO ANY  
ADDRESS.

## A. G. SPALDING & BROS.

CHICAGO,

NEW YORK.

PHILADELPHIA.



# THE OFFICIAL SPALDING LEAGUE BALL




ADOPTED BY THE NEW  
National League & American Association  
FOR 1894

The SPALDING OFFICIAL LEAGUE BALL has been the adopted Ball of the National League for the past seventeen years, and has again been adopted by the new National League and American Association for 1894. Contribute to the excellent qualities of the Spalding League Ball. Each ball is carefully wrapped in tin foil. Packed in a box and securely sealed, and is fully warranted to stand the test of a full game without ripping nor losing its elasticity or shape.

PRICE, PER DOZEN, \$15.00.

SINGLE BALL, \$1.50






























































LIBRARY OF CONGRESS



0002112946A

