

Wikipedia



WIKIPEDIA
The Free Encyclopedia

Adding wildlife sounds Intermediate



Clem Rutter
7 November 2015



Table of Contents

1.Using Sounds.....	3
Comments.....	3
Examples of Taxobox.....	4
Examples of Voice section.....	6

Sound files

The sound files are located at [\[\[Category:Wildlife Sounds in the British Library\]\]](#).

1. Using Sounds

Comments

At its very simplest adding a sound clip is just like adding an image. It is a file, and it will be stored on Commons, along with its meta data. In practice it is more complicated because usually it will be displayed with its own sound bar, and we need to get the formatting of the sound bar exactly right and consistent with other articles.

At the very simplest we add the script to the top of the page in the **lead** section just under the **taxobox**.

```
{{Listen
| filename = Fringilla coelebs short.ogg
| title    = Birdsong
| plain    = yes
}}
```

To do a song bird justice we need to add a sound clip to **two places** in the article.

In the **infobox (taxobox)** at the top of the page, in the section we know as the **lead**, and in the article in the **description section** called **Description**, or **Voice**.

Examples of Taxobox

```
{{Taxobox
| name = European pied flycatcher
| status = LC
| status_system = IUCN3.1
| status_ref = <ref name=IUCN>{{IUCN|id=22709308 |title='Ficedula hypoleuca' |
assessors=[[BirdLife International]] |version=2013.2 |year=2012 |accessdate=26 November
2013}}</ref>
| image = Ficedula hypoleuca -Wood of Cree Nature Reserve, Scotland -male-8a.jpg
| image_width =
| image_caption = Adult male in Scotland [[File:Ficedula hypoleuca.ogg|thumb|center|Birdsong]]
| regnum = [[Animal]]ia
| phylum = [[Chordate|Chordata]]
| classis = [[bird|Aves]]
| ordo = [[Passeriformes]]
| familia = [[Muscicapidae]]
| genus = ''[[Ficedula]]''
| species = ''''F. hypoleuca''''
| binomial = ''Ficedula hypoleuca''
| binomial_authority = ([[Peter Simon Pallas|Pallas]], 1764)
| range_map =
| range_map_alt =
| range_map_caption =
<div style="text-align: left;"><big>{{Legend2|#00ae24|Approximate range|border=1px solid
#aaa}}
}}
```

Insert here

The critical lines

Using the raw code

```
| image = Ficedula hypoleuca -Wood of Cree Nature Reserve, Scotland -male-8a.jpg
| image_width =
| image_caption = Adult male in Scotland [[File:Ficedula hypoleuca.ogg|thumb|center|Birdsong]]
```

Using audio

```
| image_caption = Adult male in Scotland {{audio|Ficedula hypoleuca.ogg|Birdsong}}
```

Using listen

```
| image_caption = Adult male in Scotland {{listen|filename=Ficedula hypoleuca.ogg|
title=Birdsong}}
| image_caption = Adult male in Scotland {{listen|filename=Ficedula hypoleuca.ogg|
title=Birdsong|help=no|plain=yes|embed=yes}}
```

European pied flycatcher



Adult male in Scotland

Birdsong

[Conservation status](#)

Using raw [[File

European pied flycatcher



Adult male in Scotland

 [Birdsong](#) ([help-info](#))

[Conservation status](#)


Using the audio template

European pied flycatcher



Adult male in Scotland

 [Birdsong](#)

0:00   MENU

Problems playing this file? See [media help](#).

[Conservation status](#)

Using the listen template (default)

European pied flycatcher



Adult male in Scotland

[Birdsong](#)

0:00   MENU

[Conservation status](#)

Using the listen template (simple)

Examples of Voice section

===Voice===

[[File:Ficedula hypoleuca.ogg|thumb|left|European pied flycatcher vocalization]]

Discussion

There are three wikipedia methods to include a sound bite-all of which have restrictions that can frustrate us. Together they are very powerful.

- * **Raw**
- * **Listen templates**
- * **Audio template**

Audio audio-template

```
;Audio-template
*{{audio|Fringilla coelebs short.ogg|Birdsong}}
*{{audio|Fringilla coelebs short.ogg|Birdsong|help=no|right}}
```

This method takes you off the page while it produces the sound. Not very neat

Listen templates

```
;Listen template
```

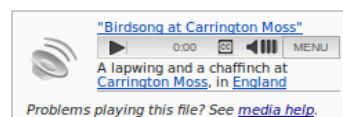
```
{{listen | pos = center | filename = Carrington moss birch road.ogg | title = "Birdsong at Carrington Moss" | description = A lapwing and a chaffinch at [[Carrington Moss]], in [[England]] | format = [[Ogg]] }}
```

The listen templates offer a great deal of rendering options- and you stay on the page while the sound plays, but you must always display a title not the sound bar alone

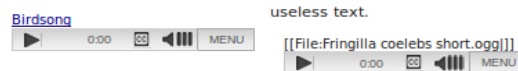
```
{{Listen
| filename = Fringilla coelebs short.ogg
| title = Birdsong
| plain = yes
| style = float:left
}} useless text.
```

```
{{Listen
| filename = Fringilla coelebs short.ogg
| plain = yes
| embed = yes
}}
```

Listen template



The listen templates offer a great deal of rendering options- and you stay on the page while the sound plays, but you must always display a title not the sound bar alone



Further Help

Can be found by typing

```
Help:Sound_file_markup
Template:Listen
Template:Audio
```

Raw `[[Files:`

`;To the right`

`*[[File:Ficedula hypoleuca.ogg|right]]`

`*[[File:Ficedula hypoleuca.ogg|right|thumb|European pied flycatcher vocalization]]` With thumb

`{{-}}`

`;To the left.`

`*[[File:Ficedula hypoleuca.ogg|left]]` Plain

`*[[File:Ficedula hypoleuca.ogg|left|thumb|European pied flycatcher vocalization]]` With thumb

`{{-}}`

`;Short forms`

`*[[File:Ficedula hypoleuca.ogg|80px|left]]` No text

`*[[File:Ficedula hypoleuca.ogg|80px|left|thumb|European pied flycatcher vocalization]]`

With thumb

`{{-}}`

The screenshot shows a 'raw' view of a file page. It displays several sections of markup code and their corresponding rendered HTML output. The sections are:

- raw**: Referring to the file:
 - `• Birdsong`
- To the right**:
 - `•` (renders as a play button, 0:00, CC, volume, and MENU icons)
 - `• With thumb` (renders as a play button, 0:00, CC, volume, and MENU icons, followed by the text 'European pied flycatcher vocalization' and a thumbnail icon)
- To the left.**:
 - `•` (renders as a play button, 0:00, CC, volume, and MENU icons) followed by the text 'Plain'
 - `•` (renders as a play button, 0:00, CC, volume, and MENU icons) followed by the text 'With thumb' and 'European pied flycatcher vocalization' with a thumbnail icon
- Short forms**:
 - `•` (renders as a play button and volume icon) followed by the text 'No text'
 - `•` (renders as a play button and volume icon) followed by the text 'With thumb' and 'European pied flycatcher vocalization' with a thumbnail icon

Further Help

Can be found by typing

Help:Sound_file_markup



This booklet was produced for training session
for British Library and Europeana Sounds
given by the Wikimedia Community
at
The British Library
on 7th November 2015.



The text is released under terms of the Creative Commons License CC-BY-SA 3.0 which may be found at <http://creativecommons.org/licenses/by-sa/3.0/>

The BL, Europeana and Wikimedia logos remain under respective copyright.