

FT
MEADE

4GV
L110
Copy 1

WEHMAN BROS.

TRICKS WITH COINS

89 ILLUSTRATIONS



OR

MODERN COIN MANIPULATION
BY T. NELSON DOWNS "KING OF KOINS"

PUBLISHED BY

WEHMAN BROS.

NEW YORK.



*The JOHN J. and HANNA M. McMANUS
and MORRIS N. and CHESLEY V. YOUNG
Collection*

WEHMAN BROS.'

TRICKS WITH COINS

OR

MODERN COIN MANIPULATION

EMBRACING EVERY SLEIGHT AND SUBTLETY
INVENTED AND KNOWN

BY

... T. NELSON DOWNS ...

"KING OF KOINS."

INCLUDING (NOW PUBLISHED FOR THE FIRST TIME)
A COMPLETE EXPLANATION OF HIS WORLD FAMOUS COIN CREATION,
"THE MISER'S DREAM."

EIGHTY-NINE ILLUSTRATIONS.

PUBLISHED BY
WEHMAN BROS., PARK ROW,
NEW YORK.

COPYRIGHT, 1905, BY WEHMAN BROS.

CALLAHAN'S EASY METHOD FOR LEARNING VENTRILOQUISM QUICKLY
PRICE 15 CENTS.

**CALLAHAN'S
 EASY METHOD FOR
 LEARNING
 VENTRILOQUISM
 QUICKLY**



PUBLISHED BY WEHMAN BROS., NEW YORK.

This great book was written by Mr. George W. Callahan, one of the most famous of the world's ventriloquists, and in it he clearly shows that ventriloquism is not a natural gift, but an art that may be acquired by anyone with a little practice, and it is certainly an accomplishment well worth cultivating, for nothing will so amuse and mystify a social gathering as the feats of a ventriloquist. He appears to be a man of a dozen voices. In his natural tone of voice he asks a question, and the answer appears to come from the depths of the chimney in the weak accents of a little child. Again, we hear the voice of an old man appearing to proceed from the roof of the building, the distant barking of a dog, etc. These wonderful imitations are performed without the slightest movement of the lips, greatly to the astonishment of the audience. Would you not like to acquire this amusing and mystifying accomplishment? You can do so easily and readily by studying the directions con-

tained in this book, which is the best and most complete instructor in the art of ventriloquism ever published. It is a book of 64 large pages, and will be sent by mail, postpaid, upon receipt of **15 Cents.**

WEHMAN BROS.' TRICKS and VENTRILOQUISTS' GUIDE
 New Book of **PRICE 30 CENTS.**

This is the latest and best book published on **Tricks, Ventriloquism, Second-Sight and Fireside Mesmerism.** It is illustrated with nearly 100 engravings. The instructions for performing are so plainly



given that any child, with a little practice, can do them as they only require **simple apparatus.** We will mention a few of the tricks in this book: How to eat a peck of shavings and change them into ribbon; how to make a dime pass through a table; how to make fire burn under water; how to put a ring through your cheek and then bring it on a stick; how to make a loaf dance while it is baking in the oven; how to cut off a chicken's head without killing it; how to make ice in Summer; how to change water into wine; a lamp that will burn for a year; how to cut off your nose; how to make fireproof paper; how to eat tow and set it on fire in your mouth; how to produce a mouse from a pack of cards; how to tell the number any person thinks of; how to tell in advance a card selected by any one; how to tell if a person is in love;

how to remove a man's shirt without taking off his coat or vest; how to hold a glass of water upside down without spilling it; how to become a **Ventriloquist**, and **150** other equally astonishing tricks, etc. Old and young should not fail to get this highly amusing and wonderful book. **Price by mail, postpaid, only 30 Cents per copy.**

The JOHN J. and HANNA M. McMANUS
 and MORRIS N. and CHESLEY V. YOUNG
 Collection

Gift—Oct. 12, 1955

4-GV
1110

INDEX.

CHAPTER I.

"THE MISER'S DREAM."

	PAGE
Description of the act.....	5
Continuous front and back-hand palm.....	6
Latest improvements in connection with same.....	8
Method of getting first stack of coins into hat.....	13
The apparent "catching" of the coins.....	14
Passing coin through bottom of hat.....	14
Passing coin through side of hat.....	15
Coin thrown in the air and invisibly caught in hat.....	15
Manner of getting a second load into hat.....	15
Method of continuing the "catching" after second load is exhausted.....	16
Production of any number of coins at finger tips.....	17
To pass a coin through the knees.....	18
The "elusive" pass.....	19
New "change over palm".....	20
Downs' new "click" pass.....	21
Ten coins passing into tumbler.....	21
Downs' new "fan" pass.....	23
Downs' "Eureka" pass.....	24
The "turnover" with 40 coins.....	25
Three distinct methods of palming coins at the same time.....	27
To palm and make the pass with 40 coins.....	28
To produce same in a shower from the vest.....	28

CHAPTER II.

A Series of Absolutely New and Original Coin Vanishes and Passes.

Methods for causing the disappearance of one coin.....	30
With the aid of a piece of hair.....	30
Vanishing coin from handkerchief.....	30
Coin vanish with the aid of the vest.....	31
Disappearance of a coin while lying on the table.....	31
Coin vanish with the aid of the outside sleeve.....	31
Coin vanish with the aid of the trousers' pocket.....	31
Novel pass with a coin.....	32
New back-palm idea.....	32
The sleeve vanish.....	32
The sleeve vanish in conjunction with back palm.....	32
The coin and tumbler.....	33
Novel adaptation of the "rattle-box" idea.....	33
A rapid pass with six coins.....	33
Disappearing pile of coins.....	34

INDEX—CONTINUED.

CHAPTER III.

Miscellaneous Coin Tricks, Illusions, and Combinations.

	PAGE
The equilibrium of silver.....	35
To pass 20 coins from one hand to the other.....	36
Quadruple coin.....	36
Gold versus silver.....	37
The transmutation of metals.....	38
Vanishing coins from goblet.....	39
Multiplying coin (sleight-of-hand method).....	39
New coin production from bare hands.....	40
The money-producing cigarette.....	41
The coin of Phoenix.....	42
New money-producing card.....	42
The marvelous transit of coins.....	44
Novel appearing coin.....	45
The new crystal target.....	45
The flying coins.....	47
The "Downs" goblet of mystery.....	48
The mysterious claret glass.....	48
Magnetized coins.....	49
The demon goblet.....	50
The silver question.....	50
Handkerchief as money-producer.....	52
New money-producing candle.....	52
The dematerialization of 30 coins.....	53
Coin passing through a table, etc.....	54
The crystal coin ladder.....	55
The traveling coin.....	57
The sixteen-to-one silver trick.....	58
The fusible coins.....	59

CHAPTER IV.

Mechanical Devices for Performing the "Miser's Dream."

Coin with wire loop.....	62
Coin with attachment for first finger.....	63
Single spider "fake".....	63
Single spider "fake" (differently constructed).....	63
The "Hilliar" coin spider fake.....	63
Coin holders.....	65
New coin-dropper for hat.....	65
Coin caught on rim of the hat.....	67
Apparatus enabling performer to easily palm 50 coins.....	68
New vest coin dropper.....	69
New vest coin dropper (differently constructed).....	69

CHAPTER V.

Additional Coin Tricks.

The coin of Mercury.....	71
The coin cornucopia.....	72
The obedient coins.....	73
The coin and paper tube.....	74
An old trick improved.....	74
A good coin trick.....	75
To tell date on borrowed coin.....	75
Entirely new pass with 25 coins.....	76
The new glass coin-jar.....	76
The winged coin.....	78
New coins and die.....	78

CHAPTER VI.

Koincluding observations.....	81
-------------------------------	----

MODERN

Coin Manipulation.

CHAPTER I.

THE MISER'S DREAM.

The above original conception of the author's has, he believes, been more extensively imitated and counterfeited than any other known Magical Act. In this chapter it is proposed first to give an outline of same, and then to explain all the different "sleights" necessary for its accomplishment, which the author desires to emphatically state were all, without exception, invented by himself some sixteen years ago. He mentions this fact for the information of those that may be in doubt as to the origin of the back palm.

The stage is devoid of any kind of furniture, with the exception of an ordinary property side-table, which is totally unprepared. The performer enters and asks for the loan of a hat. Upon obtaining the necessary article it is placed crown downwards on the table. Professor now turns up his sleeves to the elbows, and his hands are shown to be quite empty, back and front, with the fingers WIDE APART. The hat is now taken (without the slightest suspicious movement) in the left hand. The right hand next makes a grab in the air, and there are two coins, which he places in the hat. This is repeated till about 20 coins have been caught, but during the whole time the back and front and fingers of the right hand are shown to be absolutely empty, and not once do they approach the body. By way of variation, a coin is sometimes passed through the side of the hat, being unmistakably heard to fall within; or a half-dollar is thrown in the air, completely vanishing, and the hat held out a second or two afterwards

to catch the coin, which is also heard to fall into the same. A coin is placed between tips of first and fourth fingers of right hand, and pushed against bottom of hat, whereupon it instantly vanishes into the interior, making itself heard as it mingles with the other coins. The right hand now catches a dozen or twenty coins at once, dropping them all into the hat. This is continued until an enormous number of half-dollars is collected. These are turned out on to the table. One is now taken in the left hand and passed completely through one and then both knees, then passed from hand to hand. Now the audience is asked to name any number, which we will say is 15, whereupon the performer proceeds to catch, one at a time, the half-dollars on tip of his wand, immediately passing each one invisibly into the right hand, where it makes its appearance between the first finger and thumb—this being continued until the whole 15 are produced. Six coins are now vanished and both hands shown empty, when the former are produced in a fan from the back of the left hand. In conclu-

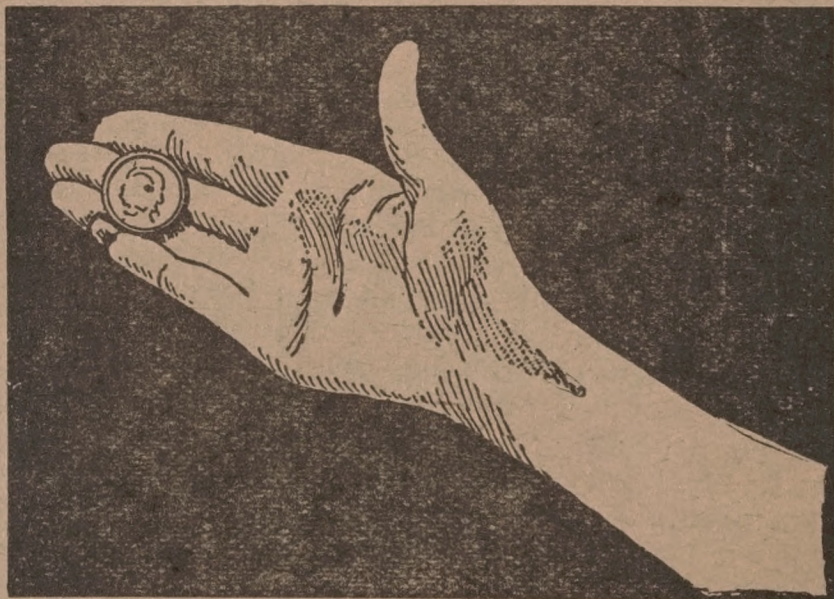


FIG. 1.

sion, after several other sleights hereinafter described, the performer gathers up all the coins on the table—somewhere about 40—makes the pass with this huge pile, when lo! they have vanished, but are immediately reproduced in a shower from the bottom of the vest.

As the above depends chiefly on what is termed the “Continuous Front and Back Hand Palm,” it is proposed to describe this in minute detail first. The object is to conceal a coin in the hand, yet at any moment showing back and front quite empty, extending the fingers and thumb as well, but im-

mediately producing the coin when desired at the finger tips.

If the reader desires to excel in this particular sleight, he should, first of all, select a coin which best suits his fingers. The author always uses a half-dollar as being best adapted to the size of his hands. The smaller the coin used the more difficult to successfully carry out the trick. It is therefore, advisable, perhaps, to start with a larger coin, say a dollar, and follow this up gradually with smaller coins, until you find one which exactly suits the width of your fingers.

To commence the trick the coin is placed on the front of the hand, being gripped between the tips of the first and

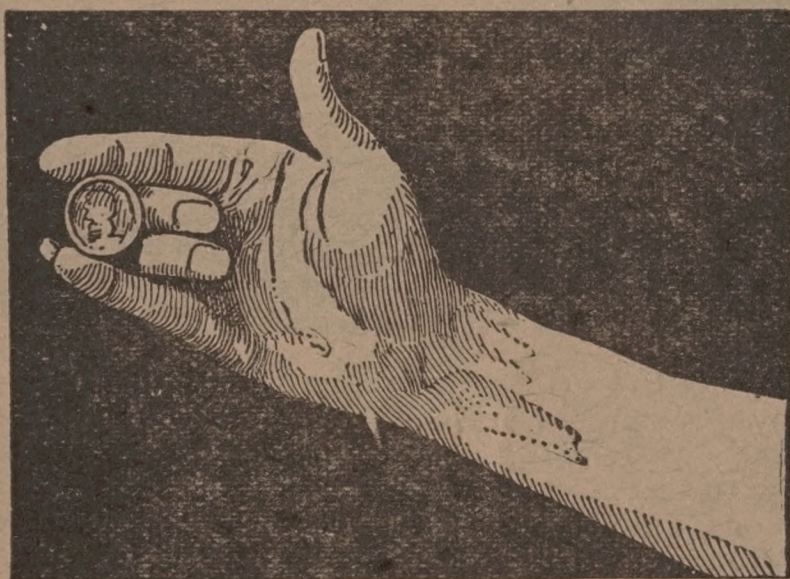


FIG. 2.

fourth fingers (see Fig. 1). You now draw down the two middle fingers until the points rest behind the coin at its lower end. If you now exert with these two fingers a slight pressure on the lower part of the coin it revolves between the first and fourth fingers (see Fig. 2), and, upon the performer now extending carefully the two middle fingers, these stretch out in front of the coin (see Fig. 3, which represents a back view) (which is now held in same position as at first, except that it is at the back instead of the front of the hand), the coin being quite invisible and appearing to have vanished. To cover this movement, which, of course, should be executed with lightning-like rapidity, the performer makes a short movement with the hand as if about to throw the coin away. The slight movement facilitates the deception to a great extent. Now, to make the coin reappear, the above movements are simply reversed. This novel movement should be acquired by both hands, which should perform it with equal freedom and ease.

With considerable practise this can be accomplished with more than one coin. Fig. 4 shows the author's hand with six coins back-palmed.

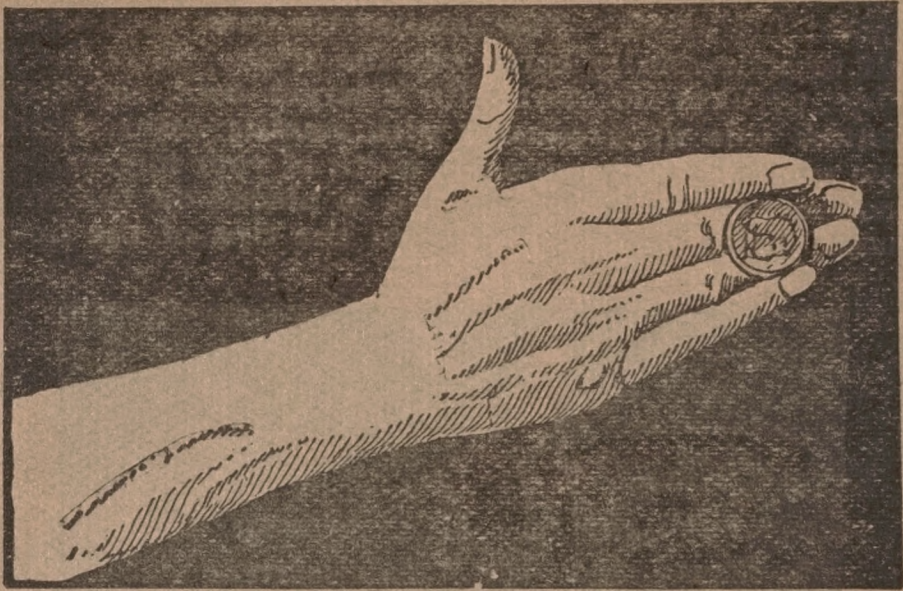


FIG. 3.

The above is the original form in which the trick was invented by the author sixteen years ago, but since then he has naturally made vast improvements in same, and the following is the correct manner in which he performed the "Continuous Front and Back Hand Palm," at the Palace Theatre, London, in 1899, for six consecutive months. If the

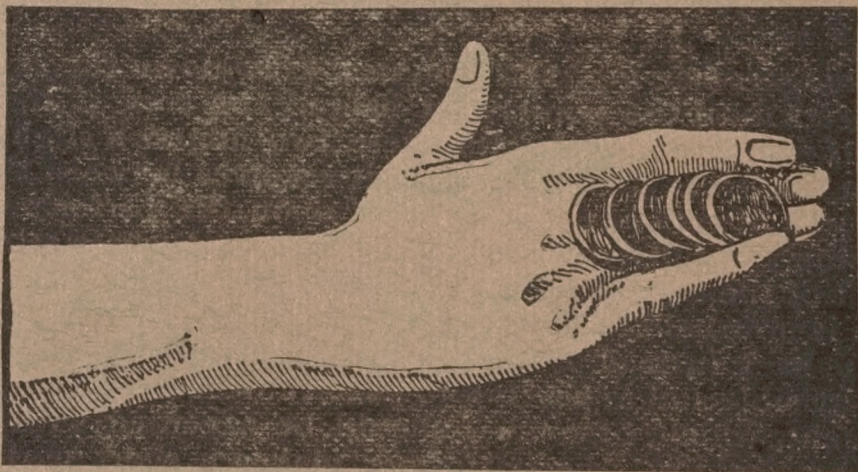


FIG. 4.

reader will take the trouble to compare other descriptions of this palm, with the details herein given, he will at once see the extent of the knowledge of the different writers who have compiled these "counterfeit" descriptions

When the coin has been reversed to the back of the hand, as in Fig. 3, the little finger moves away from the coin, which is left gripped between the first and second fingers. The third




FIG. 5.

and fourth fingers are now spread wide apart (see Fig. 5) to show there is nothing between them. The third finger moves up at the back of the hand behind the coin, which it pulls be-

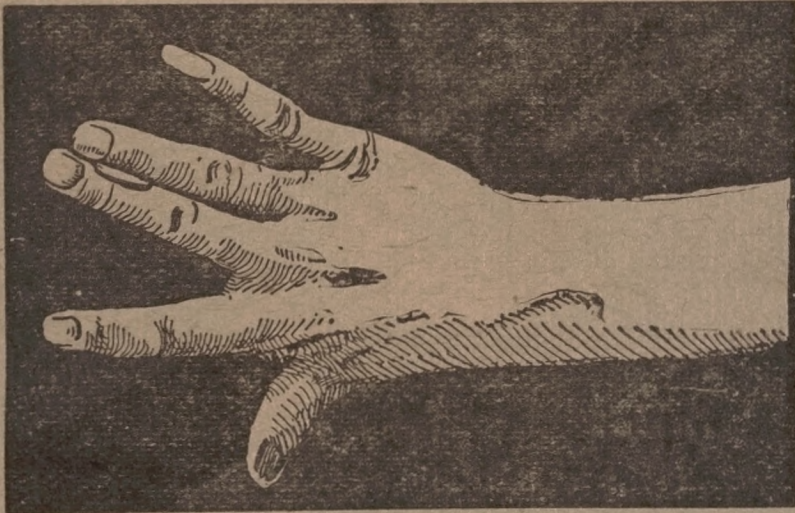


FIG. 6.

tween it and the second finger, where it remains gripped as in Fig. 6, enabling the performer to show the back of the hand, and demonstrate that there is nothing between first and sec-

ond or third and fourth fingers. Now, the thumb pushes the coin through from the front of the hand to the back, still gripped between the second and third fingers, enabling the

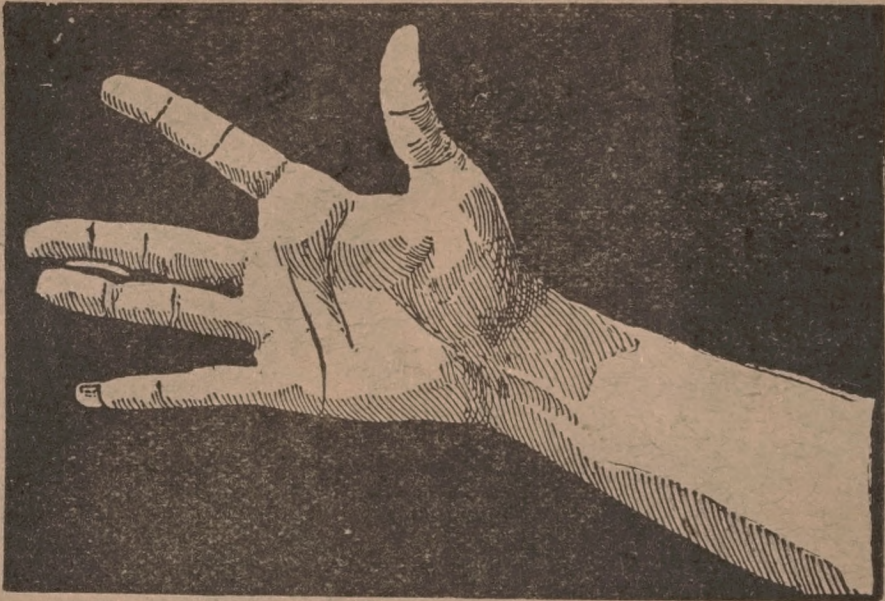


FIG. 7.

front of the hand to be shown, with the first and fourth fingers extended as in Fig. 7. The little finger next comes up behind the hand and grips the coin in exactly the same way




FIG. 8.

as the third finger did previously, enabling the first, second and third fingers to be shown empty (see Fig. 8). The second finger now grasps the coin from the back, so that it is now

held as before in Fig. 7, between the two middle fingers, again allowing performer to show there is nothing between first and second or third and fourth fingers. The coin is then picked

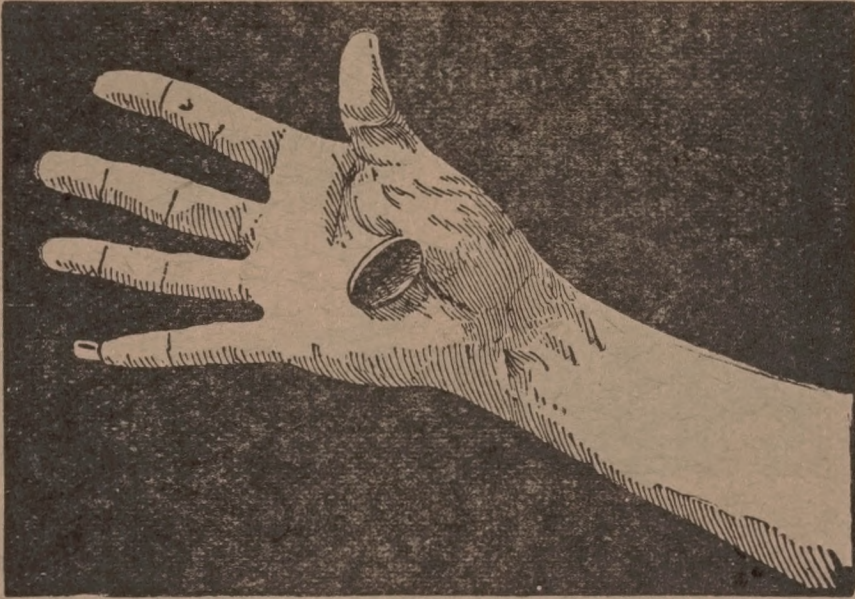


FIG. 9.

up with the first finger and gripped between that and the second finger, as already seen in Fig. 5. Next the fingers are bent 'round towards the palm, and with the assistance of the



FIG. 10.

second and third fingers the coin is transferred to the palm of the hand (see Fig. 9), thereby allowing the performer to show the back of the hand with all the fingers and thumb extended

(see Fig 10). It is now picked up with the two middle fingers and replaced between the first and second fingers, being exactly the reverse of the previous move, enabling the front of the hand to be now shown. By next placing the third finger up be-

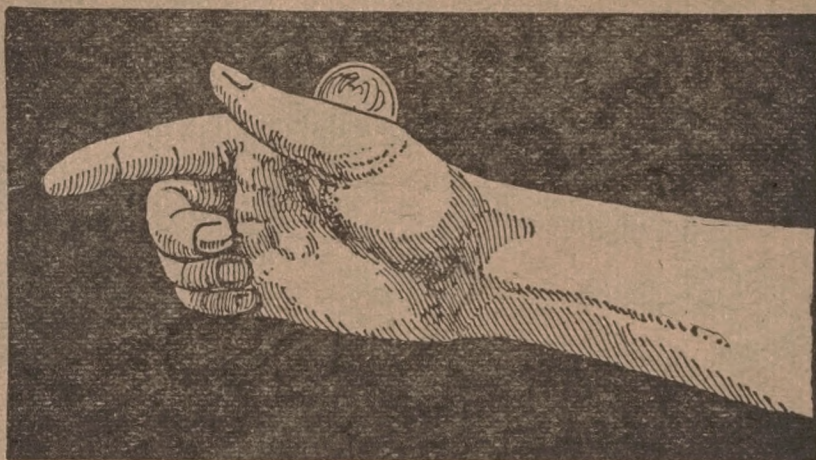


FIG. 11.

hind the coin, the same can be placed at back of thumb (see Fig. 11), where it lies gripped in the fleshy part, so that the performer can now show front of hand empty, but with the fingers extended. The hand is now closed, the coin being al-




FIG. 12.

lowed to drop in, and then opened, whereupon the coin is produced. The author uses all of the above passes in his entertainment, and, of course, to work the Back and Front Palm in an absolutely correct manner, a considerable amount of

practice is necessary. However, to produce many brilliant effects it is only essential that the performer should be acquainted with one or two of the moves, but if the reader ever desires to become a strictly first-class Coin Manipulator he should practise, practise, and keep on practising until all the above sleights become second nature to him, and he can then defy even expert conjurers to tell where the coin is. All the above should be done with both hands, as mentioned before, thereby enabling the performer to exhibit some combinations that appear nothing short of supernatural. The author has devoted considerable space and time to the above description, but he believes it is in the best interests of the Magical Art for him to have done so, bearing in mind how professional and amateur magicians are being deceived by productions compiled by unscrupulous parties purporting to expose his Act.

Having described the principal secret of this Act, the author will proceed to explain the Act itself and then the various additions.

Before going on the stage, the performer places 20 half-dollars in his right-hand waistcoat pocket and 15 in his right-hand trousers pocket. A hat is borrowed, and, while taking the same in his left hand, the coins from the waistcoat are palmed in his right, and placed like a flash of lightning under




FIG. 13.

the bent-over side of the rim on the outside of the hat (see Fig. 12), which is placed with the same hand, crown downwards, on the table. Now, if the coins have been placed neatly and prop-

erly on the rim when the hat is turned over, they will remain where you put them, but this is the most delicate part of the trick, as unless you are exceedingly careful some, or all, will fall as the hat is put on the table, and, in the words of a popular song, "There would be no show that night." With practise, however, this can be accomplished. A would-be-author, in "exposing" the above, not knowing how it was possible to place the coins on the rim of the hat and then turn it over, has, in his exceeding cleverness ignored this move altogether. Yet, this is the most delicate and at the same time puzzling move of the performance. This ignorance is probably due to his "many years' experience."

The performer now casually turns up his sleeves and remarks: "With the permission of the ladies I will remove my cuffs, or rather turn them up to the elbows." The hat is now taken up with the left hand, the fingers of which get hold of the coins under cover of the rim. The hat is next passed into the right hand to show the left empty, and the artist will find with practise it is quite easy to pass the coins with the hat from hand to hand. The hat is now taken by the edge nearest the audience, and, with right hand, turned over so that the fingers of the left hand containing the 20 coins are brought into the inside of hat (see Fig. 13), in position for the money-catching. The right hand is now shown empty, and makes a grab in the air at an imaginary coin, immediately placing it (apparently) in the hat, where it is heard to fall, but, in reality, it is a coin dropped from the left hand. This is repeated, and, as the hand goes to the hat to make a pretense of dropping in a coin, two coins are quickly palmed in the right hand. You look in the air for more coins, and one of those palmed is now produced at the finger tips (the mode of which is described on page 5), and visibly dropped into the hat. You now produce the second one, but, instead of placing this in the hat, one is dropped from the left hand at the same moment that the right approaches the top of the hat, thereby inducing the audience to believe that the visible coin was really placed in the hat. This is repeated as often as desired, and, by means of the "Continuous Front and Back Hand Palm," before described, the right hand can at any moment be shown apparently empty.

Additional effects are produced according to the fancy of the performer. The apparent passing of a coin through the bottom of the hat never fails to bring forth plenty of applause. This is accomplished by holding the coin in the manner depicted in Fig. 14. The back palm is now made (see Fig. 15), one coin being at the same time dropped from the left hand into the hat, creating the necessary "jingle," and the illusion is perfect. A similar effect can be produced by holding the

coin between the tips of the first three fingers and thumb and pretending to push it through the side of the hat. What really happens is that the coin is pushed by the hat down be-




FIG. 14.

When the first load of coins is exhausted, the performer makes a bold move. He pretends to hear some one make a remark that he gets the coins from his pocket—"Which pocket?" he replies; "The left one?" and places his left hand into the pocket so as to suit the action to the word—"No, the right one?"—now placing his right hand into the pocket, which forthwith palms 15 coins previously placed there. "No, ladies and gentlemen, if I were to place my hands in my pockets you would all see me. Please see that my hands do not approach the body." Meanwhile, he has got the palmed 15 coins onto the rim of the hat, as explained at the commencement of this description. The hat is then plaed, if desired, on the table, crown downward, and the hands shown perfectly empty. The same process as before is now repeated.

If the above movements are executed with a certain amount

tween the fingers (the back of the hand facing the audience) which hide it, one, of course, being dropped by the left hand to create the necessary deception. It is as well to pay particular attention to these little moves, as they invariably create more *furor* than bigger and more difficult sleights.

A coin is now apparently thrown in the air, and caught in the hat a few seconds later. The coin is, of course, palmed in the act of throwing up the hand, and the hat is held out in the left hand as if waiting for the coin, which, at the right moment, is dropped from the left hand.

of *sangfroid*, and without appearing to be in a hurry to place the hands in your pockets, not one in a thousand would guess that you were "loading"—it being so barefaced a proceeding the audience never dream that you would be so bold as to deceive them in this decidedly simple yet effective manner.

Now, when this last lot of coins becomes exhausted, another ruse is resorted to by the performer. His right hand dives into the hat and rattles the coins to show they are real ones, at the same time letting them pour in a shower from the hand into the hat. He repeats this once or twice, and then palms, say, a dozen, which, of course, enables him to go on catching them singly (producing them



FIG. 15.

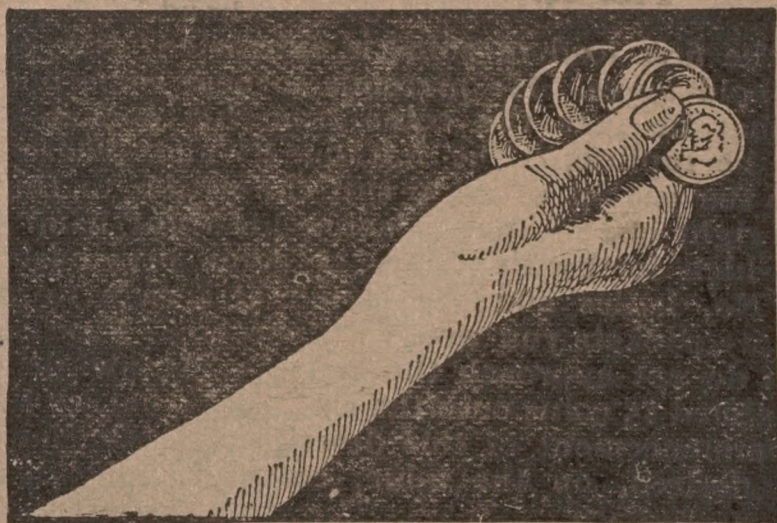


FIG. 16.

at finger tips as described on page 17), or to make a grab in the

air and produce the 12 in a fan (see Fig. 16), with the remark that "When I desire more than one at a time I make this move." The above can be repeated, if desired, but it will usually be found that 30 to 40 coins will take some time to "catch," provided the performer is not unduly quick about it. This must be avoided, and the artist must go about his business in an easy manner, without any jumps or jerks so common with unfinished performers. To practise before a looking-glass is all very well, but before your friends is better, as they are thereby enabled to give you hints as to mistakes, etc., which it is impossible for you to see yourself in a glass.

Next comes the

PRODUCTION OF ANY NUMBER OF COINS AT FINGER TIPS.

Before the hat is replaced on the table the audience is asked to name any number, which we will suppose is 15. The performer, who has in the meantime been "jingling" the coins in the hat, quickly palms the desired number, and replaces the hat on the table (to palm the correct number instantaneously requires considerable practice, but the author is enabled through constant exercise to tell exactly how many he picks up by the feel and weight). Both hands are now shown empty by means of the "new Change-over Palm,"

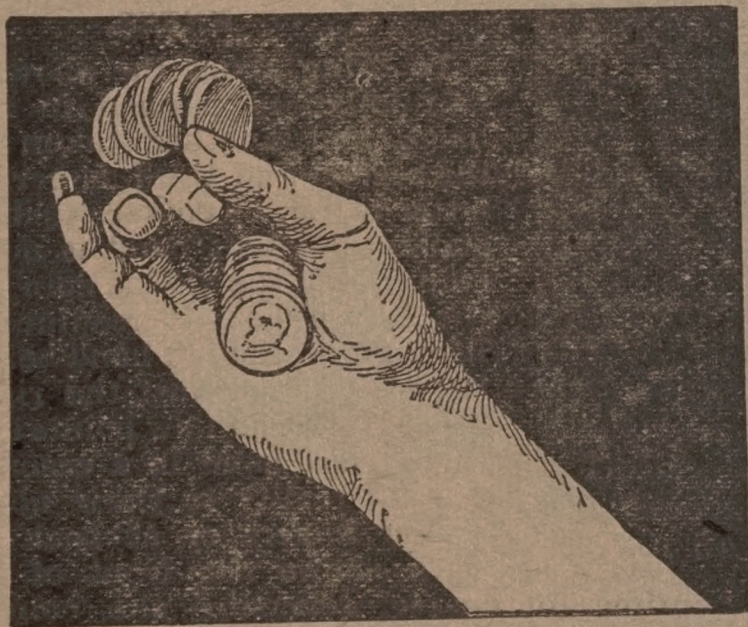


FIG. 17.

described on page 20. The magic wand is taken in the left hand, and the coins caught on its extreme end one by one, each being then invisibly passed from the wand to the right hand finger

tips. The wand used is, of course, the old "Half-dollar" Wand, but the one the author has been in the habit of using was improved by him to the extent that it works noiselessly, this being brought about by a series of minute pieces of rubber operating in the "Coin" end of the wand, which prevents the edges of the opening "clicking" together when the half-dollar is caused to appear or to vanish.

The coins are palmed in the right hand. To produce them one by one at the finger tips, the two middle fingers are bent down towards the coins as in Fig. 17. The third finger pushes up the bottom one (that nearest the wrist), same being immediately gripped between that finger and the second, which instantaneously places the coin between the tips of the first finger and thumb, the second one being placed behind this, and so on till the whole 15 have been "produced." The left hand, of course, makes a motion of catching a coin on the wand each time and shows the coin, which is withdrawn into the wand in the act of throwing it towards the right hand.

The coins are now counted, one at a time, from the right hand into the hat. If, by any chance, you should have made a mistake in the number asked for, it is easy when counting them at the conclusion to "miscount" one or two.



FIG. 18.

TO PASS A COIN THROUGH THE KNEES.

To bring about the above effect a half-dollar is palmed in the right hand, and another taken between the second and third finger tips (the latter being, of course, visible to the audience). Left hand is now shown empty, and the visible coin placed on the left fingers in readiness for the Back Palm, the left hand being placed horizontally against the right knee. The right hand now points at the coin in the left hand in a casual sort of way (in reality to show nothing between fingers or at back of hand), then shows the front of the hand (in the meantime, of course, reversing the coin to back of hand), and places it in a similar position on the opposite of the knee to the left. Fig. 18 will show the correct position. The coin is now back-palmed by the left hand—at the moment of doing which the coin back-

palmed in the right hand is brought to the front, the same having apparently passed completely through your knee. This can be repeated once or twice. The performer then pretends to overhear a remark, "Pass it through both knees," and replies, "Through both knees? Oh, certainly; however, it's more painful," and he repeats the trick, apparently passing the coin through both knees, making, of course, not the slightest difference in the *modus operandi*.

THE ILLUSIVE PASS.

The performer takes, we will say, six coins between the foremost sections of the middle and third fingers of the right hand, spreading out at the same time the other fingers, presenting to the public the back of his hand. The left hand now approaches the right as if to take away the coins (see Fig. 19), and, in fact, really, takes them away the first time. Then, apparently overhearing a remark to the effect that they are not in the left hand, he opens it and shows the coins. Same are again taken between the tips of the second and third fin-

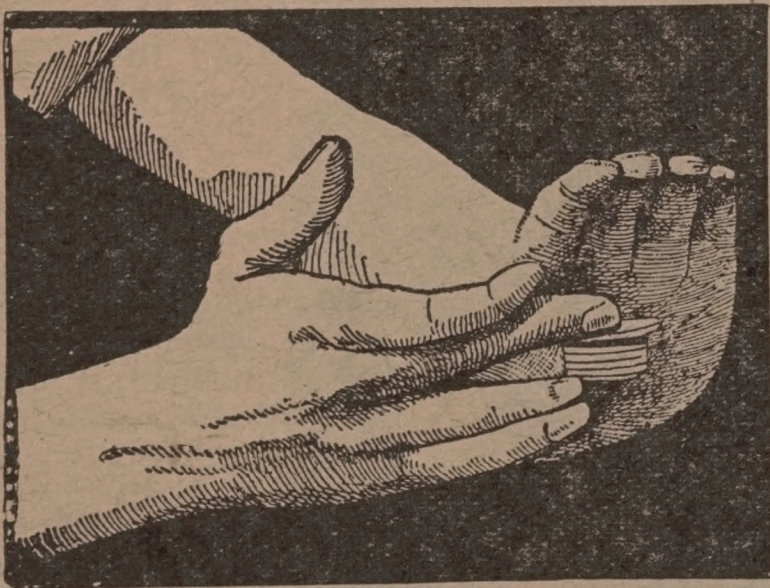


FIG. 19.

gers of the right hand, and the left hand makes the motion of taking the coins, while under cover of the fingers of the left hand, the two fingers of the right hand, containing the coins, are bent round the thumb of the left hand, and the coins left palmed in the right hand, the two fingers immediately returning to their original position, the left hand moving away as if it contained them (see Fig. 20). The above movements are made very clear in the accompanying illustrations, though they may appear almost impossible of execution. In the first place, the

different moves should be made very slowly, with, say, 2 coins ; but the reader will understand that in the actual execution of this feat before an audience, everything is done so quickly that it is quite impossible for a spectator to tell whether the coins are really taken in the left hand or not. Any one who may have witnessed the author's performances will, he is sure, bear witness to this fact.

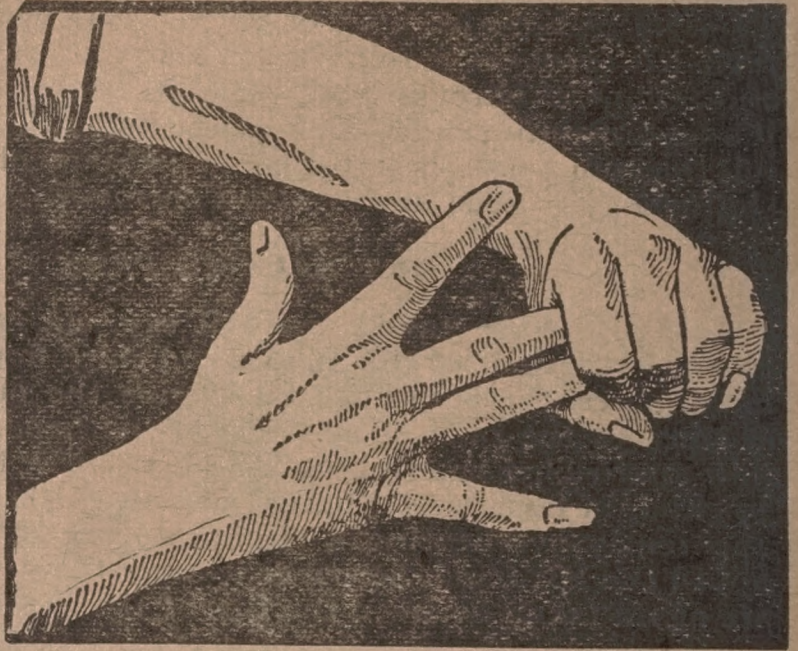


FIG. 20.

Now upon the left hand being opened and shown empty, the right hand can also be shown empty by means of the following :

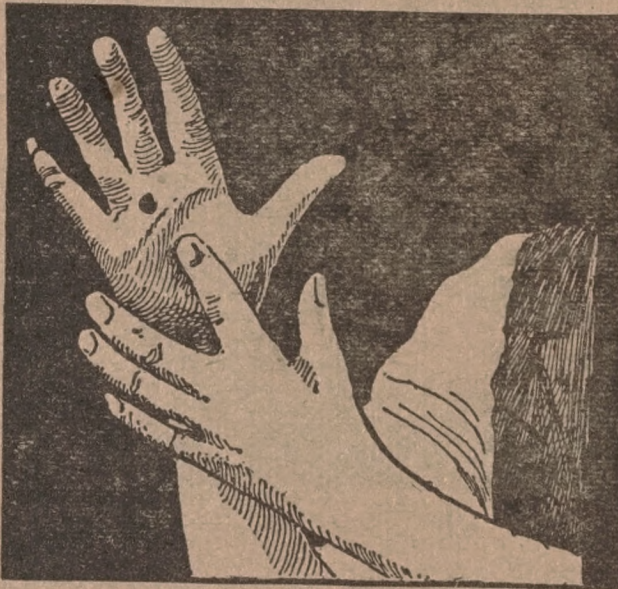


FIG. 21.

NEW CHANGE-OVER PALM.

When the left hand is opened, the right hand, which contains the coins palmed, is brought face to face with the left one, and the coins transferred to the palm of the left hand, which is immediately turned 'round (under cover of the right) to show (apparently) that there is nothing at the back, and then the right hand can be shown empty

back and front (see Fig. 21). The left hand is next turned 'round under cover of the right hand, and the coins re-palmed in the right (see Fig. 22). This is an exceedingly difficult sleight, and requires a considerable amount of delicacy in manipulating. It is very desirable to have the coins all

all of the same size and thickness, otherwise one or more



FIG. 22.

may slide out from the rest in the act of transference.

The coins can then be produced as fancy indicates, by catching them one at a time, or in a fan from the back of the left hand; but a suitable mode of production will readily suggest itself to a performer who has thoroughly mastered the above two passes. The author can safely state that when

once proficient in both of the above the performer can do practically just as he likes with half a dozen coins, and he therefore considers it one of the most useful passes in existence.

DOWN'S' NEW "CLICK" PASS.

As the trick about to be described relies almost entirely on the above-named new and original "pass," the author has thought it only fair to give it the above title. Once acquired, it becomes a most useful and one of the most puzzling and deceptive sleights extant.

The mode of performing it is as follows: Ten coins are borrowed and placed unmistakably in the left hand. All are satisfied that the coins are really in the left hand, they being heard to fall therein. The right hand now picks up an ordinary empty glass tumbler and holds the hands wide apart. The coins are commanded to pass, *one at a time*, from the closed left hand into the glass, held in the right, which they proceed to do, the beautiful part of the experiment being that each coin is distinctly seen and heard to fall into the tumbler. After about, say, eight coins have passed, the performer pretends to hear some one say that there are no coins in the left hand. He immediately opens the left hand and shows the two remaining coins. The hand is closed, and the two that are left to pass singly into the glass held in the right, in the same manner as their predecessors.

To produce the above illusion it is necessary to study care-

fully the accompanying illustrations which explain fully the "click" pass before referred to. The coins are first placed in

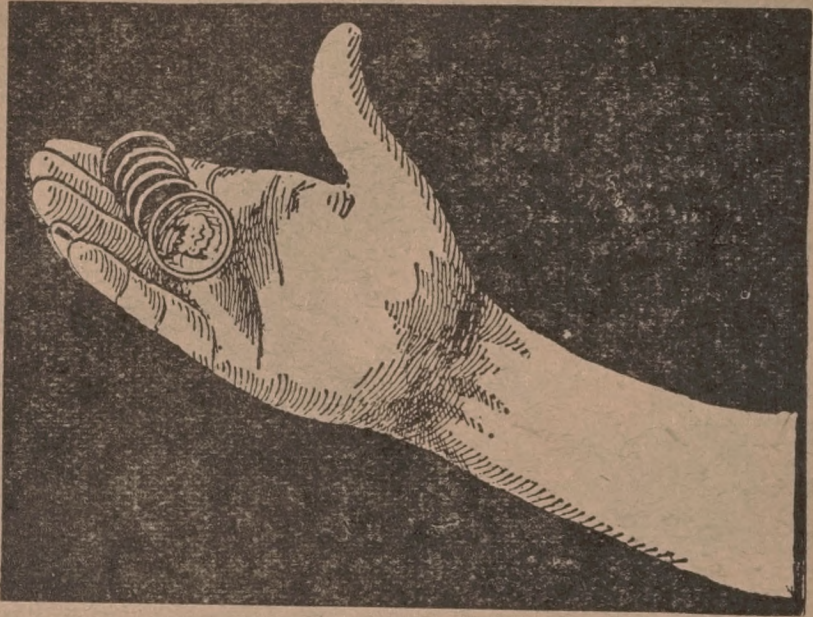


FIG. 23.

the right hand, as in Fig. 23, and the hand is then quickly turned over, the coins being apparently transferred to the left

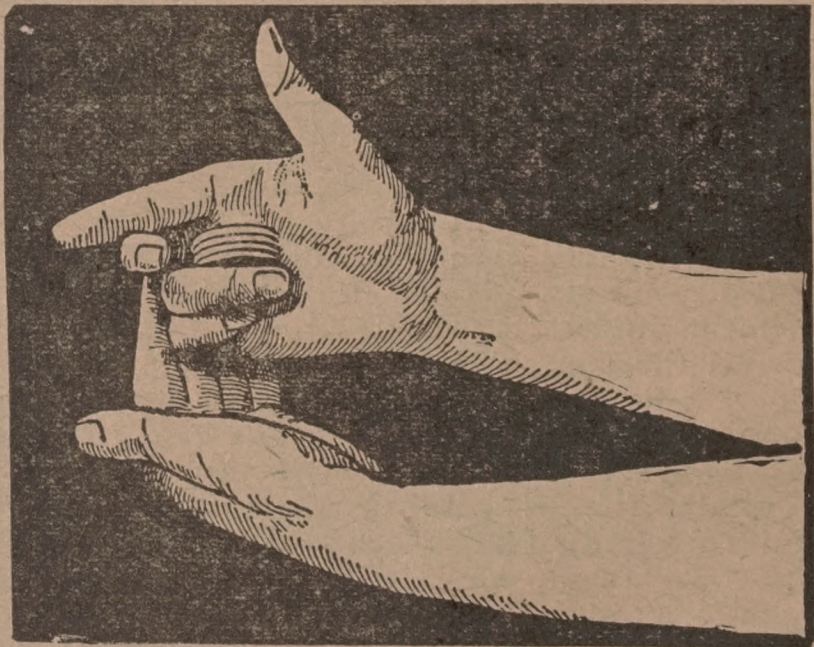


FIG. 24.

hand, but in reality the third and fourth fingers of the right hand arrest their fall, see Fig. 24 (thereby creating a sound or "click" as if the coins had fallen into the left hand), and

forthwith palm them in the right hand. If the foregoing be tried once or twice it will be seen what a perfect illusion it produces. Now with the right hand (containing the palmed coins) pick up the tumbler as in Fig. 25. By slightly relaxing the muscles of the palm of the right hand, the coins are released, one at a time, and fall into the glass (see Fig. 26). A considerable amount of practice and delicacy of manipulation is essential to ensure the coins dropping singly. The additional effect of being able to show two coins in the left hand, after eight have passed into the tumbler, is brought about by finger-palming in the left hand two dummy coins, pivoted together, which admits of their being spread apart to look like two coins. These are shown, and in the act of again closing the left hand, they are reverse-palmed, and the fact of their being riveted together enabling this to be accomplished with ease.

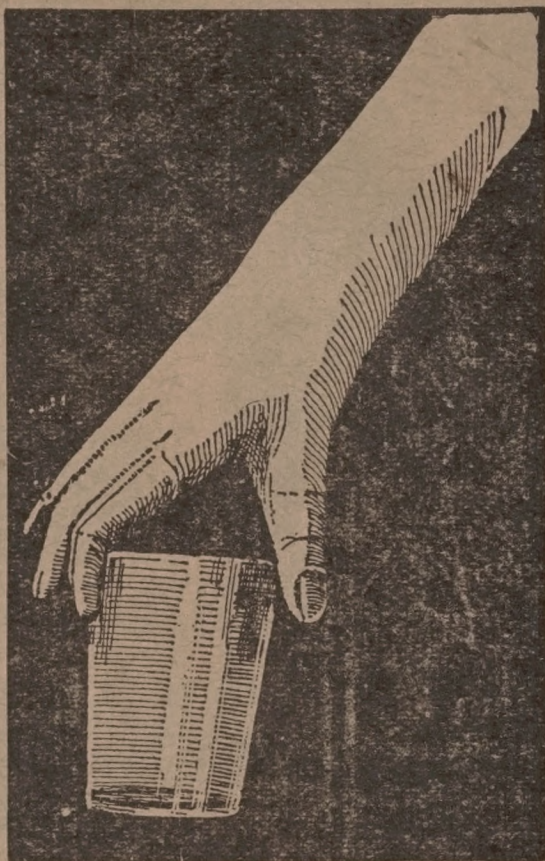


FIG. 25.

The author can confidently recommend the above trick as being one of the best with which he is acquainted, and if enough attention is paid to all the details, the performer can easily deceive expert conjurers who are unacquainted with the *modus operandi*.

DOWN'S' NEW "FAN" PASS.

This is another favorite pass, invented by the author. The coins are held as in Fig. 27. The right fingers now allow the coins to slide down, one after another with a jingle into the palm of the left hand, which forthwith closes up on the same, but just as it does so the two middle fingers of the right hand grip the coins and immediately palm them in the right hand. If this is carried out neatly, and under cover of the movement of the left hand, the spectators will be absolutely convinced that the coins still remain in the left hand.

The foregoing is a very useful method of causing the disap-

pearance of a number of coins, after having produced them in a "fan."

THE DOWNS' "EUREKA" PASS.

The author has extreme pleasure in the following description of the pass to which he has given the above title, in taking the reader into his confidence and explaining to him fully what the writer conscientiously believes to be his most novel, puzzling and prettiest feat.

The pass is used for the vanishing of any number of coins, up to 20, one at a time.

The coins are lying on the table. One is placed in the right hand as in Fig. 1 (in readiness for the back palm). This is made and both hands shown (apparently) empty. The left hand now picks up another coin by the first finger and thumb, and proceeds to place it on the right hand in the position occupied by the first (see Fig. 28), but in the act of doing so the two middle fingers of the left hand go to the back of the right and remove the first coin (see Fig. 29). The left hand now leaves the second coin on the right hand, which back palms it, the left hand in the meantime palming coin No. 1.

This is repeated until the whole of the coins are palmed in



FIG. 26.




FIG. 27.

the left hand. Of course, considerable practice is necessary

to palm the coins one after the other without noise, but this is **not** so difficult if the first coin is palmed as per Fig. 9, and

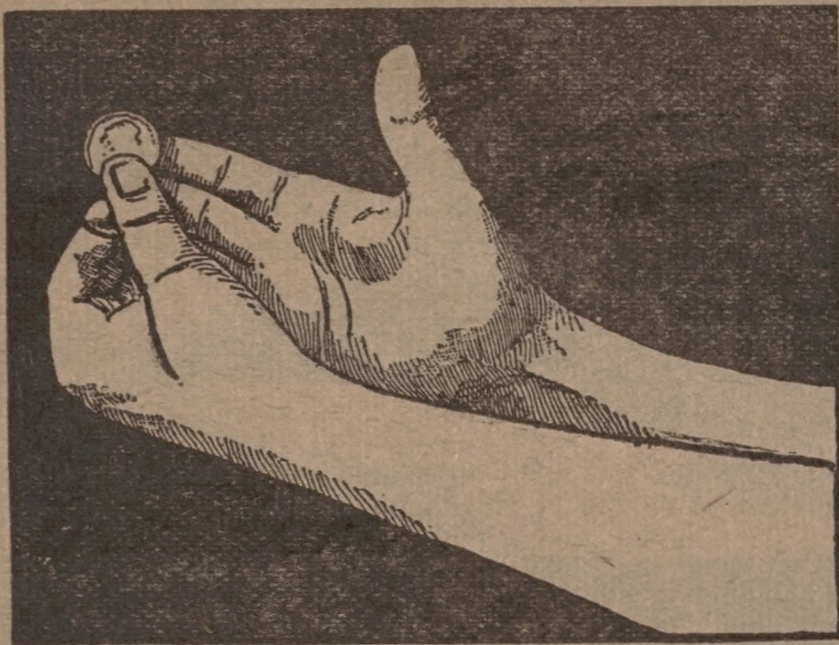


FIG. 28.

each following one is placed under the preceding one.

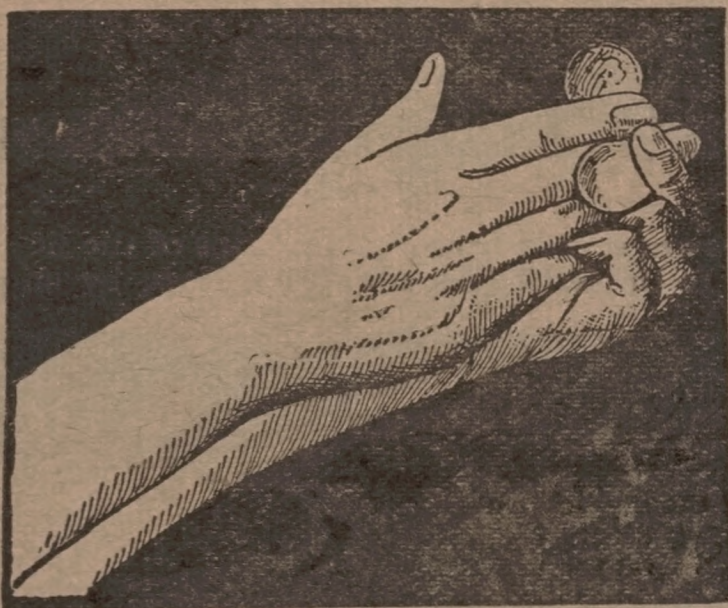


FIG. 29.

THE "TURN-OVER" WITH FORTY COINS.

This feat the author considers to be one of the best in his whole act, for the simple reason that no one has yet even attempted to duplicate it publicly. Others have tried it and

have got as far as making the coins turn *one way*, but there




FIG. 30.

they stop, it being next to impossible for them to make them return without the use of the other hand.



FIG. 31.

The coins are spread from the very tips of the fingers of the right hand to the wrist (see Fig. 30). Now, by slightly con-

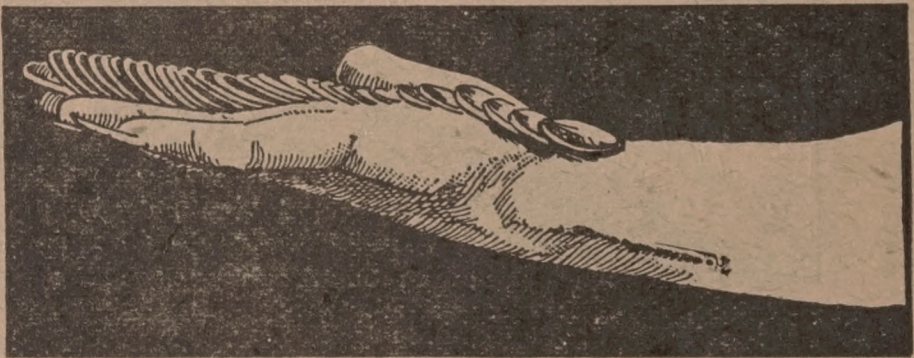


FIG. 32.

tracting the palm the whole row of coins turns completely over in pretty fashion. Fig. 31 shows the coins in the act of

turning. Fig. 32 shows them turned completely over. Now by a delicate jerk with the tips of the two middle fingers the coins are made to assume their original position. The author is able to turn the coins over quite slowly and also do the reverse movement in the same manner. This makes the trick more effective, but it is exceedingly difficult of accomplish-




FIG. 33.

ment, though, of course, it can be done with sufficient practise. The author fears that at first sight some of the sleights mentioned in this book may appear impossible of successful execution, and he therefore begs to say that he has described nothing but what he has accomplished himself, each of the experiments herein contained being quite practical.

THREE DISTINCT METHODS OF PALMING COINS AT THE SAME TIME.

Fig. 33 represents an illustration of the author's hand palming coins in three different styles—ordinary, thumb and finger-palm. It is, of course, on rare occasions found necessary to make use of the three at one time, but it is useful to use two of them when, for instance, the performer desires to change, secretly, some borrowed coins for substitutes. The latter are, first of all, ordinary or finger-palmed, and the borrowed ones received and thumb-palmed, the duplicates, which the audience imagine to be the borrowed ones, being simultaneously placed in full view. By means of a judicious combination of the above palms a number of excellent tricks will readily suggest themselves to the performer.

TO PALM AND MAKE THE PASS WITH FORTY COINS.

The above trick of the author's is, in all seriousness, described in a certain "Serio-Comic" Coin-Trick book as being "simple enough" if you do this and do that, etc. No greater mistake was ever made, dear reader, and to conclusively prove this to you, the writer may tell you that innumerable imitators, for the purpose of performing this feat, have a wire, 2 to 2½ inches in length, soldered in a perpendicular position to the middle of a half-dollar. This lies with the thirty to forty half-dollars on the table. These latter coins have in each case a small hole drilled through the centre, and in gathering them up they are each threaded on the wire attached to the trick coin. It is then, of course, an exceedingly easy matter to palm them, as none of the coins can slip owing to the wire.

Now to describe the correct method as employed by the author. The pile of thirty to forty coins is taken between the

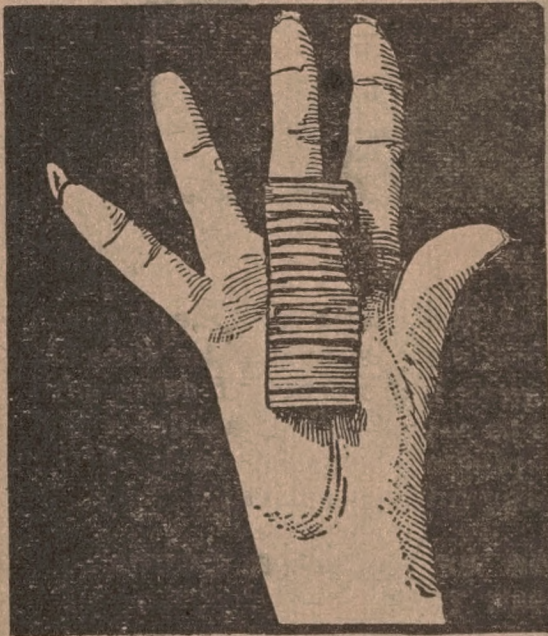


FIG. 34.

fingers in exactly the same manner as described in "The Elusive Pass." The right hand now makes a motion of passing the coins into the left, but in reality the two fingers holding the coins bend 'round and palm them in the right hand, in the position shown in Fig. 34, the left hand closing at the same time and the right hand keeping in an upright position pointing at the left. The left hand is now shown empty. The right hand can be brought down to hang in a natural position by slightly bending the third finger 'round on to the top of the coins, which

keeps them from falling, and the same can be produced in any manner the performer desires.

The author's favorite method is to produce them in a shower from under the vest. This is accomplished in the following manner: As the right hand (containing the coins) lifts up the edge of the vest with the first finger and thumb, the third finger, which it will be remembered is supporting the coins, pushes them under the vest. The stomach is now expanded and the hand can almost be withdrawn, and by gradually drawing in the abdomen the coins escape, a few at a time, and

fall into the right hand which is waiting to receive them. In connection with the above, the following line taken from *Die Zauberwelt*, of 1st June of last year, illustrates what can be attained by practice:

“Mr. Downs has reached the highest degree of perfection that could possibly be attained, or ever will be attained, in this special branch of palming coins.”

CHAPTER II.

**A SERIES OF ABSOLUTELY NEW AND ORIGINAL COIN
VANISHES AND PASSES.**

The following methods, which are numbered, are for causing the disappearance of one coin only:

No. 1.

Encircle the thumb with a human hair loop that will reach to the centre of the back of the hand, and place a pellet of wax on the knot. Place the wax under the thumb nail. Borrow a coin and press the wax against one side. Pretend to rub it with the other hand, which drops it behind the right hand, and show empty hands. Place the hands together and bring it back to the palm. Remove the wax, which you conceal under the nail again. This feat can be executed by employing the reverse palm where the coin is palmed in the fork of the thumb, the coin being dropped behind the hand instead of being palmed. The coin can then be replaced in the palm by swinging it over the hand or by using both hands. The loop can be discarded or kept on the hand.

By employing both sides of the wax two coins can be made to vanish, one after the other, or both at one time.

No. 2.

A spectator places a handkerchief on the table and a coin in the centre. The performer now folds the four corners over it, and, unfolding, the coin has vanished and the hands are shown empty.

This is an improvement on the old-fashioned method, which the author will not underrate the intelligence of his reader by describing. A wax pellet is removed from a vest button and held between the tips of the two first fingers, and transferred to a corner of the handkerchief, which is then folded. On unfolding the handkerchief the coin comes naturally into the performer's hand. The handkerchief is nipped between the first and second fingers while the coin is taken between the thumb and the third finger tips and, under cover of the handkerchief, it is spun up the sleeve.

No. 3.

A borrowed half-dollar vanished from the hands, and yet both sides of the hands are shown absolutely empty.

Face audience, extend right hand towards the left and pretend to pass the coin to the left, but really palm it in the right hand, which then moves backward across the bosom and shoots the coin into the vest, the hand hiding the movement.

No. 4.

In this method of causing the disappearance of a borrowed coin, a half-dollar is laid on the table in full view of every one, yet at the word of command it instantly vanishes.

To bring about the above, it is necessary to be provided with a small piece of tin, painted black, (as per Fig. 35) with a double edge. On one side of same place a dab of wax. Now palm the tin, and when taking the coin press the same on wax and place it on the table. The tin being black (the same color as table-cloth), it is not noticed. Attached to the tin is a piece of elastic running up the sleeve and, of course, at the right moment the performer releases the elastic, whereupon the coin is instantly drawn invisibly up the sleeve.

No. 5.

Pretend to pass a half-dollar into the left hand, which close, really palming it between first and second fingers of right hand, elevate left hand and bring the right to the elbow, push up the sleeve a little further, at the same time inserting the coin between it and the arm. Rub closed hand gently, open and show it empty. Now push the sleeve again and replace the coin on the inside of the hand, between the first and second fingers, and move the hand rapidly over the left, dropping it into that hand which you close. Make several passes over the hand, which then open and show coin.

No. 6.

Receive a coin in the right hand, which close, so that the coin lies on the bottom joints of the first two fingers, and gently press the base of the thumb against it; extend the arm to



FIG. 35.

the right and insert the two last fingers of the left hand into pants pocket, and arrange the other fingers so as to form a "scoop," the thumb pressing against the side of the hand. Move the right arm around in three perpendicular circles, and during the second time let the coin fly edge-wise from the right hand into the left, which allows it to drop into the pocket. The coin must pass rapidly from the right hand to the left, and always edgewise, as it then exposes less surface to the action of the air, consequently its flight is more rapid. Turning the body in the direction of the arm will facilitate the move.

No. 7.

Balance a half-dollar on the middle finger of the left hand and apparently strike it with the right palm (which in reality palms it) into the left hand, at the same time closing it. This is most deceptive and quite easy of performance.

No. 8.

Performer, without the aid of any appliance, substitution, palm, pass, body, chair or table work, causes a borrowed coin to vanish from and return to the hands, the sleeves being rolled up the whole time. This is a new and unique method of vanishing a borrowed coin.

Slightly moisten the back of the left hand, receive the borrowed coin in the right hand and pass it on the back of the left with the finger, where it will adhere. Open the fingers so as to show nothing is concealed between them, then place the hands together and remove the coin to palm and rub the back of left with the finger tips to remove slight indentation. Use a smooth coin for this feat, as all the sharp edges will be removed from it and thus avoid making a deep impression, which cannot be quickly removed.

No. 9.

Performer holds between his fingers a coin which instantly vanishes, both sides of the hands being shown empty. No pass, rubbers, wire, hair or appliances of any description are used.

Take the coin between the thumb and two middle fingers and slap it on the left hand, which you close. Take up the coin and repeat. Now, as you pick it up again, throw it up the right sleeve and slap the left hand again, closing it. Show the right hand empty and push up the left sleeve. Apparently transfer the coin to the right hand and push up the right sleeve. Rub the hands together, whereupon the coin apparently vanishes.

No. 10.

The following is an extremely deceptive method of vanishing a borrowed coin :

Hold the coin in the hand ready for the reverse palm; when this is accomplished, as you shoot the arm upward, the coin travels along the back of the hand up, or rather "down" the sleeve and both sides of the hands can be shown empty.

No. II.

A half-dollar is shown, also both sides of the hands, to prove that no other coin is used. A borrowed handkerchief is thrown over the coin and held by a spectator. The handkerchief is held over a tumbler containing water, into which the coin is dropped by the spectator. Upon removing the handkerchief the coin has mysteriously vanished.

The coin used in this experiment, dear reader, is a "counterfeit" one, in fact, a glass disc on one side of which is a tinfoil impression of a half-dollar. This is worked off the disc under cover of the handkerchief and palmed, the disc, of course, being absolutely invisible in the water.

The following sleights are adapted for use with six or more coins, the first of which we will call:

A NOVEL ADAPTATION OF THE "RATTLE-BOX" IDEA.

Eight coins are taken in the left hand and the same is shaken to prove they are there, in fact, the coins are heard rattling till the last minute. Upon opening the hand, however, the coins have completely vanished and are produced from the air.

To prepare for this trick eight coins are placed in a piece of tubing, closed at both ends and perforated on the top and around the sides. This is then attached to a strap (see Fig. 36) and fastened around the wrist under the sleeve. Eight coins are borrowed and apparently passed to the left hand which is closed (the coins being palmed in the right hand). If the left hand is now shaken the coins in the tube will, of course, rattle, and give the audience the impression they are still in that hand. The hand is now opened, shown empty, and the coins are produced from the air, as in the "Miser's Dream."

A RAPID PASS WITH SIX COINS.

Hold six half-dollars by their edges between the two middle fingers and thumb tips. Move the hand towards the left at the same time, allowing the

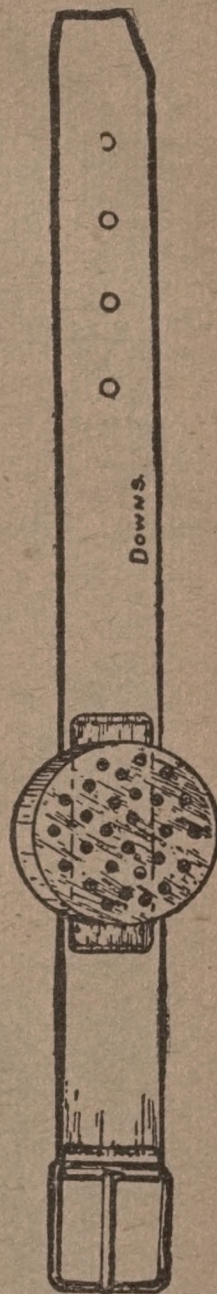


FIG. 36.

coins to jump from the fingers to the palm, where you grip them.

The above may sound difficult and is, in fact, difficult when first attempting it, but with practice it is quite easy, and if properly executed it produces a brilliant effect.

DISAPPEARING PILE OF COINS.

A number of coins are shown lying on a plate, piled up, taken in the left hand where they are seen, and the hand is closed over them. A handkerchief is thrown over the hand, and when removed, the coins have disappeared.

Show a quantity of loose coins on a plate. Pile them up, and while so doing, palm a dummy "stack" in the left hand. Pretend to pass loose coins to the left hand, palming and dropping them in *profonde*, or in a box of bran, so that they will sink slowly and without noise. Borrow a handkerchief, show the dummy, grasp the handkerchief by the centre of one side and then spread it out over the left hand, and while so doing throw the dummy into the right, the handkerchief hiding its flight. Pick up the wand, in the act of which drop the dummy on the servante, touch the handkerchief with it, place it under your arm, and draw off the handkerchief and show it, and the hands, empty; or omit the wand business and vest dummy while advancing close to audience.

CHAPTER III.

MISCELLANEOUS COIN TRICKS, ILLUSIONS AND COMBINATIONS.

THE EQUILIBRIUM OF SILVER.

The following trick was invented by the author as an improvement on an older trick of his in which the borrowed coins were balanced each on its milled edge on the top of a wand, which was subsequently published in one of the many books on Conjuring. The improvements on the old style will be very apparent, as in this trick the wand is entirely dispensed with, the coins being borrowed and one at a time balanced on the *extreme tip of the first finger* and then, to crown the marvel, all three are balanced *one on the top of the other on the finger tip*. Fig. 37 gives the secret of the trick: A A are two minute flesh-colored rubber bands encircling the finger and supporting a very fine flesh-colored tube, through which the needle D runs, the latter being pushed up and down by the thumb. The borrowed coins are, of course, exchanged for duplicates, each of which has a hole drilled completely through from one milled edge to the other. It is therefore obvious that when a coin is placed in a perpendicular position on the finger tips and the needle pushed up into the drilled hole, it will adhere to the finger with ease. To balance the others the needle is pushed up far enough each time to enter the next coin. It is as well when endeavoring to balance the first coin to let it fall once or twice, thereby giving the impression that it is a feat of genuine dexterity.



FIG. 37.

TO PASS TWENTY COINS FROM ONE HAND TO THE OTHER.

In this trick the performer borrows, say, 20 half-dollars, and holds them spread out in a fan in the left hand (palm towards audience). The right hand is now shown empty, back and front, with nothing between the fingers, and is held out straight from the body. Coins now vanish from the tips of the fingers of the left, immediately reappearing in a fan be-



FIG. 38.

between the thumb and first finger of the right hand. The same movement can be repeated as often as desired, the beauty of the whole experiment being that the palms are continually facing the audience. The above (apparently) sensational feat is accomplished by having made *in duplicate* a stack of 20 exceedingly thin imitation coins, with a rivet running through the lot as near the edge as possible (see Fig. 38). which is soldered on to the top and bottom coin. This admits of the pile being spread out fan-wise, thereby preventing the audience from thinking you are using a dummy. This imitation "stack," being so thin and fixed together, enables the artist to make the ordinary back and reverse palm with the same. Thus he palms in the right hand one of the dummies. Borrowed coins are now taken in the right hand, apparently placed fan-wise in the left hand, but in reality he places the previously palmed dummy there, and while calling attention to his left hand the performer pockets the coins, palms the delicate dummy, then back-palming it to show both sides of the hand empty. The rest will be obvious to the reader. The borrowed coins can be reproduced in the next trick, but hundreds of methods of reproducing coins will occur to any one giving the matter a little attention.

QUADRUPLE COIN.

A borrowed coin is placed on an ordinary plate and immedi-

ately is increased to four. Three coins are secretly attached to the bottom of a plate with soap. The borrowed coin is received on the plate. The hands are shown empty and the plate shifted from one hand to the other, during which a coin is removed and palmed between the fingers. The coin on the plate is now rubbed around the same and the palmed one is placed alongside it and both shown. Repeat until the coin has increased to four.

GOLD versus SILVER.

Two silk handkerchiefs are passed for examination, and six knots tied by spectators in each of them. The handkerchiefs are now hung from a ribbon passing between two chairs (see



FIG. 39.

Fig. 39). Six rings and six silver coins are borrowed and placed in a pistol. The audience is now asked which they prefer, gold or silver. On receiving a reply, the performer asks which handkerchief they desire metal to appear in. The performer now shoots at one handkerchief and then at the other, and requests a spectator to remove the handkerchiefs from the ribbon and open the knots, whereupon in each of the knots is found a ring or coin, according to which handkerchief the knot belongs to.

Two handkerchiefs are passed for examination, also two small bags, one labeled "Gold" and the other "Silver." In the "Silver"-labeled bag coins are placed, in the other rings, and the strings drawn tight to close the bags. These are placed on a plate (the last person to place the coin or ring in closing the bags) held by an assistant who, on returning to the stage, substitutes two bags containing duplicate articles. He

now retires and knots two duplicate handkerchiefs, which he vests, after placing rings in the knots of one and coins in the knots of the other. The professor, in the meantime, has the original handkerchiefs knotted. These he hands to the assistant, who pockets them, and hangs the others up instead in previously arranged places. The professor now places the bags in the pistol and asks which metal the audience prefer. Then he asks in which handkerchief they desire the articles to appear. On receiving a reply he shoots a pistol at the indicated article, and then, as he does not wish his pistol—a revolver—to be encumbered with the other articles, he shoots at the other handkerchief and unties the knots, letting the articles drop on the plates and then returns them to their owners. The audience has free choice of metals, but the handkerchiefs are forced in the usual way.

N. B.—Place articles in handkerchief one at a time, and knot it so that the article is inside of the handkerchief instead of being inserted in the knot only.

THE TRANSMUTATION OF METALS.

A pile of gold and a pile of silver coins are each wrapped in a piece of paper and placed on separate plates, each then being covered with handkerchiefs. The handkerchiefs are touched with a wand and removed. On opening the parcels the silver has changed to gold and the gold to silver. Two paper tubes are now made and placed over each pile, upon removal of which the coins are found to have changed back to their original positions.

Over the silver pile place a bottomless gold dummy, and over the gold pile place a bottomless silver dummy. Take two small pieces of paper and paste the edges together, enclosing between the paper a piece of tinfoil. Wrap the gold pile in this paper and place it on the table. Wrap up the other pile in a plain sheet. Move the hand quickly over the first pile, which you pick up, and drop the other in its place. Look confused, etc., pretending not to know which is which, then tear the paper to expose the tinfoil. Cover the plates with handkerchiefs after placing piles on them, touch with wand, remove the handkerchiefs and papers, and reveal the coins (dummies). After exposing the tinfoil, keep that side of the parcel to the rear, so that when the handkerchiefs are removed same will not be observed. Throw unprepared paper where audience can get it, so that they will think the second paper unprepared also. Now take two other pieces of paper and form them into tubes, and double in the tops several times so that they will retain their shape (pinning them would not be a bad idea), and cover each pile with them. Touch the piles with the wand and remove the tubes with dummies, re

vealing coins in their original position, drop the "fake" on the servante, and hand the tubes for examination. The author considers the above an extremely neat and effective trick, and no doubt the reader will add the same to his *repertoire*.

VANISHING COINS FROM GOBLET.

Three or four coins are borrowed and dropped into a goblet, which is then covered with a borrowed handkerchief. On removing the handkerchief the coins have disappeared.

Bore a 1/4-inch hole three-quarters of the way through a coin and solder a wire across the top of it. Bore 1/8-inch hole through the centres of two coins and a smaller hole through a fourth coin. Tie a thread to cross-bar and thread 1/8-inch hole coins on, and then the smaller hole one (see Fig. 40), and place a wax pellet on the loose end. Drop the coins in the glass (see Fig. 41) and attach wax outside, and cover with handkerchief. Grasp thread through handkerchief, shake glass, and then remove them in handkerchief and drop on servante.

MULTIPLYING COIN.

(SLEIGHT-OF-HAND METHOD).

Performer borrows a half-dollar, which by rubbing slightly he causes to increase to two, three, four and then five half-dollars, which can be examined. On being returned he again rubs them, when all the coins excepting the borrowed one vanish one at a time. Sleeves are rolled up and hands shown empty before and after the trick.

Four coins are secretly palmed on the back of the hand, as illustrated in Fig. 42. The borrowed coin is received in the right hand, the hands are then brought together and the coins A B C D are brought to inside of hands, one at a time. They are then passed for examination, and, when returned, D is palmed and then C B A slipped underneath each other part way. Bor



FIG. 40.

rowed coin is now returned to owner and the four coins pocketed.

NEW COIN PRODUCTION FROM BARE HANDS.

Performer turns up his sleeves and shows both hands perfectly empty, back and front, fingers wide apart (no coin holders, spiders, or false palms used). He then brings his hands together for a moment, without approaching his body, and immediately produces six half-dollars.

In explaining the *modus operandi* of this experiment the author has much pleasure in acquainting his readers with an entirely original and novel method of producing the coins. Recourse is made to the old shell finger used for handkerchief productions, etc. This is loaded with the well-known "folding" coins (see Fig. 43), and placed in position on the right hand between the second and third fingers.

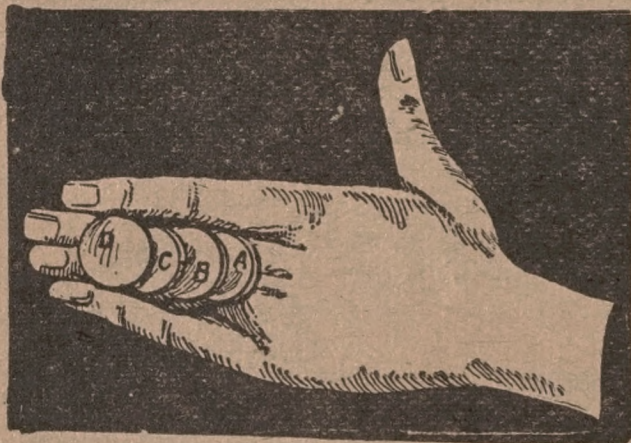


FIG. 42.

The hands can now, apparently, be shown quite empty, the addition of a fifth finger not being noticed if the hands are kept in motion. The hands are now brought together, the coins extracted and produced, the shell slipped

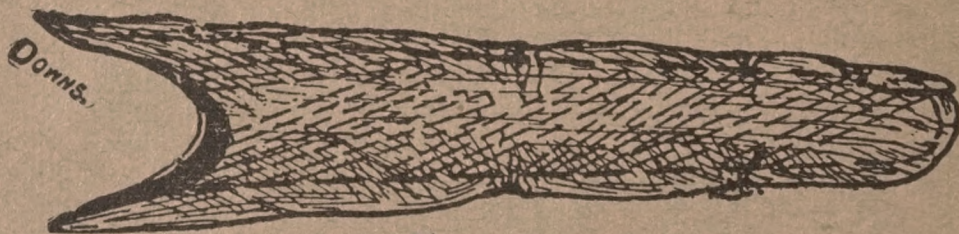


FIG. 43.

back between the fingers again, or palmed, and both hands are once more shown empty.

The author has tried the above "fake" and found it practical in every way.




FIG. 41.

THE MONEY-PRODUCING CIGARETTE.

While performing the Aerial Treasury the performer fancies a cigarette, so proceeds to take an amber tube out of case, insert a borrowed cigarette (if any one will trust him with one)



FIG. 44.

in it, lights it casually and goes on catching money in the air. Suddenly a half-dollar appears at the red-hot end of the cigarette (see Fig. 44), at which the performer appears to be somewhat startled, but he quietly blows the coin into the hat and goes on smoking as calmly as before, the beauty of the feat being that his hands do not come near the cigarette or holder during the whole time. This effect can be repeated as often as desired.

The above experiment, as doubtless many of my readers have conjectured, is a novel adaptation of the old half-dollar wand. The cigarette holder, although apparently an innocent piece of amber, is in reality a very neatly made money wand, with a hole large enough to take a cigarette, but the side turned away from the audience is capable of sliding like a telescope as far as the end of the cigarette (see Figs. 45 and 46), and it is when in this position that the tongue moves a little stud in the mouth and forces the coin to appear and ex-

pand, apparently, from the lighted end of the cigarette. By a reverse motion of the tongue the coin can be made to vanish.

The above is quite a novel idea and the author trusts his readers who are on the lookout for something new—and what “real” lover of magic is not?—will appreciate it.

THE COIN OF PHOENIX.

A borrowed coin, the date of which is noted, disappears and reappears between the hands. It is then caused to adhere to the finger tip or to the wand, then it is rubbed between the hands, when it changes to a piece of paper upon which is found in writing the date of the borrowed coin. Paper is burned, whereupon the coin instantly reappears from the ashes and is returned to the owner. The borrowed coin is changed for a substitute and the latter handed to a spectator to examine the date, and the borrowed one pocketed. The duplicate coin is now changed for one with the edge cut so as to leave a hook as per Fig. 47, which enables the performer to attach it to various places. While the coin is attached to the wand, reverse-palm a small piece of paper containing the date of the coin. Bring the paper to the palm and reverse-palm coin. Show date on paper, which burn, and bring coin to palm of hand, substitute this for second coin and hand to the spectator that noted the date.




FIG. 45.

Performer has a card selected from the pack, which he holds between the fingers of the right hand, when suddenly a real half-dollar appears on the extreme edge of the same and then vanishes. This can




FIG. 46.

be repeated *ad lib*, and would form a pretty addition to the “Miser’s Dream.”

Fig. 48 will explain the secret of this effect, which is really an adaptation of the old money wand. On one card is glued firmly a brass slide B (see Fig. 49), the end of which opens to allow the coin to pass out but shuts as soon as same is withdrawn (by means of springs). Another card is now glued on the top of the other one on all sides excepting at the corner where the slide opens, so that the coin can appear and disappear at will.

The card selected, which should be forced, is, of course,



FIG. 47.



FIG. 48.

“changed” for the trick one, which after the trick is “re-changed” for the selected one to pass for examination.

THE MARVELOUS TRANSIT OF COINS.

Two glasses are passed on a tray for examination. The audience are requested to place a few coins in one of the glasses. Two hats and two handkerchiefs are now borrowed. A handkerchief is thrown over each glass, which is placed on top of a hat. The performer now invisibly abstracts coins from the one glass and passes them into the empty one where they are found.

An empty glass is loaded into one of the hats. A glass containing coins is now placed in the same hat, but no, the professor alters his mind, takes it out again, and places it in the other hat. In reality he has left the glass with the coins in the first hat, and brought out the empty glass which is now in the second hat. The original empty glass is now placed in the same hat as contains the glass with coins. The latter is now picked up and removed, the empty glass being nipped with the fingers and the hat turned upside down with glass on its side. The coin glass is now placed on the top of the hat, and the other hat turned upside down and the glass placed on the top. Coins are invisibly extracted from the empty glass and shown—any palm desired can be used—coins vanish from the hand and pass into the other glass. The handkerchiefs are removed from the glasses when the change is seen. Hat with empty glass under is taken to a chair, the glass dropped on servante while picking up a silk handkerchief from the top of it. One hat is now brushed and placed on the table, while the other one is

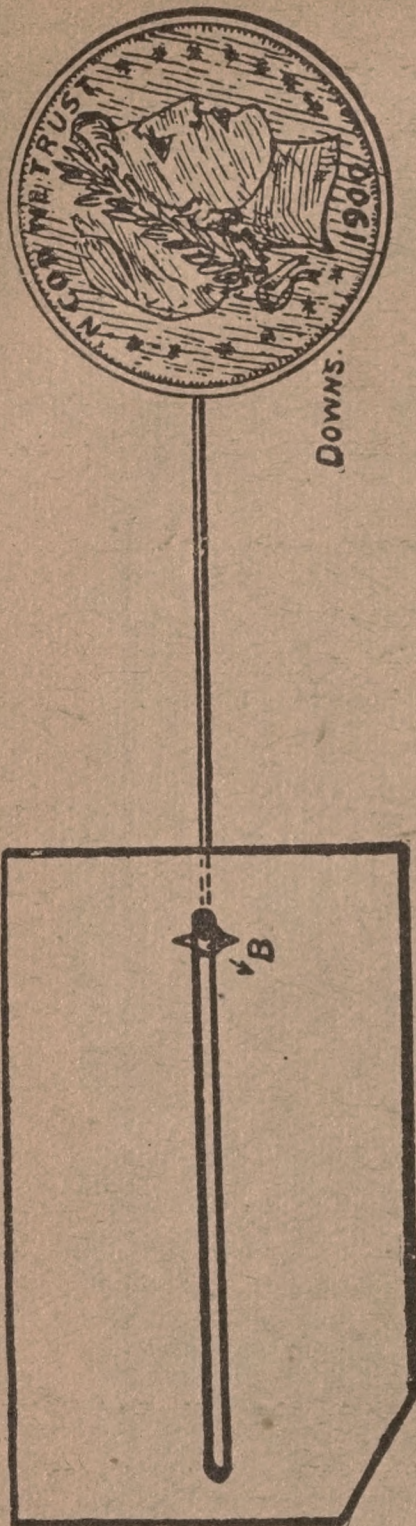


FIG. 49.

brushed. A silk handkerchief is dropped on the table and the hats and borrowed handkerchiefs returned to the owners.

NOVEL APPEARING COIN.

Performer shows his hands empty and even allows them to be examined, yet upon rubbing them together a coin appears between them. This consists of a folding coin inserted in the end of the wand, which is hollow, and covered with a piece of black tissue paper. After showing the hands empty, the wand is apparently pushed further under the arm, in reality, however, the tube on the end of it is pushed so as to eject the coin which is palmed, the hands then being brought together and the coin produced.

THE NEW CRYSTAL TARGET.

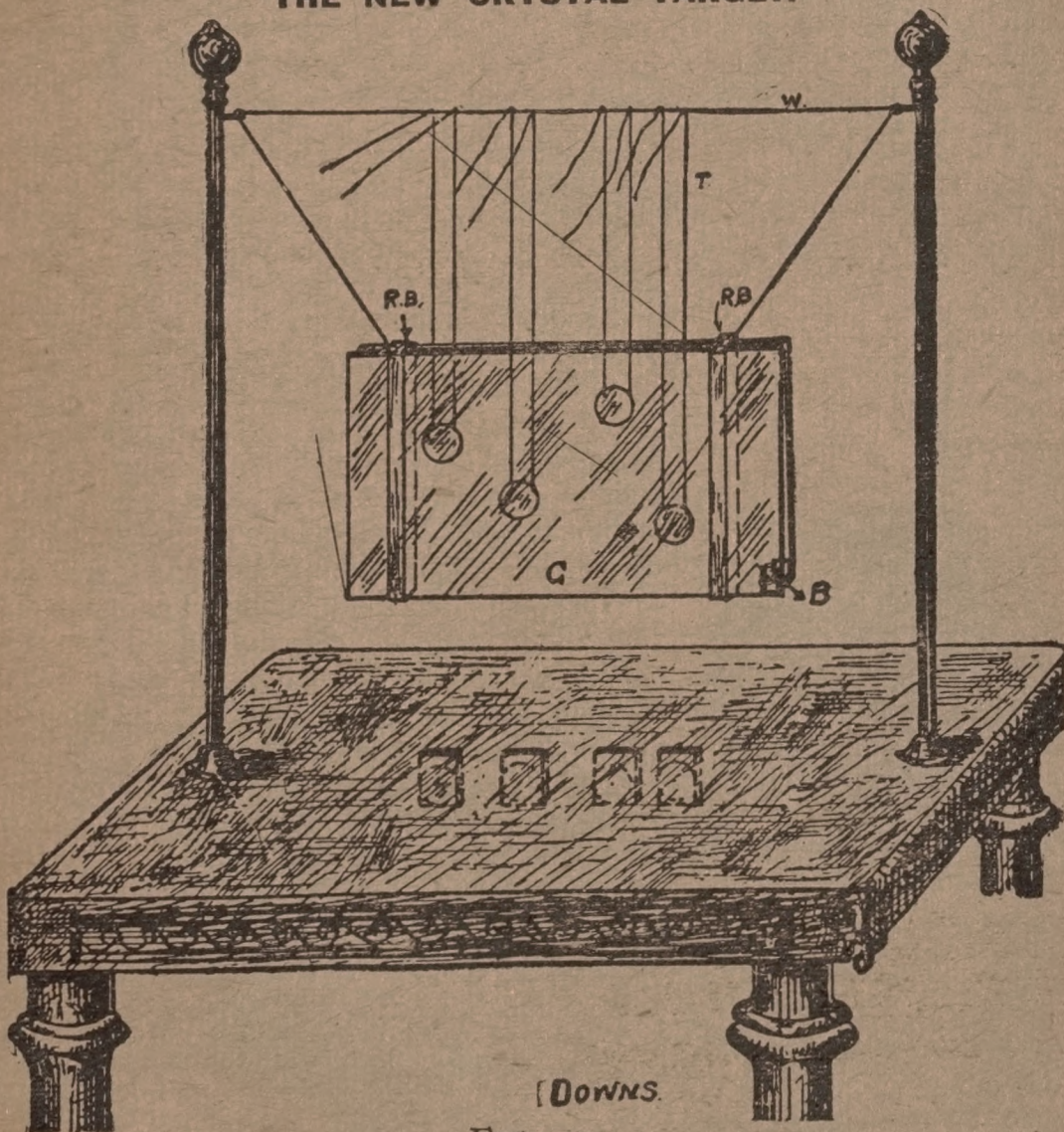


FIG. 50.

In the following explanation of the above trick the author

begs to bring before his readers what he considers to be a decided improvement on the old glass frame, and which is well worth the attention of the most fastidious performer.

Professor now passes two panes of glass 6 inches by 12 inches, for examination, also two rubber bands. He places the two glasses together and puts the rubber bands around them, so that they are pressed tightly together, and hangs them from a cord attached to two rods which have been previously inserted in the table top. He now borrows three or four coins, which he loads in a pistol and shoots at the glass, when instantly the




FIG. 51.

coins appear between the two pieces of glass (see Fig. 50). The glass is removed from the cord and given to a spectator, who opens the same and removes the coins, which are returned to the owners. The glass, etc., can again be examined.

Two 6-inch by 12-inch glasses (G). Two rubber bands and a piece of brass (see Fig. 51) that will keep glasses apart $\frac{1}{2}$ inch, japanned black. Brass is placed between glasses at B so as to keep the bottom open. Make this as small as possible. Pre-



FIG. 52.

pare coins as per Fig. 52, and place in slots cut in table top. The cord passes in under the bands from the top of one rod to the other. Double threads to keep the coins from turning are attached by wax pellets to the coins, and then passed upwards in front and over invisible wire—or to ceiling—to assistant. After the glass has been examined in the first place, one pane is placed in front of the threads and the other behind, both are now laid down and the rubber bands put on, and whilst doing this the brass piece is put in place. The pistol is, of course, of the familiar conjuring pattern, and at the moment of firing the assistant pulls threads causing the coins suddenly to appear between the glasses. Performer now removes glasses, the suspending cord being unhooked for the purpose, secretly getting rid of the piece of brass and brings the glasses forward, in the act of doing which the threads are drawn out, leaving the coins attached between the glasses with wax.

The above is an excellent stage illusion. The author has introduced it on several occasions, to the entire satisfaction of his audiences.

THE FLYING COINS.

Six half-dollars are deposited in a small box by the spectators and the box placed in full view on the table. Performer shows his hands empty and applies, one at a time, two circular paper discs to the flame of a candle when, as quick as a flash, they are transformed into two half-dollars, which drop from the flame. A piece of paper is shown empty, also both hands. Paper is rolled into a cone and placed in claret glass. One of the coins now vanishes. Picking up the other it multiplies into two, one of which disappears. The coin again multiplies into two, the process being repeated until the one coin has multiplied five times and the six coins which have in this manner been invisibly extracted from the box vanished. On the cone being opened the coins are found therein. Same are replaced in cone, which is crushed and dropped into the glass held by a spectator. Performer now causes the coins to vanish from paper and to appear into a previously examined envelope. On the envelope being opened five smaller ones are found therein, and within the smallest are found the six coins.

The box containing the coins is substituted for a duplicate empty one. The best way to do this is to hold both in one hand, the empty one being underneath, the hand is now shaken and the coins heard to rattle in the uppermost box, which is immediately (apparently) placed on the table, though in reality you leave the empty one on the table. Now reverse palm two coins in the right hand. Pick up the paper discs with the left hand and transfer one of them to the right, which applies it to the candle, and lets a coin drop. Repeat with the other disc. Multiply and vanish by reverse-palming at the back of the hand, by rubbing between the two hands, when the coin to be got rid of is palmed at the back of the hand on which they lay or by double-palming, etc.

To place six duplicate coins in the cone, draw them from clip (see "New Money-Producing Candle") under the table-top as you pick up the paper. Form it into a cone and leave the coins inside. For vanishing the coins from the cone an empty cone is crushed and palmed. Cone with coins in is taken in the same hand, crushed, and an empty one substituted and dropped into the glass.

The nest of envelopes has a tube into the smallest one, through which the coins are dropped *a la* "Ball of Worsted" —while the empty envelope is being examined. The original coins, of course, can easily be extracted from the duplicate box in your *profonde* or on *servante* preparatory to dropping into tube.

The above illusion, if worked up well, with attention to

all details, makes a very striking drawing-room feat. The author has performed the trick with great success.

THE "DOWNS" GOBLET OF MYSTERY.

An empty tumbler is covered with a handkerchief and placed on the table, a pile of coins disappears and is found in the tumbler when the handkerchief is removed.

Fill a small sized tumbler three parts full of half-dollars and crush a piece of newspaper in the glass on top of them. Palm

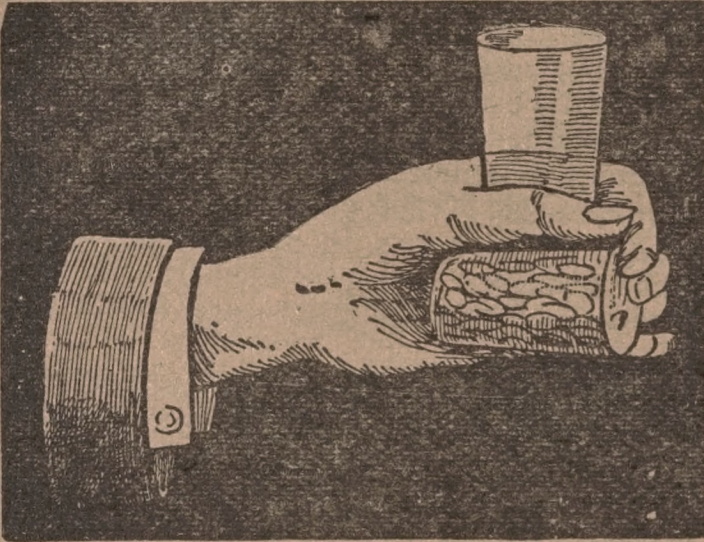


FIG. 53.

hide the exchange. Take hold of the coin tumbler through the handkerchief and place it on the table, meanwhile pocketing the empty glass. Show the pile of coins and vanish by palming. Take hold of the centre of the handkerchief and paper, and remove both from the glass. Drop the paper on to the servante, or else introduce the hand under the handkerchief and palm it.

THE MYSTERIOUS CLARET GLASS.

The author here presents to his readers an entirely new, original and novel "Money-Catching" trick, the beauty of the feat being in the simplicity of the apparatus used. An ordinary large size claret glass, which can be freely examined, is taken in the right hand (which has previously been shown empty) and held as in Fig. 54.




FIG. 54.

the glass in the left hand and take an empty tumbler between the thumb and first finger (see Fig. 53). Throw a handkerchief over the empty tumbler, and, while arranging it seize the coin glass and turn it upright. Drop the hands and palm the empty tumbler, and seize the other with thumb and first finger, dropping the hands to

The performer now walks 'round the room or stage, and commences to catch half-dollars in the glass without the left hand approaching same. The coins are not only heard but seen to fall into the glass. The coins and glass can afterwards be handed for examination.




FIG. 55.

Grip the stem of the glass with the middle finger and palm a stack of coins on

the last joint of third finger, the middle knuckle of which rests on the top of the foot of the colored glass (see Fig. 55). Push one of the coins on the middle joint of the first finger and tip it up so that it falls on the thumb nail, which throws it upwards above the glass into which it is caught. Repeat until all the coins have been similarly dealt with. The right hand can, first of all, be shown empty by means of the new "Change-over Palm," described on page 20.

The author recommends the above experiment as being (provided it is practised well) a very good illusion, which can be performed in a small room without any one ever dreaming where the coins




FIG. 56.





FIG. 57.

come from.

MAGNETIZED COINS.

Performer lays a number of coins on his arm so that they overlap each other. He now makes a few magnetic passes over them, when instantly they become firmly attached to each other and may be lifted as if made of a solid metal bar. A few more passes and the coins become as movable

as before. This trick can be used in connection with any coin feat where a quantity of coins are used, and will be found extremely useful in various ways. Figs. Nos. 56 and 57 will explain the secret. A "T"-shaped flange soldered on the tops of the coins just slides into a similar shaped groove in the bottom of the coins.

THE DEMON GOBLET.

Performer shows a crystal goblet empty and has it examined, yet a number of coins appear in it, one at a time.

Palm a number of coins in the right hand, pressing them against the wand which you hold in the same hand. Close the two middle fingers against the pile (see Fig. 58). Take the goblet in the left hand by the stem. Raise the end of the wand upright, at the same time pushing a coin with the thumb against the first finger. Make a downward stroke with the wand, at the same time allowing the coin to escape from the fingers into the glass, its flight being hidden by the movement of the wand. Repeat until all the palmed

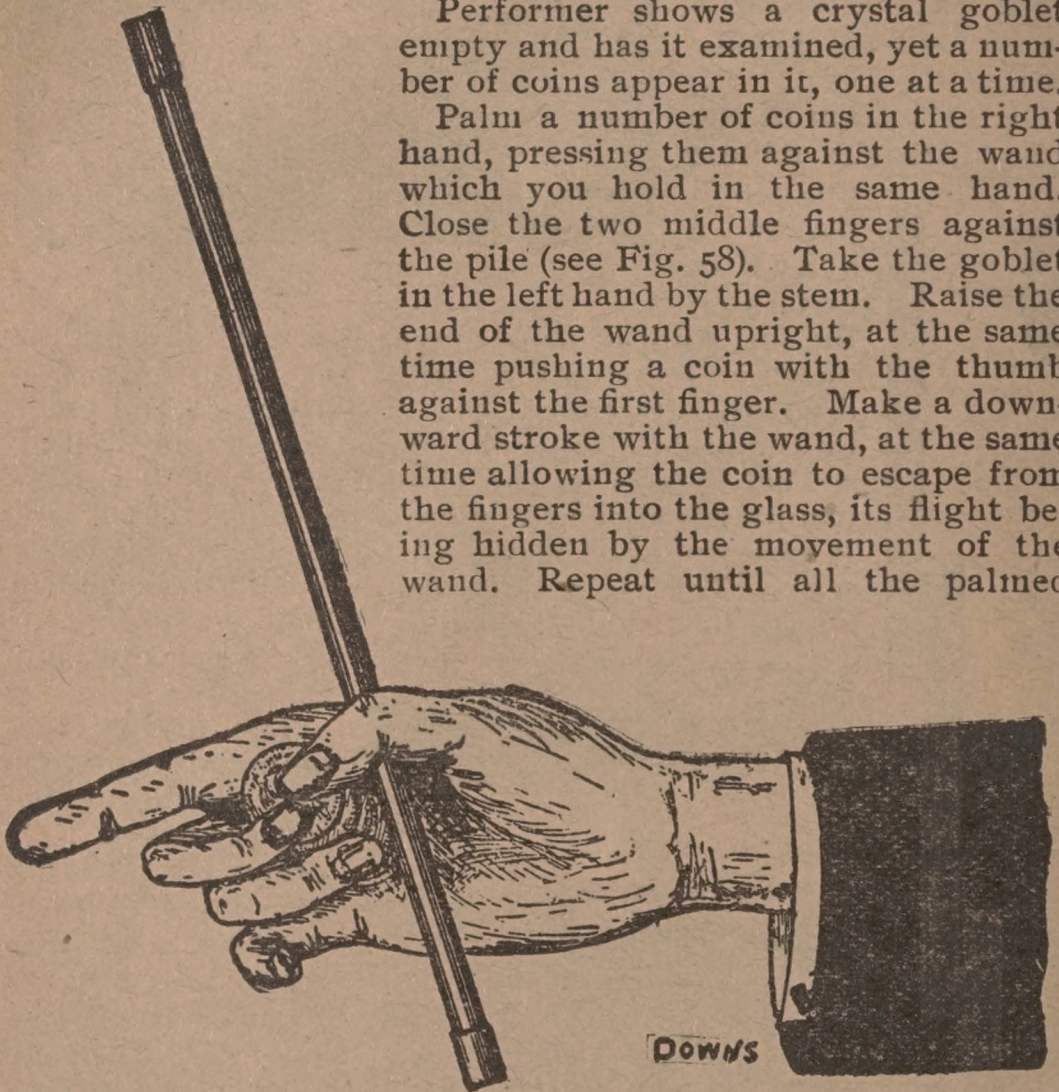


FIG. 58.

coins are in the goblet.

THE SILVER QUESTION.

Performer, after showing both hands empty, calls upon his banker to supply him with funds, when instantly a pile of 30 coins appears in his hand. Being for the moment like Oliver Twist, and asking for more, another pile appears, while upon

making a still further request a third stack comes into view. The performer requests his banker to transfer two of the piles to his pocket. On this being done he rubs the remaining pile between his fingers and the same gradually decreases in size until it becomes a silver powder, which upon being fanned vanishes.

Figs. 59 and 60 will give the explanation of the principal secret of this novel experiment. After the sleeves are turned up and the hands shown perfectly empty, the "load" is picked up from any convenient place with the thumb through the loop, so that it remains on the back of the hand. The hands are then brought together and the stack brought inside and the cross threads discarded. One, two and three shown after each other, then one and two put together, palmed and pocketed. Both ends of three shown and coin which keeps lower end of tube closed—wax on it—transferred to the opposite end and four shown while you discard three in *profonde*, or on *servante*, while picking




FIG. 59.

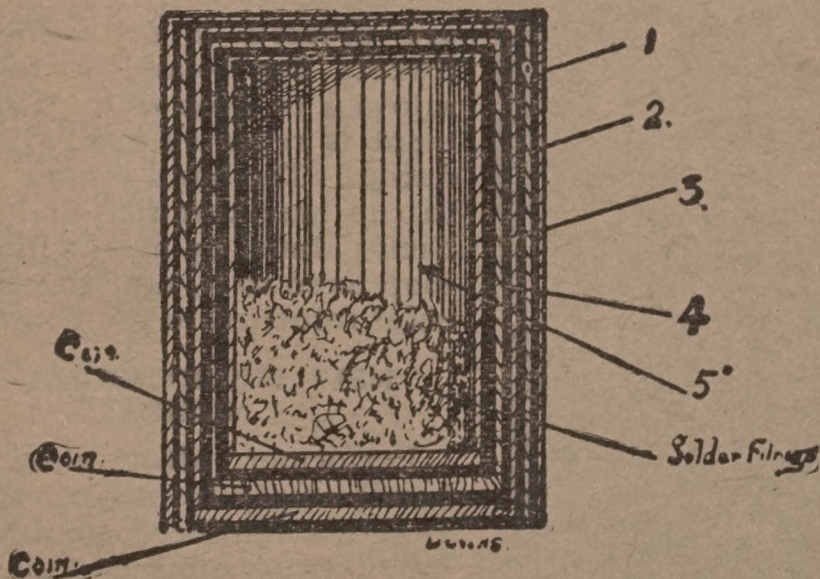


FIG. 60.

up the wand to touch pile with. Repeat with four. Now transfer coin on five to top, palm and leave filings in left hand,

pick up fan, getting rid of the "fake" at the same time, and fan left hand, letting the filings drop slowly on the floor.

Second Method.—Omit coins from three and four and palm the "fakes" from one to five inside of each other in right hand, and discard one after the other while picking up the fan.

Third Method.—In this way of doing the above trick you must be provided with two "fakes," one fitting over the other and the two then just fitting over a stack of real coins. Three stacks are then produced in the course of the trick, the two "dummies" vanished and the real coins can be used in another experiment.

HANDKERCHIEF AS MONEY PRODUCER.

Performer borrows a handkerchief, rolls up his sleeves, shows his hands empty both sides and strokes the handkerchief, and instantly a number of coins drop from it. This can be repeated several times.




FIG. 61.

Handkerchief is borrowed and then thrown over the back of a chair, and the sleeves rolled up. On picking up the handkerchief, a money tube, made of white material, with watch spring mouth, is picked up with it. On stroking the handkerchief, the ends of spring are pressed—*a la* "Shower of Sweets Bag"—and a few coins allowed to drop out. This movement is repeated until all are produced. The hand is now inserted in the handkerchief, and the tube back-palmed by means of a catgut loop fixed to it, and the handkerchief returned to the owner.

NEW MONEY-PRODUCING CANDLE.

Performer, after showing his hands empty from both sides, abstracts a number of coins from a previously examined candle, and again hands candle for inspection.

Candle is unlighted when passed for examination. Performer on its being returned, takes a match from

a partly opened box, as per Fig. 61, where it will be seen the end of the box is loaded with coins, and in the act of closing the box the coins are naturally forced out into his hand and palmed. These are then produced, apparently from the flame of the candle, and while this is being done he palms another




FIG. 62.

pile from the vest, which are also produced. He now moves the table nearer the audience, and at the same time removes a pile concealed in a clip underneath the table top (see Fig. 62) which he also produces and finally palms another pile from the vest which he likewise catches from the flame, again passing the candle for examination.

THE DEMATERIALIZATION OF THIRTY COINS.

The following experiment the author considers to be one of

the prettiest in the whole range of coin conjuring. The effect is as follows:

Twenty-five to thirty half-dollars are borrowed and marked by the spectators for identity. The coins are now placed in an examined glass tube (a blown cylinder open at one end) just large enough to receive them. The latter is now corked and sealed by one of the audience, and is then held by him under cover of a handkerchief. The spectator holding the cylinder suddenly becomes aware of the fact that the same is getting lighter and lighter, and upon removing the handkerchief the coins are found to have entirely evaporated from same, and may be produced from his pocket or elsewhere at the option of the performer. The tube and cork remain intact. No confederates, etc.

To bring about the above effect you must be provided with two blown glass tubes exactly alike in appearance. One of them, however, has a minute hole in the bottom, and is filled with quicksilver and corked up tightly. The cork also has a minute hole drilled through it lengthwise. When the borrowed coins have been placed in the examined tube the same is adroitly exchanged for the duplicate (the quicksilver through the glass giving exactly the same appearance as the coins), and it is this one that is sealed by the audience. Now, under cover of the handkerchief, the performer places over the bottom of the cylinder the mouth of a rubber tube, at the other end of which (in your *profonde*) is a bag made of the same material. Now upon slightly scratching the wax from over the hole in the cork, the air rushes in and forces the quicksilver gradually out of the tube, thereby making it lighter by degrees. The rubber tube is now secretly replaced in the pocket and the cylinder handed for inspection, during which the performer has ample time to get the coins out of the original glass tube (now in pocket) palm them and reproduce them where he pleases.

The above trick affords considerable scope for comedy, especially when the tube held by spectator becomes lighter, the effect appearing to him to be that the coins are really melting. It is not at all a difficult feat to accomplish, and if presented in a pleasing manner produces a beautiful effect.

COIN PASSING THROUGH A TABLE, ETC.

A coin is borrowed and the hands are shown perfectly empty otherwise. The coin now flies from one hand to the other, through a table, etc.

Palm a duplicate on the left hand two middle fingers, borrow one and pass it to the left, so that it comes in front of substitute, which you push with thumb so that both come together and look like one. Now take them between the first

finger and thumb so that they look like one coin and pass them from one hand to the other, exposing both palms empty. Finally, take the coin between the tips of the middle fingers and thumb. Then as you pass the "coin" to the left hand, push only the inner one into the left hand, sliding the thumb over the front coin, which palm on thumb. The left hand now contains the substitute, and the right one the borrowed coin. You can now pass the coin from hand to hand, etc. Finally, again combine both and show as one.

The above is a very useful sleight and the author recommends it as creating, after a little practice, a perfect illusion.

THE CRYSTAL COIN LADDER.

The trick now about to be described and known among magicians by the above title was, the author believes, invented by the celebrated prestidigitateur, Robert Heller. The author performed it for some time, but, owing to its exhibition by many imitators, he has discarded it and leaves it to the other 'Coin Kings' and 'Queens,' some of whom are now performing it. Being purely a mechanical trick, it




FIG. 63.

does not, of course, require much practice, but if presented in the manner herein described, it never fails to produce a good effect.

Fig. 63 shows the "Ladder," from which the reader will get a very good idea of what it is like. The "steps" in the ladder are glass slabs, the metal work all being of polished brass, with a nice gold fringe around the top, which gives it a beautiful stage appearance. The mode in which the author presented the trick was as follows:

Six half-dollars were borrowed, together with an ordinary silk hat. The hat was suspended at the bottom of the ladder, as in the engraving. The coins were now placed in the glass tumbler, which was covered with a handkerchief, and placed on the top of the ladder. The performer now remembers that he intended to place more than six coins in the glass, and so proceeds, as in the "Miser's Dream," to catch a few in the air, which vanish from his hands and are unmistakably heard to fall into the tumbler (still on top of the ladder and covered with handkerchief). The coins in the glass are now commanded to pass, *one at a time*, from the top to the bottom of the ladder, which they do, falling from one glass slab to another till they reach the hat at the base of the ladder. The tumbler is now taken down, still covered with the handkerchief, which the audience remove, when the coins are seen to have vanished, and upon the hat being examined, there are the coins. The six half-dollars originally borrowed are then handed back to the lender with thanks. Now for the secret.

The top of the ladder is in reality a box containing the mechanism of the illusion. At the rear is a kind of drawer, into which six duplicate coins (or as many more as you intend using) are placed. Now upon an assistant in the wings pulling a cord, one of these coins is let through the top of the ladder on to the first glass slab, the latter being arranged so that, when a coin drops on to it, the coin immediately slides to the lower edge and then drops on to the next slab—this being repeated until the coin has reached the hat. One of the vases, apparently placed on the ladder for ornament, is a trick one. A few coins are previously placed in the bowl of this vase and upon an assistant pulling another cord a piston rises, making these coins jump up and fall again. This latter effect is to produce the sound of the extra coins being invisibly passed into the tumbler. The glass used is, first of all, filled with water to prove that it is a genuine one, but in the act of throwing the water away, it is dropped on a servante behind a chair, and a duplicate one brought away, no one having the slightest suspicion that it has been changed if it is done neatly. The duplicate is devoid of any bottom. The

borrowed coins are now dropped into the glass, which must be held on the palm of the hand in a slanting position, so that the coins drop on side of glass, thereby sounding as though the glass was quite an ordinary one. The tumbler is now covered with a borrowed handkerchief, the coins being palmed) and placed on the top of the ladder. The artist now pretends to have made a mistake in the number, and catches one at a time at the finger tips the coins he has already palmed, which vanish by means of the pass. The assistant pulls cord number two and coins are heard (apparently) to fall into the glass. Now command the coins to pass into the hat, which, of course, they do. Next remove the hat, turn it over on a plate, letting the duplicate coins fall out, but allow one or two to slip on the floor. In picking these up, mix with them the borrowed coins (which will be remembered are still palmed) and take to the spectator that lent them. The tumbler is now taken down, the handkerchief removed, and if the former is held firm on the palm, not one in a thousand would ever dream that it was bottomless.

THE TRAVELING COIN.

For the purpose of the above trick it is necessary to obtain a very thin imitation half-dollar, through the centre of which a tiny hole is bored. Now push a pin half-way through the hole and solder it in this position. Cut away the "head" end of the pin and bend the pointed end over to lie flat on the coin (see Fig. 64). Now glue on the back of the coin a piece of cloth the same color as the coat worn by the performer, trimming it off neatly 'round the edges. Paint the shiny edge of the coin all around with black paint.

The coin prepared in the above manner is now placed on the table, black side up, the magic wand lying in front of it. In the act of taking up the wand the artiste palms the coin. He then borrows a half-dollar from a member of the audience, takes it in his right hand (which is also concealing the faked coin). He now transfers the borrowed coin, apparently, to the left hand (in reality it is the faked one), placing the borrowed coin with the wand on the table. (So that the audience cannot see the coin on the table, it is dropped behind some other article over which the wand is laid).

The performer now shows the faked coin, placing the finger over the pin when so doing to prevent it being noticed. He

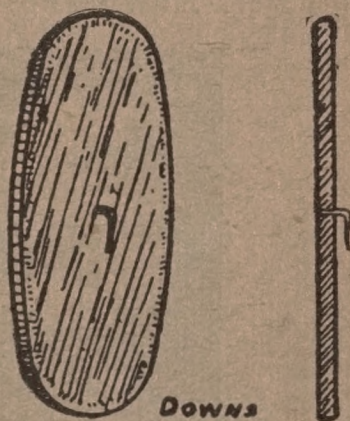


FIG. 64.

now lifts his right arm high, puts the coin with the left hand against the elbow of the right, fastening it here with the pin, the black side, of course, being outwards. Now he pretends to take it in his right hand (it is, of course, firmly attached to the right sleeve). Then he goes through a number of imaginary passes and eventually shows both hands quite empty. The wand is now picked up, together with the borrowed coin, and the same is produced at pleasure.

The above idea admits of so many variations that the author has described it very fully. A similar idea might be very well employed in the "Miser's Dream," by having coins similarly prepared attached to various parts of the body, which could be palmed off invisibly and eventually produced as if from the air.

THE SIXTEEN-TO-ONE SILVER TRICK.

In this trick the author explains his original method of producing 16 coins, one at a time, from a borrowed one, the hands, first of all, being shown empty.

The method of effecting the above, which the author believes to be one of the best productions extant, is as follows:

Palm 16 coins in the right hand in the same manner as in Fig. 34. Now receive the borrowed coin in the left hand and

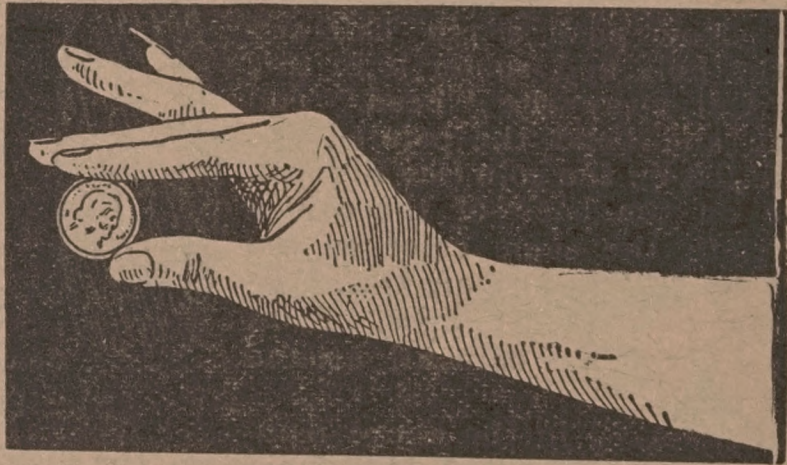


FIG. 65.

proceed by means of the new "change over palm," described on page 20, to show both hands otherwise empty. After the audience is convinced that nothing is concealed in your hands, take the borrowed half-dollar as in Fig. 65. The left hand now slowly passes over the right, under cover of which pick up a coin from the palmed lot, with the aid of the second and third fingers of right hand, and place it behind the borrowed one, the effect to the audience being that the left hand has simply passed over the right. To add additional effect, the left hand can again pass over the right, and then with the

tips of the first finger and thumb remove the hindermost coin, it appearing to the audience that same was actually pulled out of the borrowed coin. This is, of course, repeated with the remainder.

A quarter of an hour's practice after the "picking up" movement has been acquired will be sufficient to prove what an effective "production" the foregoing is.

THE FUSIBLE COINS.

The performer takes one or more coins between his fingers, when they melt and the molten metal flows out of his hands. When it has again solidified, he takes it into his hand and converts it into metallic vapor, which is seen to issue from between the fingers. Then he catches the smoke clouds with his empty hands and produces the coins in their original shape.

To perform this trick it is necessary to be provided with :

(1) A little holder (see Fig. 66) about the size and shape of the well-known pull cup used for causing the change and disappearance of a handkerchief. This holder, which is also at-




FIG. 66.

tached by means of a rubber cord to the back part of the vest, is divided in the middle, opening at either end. One end is provided with a rubber cork, in which a tube is inserted, provided on the outside with a little tap. This small holder is filled with mercury. The other end is first of all rinsed out with hydrochloric acid, and a little cap fitting on same is similarly prepared with liquid ammonia. The cap is now placed on. The two chemicals combining form a vapor.

(2) A small metal basin (see Fig. 67), really consisting of two parts, the outside one being deeper than the other, which has a minute hole in the bottom, so that a vacant space is created between the two (see Fig. 68, which gives a section of same).

The performer commences the trick by passing the coins apparently into the left hand (really palming them in the right), which passes backwards and forwards over a lighted candle on the table, the right hand meanwhile getting rid of coins noiselessly on servante. Under cover of the movements

of the left hand over the candle, the right hand obtains possession of the holder from the right sleeve. Performer explains that the coins are by this time melted. Hands are now placed together, taking care that the presence of the "fake" is not detected. The little tap is opened and the mercury allowed to escape through the fingers into a glass beneath. The tap is now closed and the "pull" allowed to fly back up the sleeve. Performer now exhibits the mercury in the glass, stating that it is the silver of the molten coins. He now says that he will convert it into its original rough




FIG. 67.

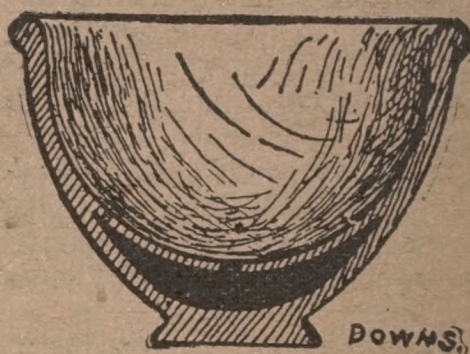


FIG. 68.

solid state, and for this purpose pours it into the little bowl before described, which is placed for good effect, if possible, on a piece of ice. If no ice is available, make use of a fan. The mercury, of course, at once disappears through the tiny hole in the false bottom in the bowl. This done the performer, under pretense of showing how the process is being accomplished, grasps the bowl, at the same time secretly inserting a lump of Wood's metal, which melts at about 68° C. This might be introduced before the mercury is poured in, the precise method employed, however, being immaterial so long as it is inserted indetectably. After a time he turns out the same on the table.

"You seem inclined to think that I am merely telling you a pretty story, ladies and gentlemen. Please look for yourselves. Here you can see the erstwhile molten metal is quite solid," (he taps the table with the lump, showing in the meantime, the empty bowl). "If you think it not the same you have just seen in its liquid condition, I shall be only too pleased to show you that you are mistaken by performing the experiment in another manner. Now watch me closely. I place the lump into a glass filled with water and put it on a tripod, over which I place a wire gauze. Now I warm the water by the aid of this spirit lamp. A short period of time will be adequate to melt the silver before your gaze in a trans-

parent glass." (He now pours out carefully the hot water—letting the liquid metal out on a sheet of paper, the paper is not charred by it). "This peculiar change in the properties of the silver, which has usually rather a high melting point, has been brought about by my magic touch. Meanwhile, as you all can see, the metal has again become solid matter. The paper is absolutely undamaged. I shall now proceed by taking this solid lump in the left hand (really palming it in the right) and hold it over the candle in this manner." (The right hand meanwhile gets down "pull," turns it 'round, so as to get the smoke end facing the front, the hands are now brought together, smoke cap removed and smoke allowed to escape through fingers, "pull" released and allowed to go back into sleeve). "As you can see, ladies and gentlemen, the transformation is an accomplished fact. The metal, having first of all, changed into a liquid state, has now been turned into vapor. The coins would be lost forever if I waited until the fumes disperse, so all I have to do is to catch at the vapor and here we have a coin, here another" (and so on, until all have been produced). "Here we find the coins have now returned to their original condition, none the worse for their mysterious travels."

The mode of producing the coins is as follows; The left hand (left side facing audience) makes a grab in the air, the right hand at the same moment palming from the pocket the correct number of coins used. Now make a half turn to the left, the right hand grabs at the smoke, the two hands come together and pretend to knead the vapor into its proper shape and then show one coin. This is repeated until all have been "caught."

CHAPTER IV.

**MECHANICAL DEVICES FOR PERFORMING THE
"MISER'S DREAM."**

In this chapter it is proposed to describe all the latest devices invented to imitate the author's methods of palming with coins. First of all will be explained a number of mechanical coins, each being so constructed that the "Continuous Back and Front Palm" (without, of course, the additions, *i. e.*, opening of fingers, etc., as described on page 7), can be performed with comparative ease.

The author intends, in the first place, to describe what he considers to be one of the best coins of the above description, inasmuch as the performer can casually throw same in the air or from hand to hand, even at close quarters, and defy detection. Fig. 69 explains the manner in which the coin is prepared. A wire loop, large enough to easily encircle the middle finger, is attached to a coin by means of a minute hinge. This latter ar-

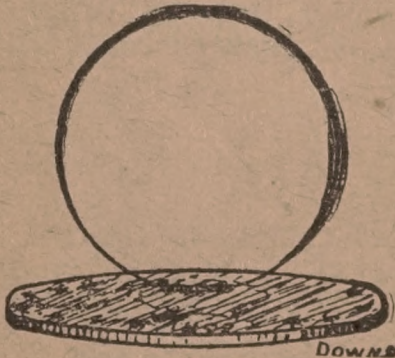


FIG. 69.



FIG 70.

angement admits of the loop being laid flat on the coin (Fig. 70), in which position it is absolutely invisible even at close quarters. The coin is now placed on the extended fingers of the right hand, the loop being slipped over the second finger. It will be found that the coin can now be swung invisibly to the back of the hand, and again brought to the front with great ease.

The author specially recommends any one not inclined to devote sufficient time to practising the sleight-of-hand method

to purchase one of these coins, as the back palm can then be executed in a few minutes.

The next coin to be described, coming within the above category, is that depicted in Fig. 71. Two thin coins are first of all brazed together with a spindle, running freely through same (shown by the dotted line in the illustration). Attached by a piece of wire to this spindle is a flesh-colored arrangement, which, in reality, consists of two rings of just sufficient size to fit on the first finger. The finger is placed through the rings or loops in such a manner that the coin lies almost at the tips of the two middle fingers, which, if brought down under the coin, in a similar manner to that described in Fig.

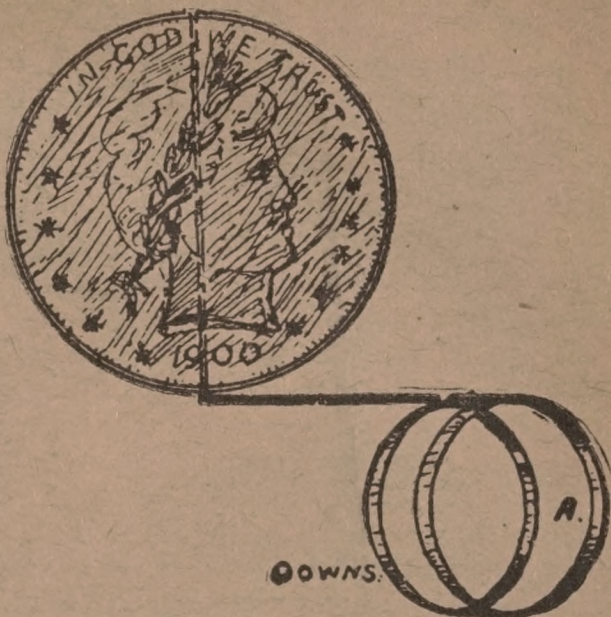


FIG. 71.

2, cause the coin to revolve and disappear to the back of the hand. To bring it to the front again the movement is simply reversed.

Another single coin "fake" for performing the Back and Front Palm is that depicted in Fig. 72: A A are two hooks for clipping the knuckle ends of the first and fourth fingers, attached to which is a wire (B) running from edge to edge of the coin. When the apparatus is placed in proper position it will be found that the reverse palm can be easily executed.

Coins somewhat similar to the above, but having the two hooks attached to the spindle, immediately flush with either side of the coin (in this case, of course, the hooks fit the top joints of first and little fingers) are to be obtained, but the effect produced is not so good.

The coin next to be described is the invention of Mr. William J. Hilliar, and as an improvement on the foregoing, inasmuch as the fingers can be spread open. It consists of two thin coins, brazed together, through which runs a piece of fine elastic, which admits of great extension. The elastic terminates on either side of the coin in catgut loops, which fit over first and fourth fingers. The ordinary reverse palm can now be accomplished, but when it is desired to show nothing between the fingers, all that is necessary is to push down the coin with the two middle fingers into the palm which grips it

tightly, the elastic, of course, stretching sufficiently to admit

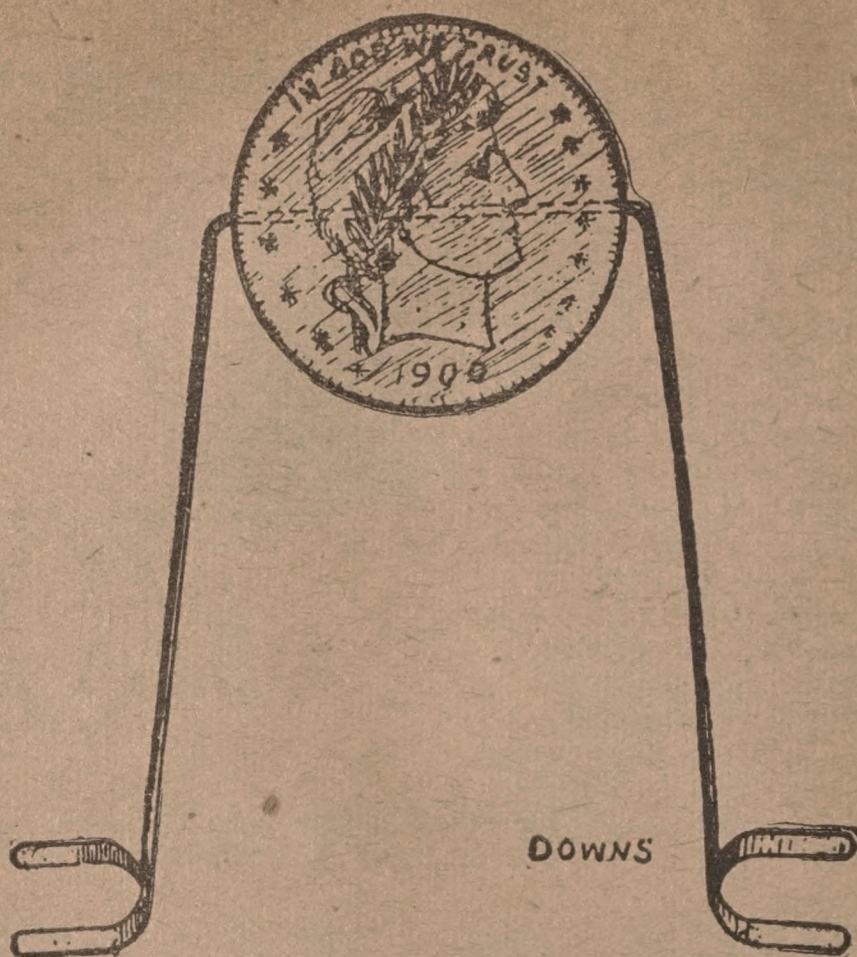


FIG. 72.

of this (see Fig. 73). When the back of the hand is shown to

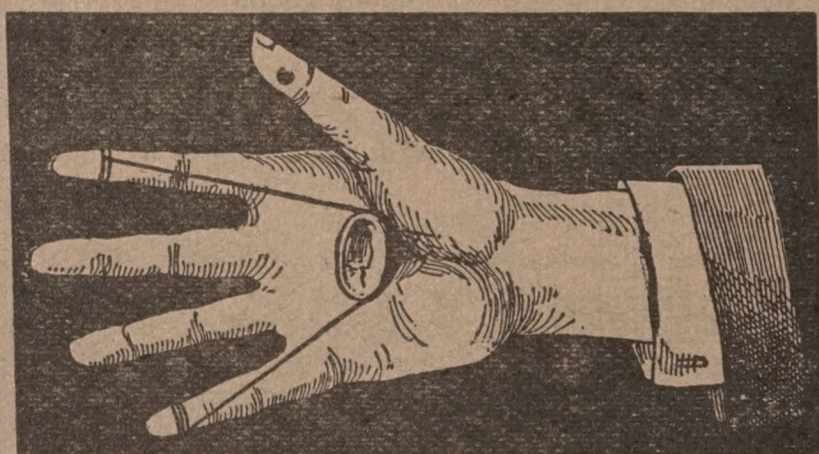


FIG. 73.

the audience the elastic is completely hidden by the first and

fourth fingers. To show the front of the hand the coin is simply released from palm when it flies to finger tips, whence it is transferred to the back of the hand.

The author specially recommends this coin, as he considers it to be the best adaptation of the "Spider" idea that he is acquainted with.

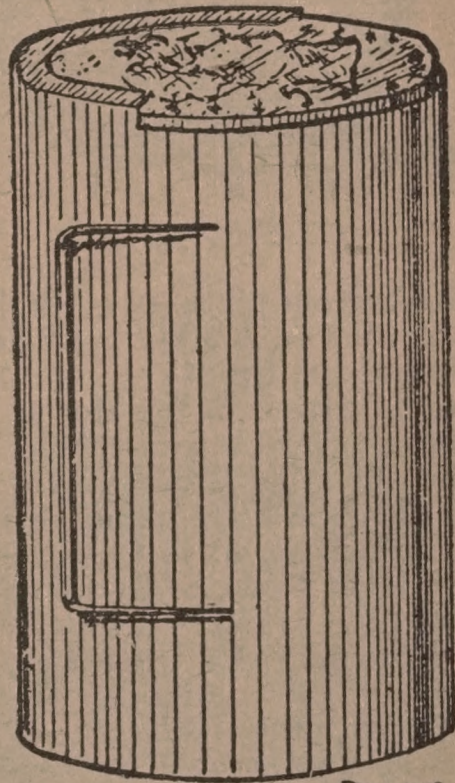
Innumerable other mechanical coins, invented for the same purpose as the foregoing, are to be obtained from any reliable dealer in magical goods. The author would recommend a purchaser to obtain two, or even three different coins, as he can then use the one that suits him best, some of the devices being far more suitable for one person's hand than another.

Either of the above mentioned coins can be used for imitating the author's feat of passing a coin through the knee, but in this case, of course, one must be attached to each hand.

A great number of "coin holders" are used in different ways by magicians, enabling them to deal easily with a large number of coins. The holder now about to be described is used for the purposes of getting the first stack of coins on to the rim of the hat, and subsequently in to the hat, for the purpose of dropping one at a time, the sleight-of-hand method of which is explained in Chapter I.

Fig. 74 shows the appearance of the holder, which is constructed on the principle of the well-known sovereign purse, the top being attached to a spiral spring, which can be depressed, but immediately resumes its original position. It is obvious, therefore, that if the coin is removed another one immediately takes its place. Soldered to the holder are two hooks to attach same to the lining of the hat, thereby enabling the performer to remove the left hand, if desired. In the opinion of the author the hooks are rather more bother than use, as for instance, in the act of removing the holder from the pocket, the hooks are just as likely as not to catch in something. The holder should be painted a dead black, thus considerably minimizing the chances of its being observed.

While on the subject of hat "fakes" the author will now describe an exceedingly ingenious piece of apparatus. It is so



Downs.

FIG. 74.

constructed that, during the performance of "The Miser's Dream," the artist can at any moment (by making use of this apparatus), show both hands empty, and to alleviate any suspicion that the coins drop into the hat from the left hand, the hat can be held on the palm of the hand. Notwithstanding this, coins can be caught in the air with the right hand and thrown apparently into the hat, same being distinctly heard to fall. This can be repeated a number of times.

The piece of apparatus necessary for producing the above effect is that depicted in Fig.

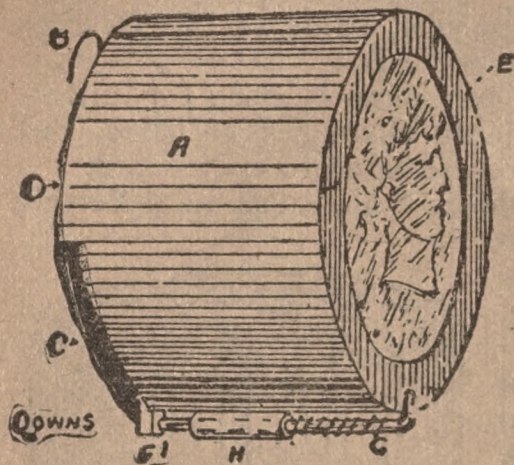


FIG. 75.

75: A is a holder made of brass, the capacity of which is sufficient to hold easily six half-dollars. To the bottom plate (D) of same are fastened two tiny hooks (B), which enable the performer to suspend same wherever most get-at-able, for instance, behind coat-tails; C is a slot extending in front of the bottom plate (D) to the middle of the holder. The slot is big enough to allow the insertion of one half-dollar at a time into the holder. Opposite to

the bottom plate (D) is the bottom (E) of the holder, which is provided with a hole sufficiently large to admit the easy insertion of the tip of the middle finger. The first coin to drop rests in front of the slot (C), and to prevent it from dropping prematurely, a lever (H) is fixed below the holder, sidewise to the slot (C). The lever is pushed forward and turned 'round so that the little metal clip (F) of same enters the slot (C). A spiral spring fixed to the lever (H) has the effect of drawing the lever back, so that as soon as the metal clip (F) enters the slot (C) it is held in position by the spring.

Provided with the above, the performer goes, hat in hand, among the audience, allowing them to inspect the hat. While this is being done, he indetectably obtains possession of the holder from wherever it was secreted, and as he returns to the stage he manages to fix it into the hat by hanging it on both hooks (B) to the leather rim. He now presses down the hook (G) of the lever (H), thereby opening the slot (C). To prevent the coin lying in front of the aperture (C) from falling out, now the hat is slightly tilted, so that the coins rest on the bottom (E) (see Fig. 76). He now placest he hat in this leaning position on his left palm, so that the coins are still retained in position. While making a grab in the air for a coin the performer slightly tilts the brim of the hat towards

the audience, causing all the coins in the holder to fall against the bottom plate (D). The first coin is prevented from dropping yet by the weight of the remainder of the coins. Just when the artist has apparently caught a coin and throws it into the hat, the latter is slightly tilted backwards to its former position, causing the coin nearest to D (being released from the pressure exerted by the other coins) to drop into the hat—the other coins ranging themselves against E (Fig. 76). The above movements are, of course, repeated. Although this is a mechanical piece of apparatus, a good deal of practice is necessary to enable the performer to produce a perfect illusion. It will be found that, if the hat is tilted too far or not just far enough, the coin will not drop. Any sleight-of-hand performer, however, will find no difficulty in working this "fake" by following the foregoing instructions.

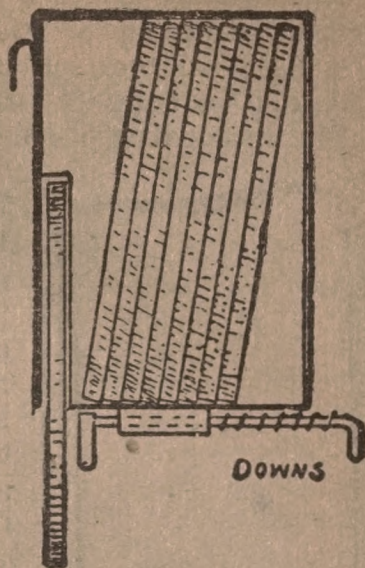


FIG. 76.

The next piece of apparatus to be described, while not in-

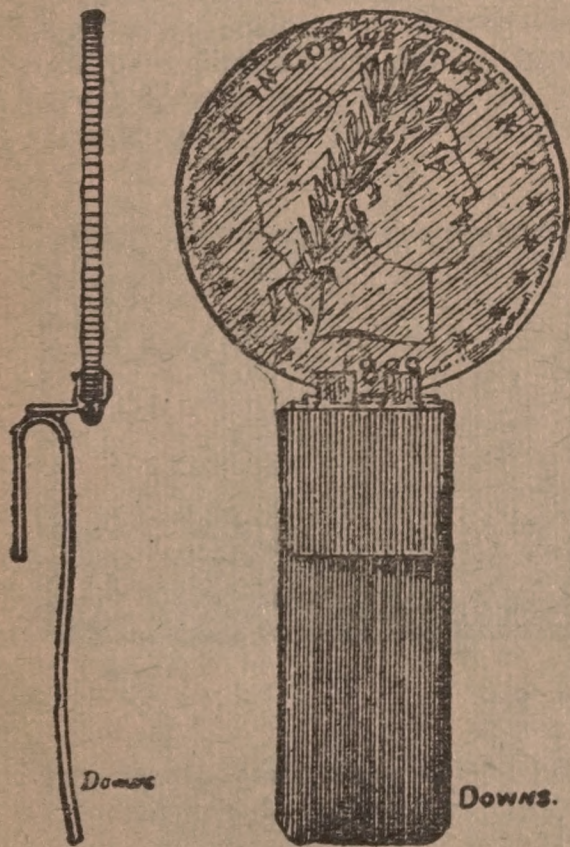


FIG. 77.

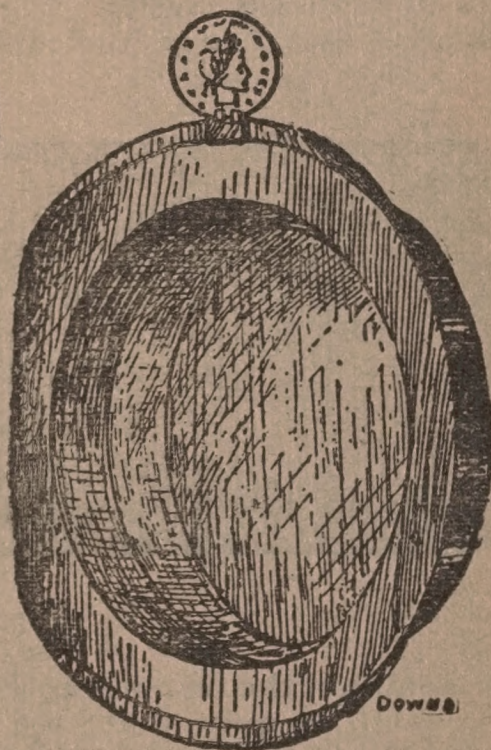


FIG. 78.

vented for the purpose of imitating the author's sleights, is interesting inasmuch as it admits of rather a novel effect in "The Miser's Dream." While performing the money-catching, a coin is seen suddenly to appear on the extreme rim of the hat, whence it is removed and thrown into the hat. This can be repeated *ad lib*.

The apparatus consists of a brass hook that just fits on to the rim of a hat. Attached to the hook by means of a hinge is a steel clip, in which the coin is previously inserted (see Fig. 77). This is secretly placed in position on the hat, and by giving some a tilt in the direction of the audience, the coin is swung up into view as in Fig. 78. It is now apparently taken in the right hand (in reality folded back again) and a palmed one dropped into the hat to produce the necessary illusion.




FIG. 79.

Many appliances have been invented to enable a performer to palm a large number of coins, the best of which, the recent invention of Mr. John Hamley, is that depicted in Fig. 79. It consists of four coins, two at each end, brazed together, and through which runs a piece of narrow but strong elastic. This piece of apparatus is lying amongst the coins on the table, and in the act of gathering




FIG. 80.

them all up, the rest are worked in between the rubber until the same is quite taut; see Fig. 80, which shows about 50 coins between the rubbers.

In this condition the stack is exhibited to the audience as

an unprepared pile of coins. The pass can then be easily made, and the coins apparently vanished. When the performer desires to reproduce the coins, say from under the vest, the two ends of the "stack" are pressed tightly and the second finger exerts a pressure in the middle of same, which causes the coins to separate and fall in a shower, thereby convincing the audience that same are unprepared.

An exceedingly useful, and at the same time novel piece of apparatus, designed to enable the performer to undetectably and instantaneously obtain possession of a number of coins, is that shown in Fig. 81. It is attached to the pants by means

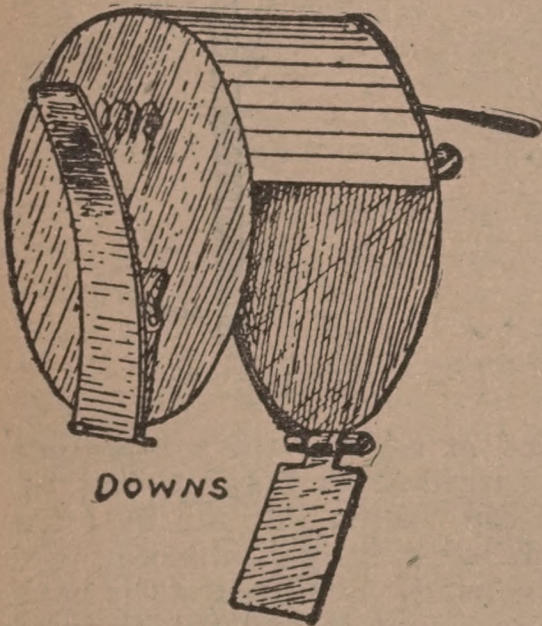


FIG. 81.

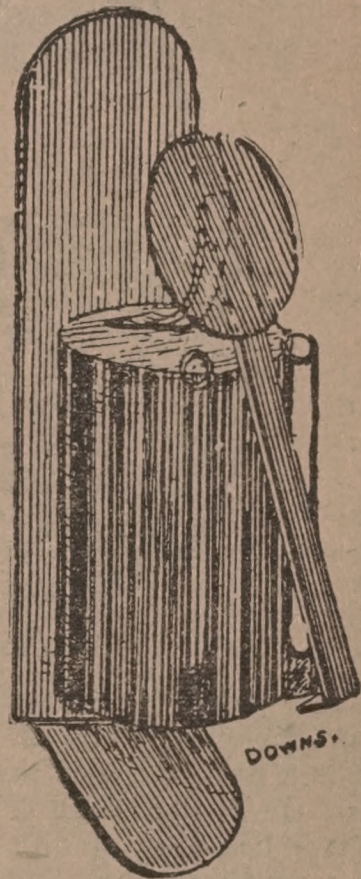


FIG. 82.

of a safety-pin soldered at the rear, just under the vest, having, of course, been previously filled with coins. Now at the moment when the artist desires the coins, he casually lets his hand drop to the bottom of his vest and his wrist presses the clip attached to the spring, thus releasing the bottom strip of metal, which allows the coins to escape in a pile into the performer's hand.

With a little practice it will be found that the above is a most unique and certain method of invisibly getting hold of a

quantity of coins. It would be very useful during the performance of "The Miser's Dream," and, in fact, is suitable for use in any coin trick where a quantity are manipulated.

Fig. 83 depicts another adaptation of the above idea, designed by Mr. William E. Robinson. This holds more coins than the preceding one, from 20 to 25, and upon the plate A being pressed the whole stack of coins drops noiselessly into the hand.



FIG. 83.

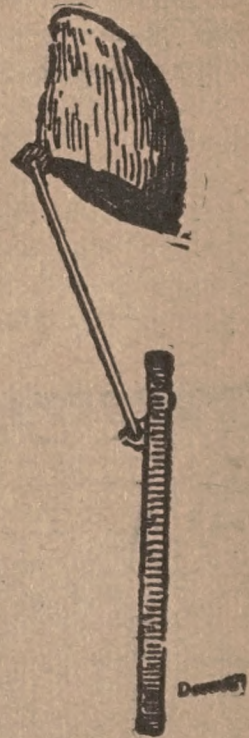


FIG. 84.

A "very" mechanical method of causing the appearance and disappearance of a coin is described in Figs. 83 and 84. A is a flesh-colored metal finger-top, which just fits over the middle finger, with the coin attached to it by means of hinged wires hanging on the back of the hand. The front of the hand is now shown empty, and the coin swung 'round to the front when the back can be shown, then again the front, and the coin then swung 'round and produced.

CHAPTER V.

A FEW ADDITIONAL COIN TRICKS.

The author has not included the following in the chapter devoted to miscellaneous coin tricks and combinations, for the reason that some of same have been described from time to time in the conjuror's journal, "Mahatma." As this book, however, is intended as a complete manual of the art of conjuring with coins, the author feels that same would be incomplete if some of the following excellent tricks and sleights were omitted, hence the reason of their reproduction in these pages, which is by the courtesy of the very able editor, Mr. W. G. Peterkin, of the journal above referred to.

A really good idea is that embodied in the first trick to be described under the above heading and called

THE COIN OF MERCURY.

To perform this trick you require two tumblers, whose inside diameter at the bottom is the same as the coin to be used, a jug of water, a glass disc that fits nicely into the bottom of the tumbler, a sheet of newspaper, a book about the size of a small dictionary, and the piece of apparatus illustrated below. Show the tumblers and fill them with water to show entire absence of preparation; empty the water out and give them for examination. As you walk back to the table palm the glass disc. Now borrow a coin from the audience and insist on its being marked. Place it inside a handkerchief, but as you do so, change it for the glass disc, request a volunteer to hold it over one of the tumblers, and at your command to drop it in; he does so, and the sound of the falling glass exactly resembles that of a coin. Attached to the back of the book is the apparatus mentioned above. Unperceived drop the coin into the fake.

Next pick up the book and carelessly run over the leaves, taking care, however, not to pull the thread accidentally—the best way being to hold the pin in place with your finger. Next place the book on the table, and set the second tumbler upon it. Your pretence of desiring to cut off all communication gives you an excuse to form a cone of the newspaper, with which you cover the glass, taking care, however, that the cone overlaps book and fake, thus allowing room for the

coin to fly into the glass. Experience will teach the correct position, which you will understand is very important. Having done this you may now announce that you will cause the marked coin to leave the tumbler held by the gentleman in the audience, and to pass into the glass standing on the book. While you are talking, secure the thread. A slight pull releases the spring, and the coin is thrown into the air and falls into the tumbler.

Uncover glass held by gentleman to show that coin has vanished. The previous wetting was done for a purpose, as the glass disc is thereby caused to adhere to the bottom of the tumbler, thus enabling it to be turned upside down. Next remove paper cone from tumbler on book, and to the astonishment of the audience they behold the marked coin. Palm off the fake and give the book for examination. With attention to details, and careful working, this has a startling effect.

Fig. 85 is the fake proper, with two tiny hooks to attach same to book. Figs. 86 and 87 show side and front views respectively of fake with coin in place, spring pressed down and

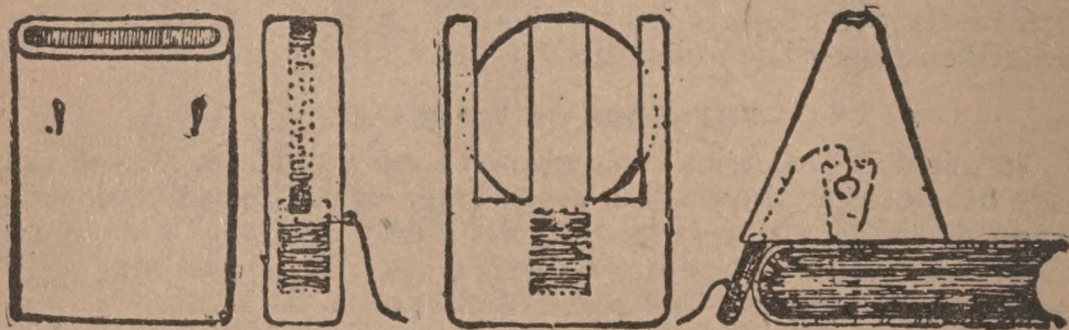


FIG. 85.

FIG. 86.

FIG. 87.

FIG. 88.

held in position by tiny pin. Fig. 88 shows entire working of trick, and imaginary flight of coin, after thread is pulled to release the spring.

THE COIN CORNUCOPIA.

The performer calls attention to a piece of newspaper, and then makes a cornucopia of it, which he places in a glass that is on a common dinner plate on your table. He then rolls his sleeves up to show that nothing is concealed in sleeves or hands. This done, he picks up from the table a half-dollar and passes it inside the cornucopia, which he has shown empty, and this he continues to do until he passes four coins, or any number that he wishes to pass, and upon opening the cornucopia four half-dollars roll upon the plate from inside the cornucopia. How it is done: In the first place the cornucopia is made from a piece of newspaper that has already been prepared in the following manner: The newspaper is doubled over, making half the size o

the paper, the sides and top are pasted together to resemble one piece of paper; but before doubling over you paste two or three pieces of tissue paper, four inches square, in the centre of the paper, making four separate pockets, so coins do not rattle, and you leave top of the pockets open, in which you place your coins before the entertainment, as many as you wish to use, being careful when picking up the paper to make the cornucopia not to let the coins fall out. Now have a dozen coins on your table, and the first one you pass inside the cornucopia you really palm it, keeping it in the hand, or, if you wish to show your hands empty, pocket it, the second one in the same manner, making as much of a noise as you can with the coins when you pick them up, the third coin you pick up, you again lay it on the table to assure the audience that as your sleeves are rolled up, it is impossible for it to disappear up your sleeves, and as your hands do not come in contact with your the person, coin must actually pass inside at your command. This time you make believe you pick up the coins, rattling them as though picking up one; then call their attention to the fact that by passing it from one hand to the other it gradually becomes smaller, until it has really vanished, and when you take in consideration that you had nothing in your hands to commence with—a very easy matter—but to the audience a very clever piece of work. The fourth coin you merely palm, and when you open the cornucopia you drop it with the three you have already in it upon the plate. The reason for using the plate to place the glass upon, is simply to make a noise dropping the coins upon it.

THE OBEDIENT COINS.

After the performance of "The Miser's Dream," the following diversion is excellent.

The attention of the company is directed to an empty tumbler which lies upon its side upon the table, mouth towards the auditorium. The glass is then placed upright, and several of the coins which have been so magically gathered from the air, are ordered to fly into it. They not only obey the command, but they are seen to shoot into the tumbler, out of which they are then poured. The secret is this: The coins have a small hole drilled through their centres, also the glass has a hole drilled through its bottom; likewise the table has a small hole where you stand the glass. A strong knotted thread is passed through the coins, thence into and through the tumbler, and finally the end is carried down through the table, and out to a concealed assistant. The coins rest upon the servante of your table, directly behind the glass. A vigorous pull upon the thread will cause the pile of coins to fly visibly into the glass, and the same pull will break the thread,

leaving them in a condition to be readily poured from the tumbler.

THE COIN AND PAPER TUBE.

The performer takes a small piece of paper, making a round tube of it, which he secures in the middle of the stage by a ribbon fastened to each side of it, which suspends it there. The performer, standing anywhere upon the stage, produces a coin, and throwing it up into the air it passes through the tube, falling upon a plate placed on a table underneath the tube. As the coin falls through upon the plate, it can be seen and heard all over the house. The explanation is that in the tube, when making it, you place a coin-dropping apparatus that can be secured at the magical dealer's. A thread of wire runs through one side of the ribbon that holds the tube, and is fastened by a hook while attaching the ribbon to the tube, and when your assistant pulls the string it releases one coin at a time, and after the experiment is finished you take down the tube, showing it empty, palming off the box. A good way to secure it, when making the tube, is when your assistant brings out the cardboard on a waiter's tray, which, although innocent-enough looking, has a double bottom that you have your box in, with a small wire attached to it, so that when lifting up the cardboard your finger goes through the loop in the wire, bringing the small box back of the cardboard, and when you make the tube you have it already inside. You make the tube of cardboard to fit exactly the coin box inside, and have a catch attached to the ribbon so when you fasten it to the tube it also clasps the little box inside, holding it suspended. A small ring fastened to the thread or wire running through one side of the ribbon slips over a catch, which liberates the coins.

AN OLD TRICK IMPROVED.

Our readers will probably recall the following very puzzling trick, which made its appearance a few years ago. A sheet of brown paper was laid on the table, and an ordinary tumbler was inverted upon it. Beside the tumbler, and on the brown paper, was laid a ten-cent piece, and, a borrowed handkerchief being thrown over the tumbler, any person is asked to set the tumbler over the ten-cent piece. Now, upon raising the handkerchief, the ten-cent piece (which should be under the glass) had vanished. The secret consists in the fact that a round disc of paper of the same sort as that on which the tumbler stood, was neatly pasted on the mouth of the tumbler, just covering it. Of course, when under cover of the handkerchief, the tumbler was set over the dime, the paper disc covered and caused it to vanish apparently. Now, this is the new version of the trick. Use plain white paper, and

when you come forward with the glass, holding it with the bottom towards the audience, and the paper end against your shirt bosom. The glass will thus appear devoid of preparation. However, there is a disc of white paper on the mouth of the tumbler, but this does not show against your white shirt bosom. Now, behind this disc, and against it, you hold with your finger a penny, and when you set the tumbler bottom upon the sheet of paper, there will be under it a penny, but it will be invisible. Now you make an ordinary paper cone which just fits over the glass, and is open at the top. Then you borrow a penny, and dropping it in the top of the cone it is plainly heard to fall on the bottom of the tumbler. You now command the penny to pass down through the tumbler on to the paper. Upon lifting the tumbler in the cone, the penny appears on the paper. Now you replace the tumbler, and command the penny to come back on to the bottom of the tumbler. This time you raise only the paper cone, when the coin is found to have disappeared from the table, and is on the bottom of the tumbler.

A GOOD COIN TRICK.

The performer borrows a half-dollar, and taking it in the hand and bending the left arm, pretends to rub the coin into his left elbow. The coin drops on the floor, but he picks it up and tries again. Again it drops, and again he picks it up, but this time with the left hand, when he takes it apparently with the right, but really, by means of the drop, leaves it in the left hand. The fingers recommence the rubbing of the elbow, as though they still held the coin: but meanwhile the left hand, which is brought by the bent position of the arm closer to the neck, drops the coin inside the performer's collar, to be found at pleasure. Meanwhile the performer continues the rubbing, presently removing the fingers, showing that apparently the coin has passed into his elbow, both hands being empty.

TO TELL DATE ON BORROWED COIN.

This is one of the very best parlor tricks in existence. Performer, whilst blindfolded, desires spectator to hand him a half-dollar, which he, the performer, simply drops on the table, instantly naming the date on same.

To commence the trick you have a duplicate coin, the date of which you are acquainted with, palmed in the right hand, and as you take the borrowed coin between finger and thumb, exchange it for the palmed one in the act of throwing same on the table. You now state the date on the duplicate, which, upon being examined, is found to be correct.

This method is rarely, if ever, detected, and produces a sensation.

ENTIRELY NEW PASS WITH TWENTY-FIVE COINS.

This is a most excellent pass, and the author feels sure it will be appreciated. Twenty-five coins are placed in the left hand, and the right shown empty. Right hand now strokes left, which is opened, and coins have disappeared, same being produced by right hand from wherever desired.

Stand with the back of the left hand facing audience. The coins are apparently placed in the left hand, which closes, but in reality are stacked on the outside of fingers, being supported by the little finger of the left hand. Right is now shown empty and passes over left, during which movement the coins can very easily be palmed off into the right hand without a sound or suspicious movement being made. Left hand is then opened and shown empty, coins being produced as fancy dictates. Five minutes' practice will suffice to show what a really brilliant move this is.

THE NEW GLASS COIN-JAR.

The following will be found a pretty effective little trick, worked either with a coin show or by itself. A pretty glass jar, containing a silk American or other flag, is brought on and placed on table, the stopper is removed and thoroughly examined. The flag is taken out and laid on table, and the jar held horizontally by the top and bottom and looked through by performer to show no trickery. Jar is replaced on table and stopper put in, and the whole covered with the flag. A silver tripod, with ring at top to receive dish, is next placed over jar. Four coins are now placed in a glass dish, and placed on top of the tripod. On removing flag the coins are seen and heard to fall into the jar and to have left the dish on tripod. Dish, tripod, and jar can now be thoroughly examined. Now for the solution. In each side of neck of jar, which is roughly cut so as to be opaque, are drilled two holes, through which is pushed from one side to the other a U-shaped piece of wire, twisted at the base so as to make a tiny ring, to which is fastened a piece of fine thread (the same length as the distance between the opposite corners of flag), the other end of thread is fastened to a corner of the flag, and this corner, together with the whole of the thread, is stuffed into the jar through the space A, the opposite corner of flag only being allowed to stick out of the top of jar so as to be at hand. The coins are now placed on the wire and hidden by the corner of the flag. The jar can now be shown 'round, the coins being kept steady by the first finger of the left hand. Now place jar on table, still keeping first finger of left hand on coins.

and draw out the flag quickly with the right hand, which proves indirectly that nothing is concealed in the neck of the jar, and having taken up jar horizontally by both ends and looked through it, place stopper in and cover with flag, the

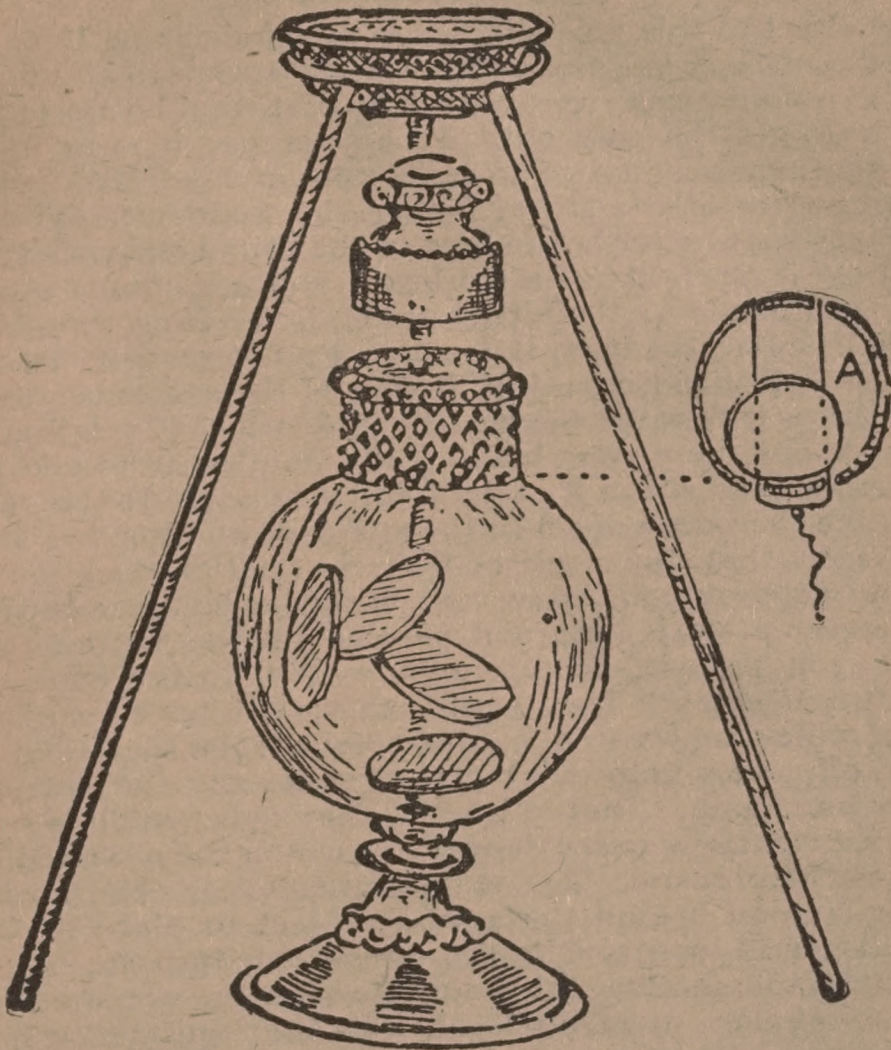


FIG. 89 (New Glass Coin-Jar).

corner with thread attached hanging at back. Place tripod in position (one leg in front). Show your four coins and throw on table, take up glass dish, which is also roughly cut, and holding at back of table, sweep the coins, one at a time, into another glass dish on servante, and place empty dish on tripod. The rest is easy.

Remove the flag slowly, and immediately the last corner is drawn off, the coins are seen and heard to fall into the jar. For stage purposes, the wire can be pulled out by assistant, in which case the jar would not be covered. The object in using the flag is twofold, viz., that it is a means of introduc-

ing some good patter, and serves the object of concealing the presence of the thread by its dazzling colors. (The coin jar as above can be obtained of any first-class dealer in magical apparatus).

THE WINGED COIN.

The effect of this splendid piece of magic is as if you had passed a marked half-dollar from a distance into an uncorked bottle, whose neck was so small that the bottle must be broken to get the coin out. In appearance it is as follows: Any gentleman is invited to assist you, and is seated in a chair in the centre of the stage, facing the audience. You take an empty soda-water bottle (one of the round end variety) and, standing it upright upon its head, you ask him to steady it with both hands so that it does not fall. Now you borrow any half-dollar and have it marked by the owner; taking it in your right hand, you, in full view of the audience, make as if to throw it towards the bottle. The sound of a falling coin is heard, and upon your bidding the gentleman to take down the bottle and shake it, a half-dollar is seen to be within. You take the bottle down to the audience and turning it over it is seen that the neck of same is smaller than the coin. You now step to your table, and taking a hammer break the bottle over a small box, and picking up the bottom of the bottle you pass it, containing the coin, to the owner, who identifies his coin. The secret is this: You have two bottles, one of which is prepared in this manner: the round bottom is sawed off, and a half-dollar placed in it, and the bottom cemented on again. On the back of the chair (which is solid) is fastened a little wire bottle-rack, in which the prepared bottle is placed beforehand. Beside this little rack is a cloth bag, and as you step up behind the seated subject to place the bottle upon his head, you rapidly drop the bottle into the bag, and, with the same motion, bring up into view the prepared bottle, which you place upon his head, with the request that he hold it. As the bottom is round, the coin cannot be seen from a distance, and the same reason also necessitates his holding on to it, else it will tumble over. After vanishing the coin by palming, you request him to shake the bottle, which he does, and the coin is seen to be in it. It is then shown that the neck is too small to admit the half-dollar, after which you hold it over a box containing sawdust and break it. You then pick up the bottom, and at the same time substitute the marked coin for the one that was first in it, and pass bottom and coin to the owner.

NEW COINS AND DIE,

This is an improvement on a trick that is as old as our grandfathers, and explained in the first books of magic. No

doubt our readers are well acquainted with the hollow stack of coins in which a small die or cork ball is concealed. The trick from time immemorial has been worked with either the English penny or American two-cent piece. Now the use of a two-cent piece is not advisable, for it is not an easy matter to borrow them from an assembly, and for a conjuror to take them from his pocket himself is bad taste and also suspicious. It is best to get a stack of ten half-dollars, and the only real coin is the top one, the rest are manufactured coins, for sale at a reasonable price by the magical dealers. Now over this set of coins make a shell to represent a like number of coins, the top being a real coin turned down thin, and the rest of the fake a tube of German silver or brass, silver-plated and grooved and milled. The first stack of coins are each one single, but connected with a rivet through all of them, this allows them to be moved a trifle on each other, which helps to dispel any suspicion that might arise as to their genuineness. To prepare the trick, place the shell stack over the first or hollow stack. For abbreviation's sake, we will call it stack 1, and the other, stack 2, is the outside shell; both look now as one. Inside of interior of No. 1 place a die or ball; we will suppose we have a cork ball. Now place over the open ends a real silver coin, and have this in a place of concealment easily got at. You now have a stack of ten imitation coins and one real one. Ask for a number of half-dollars, starting by using one of your own, and after you have borrowed ten you place them on the table and then stack them up, one at a time, counting them. Suppose now the fake coins are concealed in the left-tail coat pocket. Pick up the pile of coins from the table in left hand, and remark that you will try to send the coins through the table, pretending to take them in the right hand, but really retaining them in the left, strike the table with the right hand, and advance the left hand with concealed coins, under the table, as you do so allow the coins to escape from your hand quickly but singly into the left-hand pocket, and grasp the concealed fake set. The pocket should be double, so the real coins can be dropped and not interfere with the conjuror obtaining the other set in portion of pocket, or this set can be in pants pocket. The falling of the coins in the pocket sounds to the spectators like coins falling into the conjuror's hands, after passing through the table. Bringing up the fake set he places them on the table with real coin and open side of fake down. Again counting the coins as they set on the table, he remarks he has eleven instead of ten, which is all he requires, he pushes away the bottom or real coin and places it in his pocket, then takes out a little cork ball, placing it on the table. Taking up a piece of paper, he makes into a little cap or cone to fit over the coins, but remarks that it fits

too tight; he removes it, and says he will use it to cover the cork ball, which he does; he then makes another cover for the coins, and this seems to be all right. The coins and cork being covered for a few moments, the covers are removed and the objects are found to have changed places. This is accounted for by the fact that the cover first made and placed over the coins, and then removed, carried away with it the outside shell. In removing both covers afterwards, the hollow stack, No. 1, is carried away with the cover, thus exposing the ball, and the other shell, No. 2, is left behind, covering the ball. While this change is being observed, the hollow stack, No. 1, is allowed to drop into the hand from the paper cone, which is tossed carelessly on the table, and the fake dropped into the tail pocket, right-hand side. Again covering shell, No. 2, with the paper, he picks up the cork ball and vanishes it by sleight. He now picks up the paper cone and carries away the shell with it, tossing paper on table, leaving, however, the shell in his hand, which he gets rid of, and passing the other hand beneath the table, produces the coin, apparently from under the same, really taking them from the tail pocket, where they have been all along, innocent of what has taken place. Sometimes instead of shell No. 2 being of metal, it is made of silver paper, and when carried away with the paper cone, both are crushed up and carelessly thrown away, but not where any one can easily pick it up before the conjuror and thus expose him.

CHAPTER VI.

KOINCLUDING OBSERVATIONS.

Under the above heading the author intends giving magical friends the benefit of his experience, not so much as regards the actual working of tricks, but as to the correct method of presenting same to an audience. He is aware that a great deal has already been written on this all-important subject in the numerous excellent treatises on Sleight of Hand in existence, but he hopes that, at the least, these few remarks will prove interesting to conjurors.

The writer assumes, in the first place, that the reader will be performing one or more "sleights" or "combinations," described in the foregoing pages. This being so, the author advises the performer not to present the trick in detail as hereinbefore described. He should take the idea of a certain trick as his foundation, so to speak, upon which to build up his illusions. This will not be found at all difficult of accomplishment, but will, on the other hand, probably create in the mind of the artist a sense of originality hitherto absent. In conjuring, as in all other professions, originality stands pre-eminent as the root of success, and, unless the aspirant for honors in the magical world possesses a certain amount of absolute originality, the author fears his chances of making even a respectable livelihood are very remote indeed.

When a particular performer introduces a new idea, the same is immediately copied and imitated *ad lib.*, but the imitators and copyists never do much, for the simple reason that they are looked upon as not possessing sufficient originality to produce a novel act.

Almost without exception, all the imitators of "The Miser's Dream" that the author has witnessed have, in the course of their entertainment, used his original patter, word for word. This can be excused in young conjurors, starting up the ladder, but when certain performers, each with something of a reputation, not only perform the identical tricks but use exactly the same *boniment*, it certainly does not add to their reputation, but, on the contrary, undoubtedly does it injury.

The author was present, a few weeks since, at one of the

most popular places of entertainment in London, where a certain "greatest one that ever lived," etc., was "doing" "The Miser's Dream," with some of the additional effects described in this book, and for each particular experiment the performer spoke the exact patter as used by the writer during his extensive Palace Theatre engagement.

The author does not wish to appear egotistical, but simply mentions the foregoing facts to show the amateur how a reputation is "not" made.

Aspiring coin manipulators and conjurers have the writer's best wishes for their success, and should one ever do him the pleasure of calling upon him in any city where he is performing, he will be only too pleased to give him any personal advice in his power. But he impresses upon them the fact that they must invent and originate new ideas. Sit down and think, and think, and think again, until an idea occurs to you; then start to work to elaborate your idea, not only into a single trick, but, if possible, into a complete act. Cards, billiard balls, handkerchiefs, cigars, eggs, flags, etc., are each quite capable of being made into a whole act. Whatever your performance may consist of, endeavor to have as little as possible on the stage in the way of apparatus or preparation. In fact, the sleight-of-hand performer that appears on practically a bare stage, stands much more chance of "being talked about" than the one that has an elaborate and even costly "fit up." The latter, of course, may be pleasing to the eye, but it always savors of mechanism. A plain stage, with perhaps a single tripod *gueridon*, looks far more difficult for a conjuror to work upon than the "boxed-in" curtain arrangement now so frequently adopted by performers.

Now, having originated a new act, the next thing for the performer to do is to practise and learn the proper manner in which to present it to the public. If the performer is at all "heavy" and too serious, no matter how clever his dexterity is, the audience feel the same, whereas, on the other hand, if the artist possesses a pleasing manner, fluent speech, and exhibits the appearance of being quite at home, doing nothing in a stiff or awkward manner, the audience likewise are pleased. Of course, it will be said, "Yes, that's all very well, but enormous practice and public performance are essential to a perfect stage manner." This may, perhaps, be true to a certain extent, but, nevertheless, if the novice sets his mind on presenting an act in a certain manner, and always sticks to that manner, he will find that he will not have much further trouble about stage presence.

The conjuring profession is exactly like a business of any other description. It's the one that sells his goods in a proper manner that commands success. A grocer, for instance, may

have a splendid stock of goods, but, unless he treats his customers in a proper manner, he fails. So it is with the conjuror. He may possess the greatest possible dexterity, but, unless he can present same in an entertaining and interesting manner to the audience, his success is mediocre.

Many of the leading performers of the present day rely upon old tricks, confining their originality to the method of presenting same. Any readers that may have witnessed the excellent drawing-room entertainment of Dr. Byrd Page will, the author feels sure, appreciate this fact. This gentleman presents, almost without exception, old tricks, but dressed in such new clothing that they are almost unrecognizable. Mr. David Devant is another celebrated performer that possesses a talent for modernizing and improving old tricks. Some other performers that have long since made their reputation, rely simply on the old tricks, and never trouble about anything new.

The author advises young prestidigitators to witness all the performances of the conjurors he can, and then not make the usual mistake and copy one artist's particular style, but endeavor to imitate a style or manner of his own.

Horace Golden is one of the most successful American conjurors that has come to the "front" very rapidly in the past few years, and strictly on his merits. Mr. Golden, who is now billed as "The Great Golden," owes his success to his original methods. Aside from his marvelous tricks, nature endowed him with a "funny dialect," which adds greatly to his success. Golden's "bag of funny tricks" never fails to "make good" with all classes of audiences, as he has a peculiar and original style of his own. The writer has always admired Mr. Golden's performance, and predicts for him a great future in the magical world.

Another American conjuror and mystifier, who is now creating a sensation in Europe, is Harry Houdini. Mr. Houdini is styled the "King of Handcuffs," and justly, too. Houdini has completely baffled the police authorities all over the world by releasing himself from all kinds of *handcuffs, leg-shackles, and prison irons*. In Dresden, Germany, Houdini was locked securely by the police authorities with over 90 pounds of prison irons, and succeeded in releasing himself from all the locks in less than eight seconds, returning all of the irons, etc., *unlocked*. Houdini does not use "trick cuffs," and claims he does not use keys to unlock the locks. We understand that a certain dealer of magical apparatus in Germany (who, by the way, seems to be very jealous of the success of American conjurors), undertook to *unmask* and *expose* Houdini during his recent and most successful engagement in Berlin. This would be a very unprofessional thing to do, even

if he was capable of doing it, but we are pleased to note that the alleged *expose* was a failure, and the man that would make a fool of Houdini only succeeded in making a fool of himself—a just reward.

Mr. Houdini's *piece de resistance* is the familiar "trunk trick," but he deserves great credit for making the exchange so decidedly quick—the author has never seen the trick done so well—*another case of not what you do, but how you do it*. Of course, it naturally follows that Houdini has, and will have, *imitators*, notwithstanding his patents—but will the imitation be the same?

"MODERN COIN MANIPULATION" is now finished, and the "King of Coins," wand, or rather pen, in hand, makes his bow after presenting his first act as an author, trusting that this work, which will be followed by an elaborate treatise on all-around sleight of hand, embracing new sleights with cards, eggs, handkerchiefs, billiard balls, cigars, etc., will prove a useful manual to all that are interested in *l'Art Magique*.



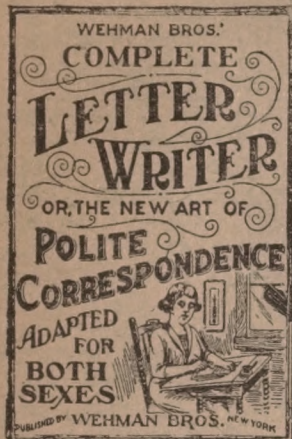
WEHMAN BROS.'

COMPLETE LETTER-WRITER

Or the New Art of Polite Correspondence.

PRICE 30 CENTS.

Adapted for both sexes. This is the best Letter-writer published. It teaches how to write a letter on any subject out of the writer's own head, or to compose a first-class, intelligent Business Letter, or a Love



Letter, or a Friendly Letter. It gives as samples, hundreds of letters of every kind and shows you how to carry on a long correspondence with a Lady or a Gentleman—Letters that will never fail to penetrate the heart. No other book has this **Mystery of Secret Correspondence**. Only French books have it. It is the book to refer to when you want to write what you cannot find words to express. It opens all the little rivulets that start from the soul, enabling you to write on any topic with ease and elegance; or how to write a Complimentary Note, or how to write for the Press, Rules on Spelling Correctly, on Punctuation, on Directing Letters, and an immense amount of information not to be found in any other book. There are many young people who are good scholars, but who are woefully deficient in ordinary letter-writing. They receive letters from friends, that they postpone answering on account of their own ignorance of elegant letter-writing, until at last they remain unanswered and they lose their correspondent. Many a son or daughter at school, receives beautiful letters from home, and wonder why they cannot write such letters in return. It is because they need practical instruction in letter-writing. It will be sent by mail, postpaid, to any address, on receipt of **30 Cents**.

The Secrets of Ancient and Modern Magic Or the Art of Conjuring Unveiled.

PRICE 30 CENTS.

As performed by the wonderful magicians Houdini, Col. Stodare and



Heller, giving all their best Stage Tricks, and full explanations for performing them. This book teaches you how to be a Magician, so that you can perform any trick done by them. You can bring Bowls of Fish from Empty Handkerchiefs; or Tell a Card by Smelling it; Send a Card from the Pack to any Person's Pocket; to Make a Card Rise Out of a Pack; to make a Dime Fly into the Center of an Apple; to make a Coin Answer Questions; to make it Shower Real Money; to Change a Handkerchief into an Egg; to take Borrowed Rings and Live Doves out of an Omelet; how to do the Solid Ring Trick; to make Fresh Flowers grow from an Empty Flower Pot; to pull Live Rabbits out of a Hat and then Roll them into one; it teaches the wonderful Sphinx Illusion Trick. It is worth \$100 to know this trick. It teaches the Indian Basket Trick, which might mean

a fortune to an amateur; to make a Drum Hang to the Ceiling top; to make a **Living Woman Sleep in Mid Air**. This book teaches hundreds of the best tricks for parlor and hall, and you can learn how to delight a company for two hours. \$1,000 has been received in a single night to see these tricks performed. This book will be sent by mail, postpaid, to any address on receipt of **30 Cents**.

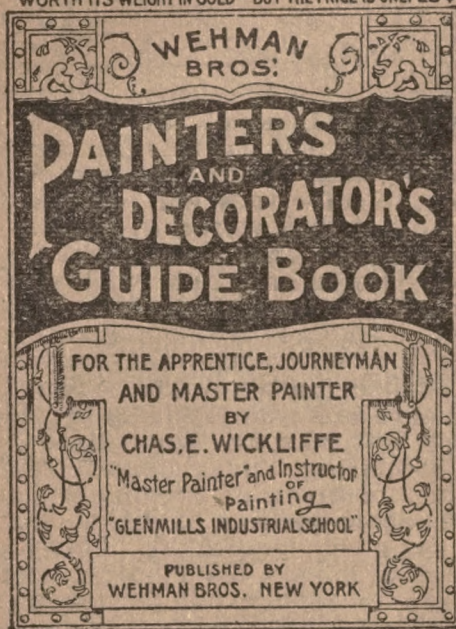
"Worth Its Weight in Gold," but the Price is Only 25 Cents.

WEHMAN BROS.' Painters' and Decorators' Guide Book

For the APPRENTICE, JOURNEYMAN, AND MASTER PAINTER.

By CHARLES E. WYCLIFFE,
Master Painter and Instructor of Painting.

"WORTH ITS WEIGHT IN GOLD"—BUT THE PRICE IS ONLY 25¢



CONTENTS:—Interior Work—Exterior Work—Exterior Painting for Seashore—Painting Iron Work—New Tin Roofs—Old Tin Roofs—Enameling—Ordinary Enameling in Woodwork—Ivory White—Prepare Walls for Paint—Preparing and Painting Walls—Rough or Stucco Walls—Egg Size—Distemper Color—Distemper Wall Preparation—Distemper Preparation—Alum Size with Soap—Alum Size without Soap—Paperhanger's Paste—Plaster Relief—White Pine Wood—Lincrusta Walton—Papiermache Relief—Hardwood Floors—Bad Ceilings—Muslin on Ceilings—Waxing Walls—How to Wash Walls—Hardwood Doors—Exterior Shingle Roofs—Canvas on Roofs—Cement Paint Putty—Clean Hardwood Work—Roughing—Stenciling—Stencil Colors—Stenciling Relief—Stenciling with Oil Colors—Quick Size—Color Mixing—No. 2 Muslin Ceiling—Hints on Painting Walls that Have Been Painted and Are to Be Repainted with One Coat of Paint.

The object of this work is to give clearly all the information that can be given in a book concerning the nature and properties of everything used by Painters and Decorators, and to show, in the simplest manner, how to do the best work in the shortest time at the least expense. Any man who owns a house, or is in the habit of doing his own repairing or renovating, could save considerable money by possessing a copy of this book. Sent to any address, by mail, postpaid, on receipt of **25 Cents**.



Hermann's Art of Magic.

PRICE 30 CENTS.

A practical treatise on how to perform modern tricks, by Prof. Hermann. Great care has been exercised by the author to include in this book only such tricks as have never before appeared in print. This assures the performer a secret and almost endless fund for suitable material to be used on all occasions. With little practice, almost any one can perform the more simple tricks, and with more practice, becoming more adept, he can perform the most difficult ones. No book published contains a greater variety of material for conjurers and sleight-of-hand performers than this book. Coins, cards, silk hat, handkerchiefs, and balls are all introduced in the many programs offered, thus affording one an endless variety from which to select for parlor or stage entertainments. This great book will be sent by mail, postpaid, to any address, on receipt of **30 Cents** per copy.

WEHMAN'S **BURNT CORK; or, the Amateur Minstrel**


PRICE 30 CENTS.



Frank Dumont, the author of this book, stood at the head of his profession—minstrelsy. He has prepared in this work a varied collection of the best negro wit and humor, as rendered by the leading stars and comedians of the present day. It contains humorous stump speeches, end men's jokes and stories, funny after-pieces and farces, comic recitations, plantation sketches, conundrums and finals, etc. Also full instructions for making wigs, preparing burnt cork, how to make up for different styles of characters, how to get up appropriate programs, and, in fact, everything pertaining to minstrelsy is so minutely and carefully explained that you could not fail to give an excellent performance with **Burnt Cork** in your possession. This book is acknowledged by professionals as one of the most complete works on the subject ever published, and the first step, after organizing a minstrel company, should be to procure a copy. It is filled with valuable pointers and it's indispensable to the amateur. It is printed on a good quality of paper, from clear, readable type, and bound in handsome, durable, colored cover. It will be sent by mail, postpaid, to any address on receipt of **30 Cents.**

Wehman's BOOK ON RABBITS; HOW TO BREED AND MANAGE THEM

PRICE 15 CENTS.



This book treats on this little animal from two points of view, firstly as a pet, and secondly, and most importantly, as a matter of profit. It tells how to arrange their houses, and gives careful instructions as to their food and treatment, in both health and disease. The breeding of rabbits is a very profitable employment. Many boys have earned more than the ordinary living of a man by carefully following the directions plainly set forth in this work. It is fully illustrated, and printed on a good quality of paper, from clear, readable type, and neatly bound in colored cover. Price **15 Cents.** by mail, postpaid.

WEHMAN BROS. ✓

WITCH'S DREAM-BOOK and FORTUNE-TELLER
PRICE 30 CENTS.



OLD ARRA, the queen of witches, was the most noted gypsy of modern times. She gives you the key to unlock the future, and makes every person his own Fortune-teller. It teaches you how to know the sex of children before birth; to know how soon you will marry, and what fortune you will have; who your future husband or wife will be; the lover's charm, or old witches' true method of telling fortunes by the grounds of a tea or coffee cup; to know if your love of a person will be mutual; fortune-telling by cards. It tells the number of wives or husbands you will have; how to write love letters secretly, so that they may not be discovered. The old witch can bring you good or evil fortune. Don't spurn her and you can control others and find lost or hidden treasures. She is powerful. Price, by mail, postpaid, only **THIRTY CENTS** per copy.


WEHMAN
BROS. ✓

HOW

TO BOX

PRICE
30 CENTS

—AND—



GYMNASTICS WITHOUT A TEACHER

This book gives the whole theory and practice of boxing. How to hit and hit hard; how to stop quickly and easily; and how to "get away" without even stopping a blow, are all explained plainly, so that any one can easily learn to be a perfect boxer without taking lessons. But to make it still more plain, 40 pictures show every possible attitude for blow, feint, stop, dodge, or "get away." Everything is so plainly told that any man can become so good a sparrer that he can defend himself and punish his attacker, while all that qualifies a game man to win in a prize fight is explained by pictures as well as by word. This book also explains, with numerous illustrations, all the different popular branches of Gymnastics, such as Balancing, Exercises with Furniture, Free Movements, Climbing, Leaping,

Parallel Bars, the Giant Stride, Horizontal Bar, the Wooden Horse, Vaulting, Swimming, etc. Sent by mail, postpaid, to any address on receipt of **30 Cents**. Address all orders to

COOPER'S COMIC READINGS AND RECITATIONS

PRICE 30 CENTS.



This is a new volume compiled by GEORGE COOPER. Many of the recitations and readings contained therein have never before been published in book form, and its contents comprises some of the best efforts of such world-renowned humorists as Mark Twain, Josh Billings, Artemus Ward, Bret Harte, Bill Nye, W. S. Gilbert, and others. This book will be sent by mail, postpaid, to any address, on receipt of 30 Cents

CONTENTS.

Amateur Orlando, The	General John	Old Man Speaks, The
Afear'd of a Gal	George Washington	Old Bookkeeper, The
Another Dish, Please	Girl of the Period, A	Only One
At Central Park	Head Tenor, The	Prize Fighter to His Girl, The
Adaptable Poem, An [Man	How He Fascinated Her	Photographing the Baby
Aurelia's Unfortunate Young	His Love	Poor Little Stephen Girard
At Long Branch	How to Get Rich	Prepared for Anything
Anger and Figures	He Was Spared	Parson's Sociable, The
Baby's Soliloquy	He Worried about It	'Round the Stove
Bumboat Woman's Story, The	Height of the Ridiculous, The	Red-headed Girl, The
Boy's Essay on Girls	His Lovely Innocence	Removal, The
Buck Fanshaw's Funeral	Half-way Doin's	Romeo and Juliet
Bicycle and the Pup, The	How They Said Good Night	Sneezing
Cold Baked Beans of My Mother	Invitation to the Menagerie	Specially Jim
Chinese "Excelsior," The	In the Dark	Serenade
Chicago Pivoters, The	In Holland	Spelling Match, The
Chop-Chow-Chin	Josh Billings on Courtship	Small Boy in the Dime Museum
Corns	Little Brother of the Rich	School Girl's Letter, A
Cart before the Horse, The	Little Billee	Stage Struck
Christmas Chimes	Mark Twain's Good Little Boy	Stage Baldheads [The
Country Sleighing	Modern Fables [The	Society upon the Stanislaw,
Chinaman and the Rats	Man Witch Didn't Drink Wotter,	Seaside Drama, A
Chiquita	Milestone, The	True Tale of William Tell, The
Doesn't Know the Words	Mystery of Gilgal, The	That Purp
Draw Poker	My Mother-in-law [Stove	To a Shoplifter
Deacon Jones	Mr. Perkins Helps to Move a	Twins, The
Elf Child	Night after Christmas, The	Torture
Emperor Wang, The	Nobody	Upon My Word She Did
Essay on Man, An	Ninety-nine in the Shade	Water
Goslin, The	Only a Pin	Yarn of the Nancy Bell

Persons in Foreign Countries must remit by POST-OFFICE MONEY ORDER

FOREIGN COIN, STAMPS, OR POSTAL NOTES NOT ACCEPTED.


AN EXTRAORDINARY 15-CENT OFFER!

**THE INITIATORY STEPS IN THE STUDY OF PRACTICAL MESMERISM AND
HYPNOTISM, CLEARLY, CONCISELY AND INTERESTINGLY WRITTEN.**

BOOK ON PRACTICAL

Mesmerism AND Hypnotism

The veil that has hidden Mesmerism and Hypnotism from the eyes of the world, is at last cast aside, and this mysterious domain explored in such a manner as to bring this great boon to humanity into an exact science. Barriers have been thrust aside, and this great knowledge has been grasped from the hands of those who wished to keep it from the people. No greater wealth can be gained than through a knowledge of Hypnotism. He who can control the body and mind of whomsoever he chooses, to him every hour is rich with love, every moment jeweled with joy, and the world's purse-strings are at his command. By this mysterious power you can enter the sacred portals of the mind, and greater still,



by a wave of the hand you can make that mind do your bidding. It is a great scientific discovery, for through its wonderful power disease can be banished as if by magic, and it is the only soother of pain that has no bad after-effect. Through its power any bad habit can be cured, and from it you can step from poverty's shadow into the glory of wealth's blessings. If you have a husband, wife, child, sister, brother or friend that is addicted to the liquor habit, or any other bad habit, through this wonderful power you can bring him back from the shadow of wrong and disaster into the sunshine of right and happiness. If you have lost the esteem or love, or if you wish to gain the esteem or love of anyone, it is within your power to do so. The love of a true man or woman is the greatest happiness that can be given to any human being. The following is a summary of its contents:—The qualifications of a good mesmerist—Persons that make the best subjects—Method of practice—How to mesmerize—How to awaken the sensitive—Practical hypnotism—Doctor Braid's method—Doctor Moll's process—Hypnotizing entirely by suggestion—To hypnotize in public—Phreno-manipulation—The principle of suggestion—The principle of hypnotism—How to hypnotize animals—To hypnotize a pigeon—To hypnotize a game cock—to hypnotize a canary, or any caged bird—To hypnotize dogs, cats, or rabbits—How to tame a vicious horse—Medical mesmerism—Nervousness—To mesmerize water—Medical mediums and clairvoyance. Many who have learned Mesmerism and Hypnotism are using the knowledge to good advantage by giving entertainments, thereby adding a neat sum to their incomes. Others are giving benefits under the auspices of different societies. All who have learned it have had numerous requests to display their powers, and have found their knowledge on this subject to be of great benefit, both socially and financially, many adepts earning as much as \$150 in a single night by giving entertainments and charging admission. Price of book, bound in neat and attractive cover, is only **Fifteen Cents** per copy.

HENRY TUCKER'S Clog-Dancing Made Easy


PRICE 15 CENTS.



The elements and practice of this art, so popular on the minstrel and vaudeville stage, are simplified and fully explained in this book, showing the steps and figures, giving examples, explanation of the terms used, and all information necessary for becoming a thorough and graceful dancer. The book also contains appropriate music for different styles of dances, also song-and-dance sketches with music. It is well printed and bound, with a colored cover. Price **15 Cents**, by mail, postpaid.

WEHMAN'S ATHLETIC EXERCISES For Health and Strength.

PRICE 15 CENTS.



Full directions are given in this book for training, walking, running, leaping, using dumbbells (both English and French style), the proper use of Indian clubs, etc. Athletic exercises are something of importance to every boy or growing young man. They have been adopted by all the leading colleges in the universe and pronounced a health-productive factor by all the leading professors. This book will teach the weak to become strong, and those who are strong to become stronger still. It is well printed and bound, and fully illustrated. Price **15 Cents**, by mail, postpaid.

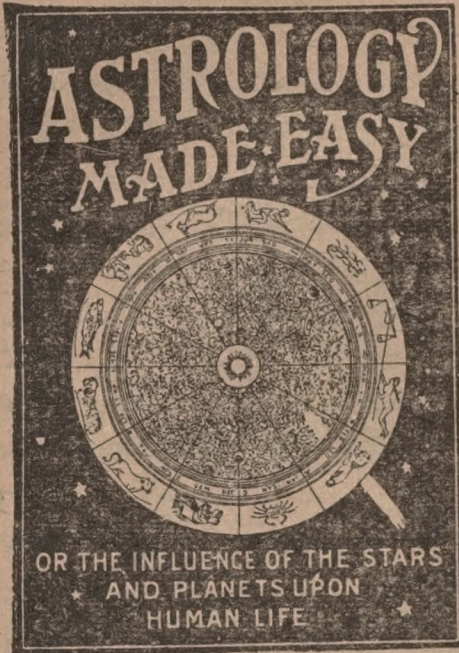
ASTROLOGY MADE EASY

OR

The Influence of the Stars and Planets upon Human Life.

PRICE 25 CENTS.

"Astrology Made Easy" is the title of this new book, and it is de-



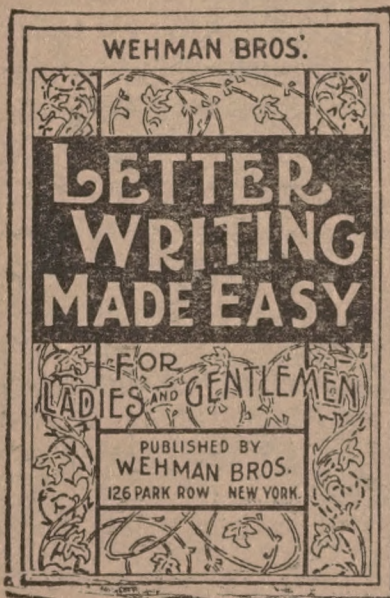
signed to teach the masses the wonders and mysteries of the great science of Astrology. The author is well versed in metaphysics, occult sciences, philosophy, theosophy, mysticism, and the wonderful truths taught by the seers, sages and Yogis of India and the Orient. The book is written in plain and simple language, which anybody can understand, and it tells how to delineate the character and the leading events of the life of persons born upon any day of the year. You have only to turn to the proper date and you will find your own horoscope, or that of any of your friends, carefully outlined according to the teachings of the great science of Astrology. It will be found helpful in many ways to read not only the delineation relating to one's own sign, but also to read those of your friends. This book will prove an almost endless source of entertainment among friends and at so-

cial gatherings. It is the result of deep thinking and profound study. "Astrology Made Easy" is a book of 64 large octavo pages, neatly bound in an attractive paper cover, and will be sent by mail, postpaid, upon receipt of only **Twenty-five Cents.**

Welman Bros.' LETTER-WRITING MADE EASY

For Ladies and Gentlemen

PRICE 30 CENTS.



This book shows plainly how to write letters upon almost every imaginable subject, giving numerous examples of model letters upon Love, Friendship, Business, and Legal Affairs, so that the most illiterate may easily learn how to compose an effective and correct epistle. To write a good letter is an extremely hard task to many—yes, even to some whose education has in no wise been neglected—and it is to assist such persons that this work is written. Many a young man, at a critical period in his life, has had his prospects completely ruined by his inability to properly express himself by letter. And the same thing applies to young women. It is worth many times its small cost. It is printed from large, clear type, on good paper, and bound in a neat and attractive cover. Price **30 Cents** per copy.

HERRMAN'S **BLACK ART**

—OR—

The Sciences of Magic, Witchcraft, Alchemy,
Necromancy, Mesmerism, Etc.

PRICE 30 CENTS.



The dark night of superstition will never end, and no day will ever break to drive away mankind's firm belief in the mysteries this wonderful book unravels. This book opens the sealed doors to all sciences mentioned in its title, and is the most complete and practical one now published on these subjects, at a low price. With this book in your possession all mystery will disappear, and what before seemed to you beyond human explanation, will become as clear as the light of day. It embraces twenty-four large chapters, in which the following subjects are fully explained by a most celebrated authority:

Human superstition and the occult sciences—Artificial somnambulism—Spirit mirrors—Influence of animal magnetism on the mind—Necessary precautions—Influence of animal magnetism on the body—Principles of Delruze—Plan of Mesmer—Rules governing spirit mediumship to be observed when forming spiritual circles—Psychology pathetism—How to perform the Davenport Brothers' spirit mysteries—Mesmerism—How to charm those you meet and love—How to make persons at a distance think of you—Electrical psychology—Magical sciences—Witchcraft and Magic—Alchemy—Black or diabolic magic—Magical forms and ceremonies—Necromancy—Apparitions—The Illuminati, and Phantasmagory.

The subject of Mesmerism, or Hypnotism, which is now occupying the public mind to a large degree, is treated on in this work to an almost exhaustive extent. By a knowledge of this art you can make the **weak as strong as a lion**, or the **"bully" as timid as a child**. You can cure disease, cause others to come to you, **love you, and obey your every wish**. Or, if you desire, you can make **fun by the hour** through its agency. Everything appertaining to this subject is carefully explained in every detail, in plain and concise language, so that any person of ordinary intelligence can fully comprehend it and meet with success, if they follow the instructions in this book, after a little practice at home. In the hands of some people, this book is a sure fortune. Send for a copy, it is a treasure, valuable all through one's life, and worth many times the small sum we ask for it. It is printed on a good quality of heavy paper, from clear, readable type, and neatly bound in a handsome colored cover. It will be sent by mail, postpaid, to any address on receipt of **30 Cents**.

THE MYSTERY OF Love, Courtship AND Marriage EXPLAINED

PRICE 30 CENTS.



This book explains how maidens may become happy wives, and bachelors become happy husbands in a brief space of time and by easy methods. Also, complete directions for declaring intentions, accepting vows, and retaining affection both before and after marriage, describing the invitations, the dresses, the ceremony, and the proper behavior of both bride and bridegroom, whether in public or behind the nuptial curtain. It also tells plainly how to begin courting, the way to get over bashfulness, the way to "sit up," the way to find the soft spot in a sweetheart's breast, the way to write a love letter, the way to easily win a girl's consent, the way to "do up things" before and after engagement, and hundreds of other things of vast importance to lovers. This is just the treatise to be in the hands of every young bachelor or maiden, every married man or woman, every widow or widower, young or old. It will be sent by mail, postpaid,

on receipt of **THIRTY CENTS.**

Wehman Bros.
Book on

HOW TO PLAY CHECKERS, CHESS AND DOMINOES.

PRICE 30 CENTS.

AN UP-TO-DATE AUTHORITY, AND RECOGNIZED BY ALL THE LEADING
PROFESSIONAL CHESS AND CHECKER PLAYERS.

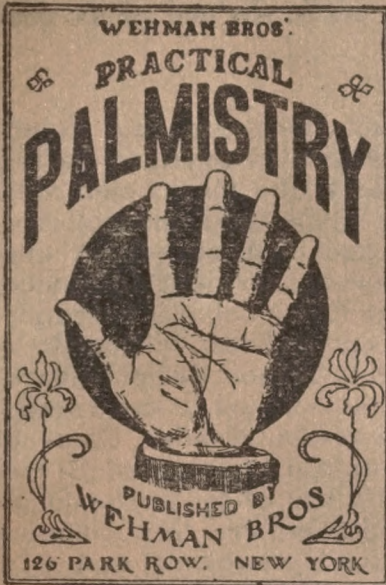


Containing Full Instructions for Play-
ing Checkers, Chess and Dominoes.

In this work the author has introduced a series of problems for the purpose of assisting the student in acquiring the habit of mental analysis, and there is nothing better calculated to assist and perfect a learner than the study of problems. Fully illustrated by diagrams. It will be sent by mail, postpaid, on receipt of **30 Cents.**

Address all orders to

Wehman Bros.' Practical Palmistry Price 30 Cents



This is the simplest and most comprehensive treatise on Modern Palmistry published. It is based on actual experiences, and there is no trait, no characteristic, no inherited tendency that is not marked on the palm of the hand—and they can all be traced with unerring accuracy by following the principles and instructions laid down in this book, enforced by numerous timely illustrations. In short, with the aid of this book you can read your own or anyone else's life history through the graven lines on the palms. Space will not permit us to give the whole contents here, but the following general subjects are treated fully, viz.: Part 1, Chiromnomy; Part 2, Chiromancy; and Part 3, Spaces and Signs. Love, Courtship, Marriage, Pleasure, Pain, Disappointment, etc., can all be traced if you acquire a knowledge of Palmistry. Even a casual reading of this book will enable you to know your own character better than you ever knew it before, but if a careful study be made

of the subject you can "know your future like a book." Sent by mail, postpaid, to any address, on receipt of 30 Cents.

A \$2.00 BOOK FOR ONLY 30 CENTS.

WEHMAN BROS.' BOOK OF 1000 WAYS TO GET RICH PRICE 30 CENTS.

To those that work hard for a mere existence, we have a few plain words to say. Every person wants to make money and wants to make it fast and easily. This book will tell them how. Many worthy people grow gray from hard work and have nothing to show for it. It is such people we address. Among the valuable secrets in this really great book there are many that require no capital and but little labor with no special ability. With any one of these recipes you can make money ten times easier than you could by hard work, and be your own master at that. This book is crammed full of recipes that will help you to become rich quickly. Not by peddling and forcing sales, but by making things that nearly everybody will buy. We know hundreds that have made from \$1,000 to \$10,000 by secrets learned out of this great book of "Money-making Secrets." No such word as "fail" about it. All the operations can be done in your own town. No "gift of gab" necessary. Things will sell themselves. No capital required to begin. The money rolls in from the start. Sent by mail, postpaid, of receipt of 30 Cents. Address



WEHMAN BROS.'

—BOOK OF—

125 CARD TRICKS

PRICE 30 CENTS.



Containing all the tricks and deceptions with cards ever invented, including the latest tricks of the most celebrated conjurers, magicians and prestidigitators properly explained, simplified and adapted for home amusement and social entertainments. Everything is so simply explained that any one can, with a little practice, perform the most difficult feats, to his own satisfaction and to the wonder and admiration of his friends. There is also added a complete exposure of all the card tricks made use of by professional card players and gamblers. It also shows how "skin" gamblers cheat and win money by their infernal "palm fling," and other tricks. These features make it the best work ever published on card tricks.

Sent by mail, postpaid, to any address on receipt of **30 Cents.**


WEHMAN BROS.'

COMBINATION PRIZE JOKER, No. 1.

PRICE 30 CENTS.



This book is well named, for it is in reality a combination prize joker, and would surely be awarded a prize by the fun-loving public were such the custom, for it contains the "cream" of all the mirth-provoking humor of recent times; and many of the jokes contained in this book were "launched into existence" by such comedians as Weber and Fields, Roger Bros., Lew Dockstader, Ezra Kendall, Joe Welsh, Frank Bush, John W. Kelly, George Thatcher, James Thornton, and many other well-known comedians. Every page is "boiling over with mirth and hilarity"—in fact, the whole book is "crammed, jammed, heaped up and running over" with humor. Price **30 Cents.** by mail, postpaid.



One Hundred and One Ways to
MAKE MORE MONEY
In Spare Time
at Home

OUTSIDE of the appetites, there is but one desire common to everyone—the desire to make money. The first recorded business transaction wherein actual money was used was when Abraham purchased the cave of Machpelah for a burial place for his wife at a cost of “400 shekels of silver, current money with the merchants.” This was 2,000 years before Christ.

Since then money has been in demand continuously and today, when husbands find it hard to get or hold steady jobs, when wives are at their wits ends to buy *all* the things they need, and every child is eager to earn extra money, the universal question is: “How can I earn more money?”

This book answers that question. Whether you live in the country or the city, you will find a dozen or more ways in which *you* can make money, by a careful reading of the pages of this book. Each of the hundred and one ways are *actual instances* of persons in ordinary walks of life who have used these means of adding to their incomes. Facts and figures are given in most cases and though costs of raw materials differ in some communities—the difference is very small—while the margin of profit increases according to your skill.

The reader is warned that there are no get-rich-quick or “miraculous” schemes in this book. These plans are bona fide, practical ways of making money. Choose your way, begin gradually and work hard. The result is assured. Others have done these things.

Price Fifty Cents