

The CCCC Wikipedia Initiative Speaker Series

Presents:

Addressing Academic Challenges to Wikipedia Editing

Join us for a discussion with
Dr. Jennifer Johnson on
some of the critical challenges
scholars face while editing
Wikipedia.



Today we will discuss...

1. Wikipedia: What is it exactly?
2. Key policies and guidelines
3. Creating an account
4. Exploring article tabs
5. Editing basics
6. Exercise: Edit an article
7. Exercise: Article exploration

With a goal of...

1. Getting you comfortable starting to edit Wikipedia articles within your field of expertise.



CCCC Wikipedia Initiative Mission

Established in 2019, the CCCC Wikipedia Initiative proceeds from the conviction that it matters to edit Wikipedia, especially for field experts committed to knowledge equity as a fundamental groundwork for social justice.

Writing expert knowledge into Wikipedia is one important way we can address knowledge gaps, imbalances, and misinformation online.



Improving Knowledge Equity with Scholars

Scholars have important access to knowledge and beliefs about topics and figures often undocumented on Wikipedia.

1. Unique community engagement.
2. Publicizing knowledge often kept behind paywalls.
3. Greater understanding of content gaps and how to fix them.
4. Power to bolster curriculum revisions at all levels.



Wikipedia: What is it exactly?

1. An online, multilingual encyclopedia maintained and edited entirely by volunteers.
2. A wiki-based website run by the Wikimedia Foundation (WMF), a nonprofit that supports several other open content platforms.
3. The flagship project in a global movement to create robust and accessible sources of free and open knowledge content.
4. Currently 58 million articles created across 300 different language version Wikipedias—all freely licensed under Creative Commons (CC-BY-SA).



Key Policies & Guidelines



The Five Pillars

1. Wikipedia is an encyclopedia.
2. Wikipedia is written from a neutral point of view.
3. Wikipedia is free content that anyone can use, edit, and distribute.
4. Wikipedia editors should treat each other with respect and civility.
5. Wikipedia has no firm rules.

Core Content Policies

1. **Verifiability** - only draw facts from reliable sources
2. **Notability** - plenty of independent sources
3. **No original research** - no claims without reliable sources

Article Quality Assessment

WikiProjects—a group of Wikipedia editors focused on improving articles around a specific topic or field of interest—review and assess article content.

+ GA	The article has attained good article status, having been examined by one or more impartial reviewers from WP:Good article nominations . More detailed criteria [show]
B	The article is mostly complete and without major problems but requires some further work to reach good article standards. More detailed criteria [show]
C	The article is substantial but is still missing important content or contains much irrelevant material. The article should have some references to reliable sources, but may still have significant problems or require substantial cleanup . More detailed criteria [show]
Start	An article that is developing but still quite incomplete. It may or may not cite adequate reliable sources. More detailed criteria [show]
Stub	A very basic description of the topic. Can be well-written, but may also have significant content issues. More detailed criteria [show]

Article Quality Assessment (2)

Article **Talk** Read Edit source New section View history ☆ More ▾ Search Wikipedia

Talk:Anita Hill

From Wikipedia, the free encyclopedia

 This article is of interest to multiple **WikiProjects**. [hide]

WikiProject Biography	(Rated C-class)	[show]
WikiProject Gender studies	(Rated C-class, Low-importance)	[show]
WikiProject Oklahoma	(Rated C-class, Low-importance)	[show]
WikiProject African diaspora	(Rated C-class, Top-importance)	[show]
WikiProject Women writers	(Rated C-class, Low-importance)	[show]
WikiProject Law	(Rated C-class, Low-importance)	[show]
WikiProject Women's History	(Rated C-class, Low-importance)	[show]
WikiProject Writing	(Rated C-class, High-importance)	[show]

WP:ASSESS



Notability: What can be added?

If a topic or person is considered notable by Wikipedia's community-curated guidelines, it can be added

“A topic is presumed to be suitable for a stand-alone article or list when it has received **significant coverage in reliable sources that are independent of the subject**”

Subject-specific notability guides govern specific types of articles

Academic Notability Criteria

1. Reproduces structures of discrimination that exist in traditional academic reward systems and leans too heavily on metrics catered to scholars in STEM fields.
2. Take into account nationally recognized awards, editorship of a major academic journal, and use of scholarship in course curricula as justification for academic notability.

Creating an Account



Choosing a Username

Be mindful of...

1. Using your real name in/as your username.
2. Your account linking to other Wikimedia projects

Policies...

1. Pick a username that refers to an individual or single entity (no institutions, groups, etc).
2. No disruptive, misleading, or offensive names

Changing a Username

If you have not been editing for very long, it is easier to create a new account than to change your username.



Create an Account or Log in

1. Go to en.wikipedia.org and click on 'Create account' found on the top right.
2. Although it is not required to add an email address, it is highly recommended to receive notifications about changes to your watched articles.

Username (help me choose)

Password

It is recommended to use a unique password that you are not using on any other website.

Confirm password

Email address (optional)



Event Page: Sign in (1)

[Past spotlights](#) • [Writing recommendations](#) • [Article worklist](#) • [Editing resources](#) • [Advice](#) • [Setting goals](#) • [September programs & events](#)

Spotlight on University Writing Programs


This month, WikiProject Writing is collaborating with the **UCSB Writing Program** to develop articles that affect equitable understandings of the work of university writing programs. These articles include biographies of academics and relevant articles within writing studies. We aim to work together to address [inequities](#) on Wikipedia as we create and contribute to these articles.


Our main goals are to . . .

- 1. Set writing goals:** Create achievable goals for contributions to a target article or articles.
- 2. Coordinate collaboration:** Form writing groups of WikiProject Writing participants interested in improving the same article or articles.
- 3. Combat knowledge inequities:** Address content gaps by creating new content with attention to the research and scholarship of marginalized writing studies teacher-scholars.

[Shortcut](#)

WP:WRITING_PROGRAMS



WikiProject Writing logo in blue 

WP:WRITING_PROGRAMS



Event Page: Sign in (2)

Click on 'edit source' next to the 'Sign up here' heading.

Setting goals [\[edit source \]](#)

Sign up here [\[edit source \]](#)

Add your username and any goals for article creation or specific articles you'll be working on below.


Copy and paste this format and add any goals for article development after the colon (:). Add this with a new bullet point below the other participant sign ups:

~~~~:

# Event Page: Sign in (3)

Add a bullet point (\*) and four tildes (~ ~ ~ ~) to leave a digital signature

## Editing Wikipedia:WikiProject Writing/Events (section)

 Content that *violates any copyrights* will be deleted. Encyclopedic content must be verifiable through *citations to reliable source*

**B** *I* x      > [Advanced](#) > [Special characters](#) > [Help](#) > [Cite](#)

==== Sign up here ====

Add your username and any goals for article creation or specific articles you'll be working on below.

<!-- WELCOME! PLEASE SIGN UP BELOW THIS LINE -->

:Copy and paste this format and add any goals for article development after the colon (:). Add this with a new bullet point below the other participant sign ups:

:<nowiki>~~~~:</nowiki>

\* [[User:PurpleProses]]: This month I plan to create the Secondary Writing Page, add to the editing page to elaborate on the editing process, and add more to Dr. Gwendolyn Pough's page.

\*~~~~

<!-- THANK YOU FOR SIGNING UP ABOVE THIS LINE -->

# Event Page: Sign in (4)

Click “Publish changes” and you’re done!

**Edit summary** (Briefly describe your changes)

This is a [minor edit](#)  Watch this page Permanent ▾

By publishing changes, you agree to the [Terms of Use](#), and you irrevocably agree to release your work under the [CC BY-SA 4.0 License](#). You agree that a hyperlink or URL is sufficient attribution under the Creative Commons license.

**Publish changes** Show preview Show changes Cancel

# Exploring Article Tabs



# Article Talk Page

An individual article forum to discuss specific issues or ideas  
with other Wikipedia editors

Article **Talk** Read Edit source New section View history  More  

## Talk:Conference on College Composition and Communication

From Wikipedia, the free encyclopedia



This article is of interest to the following **WikiProjects**: [hide]

|                                                            |                     |
|------------------------------------------------------------|---------------------|
| <b>WikiProject Academic Journals</b> (Rated C-class)       | <span>[show]</span> |
| <b>WikiProject Writing</b> (Rated C-class, Mid-importance) | <span>[show]</span> |

**Proposed merge with CCCC Chair's Address** [edit source]

No independent notability for this address. Randykitty (talk) 19:41, 16 November 2013 (UTC) [reply]

- I have redirected that article here. As there is no notability for the address and this article already suffers from too much intricate detail, I have not merged any content (which had absolutely no independent sourcing either). --Randykitty (talk) 09:23, 14 May 2015 (UTC) [reply]

# View Article History (1)

See all prior versions of an article including timestamp, editor, and contributions

Article [Talk](#) [Read](#) [Edit](#) [Edit source](#) [View history](#) [★](#) [More](#)

## Writing: Revision history [? Help](#)

[View logs for this page \(view filter log\)](#)

[Filter revisions](#)

External tools: [Find addition/removal](#) <sup>(Alternate)</sup> · [Find edits by user](#) <sup>(Alternate)</sup> · [Page statistics](#) · [Pageviews](#) · [Fix dead links](#)

For any version listed below, click on its date to view it. For more help, see [Help:Page history](#) and [Help:Edit summary](#). (cur) = difference from current version, (prev) = difference from preceding version, **m** = minor edit, **→** = section edit, **←** = automatic edit summary  
(newest | oldest) [View](#) ([newer 50](#) | [older 50](#)) ([20](#) | [50](#) | [100](#) | [250](#) | [500](#))

[Compare selected revisions](#)

- [\(cur | prev\)](#)  13:27, 8 March 2022 [Compositionist](#) ([talk](#) | [contribs](#)) . . (42,527 bytes) (+22) . . (→*See also: added writing process to 'see also'*) ([undo](#) | [thank](#)) [[automatically accepted](#)]
- [\(cur | prev\)](#)  07:25, 4 March 2022 [Compositionist](#) ([talk](#) | [contribs](#)) . . (42,505 bytes) (+422) . . (*added two dimensions for individual writing motivations, cited one*) ([undo](#) | [thank](#)) (*Tag: Visual edit*) [[automatically accepted](#)]



# View Article History (2)

The oldest version of the Wikipedia article on Writing documented in March 2001:

Article Talk Read Edit Edit source View history ★ More ▾  Q

## Writing

From Wikipedia, the free encyclopedia

This is an **old revision** of this page, as edited by **Josh Grosse** ([talk](#) | [contribs](#)) at 22:51, 22 March 2001. The present address (URL) is a **permanent link** to this revision, which may differ significantly from the current revision.

(diff) ← Previous revision | Latest revision (diff) | [Newer revision](#) → (diff)

Symbols for the recording of **language**. The first writing system was **cuneiform**, which emerged among the **Sumerians** towards the end of the 4th millenium BC; however it was followed closely by the appearance of writing in **Egypt** and the **Indus valley**, and since then writing has appeared independently a number of times, associated with various civilizations.

- Kinds of writing
  - Ideogram
  - Syllabary
  - Alphabet
- Calligraphy
  - Minuscule
- Spelling





# Watching Articles

Click on the blue star on a specific article to add it to your watchlist.

If you have an email attached to your account, you will receive notifications about edits to the article.



The screenshot shows the Wikipedia interface for the article "Writing". At the top, there are navigation tabs: "Article" and "Talk". To the right, there are action buttons: "Read", "Edit", "Edit source", "View history", a blue star icon (circled in red), and "More". A search bar labeled "Search Wikipedia" is also visible. The article title "Writing" is prominently displayed, followed by the text "From Wikipedia, the free encyclopedia". Below this, a red text box indicates that the article and its talk page have been added to the user's watchlist permanently. A dropdown menu shows the watchlist time period is set to "Permanent". The main content of the article begins with a definition of writing as a medium of human communication.

Article Talk

Read Edit Edit source View history **★** More ▾ Search Wikipedia

## Writing

From Wikipedia, the free encyclopedia

*"Write" redirects here. For other uses, see Write (disambiguation).*

**Writing** is a medium of human communication that involves the representation of a language through a system of physically inscribed, mechanically transferred, or digitally represented symbols. Writing systems are not themselves human languages (with the debatable exception of computer languages); they are means of rendering a language into a form that can be reconstructed by other humans separated by time and/or space.<sup>[1][2]</sup> While not all languages use a writing system, those with systems of inscriptions can complement and extend capacities of spoken language by enabling the creation of durable forms of speech that can be transmitted across space (e.g., correspondence) and stored over time (e.g., libraries or other public records).<sup>[3]</sup> It has also been observed that the activity of writing itself can have knowledge-transforming effects, since it allows

"Writing" and its talk page have been added to your watchlist permanently.

Watchlist time period:

Permanent ▾

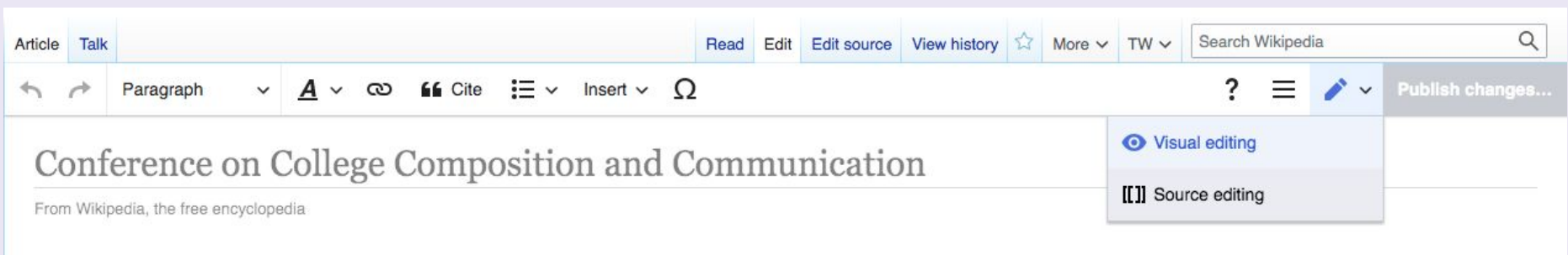


# Editing Basics



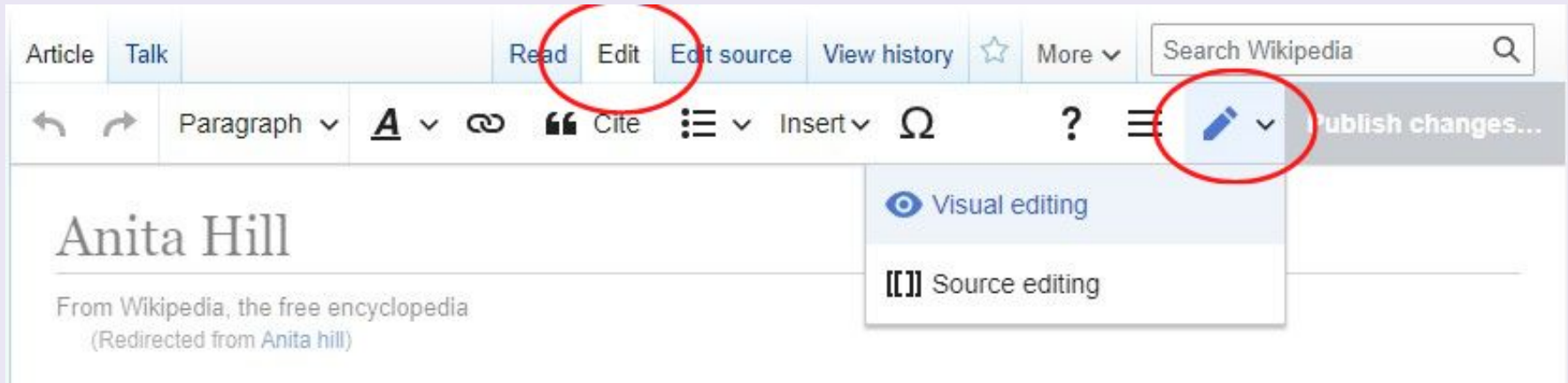
# Visual vs. Source Editing

| Visual Editor                                                            | Source Editor                                                                                                                           |
|--------------------------------------------------------------------------|-----------------------------------------------------------------------------------------------------------------------------------------|
| <p>Make edits directly on the page, no wikitext knowledge necessary.</p> | <p>A special wikitext markup used to format &amp; style wiki pages.</p> <p>It is necessary to use wikitext when editing talk pages.</p> |



The screenshot shows the top portion of a Wikipedia article page. At the top, there are tabs for 'Article' and 'Talk'. Below these are navigation links: 'Read', 'Edit', 'Edit source', 'View history', a star icon, 'More', and 'TW'. A search bar labeled 'Search Wikipedia' is on the right. Below the navigation is a toolbar with icons for undo, redo, paragraph, text color, link, cite, list, insert, and a help icon. The main content area displays the title 'Conference on College Composition and Communication' and the subtitle 'From Wikipedia, the free encyclopedia'. On the right side, a dropdown menu is open, showing two options: 'Visual editing' (selected) and 'Source editing'.

# Editing with Visual Editor



Paragraph ▾

Choose different headings, subheadings, and text formatting options



Create links between Wikipedia articles

Insert ▾

Insert photos, an auto generated references list, and special templates

# Adding Citations (1)

Article Talk Read Edit Edit source View history More Search Wikipedia

Paragraph Publish changes...

## Anita Hill

From Wikipedia, the free encyclopedia  
(Redirected from Anita hill)

**Add a citation**

- Automatic
  - Website
  - News
  - Basic
- Manual
  - Book
  - Journal
- Re-use

... researcher in materials and process engineering, see Anita Hill (researcher).

... educator and author. She is a professor of social policy, law, and ... of the university's Heller School for Social Policy and ... he accused U.S. Supreme Court nominee Clarence Thomas, her ... he Equal Employment Opportunity Commission, of sexual harassment.

**Anita Hill**

## Early life and education [ edit | edit source ]

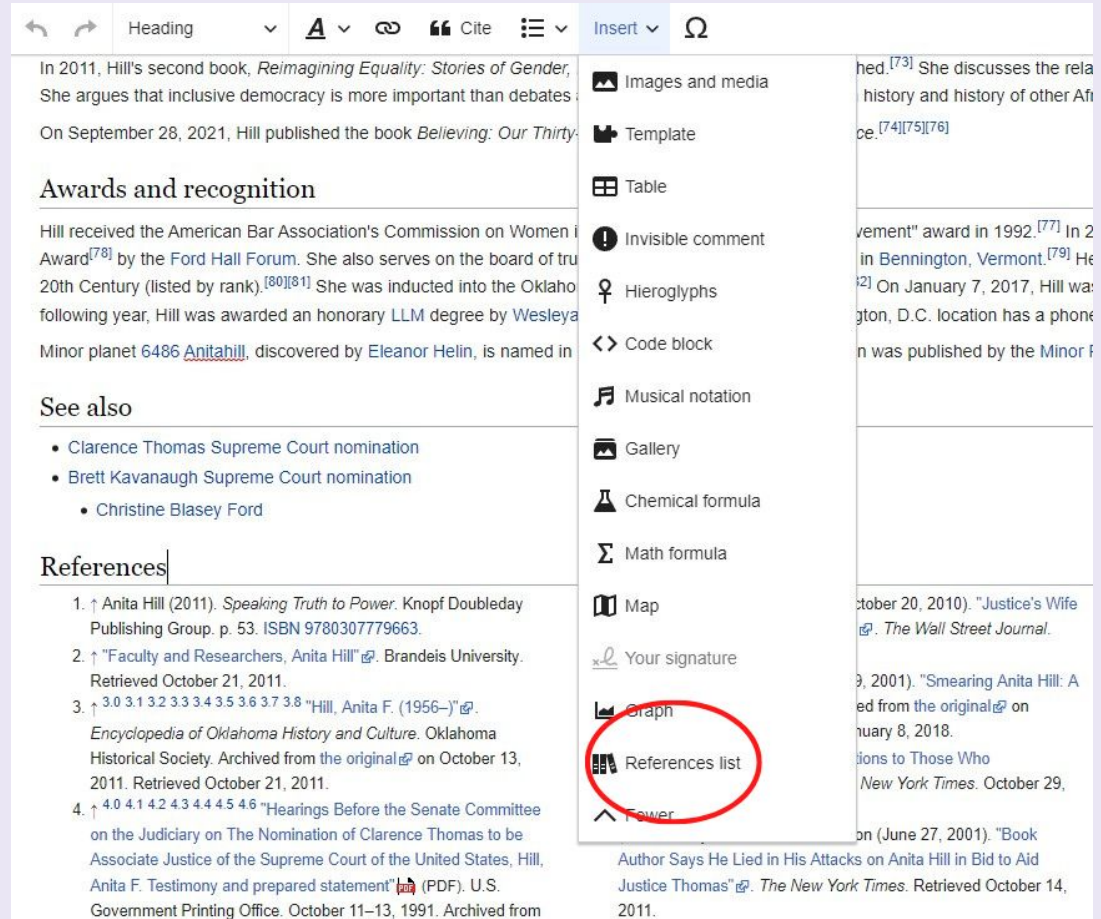
Anita Hill was born to a family of farmers in Lone Tree, Oklahoma, the youngest of Albert and Ernest Hill. Her grandparents had been born into slavery.<sup>[5]</sup> Hill was raised in the Baptist faith.<sup>[3]</sup>

Hill graduated from Morris High School, Oklahoma in 1973, where she was class valedictorian.<sup>[6]</sup> She went on to Yale Law School, obtaining her Juris Doctor degree with honors in 1980.<sup>[3][7]</sup>

"Hill, Anita F. (1956–)". *Encyclopedia of Oklahoma History and Culture*. Oklahoma Historical Society. Archived from the original on October 13, 2011. Retrieved October 21, 2011.

# Adding Citations (2)

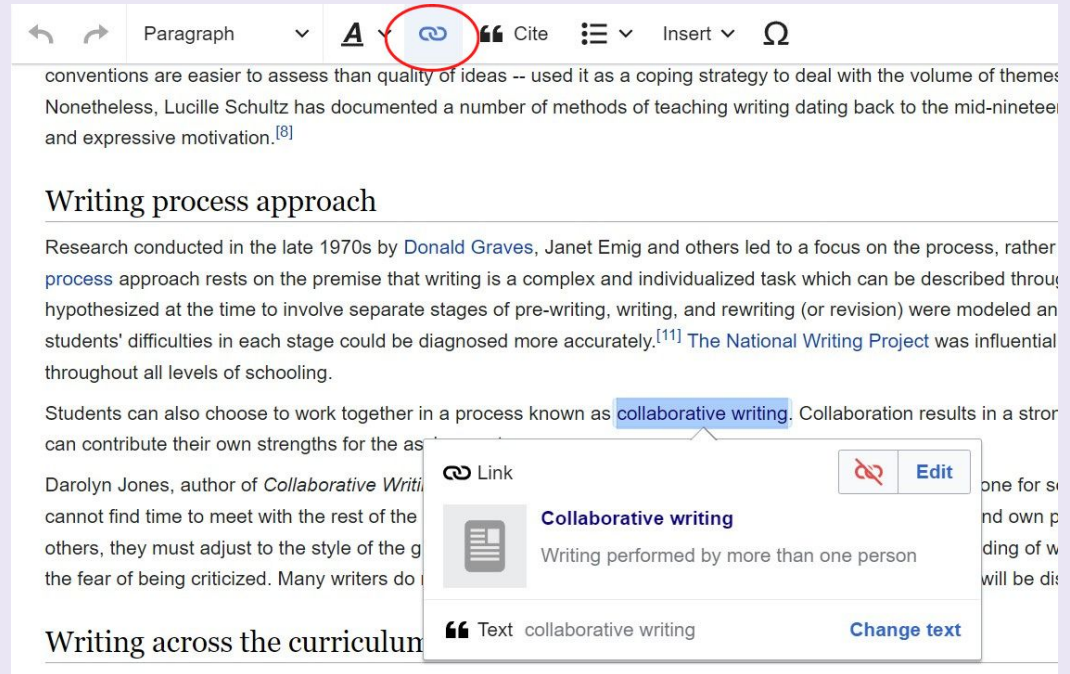
1. Add a heading for 'References' at the bottom of an article.
2. Place cursor below the heading and select 'References list' from the 'Insert' drop down menu.
3. A list of all in-line citations will auto populate in this area.



The screenshot shows a Wikipedia article editor interface. The article content includes sections for 'Awards and recognition' and 'See also', followed by a 'References' section with four numbered entries. The 'Insert' menu is open on the right, and the 'References list' option is circled in red. The article text includes references to Anita Hill's books and her Supreme Court nomination.

# Adding Wiki Links

1. Hyperlinks to other Wikipedia articles can be added throughout an article to improve article traffic
2. If an article cannot be found and is considered notable, you can create a red link signalling to the community that the article needs to be created



The screenshot shows a Wikipedia article editor interface. The top toolbar includes a 'Link' icon (a chain link) which is circled in red. Below the toolbar, the article text is visible, with a blue link labeled 'collaborative writing' highlighted. A dialog box is open over the text, showing the 'Link' tab. The dialog box contains a search icon, the text 'Collaborative writing', and a description: 'Writing performed by more than one person'. There are also buttons for 'Edit' and 'Change text'.

Wikipedia article: Teaching Writing in the United States

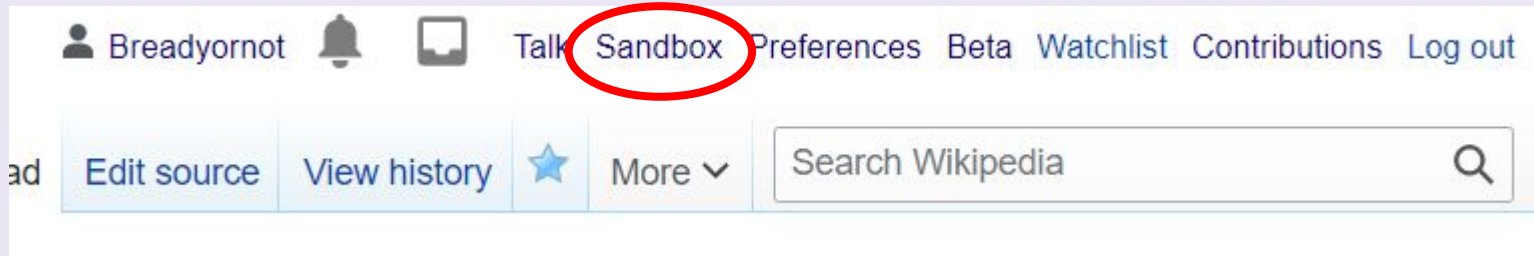
# Creating Article Drafts (1)

Creating article drafts in your sandbox:

1. Click on your “sandbox” in the top right next to your username.
2. When you are done drafting your article, you can either move your article to the draft or mainspace.
3. Select “More” and then “Move” from the dropdown menu next to the star icon.



# Creating Article Drafts (2)



# Creating Article Drafts (3)

Moving your article to the mainspace:

1. Select “Article” under “New Title.”
2. Add the article title next to this field.
3. Add your reason for moving, either ‘Ready for draftspace” or “Ready for mainspace” are sufficient.
4. Uncheck “Move associated talk page” if you have existing content on your user talk page unrelated to the article.

# Creating Article Drafts (3)

Creating sandbox drafts:

**Move page**

New title:

(Article) ▼

Reason:

Move associated talk page

Watch source page and target page

**Move page**

# Questions?



Wikimedia Foundation, CC BY-SA 3.0



# Let's Edit!



# Exercise: Edit an article

1. Make a small edit to an article listed on the event page. Consider contributing:
  - a. Copyedits
  - b. Citations
  - c. External links
2. Add a few areas for improvement to the talk page of the article. Make sure to sign your name with four tildes (~ ~ ~ ~).



# Exercise: Article exploration

Look up an article related to a course you are teaching this fall. Consider these questions:

- Is the information presented accurate and equitable? If not, what specific concepts, frameworks, or sections need to be revised?
- Is there anything missing? What scholars and/or scholarship need to be added?
- What will your students learn from the article?

