

# **Historic, Archive Document**

Do not assume content reflects current scientific knowledge, policies, or practices.



62.31

1900

LIBRARY  
RECEIVED  
1900  
U.S. DEPARTMENT OF AGRICULTURE

# DESCRIPTIVE CATALOGUE



OF  
HIGH  
GRADE

# SEEDS

WOOD & STUBBS,  
SEEDSMEN.

COR. BROOK  
& JEFFERSON STS.,

LOUISVILLE, KY.

# CONTENTS OF CATALOGUE.

	PAGE.		PAGE.
Acme Brand Fertilizers, . . . . .	63	Dahlias, . . . . .	48
Agricultural Seeds, . . . . .	49 to 60	Egg Plant, . . . . .	17
Artichoke, . . . . .	6-60	Endive, . . . . .	17
Asparagus, . . . . .	6	Farm Seeds, . . . . .	49 to 60
Beans, Dwarf, . . . . .	7-8	Fertilizers, Acme Brand, . . . . .	63
" Snap, . . . . .	7-8	" Lawn and Garden . . . . .	38-63
" Pole, . . . . .	9	Flower Seeds, . . . . .	39 to 47
" Soja, . . . . .	58	Flowering Bulbs, . . . . .	48
" Navy, . . . . .	58	Garden and Farm Calendar, . . . . .	4
" Velvet, . . . . .	58	Garden Requisites, . . . . .	64
Beets, . . . . .	10	Garden Suggestions . . . . .	2
Bird Seed, . . . . .	37	Gladiolus, . . . . .	48
Beggar Weed . . . . .	57	Grass Edger, . . . . .	47
Broccoli, . . . . .	9	Grass Seeds, . . . . .	49 to 51
Broom Corn, . . . . .	60	Grass, Lawn, . . . . .	5-38
Brussels, Sprouts, . . . . .	9	Herbs, . . . . .	18
Buckwheat, . . . . .	59	Insecticides, . . . . .	65
Bulbs, Flowering, . . . . .	48	Kale, . . . . .	18
Cabbage, . . . . .	11-12	Kohl Rabi, . . . . .	18
Cahoon Seeders, . . . . .	53	Labels, Plant, . . . . .	64
Carrots, . . . . .	13	Lawn Grass, . . . . .	5-38
Cauliflower, . . . . .	13	Leek, . . . . .	18
Celery, . . . . .	14	Lenox Sprayers, . . . . .	64
Clover Seed, . . . . .	52-53	Lettuce, . . . . .	19
Collards, . . . . .	14	Mangel Wurzel, . . . . .	10-58
Corn, Garden, . . . . .	15-16	Melon, Musk, . . . . .	20-21
" Field, . . . . .	54-55	" Water, . . . . .	21-22
" Pop, . . . . .	16	Millet, . . . . .	59
Corn Salad, . . . . .	16	Millo Maize, . . . . .	60
Cow Peas, . . . . .	57	Mixed Flower Seeds, . . . . .	45
Cress, . . . . .	17	Mustard, . . . . .	17
Cucumber, . . . . .	16-17	Oats, . . . . .	56
		Okra, . . . . .	23
		Onion Seed, . . . . .	23
		Onion Sets, . . . . .	24
		Parsley, . . . . .	24
		Parsnips, . . . . .	24
		Peanuts, . . . . .	30
		Peas, Garden, . . . . .	25 to 27
		" Field, . . . . .	56
		Peas, Cow, . . . . .	57
		Pepper, . . . . .	27
		Planet Jr. Garden Tools, . . . . .	61
		Plant, Bed Cloth, . . . . .	64
		Potatoes, Sweet, . . . . .	30
		" Irish, . . . . .	28-29
		Poultry Supplies, . . . . .	37
		Pumpkin, . . . . .	30
		Radish, . . . . .	31-32
		Rape, . . . . .	59
		Rhubarb, . . . . .	32
		Salsify, . . . . .	32
		Seeds of Special Merit, . . . . .	3
		Slug Shot, . . . . .	65
		Sorghum, . . . . .	60
		Spinach, . . . . .	62
		Sprayers, . . . . .	62-64
		Squash, . . . . .	33
		Sunflower, . . . . .	60
		Teosinte, . . . . .	60
		Tobacco, . . . . .	36-37
		Tomato, . . . . .	34
		Tuberose, . . . . .	48
		Turnip, . . . . .	35

## GENERAL INFORMATION AND TERMS OF SALE.

**SEND YOUR ORDER IN EARLY**, before the rush of business comes on, giving with every order your name, post-office, railroad depot, express office, and State, written as plainly as possible.

**HOW TO SEND MONEY.** Money can safely be sent by bank check, post-office order, express money order, registered letter, or express. Postage stamp remittances in small amounts are also satisfactory.

**QUICK FREIGHT SHIPMENTS.** Louisville is the best distributing point in the South, railroads radiating in every direction giving prompt and efficient service and low freight rates. Nearly every order is filled the same day as received, so that our customers can depend on having their orders filled promptly and delivered without any delay.

**SEEDS BY EXPRESS.** By special agreement, the express companies will carry seeds and plants from Louisville to all points in the South at a rate of twenty per cent. less than usual merchandise rates.

**SEEDS BY MAIL POSTAGE PAID.** We pay the postage on packets, ounces and quarter-pounds. When ordering in larger quantities to be sent by mail, add for postage 8 cents per pound or pint, 15 cents per quart, except on Onion sets, postage on which is 10 cents per quart.

**PREMIUMS.** Don't forget that for every \$1.00 remitted for seeds in packets and ounces you can order 25 cents worth extra. Thus, for \$1.00 remitted, order \$1.25 worth; for \$2.00 remitted, order \$2.50 worth, and so on. **This applies to packets and ounces only.**

**OUR PACKET SEEDS** are extra large, well filled packets, containing in most instances, two or three times the quantity of seeds contained in the half-size, poorly-filled packets and commission seeds sold throughout the country. We believe in supplying liberal-sized packets of best seeds at reasonable prices.

**PRICES OF GRASS AND CLOVER SEEDS, SEED GRAIN, SEED POTATOES,** and other field seeds are constantly fluctuating. The prices given in this catalogue are those ruling at the time this is issued January 1st. We will take pleasure at any time in quoting prices on request, or will always fill any orders entrusted to us at as low prices as possible for first-class seeds.

**ABOUT WARRANTING SEEDS.** While we exercise the greatest care to have all seeds pure and reliable, we give no warranty, expressed or implied, as to description, quality, productiveness, or any other matter connected with the goods we send out, and will not be in any way responsible for the crop. If the purchaser does not accept the goods on these terms, they are to be returned at once, and any money that has been paid for them will be refunded. Every order received for articles in this catalogue will be executed on these conditions only.











# FOR YOUR PERSONAL CONSIDERATION.

IN THE first place we wish to extend Greetings for 1900, "May you all live long and prosper." On the prosperity of the country depends the wealth of the nation. The mutual interests of the Seed Merchant and Planter for Agricultural and Horticultural advancement are self-evident.

This Catalogue has a three-fold object. 1st. To secure your order for Seeds, etc. 2nd. To introduce New and Desirable Varieties and to suggest improvements in Crops. 3rd. Not only to serve as a valuable Seed Catalogue but as a complete Manual and Guide for the Farm and Garden. We hope you will be sufficiently interested to preserve it for reference and would suggest that you **Hang It Up** so that it will not be destroyed or lost.

We feel sure from our large and growing business that our efforts in supplying the **Very Best Seeds** have been appreciated and we desire to thank the many customers who have entrusted their orders with us. To those from whom we have not as yet had the pleasure of receiving an order for **Wood & Stubbs' Seeds** we would say, "**Send us your order this year,**" believing that high quality with upright and liberal dealings will make you a customer of ours always. Hoping to receive your patronage we are,

Very truly yours,

**WOOD & STUBBS.**

LOUISVILLE, KY., January 1st, 1900.



LUCAS MOORE, COMMISSIONER

## DEPARTMENT OF AGRICULTURE, LABOR & STATISTICS.

*Frankfort, Ky.,* Oct. 28, 1899.

Messrs. Wood & Stubbs.

Louisville, Ky.

Gentlemen:

It gives me great pleasure to testify that the seeds purchased from you, for this Department and distributed in the various sections throughout the State, have given the very best satisfaction to our people. I note with pleasure the establishment of a good seed house in our State and believe it has been a long needed want. Kentuckians believe in patronizing their home people and there is no reason why there should be annually, large sums of money sent to dealers in other states when equally as good or better stocks can be obtained at home.

I cordially wish you success and believe, from my own extensive experience with your seeds, that there will be no doubt of your building up a splendid trade among the best people of Kentucky.

Very truly yours.

*Lucas Moore,*

Commissioner of Agriculture.

# General Rules for a Successful Garden.

Good soil, liberal manuring, thorough preparation, good seeds properly planted and judicious cultivation are the main essentials for producing Good Vegetables and Beautiful Flowers. A good light, loamy soil is always best for garden purposes and the best results will only be obtained when this is deeply plowed or dug, thoroughly pulverized and made as rich as possible. Do not work ground however when it is wet. Well rotted manure or a good commercial fertilizer, such as our Acme Brand Fertilizers, should be liberally applied and thoroughly worked in and incorporated with soil, as seeds or plants coming in direct contact with masses of manure or fertilizer will in most cases be destroyed. Bear in mind that good preparation is more than one-half the battle.

**SOWING.** As the majority of all complaints of failure of seeds arises from insufficient knowledge of the circumstances affecting germination we wish to impress the following suggestions:

**First, Sowing at the Right Time.** Under the head of each variety in this Catalogue and in the "Garden and Farm Calendar" we state about the time each variety of seeds should be planted. Of course this will have to be modified to suit various sections of the country and also will depend somewhat on the season. Fine seeds should not be sown when the ground is wet, nor when too dry unless it is well watered afterward.

**Second, Depth and Covering.** Assuming the ground has been freshly dug, thoroughly pulverized and raked smooth and fine, the seeds can be sown either in rows or broadcast. In most cases sowing in rows is best; the seeds come up better, plants are more easily worked, thinned, transplanted and weeded, and it is easier to gather the crop. The depth at which seed should be planted depends on the kind of seed and will be best learned from practical experience. It can be judged usually by the size of the seed and a good general rule is to cover with a layer of soil equal to about three or four times the diameter of the seed. Thus seeds about the size of Turnip or Pansy should be planted from  $\frac{1}{4}$  to  $\frac{1}{2}$  inch deep. Beans and Corn one to two inches, etc. Too deep planting is usually the cause of many failures. Always press the soil down firmly with the foot or a farm tool after covering, provided the soil is not too wet.

Occasionally a long, cold, wet spell will cause seeds to rot in the ground, or a heavy rain followed by a bright sun will so bake and crust the ground that the tiny plants cannot force their way through it. Sometimes a few days of strong wind will so dry the ground that the young plants will be killed, again injurious insects occasionally destroy the plants when just appearing through the soil. These are rare cases however but should they occur, the only remedy is to plant again.

**Good Cultivation** of crops should be closely attended to not only to destroy weeds but to break up the crust formed by baking rains and to keep the ground stirred up so that the roots can easily penetrate for food and moisture. The more frequently and deeply the ground is worked when the plants are young the better, but as they develop and the roots occupy the land it should be done shallower or discontinued. Never cultivate land when wet or you will injure the crop. A small garden well prepared and cultivated will give larger results and prove in every way more satisfactory than a much larger one poorly prepared and neglected.

## Plants Under Glass, in Hot Beds and Cold Frames.

For early Vegetables and Flowers, a great many plants can be started under glass or in window boxes and transplanted to open ground at proper season. A good hot bed is usually best for this, and is so very simple that every good sized garden should have one. Early Cabbage, Cauliflower, Beets, Lettuce, Tomatoes, Cucumbers, Melons, Sweet Potatoes and a great many Flowers should be started in hot beds for transplanting in open ground while crops of forcing Lettuce, Radishes, Cauliflower and Cucumbers can be grown to perfection in them.

**Making Hot Beds.** Choose a southeastern exposure, protected as much as possible from the north-west winds and where there is good drainage. Make the frame out of one inch lumber, 12 to 14 inches high at the back and 10 to 12 inches high in front, bracing well at the four corners. Sash used in this locality are usually four feet wide by six long and the frames are usually made to accommodate four. Any size can be used but it is necessary to run bars across the frame the width of the sash to slide them on and the width of the frame will have to be made so as that the sash will project about half an inch on each side of it.

The bed to accommodate the frame should be dug out 4 to 6 inches, the frame placed around, but not inside and the dirt from it can be used to bank against the back, sides and front of the frame work, to keep out the cold and wet. For heat use fresh horse manure, mixed with straw bedding, which must be well forked over, sprinkled and piled up. In a few days it will commence to ferment, when it should be forked over again, shaken apart well and put in the bottom of the bed about four to six inches deep and packed thoroughly, watering every day. Finely prepared soil should then be put on the top of this to a depth of three or four inches, leaving the ground perfectly level on top and about seven inches from the glass at the bottom of the bed. In a few days it will commence to heat and the sash opened to allow surplus heat to disperse. When it subsides and the temperature is reduced to about 90 degrees the seeds may be sown and well watered.

**Care of Plants Under Glass.** The principal trouble to contend with in growing plants under glass, is their liability to damp off. This is usually the case when there is much moisture or sufficient air is not given. The beds will have to be closely watched and aired, whenever the weather will permit, but be careful not to allow frost and don't air on damp or rainy days. Coverings of straw or mats will have to be used on cold nights and in severe weather, but advantage must be taken of all sunshine as far as possible. When plants are to be watered do it thoroughly as it is better to give plenty at once than to water sparingly and frequently. A good general rule to know when to water plants in frames and pots is to apply it when the soil appears dry on top. Transplanting should be done when large enough and the plants are gradually hardened off by more exposure to the atmosphere as the season for setting in the open ground approaches.

# A FEW Of the New and Desirable Seeds Offered in this Catalogue.

These are alike valuable for the Market Gardener or Private Use. Full Descriptions  
Given in the General List of Varieties.

## **New Stringless Green Pod Beans.**

One of the best quality, most prolific and handsome snap beans introduced in many years.  
See page 7.

## **New Prolific Bush Lima Beans.**

A decided improvement over the Henderson's Bush Lima and infinitely more prolific than Burpees'. See page 8.

## **Detroit Dark Red Turnip Beet.**

An ideal market gardeners first early beet. Splendid shape, small top, good color and superior quality. See page 10.

## **Select Louisville Drumhead Cabbage—Home Grown Stock.**

The most popular and best of medium or late crop. See page 12.

## **Wood & Stubbs' Earliest Snowball Cauliflower.**

An Extra fine strain, equally valuable for forcing or outside planting. Makes beautiful, large, white solid heads. See page 13.

## **Mammoth White Cory Corn.**

The largest and best Extra Early Sweet Corn grown. Splendid for either market or family use.  
See page 15.

## **Paul Rose Cantaloupe.**

One of the best introductions of recent years. Unsurpassed quality and fine for home use, market or shipping. See page 20.

## **Triumph Watermelon.**

The largest and one of the best varieties that can be grown for market and shipping. See page 21.

## **Gradus or Prosperity Peas.**

The new extra early wrinkled Pea which matures about as quick as the the Extra Early sorts, bearing pods as large as the Telephone, well filled with delicious quality peas. Should be planted by every gardener whether large or small. See page 26.

## **New Extra Early Potato, "Junior Pride."**

One of the handsomest, round, very early sorts offered. A fine yielder, splendid quality, in fact an ideal sort for either home use or market. See page 28.

## **Four Best Forcing Radishes.** See page 31.

## **Earliest Prolific Squash.**

The earliest round white bush squash ever offered. Splendid for early or summer crop.  
See page 33.

## **Fine Field Corn. Cary's Klondike.**

A most superior white variety, producing enormous yields of best quality corn. See Field Corn.

## **A SPECIAL INDUCEMENT FOR YOU.**

We wish every one who receives our Catalogue this year to send us an order for **Wood and Stubbs' High Grade Seeds**. We also strongly recommend all customers to try all of the above desirable varieties, therefore we make the following inducement:

## **OUR SPENDID OFFER.**

We will send **Free to any Postoffice in the U. S. Twelve Packets**, one of each of the above Superior Varieties for **50 cents**. This offer does not include Junior Pride Potatoes and only one variety of Radish. At the regular price of these varieties they would amount to \$1.20.

# GARDEN AND FARM CALENDAR.

The directions given here apply to those sections where the climate is about the same as Louisville. For other sections allowance must be made according as they are earlier or later.

**January.** Send in your order for WOOD & STUBBS' SEEDS early, so that you will have them on hand as the sowing seasons come round. Prepare hot-beds and sow in same early Cabbage, Lettuce, Radish, Beet, Cauliflower and Onion. Further South early sowing of Peas and Radishes can be made in the open ground. Prepare land for Potatoes. Top dress Asparagus beds with manure, also giving an application of salt or kainit. Cut poles and stakes for Pole Beans and Peas. Sow Pansy and other flower-seeds in hot-beds for later transplanting.

**For the Farm.**—Canada Field Peas are about the only farm seeds that can safely be sown in this month, although if the weather is open every opportunity should be taken to prepare land for Grasses and Clovers and other crops to be put in later.

**February.** Sow in hot-beds or cold frames early Cabbage, Cauliflower, Beet, Onion, Lettuce, Radish; and in hot-beds sow Egg Plant, Tomato and Pepper. The last of the month sow in open ground early Peas, Spring Kale, Beets, Spinach, Carrot, Celery, Radish and Parsley. Set out Onion Sets, Horse Radish roots and hardy Lettuce plants. Further South early plantings of Potatoes can be made. Hardy flower seeds can be forwarded either by sowing in hot-beds or in pots and boxes in the house for later transplanting. Sow W. & S. Evergreen Lawn Grass, the earlier in the spring this is sown the better.

**For the Farm.**—Prepare plant beds and put in Tobacco seed. Sow Canada Field Peas and White Oats, and towards the end of the month, Grass and Clover Seeds can safely be put in. Sow Dwarf Essex Rape for sheep grazing.

**March.** This is the active month for sowing all kinds of hardy seeds, and the sooner most of them are sown the better, if the weather is favorable. We name them in the order in which they should be sown, viz.: Garden Peas in varieties for succession, Cauliflower, Early Cabbage seed, Onion, Celery, Spinach, Leek, Parsley, Lettuce, Radish, Beet, Asparagus, Carrot, Parsnip, Salsify, etc. Under glass, sow Tomato, Pepper, and Egg Plant seed. Plant Irish Potatoes, Asparagus and Rhubarb roots, Onion Sets, etc. Set out Cauliflower, Cabbage, Onions, and Lettuce plants, from hot-beds, after they have been hardened by leaving the glass open at night. Sow Herbs in a warm border. Prepare Melon, Cucumber and Squash hills for later planting. Sow the hardy kind of flower seeds, as they will flower earlier. Sow Lawn Grass Seed.

**For the Farm.**—Sow Winter and Spring Oats, Canada Field Peas with Oats, Clover seed, Grass seeds of all sorts, Tobacco seed. Plant Artichoke for hogs. Sow Dwarf Essex Rape.

**April.** Plant Early Potatoes. Sow Cabbage, Lettuce and Tomato in open ground for succession. Sow Beets, Celery, Carrot, Salsify, Parsnip, Onion, Radish, Spring Kale, Asparagus, Globe Artichoke, Parsley, Mangel Wurzel and Herbs. Put out Cabbage plants, Onion Sets and Asparagus Roots; bed Sweet Potatoes; plant early Corn, Garden Peas, Snap Beans, and later in the month Cucumber, Squash, Watermelon and Cantaloupe can be planted. Vine Seeds are tender, so should the weather be cold or wet, defer planting till May. Lawn Grass Seed can also be sown any time this month, but the earlier the better. Sow hardy Flower Seeds, and after the middle of the month the half hardy kinds can also be sown, and Dahlias, Gladiolus and Canna Bulbs set out.

**For the Farm.**—Sow Clover and Grass Seeds, but get them in as early as you can. Later in the month sow Mangel Wurzel for stock; plant corn.

**May.** Most of the tender seeds can be sown this month. We name the seeds in the order of their hardness; Asparagus seed can yet be sown, likewise Carrot, Salsify, Parsley, Beet, Pole and Snap Beans, Sugar Corn, and Tomato of all kinds. Plant Black-eye Peas, Lima Beans, Squash, Cucumber, Watermelon, Cantaloupe, Okra and Pumpkin seed. Late Cabbage seed can be sown this month to make plants for setting out for fall use. Set out plants of Tomato, Pepper, Strawberry, Sweet Potato and Egg Plant. Sow Flower seeds and plant flowering bulbs.

**For the Farm.**—Plant Sugar Beets and Mangel Wurzel for winter feeding of stock. All the Sorghums, Millets and Fodder plants can be sown; likewise Cow Peas, Soja, Navy and Tree Beans. Set out Tobacco plants.

**June.** Set out Cabbage, Tomato, Egg Plant, Pepper and Sweet Potato plants. Sow Tomato for late crop, likewise late Cabbage and Cauliflower for winter use. Plant Okra, Watermelon, Cantaloupe, Cucumber,

Squash and Pumpkin for late use, and Snap and Pole Beans and Sweet Corn for succession. Plant Late Potatoes for winter use.

**For the Farm.**—Sow the Millets, Cow Peas, Sorghum, Soja Beans, Navy Beans, and plant Late Corn. Mangel Wurzel Beets can yet be sown for stock, but the seed should be soaked twenty-four hours before sowing.

**July.** Plant Snap Beans for succession and Sugar Corn for late roasting ears. Set out Late Cabbage plants for winter use, likewise Celery plants. This is the best month to sow Ruta Bagas, but they can also be sown in August. Plant Cucumbers for pickling and table, and Late Potatoes for winter use.

**For the Farm.**—Sow German or Hungarian Millet for hay or fodder; likewise Corn in drills for ensilage or fodder. Buckwheat can be sown for bees, as an improver of the soil, and for grain. Plant Navy Beans, Black, Black-eye and Whippoorwill Peas. Sow Crimson Clover at the last working of Corn.

**August.** This month is often a period of drought, and the best way to retain the moisture in the soil for your growing crop is to keep it loose and well worked. Always remember that good cultivation is essential to success. Continue planting Snap Beans for the table and pickles. If any Cabbage plants remain unplanted, put out at once; likewise Celery plants. Trim off the tops of Celery before planting, if the plants are large. Sow Lettuce seed for fall use, likewise Endive, Wood & Stubbs' Express Peas sown this month yield a good fall crop. Sow Spinach and Kale. Finish sowing Ruta Baga seed. All kinds of Turnip seeds can be sown during the month. Crimson Clover is one of the best crops grown and should be sown on every vacant place where crops have been cleared off; if it is not required for feed, it will improve the soil equal to manure when turned under.

**For the Farm.**—Buckwheat, Rye and Barley should be sown for fall and winter grazing, and afterwards will make a crop of grain.

**September.** Our Fall Catalogue, issued about Sept. 1st, gives full information about all seeds and bulbs for fall sowing, mailed free upon request. Sow Lettuce. Put out Onion Sets. Sow Winter Radishes, Spinach, Turnips, Mustard, Corn Salad and Kale. Dutch Bulbs, Hyacinths, Tulips, etc., can be planted toward the end of the month. Sow W. & S. Evergreen Lawn Grass. Nothing adds more to the attractiveness and beauty of a home than a nicely kept green lawn.

**For the Farm.**—Sow Crimson Clover as early in the month as convenient, though any time during the month will do; it makes fine winter grazing and hay. Land will be greatly improved by growing this crop. Winter Oats will do well sown this month, as they will get well rooted before winter. Sow all kinds of Grass and Clover seeds and Winter and Sand Vetch. Continue to grow Barley and Rye, as they are useful for winter grazing as well as for grain.

**October.** Put out Onion Sets. Sow Turnips for Salad, Kale, Mustard, Spinach and Lettuce. Sow Lawn Grass Seed. Fall seeding does better than spring seeding. Plant Hyacinths, Tulips, etc. Sow Pansy seed in cold frames for spring plants.

**For the Farm.**—All kinds of Grass and Clover seeds can be sown this month, but the earlier Clover seed is put in the better. Sow Wheat, Oats, Rye, Barley, Vetches. If you have not received a copy of our Fall Catalogue giving full information in regard to these crops send for same at once.

**November.** Sow Lettuce and early varieties of Cabbage in cold frames, leaving the glass off at the time to harden them. Set out Cabbage and Lettuce plants. Lawn Grass Seed can yet be sown, but the earlier it is put in the better. All kinds of Flowering Bulbs set out in the fall can be put in this month.

**For the Farm.**—Wheat, Rye, Barley, Timothy and Herd's Grass seed can yet be sown, but the earlier they are put in the better.

**December.** The only seeding that can be done this month is in the hot-bed or greenhouse. Cabbage and Lettuce can be sown towards the end of the month, and Beets, Radish and Lettuce can be forced for winter use. The winter growing of Lettuce in hot-beds usually proves very profitable and satisfactory.

**Your Friends** who buy seeds would no doubt like to have a copy of this Catalogue. Send us their names and addresses, and we will mail a copy.

# Before Going Further,

## A BEAUTIFUL LAWN.

Would it not be just as well to stop and consider your Lawn? Everybody notices a well-kept front garden, and a beautiful Lawn adds so greatly to the attractiveness of a home.

### WOOD & STUBBS' EVERGREEN LAWN GRASS SEED

Produces a Fine, Beautiful Green Sward in four to six weeks from the time it is sown.

It is cheaper, more lasting, and produces a much cleaner, and more beautiful turf than sodding. It is vastly superior to Kentucky Blue, making a thick, velvety green turf in a quicker time, is more lasting and better adapted to various soils. It withstands the heats and droughts of Summer as well as the severest winters.

It is the BEST and most ECONOMICAL grass seed for LAWNS, PARKS, CEMETERIES, PLEASURE and ATHLETIC GROUNDS, GOLF LINKS and other places where close, thick, velvety, green grass is wanted.

Some of the finest Lawns in and around Louisville has been made with our Evergreen Lawn Grass and it has been used in considerable quantities both in the Northern and Southern States with excellent results. We have had splendid reports from a good many customers speaking in highest praise of it.

CAVE HILL CEMETERY Co.  
INCORPORATED.  
BROADWAY & BAXTER AVE.

*Louisville, Ky.* November 14th, 1899.

Messrs. Wood & Stubbs,  
Louisville, Ky.

Gentlemen:-

I have been very well pleased with the results of your Evergreen Lawn Grass and think from the past years experience that it is the most satisfactory Grass Seed that can be used for general lawn purposes. We are using it quite extensively in Cave Hill, both for new work and renovating.

I may say that all the Grass Seeds, Flower Seeds, Bulbs and general Horticultural Supplies used in the Cemetery the past season, were purchased from you, and have given entire satisfaction.

Very truly yours,

*Robert Campbell*  
Superintendent.

### PRICE—Wood & Stubbs' Evergreen Lawn Grass.

Quart, 25 cts.; lb. 30 cts.; 4 lbs., \$1.00; 20 lbs., (1 bushel), \$4.00; 100 pounds and over, \$17.50 per 100 lbs.

Shady Green Lawn Grass, lb., 35 cts.; 5 lbs., \$1.50; 20 lbs., \$5.50.  
For information about Sowing, Lawn Making, Etc., see page 38.

# WOOD & STUBBS'

## Selected Vegetable Seeds.

All Fresh Tested and of Highest Quality.

**WE DELIVER FREE**, all Seeds at packet, ounce and quarter-pound rates.

**FREIGHT and EXPRESS** charges on Seeds in bulk to be paid by customer. Louisville enjoys especially low Freight and Express rates and favorable connections with all points, thus ensuring quick transportation and minimum charges. If pounds, quarts or larger quantities are ordered to be sent by mail, add 8 cents per pound or 15 cents per quart to the Catalogue prices.

We shall take pleasure in quoting prices on any seeds desired, delivered at your station, at any time when so requested, if you will kindly send us a list of your requirements. For further information, see on inside page of front cover.

### ARTICHOKES.

**Culture.**—The seed can be sown in hot beds in February and transplanted in May, or can be sown in the open ground in April in rows fifteen inches apart and one inch deep, thinning out to four inches, and transplanting the following spring to rows three feet apart and two feet between the plants. Should be given slight protection in winter with litter or manure.

**Large Globe.** Entirely different from the Jerusalem, or White French Artichokes, in that it is not grown for its tubers, but for the undeveloped flower heads, which are cooked like asparagus, making a tender and excellent vegetable, and one that is specially adapted to the South, and should be more largely grown than at present. Pkt. 5c.; oz. 25c.;  $\frac{1}{4}$  lb. 75c.; lb. \$2.50.

**Jerusalem.** This variety is not grown from seed, but from roots or tubers. They are sometimes used domestically as a vegetable and for pickling, but their greatest value is for feeding to stock, being particularly desirable for feeding to hogs, making an enormous yielding, healthy and nutritious feed. They are planted and cultivated precisely like potatoes. Full description and information is given from under the head of "Farm Seeds." Price, qt. 15c.; peck, 50c.; bushel, \$1.25; 5 bushels and over, at \$1.00 per bushel. If to be sent by mail, add 15c. per quart extra.

### ASPARAGUS.

This vegetable has hitherto proved very profitable and satisfactory to the trucker and market gardener, and to the careful grower there is no crop that promises more satisfaction or better returns. It should be in every private garden, and when it is once well established it will, with proper care, last for twenty years or more. Asparagus will succeed well in any good, rich soil, but a light, warm soil, which has been heavily manured for previous crops, is best.

**Culture.**—The quickest way of getting an asparagus bed is to purchase the roots, which we can supply at very reasonable prices, especially in large quantities. Two-year-old roots are the kind usually set out, but well-grown one-year-old roots will give very good satisfaction. Asparagus roots can be set out either in the fall or spring. To prepare permanent beds for asparagus, plough or dig out trenches eighteen inches wide and six to ten inches deep, making the trenches four or five feet apart. In the bottom of the furrow scatter Acme Brand Potato Fertilizer and also an application of well-rotted manure, which dig lightly in and mix with the soil, and then set the plants fifteen inches apart in the rows. Spread out the roots carefully and cover with soil and manure, care being used not to cover the crowns more than two or three inches at first, as the first shoots from the young roots are not strong enough to force through a deep mass of earth. On the approach of winter cover with manure, which fork in early in the spring, and apply a dressing of salt or kainit—kainit—is probably best—and an application of half a ton per acre every other year will be very beneficial. If white asparagus is desired, the second spring after planting, earth up in beds eighteen inches above the roots, to blanch the asparagus as it grows. If green asparagus is desired, it is not necessary to earth up

so deeply or to make the rows more than three feet apart. Care should be used not to cut too late in the spring, as it is liable to exhaust the plants. During the winter or early spring, cut or burn off the growth, run the plow over the bed to throw the earth down, and apply manure or Potato Fertilizer or both, mixing same in with the soil. To make white asparagus, the beds must be freshly and lightly earthed up each spring just before the growing season commences. To raise asparagus roots from seed, sow the seed thinly, one inch deep in rows fifteen inches apart. Keep clean of weeds, and thin out the plants to four inches apart. When one or two years old set out in permanent beds, as given above.

**Insect Remedy.**—The asparagus beetle is the principal enemy to asparagus. The best remedy is Slug Shot, or freshly slacked lime dusted on, before the dew has disappeared in the morning.

**Columbian Mammoth White.** A distinct and valuable variety producing immense clear white shoots, very tender and of excellent quality. Pkt. 5c.; oz. 10c.;  $\frac{1}{4}$  lb. 20c.; lb. 60.

**Palmetto.** This variety originated near Charleston, S. C., and has long been a favorite shipping variety all through the trucking districts. It is said to be a little earlier than other sorts, at the same time being fully equal in size and productiveness to any variety in cultivation. Pkt. 5c.; oz. 10c.;  $\frac{1}{4}$  lb. 15c.; lb. 40c.; 5 lbs. and over, at 35c. per lb.

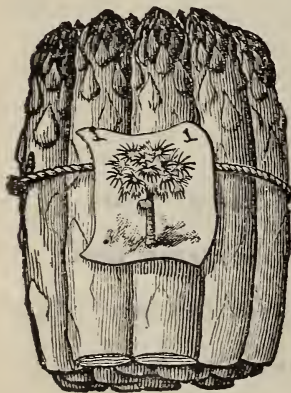
**Conover's Colossal.** An old standard and more largely grown than any other sort. It is unsurpassed in productiveness and flavor. Oz. 5c.;  $\frac{1}{4}$  lb. 15c.; lb. 30c.; 5 lbs. and over, at 25c. per lb.

**ASPARAGUS ROOTS.** FIVE HUNDRED ROOTS SOLD AT ONE THOUSAND RATES.

**Conover's Colossal.** Two-year-old roots, 75c. per hundred; \$4.50 per 1,000. Special prices on large lots.

**Columbian.** Two-year-old roots, \$1.00 per 100; \$5.00 per 1,000. Special prices quoted on large lots.

Prices on other varieties of asparagus roots quoted on application.



*Palmetto Asparagus.*

# SNAP BEANS.

One of the best and most popular garden vegetables grown. For the Southern trucker and market-gardener they have long been one of the leading and most profitable crops. For the earliest crop they should be planted as soon as the weather gets warm—in this section about the 1st of April; further South from the 1st to the 15th of March. To have a succession they should be planted every two weeks throughout the summer until the middle of August, or further South as late as September 20th. Late snaps make a very satisfactory crop, and should be much more largely grown than at present.

**Culture.**—Beans do best on light, warm soils, but will do well on almost any kind of soil. They do not require heavy manuring; in fact, if the soil is fairly good it is better to use a good fertilizer such as Acme Brand B. B. P. The fertilizer should be well mixed in the furrow with the soil before the beans are planted. For field culture, beans should be planted in rows two-and-a-half feet apart, and about three inches between the beans, covering the seed to a depth of about two inches. If to be cultivated by hand in small gardens, the rows may be eighteen inches apart. Up to the time of blooming, cultivate often, but never when the vines are wet, as the pods and leaves would become discolored. It will require one quart to plant one hundred feet of drill; one-and-a-half bushels to plant an acre.

**NOTE.**—Owing to very short crops Beans are again very high this year.

## GREEN PODDED VARIETIES.

**New Stringless Green Pod.** A new extra early variety of robust growth, producing beautiful long straight round podded snaps which are absolutely stringless. This is a splendid sort and can be depended on to give the best satisfaction either for market or family use. Pkt. 5c.; qt. 25c.; 4 qts. 85c.; bushel price quoted on request.

**Improved Earliest Red Valentine.** An improvement over the Red Speckled Valentine, for, while retaining all the best qualities of that sort, it is earlier and more productive. It is a cut-short, round-podded, green sort, of fine quality and

flavor, and one of the most popular sorts in cultivation, either for the trucker, market or private gardener. Pkt. 5c.; qt. 30c.; 4 qts. 90c.; bushel price quoted on request.

**Best of All.** A splendid sort, bearing long, fleshy pods of the finest flavor, very succulent, and entirely stringless. It is early, and yields abundantly. Although of recent introduction, all who have tried this agree that it deserves the name of "Best of All." Pkt. 5c.; qt. 25c.; 4 qts. 75c.; bushel price quoted on request.

**Extra Early Refugee.** This variety is a decided improvement over the old Refugee, being at least ten days earlier while retaining the immense yielding qualities of the old sort. The pods are round, stringless and of excellent selling and table quality. This bean is largely superceding Valentine among Southern growers as it is earlier and more prolific. We strongly advise gardeners who have been planting Valentine for early crop to try some of this sort. Pkt. 5c.; qt. 25c.; 4 qts. 75c.; bushel price on request.

**Early Mohawk, or Brown Six Weeks.** First early, hardy, green, flattish pods. Pkt. 5c.; qt. 25c.; 4 qts. 70c.; bushel price quoted on request.

**Early Yellow Six Weeks.** Extra early, green podded sort. Pkt. 5c.; qt. 25c.; 4 qts. 75c.

**Improved Refugee, or 1,000 to 1.** A fine late snap, enormously productive; flesh thick and tender. Pkt. 5c.; qt. 25c.; 4 qts. 75c.; bushel price on request.

**Dwarf Horticultural.** An excellent green podded variety either as snaps in the green state or for use shelled. Vines compact upright, with large leaves and very prolific. Pkt. 5c.; qt. 25c.; 4 qts. 85c. Bushel quoted on request.

Your Express Peas gave me the best satisfaction of any peas I have ever planted. I believe they are as early as any other sort offered anywhere. The quality is strictly first-class, long well filled pods, and very large yielding. I shall certainly plant them another year.

JEFFERSON COUNTY, KY., July 5th, 1899.

H. POOL.





*Davis Kidney Wax Beans.*

**WAX PODDED SNAPS.**

**Davis Kidney Wax.** This is proving itself to be one of the best and most valuable varieties in cultivation. It is a first early, nearly always rust proof and extraordinarily productive. It holds its pods well up off the ground, and the snaps always mature plump full and solid, of a beautiful yellow appearance. It is comparatively stringless and of fine table qualities. Pkt. 5c.; qt. 30c.; 4 qts. 85c.; bushel price on request.

**Thorburn Valentine Wax.** A round pod wax variety of the Earliest Red Valentine. It is extra early in maturity and resembles the green-podded Valentine in color of seed and shape of pod. Strong stalk, healthy and abundant foliage, and a great yielder. Cut-short snap, and of excellent qualities. Pkt. 5c.; qt. 25c.; 4 qts. 75c.; bush. price on request.

**Wardwell's Kidney Wax.** One of the most popular and productive early wax sorts. The pods are long and tender. A great favorite for shipping, the home market and family garden. Pkt. 5c.; qt. 25c.; 4 qts. 75c.; bushel price quoted on application.

The following varieties are so well known as not to need extended descriptions:

	Pkt.	Qt.	4 Qts	Bushel prices on request.
<b>Dwarf German or Black Wax.</b> A favorite main crop wax variety . . . . .	.05	.25	.70	
<b>Dwarf Golden Wax.</b> A first early; pods stringless; of rich golden color . . . . .	.05	.25	.70	

**LIMA BEANS.**

**Dwarf or Bush Varieties.**

Before the introduction of these many were deterred from growing Limas on account of the difficulty of procuring poles, but since the introduction of the Bush Lima this is obviated, and they can be grown as easily as the Snap Bean.

**Wood's Prolific Bush Lima.** This new variety was first introduced last year and it has given the very best satisfaction. The foliage is a little larger than the Henderson, and spreads out broader in the row. The stems are stout and hold the pods well up above the ground, and the vines are full of beans, which are nearly double the size of the old variety. It is well known that some of the large kinds of Bush Lima Beans are very shy bearers and are not to be depended upon, but in **Wood's Prolific** will be found a most prolific, reliable cropper, which can be depended upon to make a large yielding and most satisfactory crop. In maturity it is as early as any of the Bush Limas, and it is bound to prove immensely popular with our growers everywhere. Pkt. 10c.; pint 25c.; qt. 40c.; 4 qts. \$1.25.

**Henderson's Bush Lima.** This standard variety has enjoyed a popularity unequaled by any introduction of recent years. They are two weeks earlier than the Large Lima, and are wonderfully productive, averaging about sixty pods to each bush. The bushes are of hardy growth, compact, very prolific, and continue in bearing till frost. Plant about the first of May in rows two-and-a-half feet apart, and twelve to fifteen inches in the row. Pkt. 5c.; qt. 25c.; 4 qts. 80c.

**Burpee's Bush Lima.** This is the bush form of the well known Large Lima, and although not so early or productive as the preceding variety, the large size of the beans make it desirable. Plant in rows three feet apart, and eighteen inches to two feet apart in rows. Pkt. 10c.; qt. 35c.; 4 qts. \$1.00.



*Wood's Prolific Bush Lima.*

JEFFERSON COUNTY, KY., July 1st, 1899.  
 Your Express Peas are as fine as any I ever had. They make a long well filled pod, extremely early and first-class in every particular. Your Extra Early Hanover Cantaloupe is the earliest sort I ever planted. I had good Cantaloupes on the market a week ahead of anyone else had them, while other so-called early sorts were at least a week later, planted side by side. Adams' Extra Early Corn and all other seeds purchased from you gave me best satisfaction. Yours truly,  
 G. W. EWING.



## POLE LIMAS.

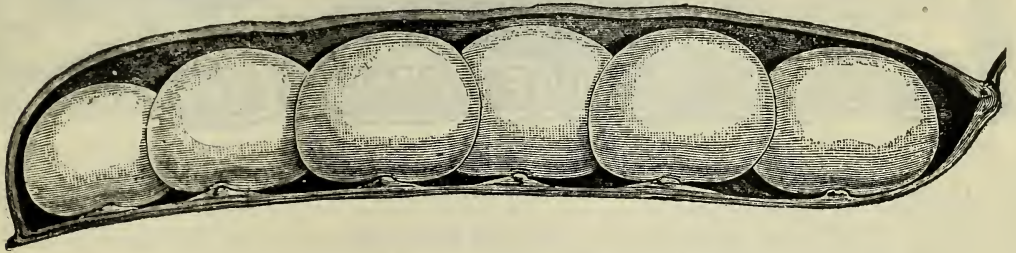
**Ford's Mammoth Podded Lima.** This is one of the largest podded and most productive of all Large Limas. It is the result of twenty years' selection by a successful market gardener, and far surpasses in size and productiveness any other variety. The pods usually contain five to seven beans of most excellent quality. The vines grow vigorously, setting the beans early at the bottom of the pole, and continuing bearing until frost. Pkt. 10c.; pt. 20c.; qt. 35c.; 4 qts. \$1.25.

**King of the Garden Lima.** This variety resembles the ordinary large White Lima but matures much earlier and is more productive. The beans are very large, usually from five to seven in a pod and are of exceedingly fine quality. Pkt. 10c.; pt. 20c.; qt. 35c., 4 qts. \$1.25.

**Wood's Improved Pole Lima.** A variety of superior merit, distinct from other Lima Beans. It is larger than the Small Lima or Butter Bean, fully as early, yields more, and is better in flavor. The best sort for market or family use. Pkt. 5c.; qt. 30c.; 4 qts. \$1.00.

**Small Lima or Butter Bean.** Earlier and more productive than the Large Lima. Pkt. 5c.; qt. 25c.; 4 qts. 75c.

**Large White Lima.** The old, well-known sort, making large sized beans of superior flavor. Pkt. 5c.; qt. 30c.; 4 qts. \$1.00.



*Ford's Mammoth Podded Lima Beans.*

## POLE OR CORN-FIELD BEANS.

**Culture.**—Pole beans are more sensitive to cold and wet than the snap beans, and should not be planted before May. Set poles eight feet long firmly in the ground, four feet apart each way, and put five or six beans, eye downward, in each hill.

**Improved Kentucky Wonder, or Old Homestead.** This is the earliest of all the green podded pole beans. Enormously productive, bearing its pods in clusters. The pods are long, crisp, tender, and bright green in color. A very prolific variety, and one of the best in our list. Pkt. 5c. qt. 30c.; 4 qts. \$1.00.

**Southern Prolific.** Very productive; makes excellent green cut-short snaps. Pkt. 5c.; qt. 25c.; 4 qts. 75c.

**Cutshort or Cornfield.** Has red speckled beans; snaps resemble the Bush Valentine in appearance. Pkt. 5c.; qt. 25c.; 4 qts. 75c.

**Fat Horse, or Creaseback.** One of the earliest pole snaps, exceedingly productive; pods produced in clusters. Pkt. 5c.; qt. 25c.; 4 qts. 75c.

**Mammoth Podded Horticultural Pole.** An improvement on the old Horticultural Pole, the vines, pods and beans being much larger. The Mammoth Pods are striped and splashed with bright crimson and are excellent for table use in green state. The beans are marked similarly to the pods and are of immense size and finest quality. Pkt. 5c.; qt. 30c.; 4 qts. \$1.00.

## BROCCOLI.

This vegetable resembles the cauliflower, but is hardier, and, on this account, better for fall planting. Culture same as for cauliflower.

**Insect Remedies.**—See under the head of Cabbage.

**White Cape.** Heads white, close, and compact; a standard sort. Pkt. 10c.; oz. 25c.; ¼ lb. 75c.; lb. \$2.50.

## BRUSSELS SPROUTS.

Produces along the whole length of the stem a number of small sprouts, resembling miniature heads of cabbage of one or two inches in diameter. It is of excellent flavor, and should be much more largely grown than at present, as it is very much more desirable as a table dish than cabbage. The seed may be sown in May or June, planted out, and cultivated precisely as late cabbage, except that they can be planted closer together. One ounce of seed will produce about 1,500 plants.

**Insect Remedies.**—See Cabbage.



*Ky. Wonder Pole Beans.*

**Perfection.** The best variety; is closely covered with large, compact sprouts. Pkt. 5c.; oz. 15c.; ¼ lb. 30c.; lb. \$1.00.



**Culture.**—Beets thrive best in rather light, mellow and deeply-worked soil, which has been thoroughly enriched with well-rotted manure or fertilizer, which should be well mixed with the soil. For early use the sowing should be made in hot beds or in open ground as soon as it can be worked, while the main sowing should be made in March or the beginning of April. Winter Beets and Mangels should be sown in April or May, and can be put in as late as June, although at this late date there is some risk, and the seed should be carefully soaked before sowing. For field culture the seed should be sown in drills two to two-and-a-half feet apart, and covered to the depth of about one inch. Thin out the plants to four inches apart. One ounce of seed will sow fifty feet of drill; six to eight pounds required for one acre. For a small garden the drills need not be more than fifteen inches apart.

**Crosby's Egyptian.** Very early and carefully selected strain of the original Egyptian, making a small top and fine globe-shaped roots. It has become very popular with market gardeners wherever grown. Pkt. 5c.; oz. 10c.;  $\frac{1}{4}$  lb. 15c.; lb. 50c.

**Detroit Dark Red.** A splendid deep red turnip beet with very small upright tops, early maturing and makes nice round finely shaped roots. This is one of the finest of all for early market or home use, and will be found one of the best of all for forcing in hot beds. Pkt. 5c.; oz. 10c.;  $\frac{1}{4}$  lb. 20c.; lb. 60c.

**Early Eclipse.** Very early, globe-shaped roots; flesh dark and tender. Pkt. 5c.; oz. 8c.;  $\frac{1}{4}$  lb. 15c.; lb. 40c.

**Egyptian.** An old standard sort, both for the market gardener and family. Very popular in all sections. Produces fine, smooth, deep roots. About ten days earlier than the Blood Turnip. Pkt. 5c.; oz. 8c.;  $\frac{1}{4}$  lb. 15c.; lb. 40c.

**Improved Early Blood Turnip.** Good color, medium size, smooth, handsome, and of excellent table qualities; popular for main crop. Pkt. 5c.; oz. 8c.;  $\frac{1}{4}$  lb. 15c.; lb. 35c.

**Edmand's Early Blood Turnip.** Of very beautiful round form and good size; flesh dark red and finest quality; splendid keeper. Pkt. 5c.; oz. 8c.;  $\frac{1}{4}$  lb. 15c.; lb. 35c.

**Bastian's Early.** Of quick and large growth, bright red color, not quite so deep as Blood Turnip. Pkt. 5c.; oz. 8c.;  $\frac{1}{4}$  lb. 15c.; lb. 40c.

**Extra Early Bassano, or Sugar.** Very early, sweet and tender; light color. Pkt. 5c.; oz. 8c.;  $\frac{1}{4}$  lb. 15c.; lb. 35c.

**Long Smooth Blood.** An excellent dark-fleshed late sort, stands drought and hot weather. Pkt. 5c.; oz. 8c.;  $\frac{1}{4}$  lb. 15c.; lb. 30c.

## MANGELS, OR SUGAR BEETS.

For stock feeding we strongly urge our customers to give more attention to the growth of this crop, as they make one of the best winter foods for stock, yielding enormously, and are very nutritious and fattening, not only improving the health and general condition of stock, but greatly increasing both the quantity and quality of milk in cows. They are much superior in their feeding qualities to turnips, and are a much surer and larger yielding crop. Every farmer should grow them.

**Culture.**—The seed should be sown in April, May or June, at the rate of six pounds to the acre, in rows two-and-a-half to three feet apart, and when three inches high, thin out to eight inches apart. Soak the seeds twenty-four to thirty-six hours before sowing, and sow when the ground is moist. The roots should be taken up before frost and packed away in the barn for winter use, or they can be put into piles or ridges five or six feet high on a dry sloping situation, and covered lightly with straw or pine tags, with a light layer of earth on top. When freezing weather comes on, throw on four to six inches of earth. This gradual covering prevents heating. A protection of boards to shed heavy rains is also desirable.

**Mammoth Prize Long Red.** Grows to an immense size, single roots often weighing twenty to twenty-five pounds. The roots are of a dark red color, of good quality. Oz. 5c.;  $\frac{1}{4}$  lb. 15c.; lb. 25c.; 5 lbs. and over, 20c. lb.

**Yellow or Orange Globe.** As this sort grows almost entirely above ground, it is especially adapted to shallow soils, and is also, on this account, easily pulled. The roots are beautiful and symmetrical in shape, of large size, and splendid keepers. Oz. 5c.;  $\frac{1}{4}$  lb. 15c.; lb. 25c.; in 5 lb. lots and over, 20c. lb.

**Golden Tankard.** This sort is specially recommended on account of its milk-producing qualities, many dairymen preferring it to any other sort. It is of rich yellow color, sweet flavor, and yields heavy crops of fine shaped roots. Oz. 5c.;  $\frac{1}{4}$  lb. 15c.; lb. 25c.; in 5 lbs. lots and over, 20c. lb.

**Silesian Sugar.** Highly prized on account of the large amount of sugar it contains. Very productive and a good keeper. Oz. 5c.;  $\frac{1}{4}$  lb. 15c.; lb. 25c.; 5 lbs. and over, 20c. lb.

# WOOD & STUBBS'

## Thoroughbred Cabbage Seed.

In growing Cabbage it is of main importance that gardeners get the very best stocks of seed, as the expense of raising plants, and the amount of work that this crop requires, would entail great loss if there was a failure. Our Cabbage Seeds are saved from **Select Stocks**, grown by experienced and careful growers in the best Cabbage Seed districts, and can be depended upon to produce the best results. We beg to call attention to the recommendations of some of the best and largest gardeners in this vicinity who have used our stocks the past season.

**Culture.**—To grow cabbage with the greatest degree of success the soil must be rich and the plants thoroughly cultivated. To make plants for setting out in the spring, sow in gentle hot-beds, or cold frames in January or February, giving plenty of air to harden, or sow in the open ground in March. Land for Cabbage should have a good application of well rotted manure or Acme Brand High Grade Vegetable Fertilizer applied previous to setting the plants. If manure has been applied, a small handful of fertilizer applied around the plants at the time of setting, will greatly benefit the crop both in earliness and yield. When the plants are large enough transplant to rows two-and-a-half feet apart, setting the plants eighteen inches apart in the rows. Work frequently and deeply. Sudden changes in the weather from mild to cold often cause cabbage to go to seed in the spring and early summer. The variety that has the greatest tendency to do this is the Early Summer. For late cabbage sow in April, May or June, and transplant in July or August to rows three feet apart and two-and-a-half between the plants. One ounce of Cabbage seed will produce about 2,000 plants; six ounces will produce enough plants to set out one acre.

**Insect Remedies.**—For the flea beetle, which eats the plants in the seed bed, the remedies are Slug Shot or Tobacco Dust, applied while the dew is on the ground. For the green cabbage worm, apply Slug Shot, Paris Green mixed with Laud Plaster or Flour is also efficacious. This should be mixed at the rate of one ounce of Paris Green to six pounds of flour or land plaster, and applied after a rain or when the dew is on the plants. For the terrapin or spotted cabbage bug, hand-picking is the only remedy. Mustard or Spring Kale sown in strips through the patch will draw the bugs from the cabbage, and the mustard plants can be pulled up and burnt or coal oil can be applied when the bugs are on thick and fired and the bugs destroyed in this way.

The following are only a few of the many reports from gardeners in Jefferson Co. who used our Cabbage Seeds this year:

I bought my entire stock of Cabbage seed from you this year and was very much pleased with them. The Charleston Wakefield was excellent, making fine heads and very early. I consider you Solid South for second early, or main crop, the best sort I have ever grown. I sowed one-and-a-half pounds of seed and have already sold over 1,400 barrels of fine Cabbage at highest market prices.

I have bought all my seeds from you this year and everything has proved satisfactory.

JULY 22nd, 1899.

JACOB BICKEL.

The Charleston Wakefield Cabbage gotten from you has given entire satisfaction. I had a very large crop and got good prices for same. They were first-class stock and true to name.

JULY 10th, 1899.

Very truly yours,

CHAS. A. OERTHER.

I sowed two pounds of your Charleston Wakefield Cabbage and it was tip-top stock. It headed as well and made as good crops as any I have ever grown. The Solid South Cabbage made very large heads and turned out very satisfactorily.

JULY 27th, 1899.

HENRY DEIBEL.

JULY 20th, 1899.

I tried your Charleston Wakefield Cabbage this year and was very much pleased with them. I consider them first-class stock and true to name.

GEORGE L. VELTEN.


### First Early Cabbages.

Wood & Stubbs' Selected Early Jersey Wakefield.

This superior cabbage is the result of most careful selection and will be found in all respects the ideal market-gardeners' first early cabbage, which is suited alike for the family garden and market. Not only is the head large for so early a cabbage, but the outside foliage permits of close planting, and its uniformity and reliability for producing a crop makes it a general favorite. Pkt. 5c.; oz. 25c.;  $\frac{1}{4}$  lb. 75c.; lb. \$2.75.

Large, or Charleston Wakefield.

This cabbage retains many characteristics of the early Jersey Wakefield, but is larger, the heads often weighing from fifteen to twenty pounds, and a little later in maturing. It is a combination of earliness, size, uniformity, and solidity. Where these qualities are desired, this cabbage commends itself as a



Charleston Wakefield Cabbage.

most profitable and desirable sort, whether for shipping, the home market, or the family garden. Pkt. 5c.; oz. 25c.;  $\frac{1}{4}$  lb. 75c.; lb. \$2.75.

**Extra Early Express.** This is the earliest cabbage in our list, making large pointed heads, larger than the Wakefield, but not quite so solid. A rapid grower, and recommended to all desiring a first-class early cabbage. Pkt. 5c.; oz. 20c.;  $\frac{1}{4}$  lb. 50c.; lb. \$1.75.

**Winningstadt.** Medium early; makes very firm, conical-shaped, hard heads. Pkt. 5c.; oz. 15c.;  $\frac{1}{4}$  lb. 35c.; lb. \$1.25.

**Large York.** Grows larger and about two weeks later than Early York. Makes excellent flavored cabbages, but is not very solid. Pkt. 5c.; oz. 10c.;  $\frac{1}{4}$  lb. 30c.; lb. \$1.00.

## SECOND EARLY OR SUMMER CABBAGES.

**Solid South.** A magnificent cabbage, resembling the Early Summer, but is earlier, larger, more uniform, has fewer outside leaves, and is less liable to run to seed if sown in the fall. Equally well adapted for the family garden and for shipping. Pkt. 5c.; oz. 15c.,  $\frac{1}{4}$  lb. 50c.; lb. \$1.75.

**Henderson's Early Summer.** A splendid sort for market-gardeners, coming in just after Charleston Wakefield. Makes large, fine round heads, which stand the heat well. Pkt. 5c.; oz. 15c.,  $\frac{1}{4}$  lb. 50c.; lb. \$1.50.

**Early Flat Dutch.** One of the most popular and reliable of the medium early varieties. Makes large flattish-shaped, solid heads. Pkt. 5c.; oz. 15c.;  $\frac{1}{4}$  lb. 40c.; lb. \$1.40.

**All-Head Early.** Second early; has deep, flat, solid heads. Pkt. 5c.; oz. 15c.;  $\frac{1}{4}$  lb. 50c.; lb. \$1.75.

**All Seasons.** As the name indicates, this is an "all seasons" variety, being equally good for fall and winter as for summer use. It is ready for cutting nearly as early as Early Summer, and is much larger in size. The heads are large and solid, round flattened on top, and of very best quality. Pkt. 5c.; oz. 15c.;  $\frac{1}{4}$  lb. 40c.; lb. \$1.40.

**Henderson's Succession.** A sure-heading, long keeping variety, very similar to All Seasons. Good for second early or late planting. Pkt. 5c.; oz. 25c.;  $\frac{1}{4}$  lb. 75c.; lb. \$2.75.

**Early Drumhead.** A medium early round head cabbage, makes good, solid heads. Pkt. 5c.; oz. 15c.;  $\frac{1}{4}$  lb. 40c.; lb. \$1.40.



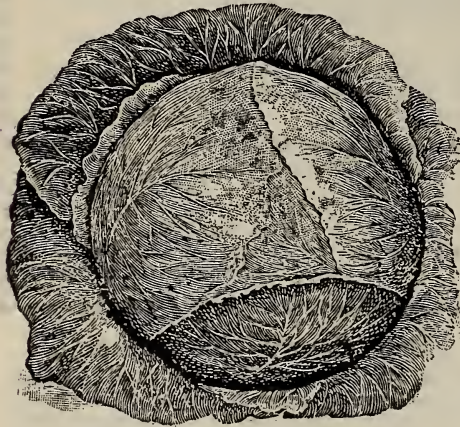
*Solid South Cabbage.*

## LATE OR AUTUMN CABBAGES.

**Louisville Drumhead.** The popularity and pre-eminence which this superior cabbage has attained is of itself sufficient evidence that there is no better medium, late or winter variety that can be planted. From the Gulf States northward and from east to west gardeners and dealers send to Louisville year after year for this sterling variety. Around Louisville it is used almost exclusively by the gardeners, as it withstands heat, does not sunburn, and produces heads of finest quality. It is planted both for medium late and winter, makes large, hard, solid heads of uniform size, is short stemmed, has few outside leaves, and is of compact growth. We have secured selected home-grown seed of this variety from three of the best and most careful growers here; also offer Northern grown seed from stock procured here.

**Home-grown Seed.** Pkt. 10c.; oz. 40c.;  $\frac{1}{4}$  lb. \$1.00; lb. \$3.75.

**Northern-grown Seed.** Pkt. 5c.; oz. 20c.;  $\frac{1}{4}$  lb. 60c.; lb. \$2.00.



*Louisville Drumhead Cabbage.*

**Prize Head Late Flat Dutch.** This is unquestionably one of the finest strains of Late Flat Dutch Cabbage offered any where. We have for years past experimented with many varieties of late cabbage, but have none of such uniform good qualities, developing such fine heads, and capable of withstanding the heats and droughts to which our Southern climate is subjected. This variety, however, we have always found a reliable and sure header; producing large, round, solid heads, flat on the top, of low growing habit, and few outer leaves. There are various strains of Flat Dutch Cabbage offered, but if you want the best of all be sure and get our "Prize Head" stock. Per pkt. 5c.; oz. 15c.;  $\frac{1}{4}$  lb. 50c.; lb. \$1.50.

**Large Late Drumhead.** This resembles the Flat Dutch, but is rounder in shape. The heads are large and solid, and it makes an excellent keeper. Pkt. 5c.; oz. 15c.;  $\frac{1}{4}$  lb. 40c.; lb. \$1.25.

**Surehead.** For a sure header this has proved one of the best of main crop cabbages. Grows very large and solid, and will be found a fine sort for late crop. Pkt. 5c.; oz. 15c.;  $\frac{1}{4}$  lb. 40c.; lb. \$1.40.

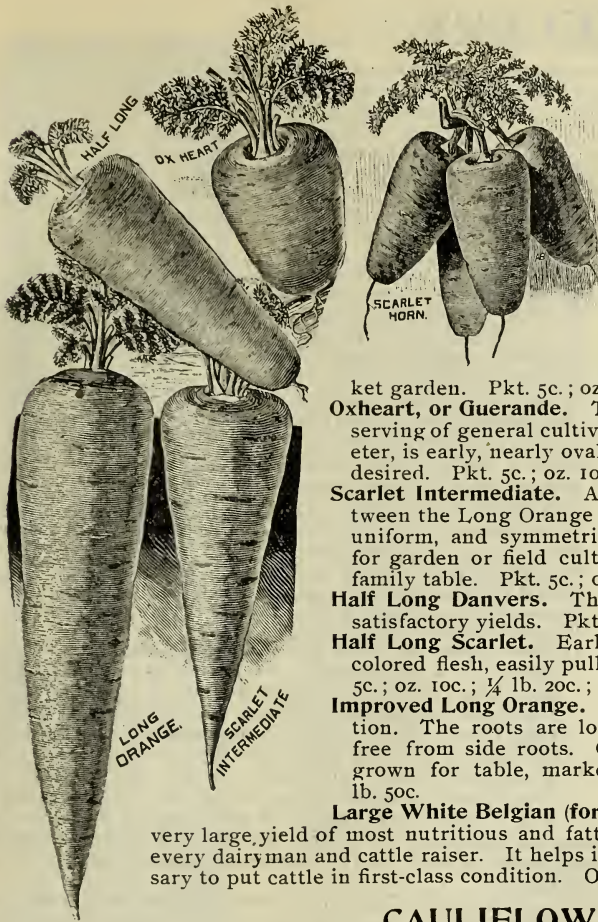
**American Perfection Drumhead Savoy.** The best and largest heading of the Savoy cabbages. Of excellent flavor and a general favorite. They are best after having been touched by frost. Pkt. 5c.; oz. 15c.;  $\frac{1}{4}$  lb. 50c.; lb. \$1.50.

**Mammoth Rock Red.** This is the best, largest and surest heading red cabbage ever introduced, and is much better stock than the ordinary strains of red cabbage usually sold. Heads are large, round, solid and a deep red color. Pkt. 5c.; oz. 15c.;  $\frac{1}{4}$  lb. 50c.; lb. \$1.50.



*Prize Head Late Flat Dutch.*

## CARROT.



**Culture.**—Carrots do best on a light, well-manured, deeply-worked soil. Sow in drills twelve inches apart and half an inch deep, and afterwards thin out to three to six inches apart. The early varieties should be sown as early in the spring as the ground can be worked, and the later sorts from middle of March until June. In dry weather soak the seed before sowing. To keep for winter use for the table, horses or cattle, pack the roots in moderately dry earth or sand in the cellar; or they can be pitted out of doors and covered with a few inches of straw and six or eight inches of earth to keep out the frost. One ounce of seed will sow one hundred feet of drill; three or four pounds to one acre.

**Insect Remedy.**—If the parsley or carrot worm attacks the foliage, use Slug Shot, applying while the dew is on.

**Early Scarlet Horn.** Medium early and popular, both for private and mar-

ket garden. Pkt. 5c.; oz. 10c.;  $\frac{1}{4}$  lb. 20c.; lb. 60c.

**Oxheart, or Guerande.** This is an entirely distinct variety and deserving of general cultivation. It grows three to four inches in diameter, is early, nearly oval in shape, and the quality is all that can be desired. Pkt. 5c.; oz. 10c.;  $\frac{1}{4}$  lb. 20c.; lb. 60c.

**Scarlet Intermediate.** A fine, handsome carrot, in form midway between the Long Orange and Early Scarlet Horn. The roots are large, uniform, and symmetrical, with scarcely any core. Splendid either for garden or field culture, and very popular, both for market and family table. Pkt. 5c.; oz. 10c.;  $\frac{1}{4}$  lb. 20c.; lb. 65c.

**Half Long Danvers.** Thick growing, good quality, and makes very satisfactory yields. Pkt. 5c.; oz. 10c.;  $\frac{1}{4}$  lb. 20c.; lb. 60c.

**Half Long Scarlet.** Early, without core, smooth skin, bright orange-colored flesh, easily pulled, and well adapted to shallow soils. Pkt. 5c.; oz. 10c.;  $\frac{1}{4}$  lb. 20c.; lb. 60c.

**Improved Long Orange.** The most popular main crop sort in cultivation. The roots are long and tapering, of a deep orange color, and free from side roots. One of the best winter sorts, and is largely grown for table, market and stock. Pkt. 5c.; oz. 10c.;  $\frac{1}{4}$  lb. 20c.; lb. 50c.

**Large White Belgian (for stock).** Grows to an enormous size, making very large yield of most nutritious and fattening feed for stock. Should be grown by every dairyman and cattle raiser. It helps in giving that variety in feed which is so necessary to put cattle in first-class condition. Oz. 5c.;  $\frac{1}{4}$  lb. 15c.; lb. 40c.

## CAULIFLOWER.

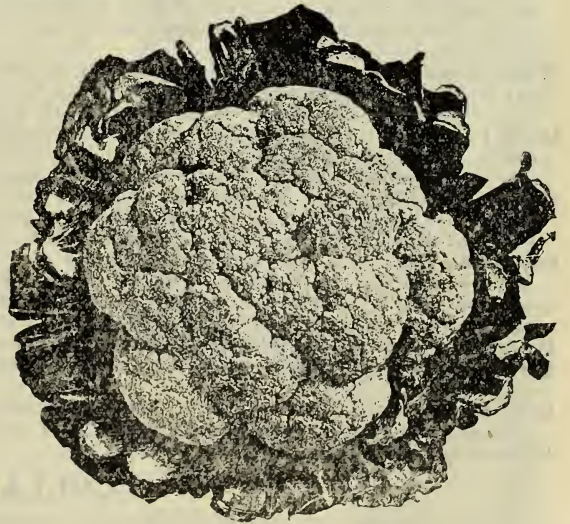
Our stocks of Cauliflower are "gilt-edged" and can be relied on to produce fine heads either for forcing or outside planting.

**Culture.**—For early forcing sow in December or January, or for spring planting in January and February in gentle hot-beds or cold frames. Transplant and cultivate as for early cabbage. Work well, manure liberally, and give plenty of water; this is absolutely necessary. After they begin to head, fasten the leaves together over the top to protect from the sun and keep white. For late crop sow end of May or June, and transplant to a moist, rich soil, and cultivate as for winter cabbage. They require plenty of manure, moisture and good culture. If these conditions are supplied, as fine cauliflowers can be grown in the South as anywhere in the United States, and they would be one of our best paying crops. One ounce of seed will produce about 2,000 plants.

**Insect Remedies.**—The same insects attack cauliflower that attack cabbage. See under the head of cabbage for remedies. Saltpetre dissolved in water and sprinkled on the cauliflower or cabbage heads is also an excellent remedy for the green cabbage worm. Dissolve one ounce of saltpetre in twelve quarts of water and sprinkle on the plants with a short-handled whisk broom.

**Earliest Snowball.** Our stock of this is the very finest strain, and produces heads of snowy whiteness and unexcelled quality. It is of dwarf compact growth, exceedingly early, very hardy, and under favorable conditions EVERY PLANT WILL MAKE A FINE, SOLID HEAD. While this sort is the earliest and best for forcing under the glass, it is also one of the very best for fall crop. Pkt. 20c.;  $\frac{1}{4}$  oz. 75c.; oz. \$2.50;  $\frac{1}{4}$  lb. \$8.00.

**Extra Early Dwarf Erfurt.** This variety is of the same unexcelled quality as Snowball, and while not quite as early as that sort makes larger heads, and on the whole is better for outside planting. The plants have few narrow upright leaves and make compact heads. Many gardeners use it also for early forcing as well as main crop. Pkt. 15c.;  $\frac{1}{4}$  oz. 60c.; oz. \$2.00;  $\frac{1}{4}$  lb. \$7.00.



*Earliest Snowball Cauliflower.*

## CELERY.

Celery in the South has not been grown as extensively as it should, for as a rule, no crop pays as well. It is a well known fact that the home grown product is not only much better quality and finer flavor, but also commands much higher prices than shipped Celery. If properly grown Celery can be supplied from the South much later in season than Northern grown and at a time when it will sell at the highest market prices. We give below two of the most successful ways of cultivating and especially recommend the latter, as nearly every gardener can grow it profitably.



*Golden Rose Celery.*

**Culture.**—Sow in February, March or beginning of April in rows in a bed of fine rich soil, and if dry enough, press the soil firmly with a roller or the back of the spade. Keep the seed-bed well watered, as celery germinates very slowly. Transplant from July to October. Celery does best in a moist, mucky soil and in situations where plenty of water is abundant in the soil, it can be planted in single or double rows, earthing up as it grows. Where the supply of water is limited and has to be applied from a pump or tank prepare beds as follows: Make beds four to six feet wide and thirty to fifty feet long, by digging up and throwing out the earth on both sides, until you have it a depth of six to eight inches. Then trample down the bottom to make it as firm as possible and put in three or four inches of well rotted manure and cover this with three inches of good rich soil. A bed prepared in this way will hold moisture and the manure will absorb it for the growing celery. Set the plants six to eight inches apart, in rows one foot apart, press the soil firmly to the roots, and when the plants are large enough earthing up can be commenced with the soil that is on both sides of the bed. The plants will need to be earthed up two or three times, and in doing this care should be taken not to let the earth get into the heart of the plant. When severe cold weather comes on cover gradually with leaves, hay or straw, and place boards on top. In such a bed the stalks will blanch perfectly, and may be taken out during the winter for sale or use, as required. One ounce of seed will produce about two thousand plants.

**Golden Rose, or Paris Rose Ribbed Celery.** This new variety is a development of the favorite Golden Self-Blanching Celery, and possesses all the good qualities for which that variety has become so famous. It has the same beautiful rich golden yellow color, but differing in the color of the ribs, which are tinged and diffused with a warm rosy pink. The stalks are very thick, solid and brittle, and the finest flavored celery we have ever tasted.

The unique combination of color makes it exquisitely

beautiful in appearance, and its self-blanching habit assures its earliness, which, with its hardness and solidity, recommends it as one of the grandest varieties, both for the private and market-gardener, ever introduced. Pkt. 10c.; oz. 30c.;  $\frac{1}{4}$  lb. 85c.; lb. \$3.00.

**Pink Plume.** In growth this new sort is similar to the well-known White Plume, but far surpasses that variety in quality. It is of a beautiful color, which, with its crispness, rich nutty flavor and long keeping qualities, makes it one of the best table celeries grown. It is a self-bleacher, requires but little earthing up, is a remarkably strong, healthy and compact grower, with no tendency to rust. Pkt. 5c.; oz. 20c.;  $\frac{1}{4}$  lb. 50c.; lb. \$1.75.

**White Plume.** For early use this is probably the best, blanching easily and with little earthing up. It is handsome in appearance and of good quality, but should be used early, as it is not a very good keeper, and therefore should not be planted for a late winter crop. Pkt. 5c.; oz. 15c.;  $\frac{1}{4}$  lb. 50c.; lb. \$1.50.

**Giant Pascal.** An easily blanched and fine keeping sort of excellent flavor. It has large, thick, solid stalks, with beautiful golden hearts, and blanches quickly. It is of wonderful keeping qualities, and almost entirely rust proof. One of the best for late use. Pkt. 5c.; oz. 15c.;  $\frac{1}{4}$  lb. 50c.; lb. \$1.50.

**Golden Self-Blanching.** One of the finest sorts in cultivation. Being a self-bleacher, and requiring but little earthing up, this has become immensely popular, especially for the private gardener. Is early, grows to a large size, crisp, solid, and of fine nutty flavor. Pkt. 5c.; oz. 25c.;  $\frac{1}{4}$  lb. 70c.; lb. \$2.25.

**Perfection Heartwell.** A large growing solid sort, of excellent flavor. The heart is of golden yellow and very attractive appearance. Pkt. 5c.; oz. 15c.;  $\frac{1}{4}$  lb. 40c.; lb. \$1.40.

**Crawford's Half Dwarf.** One of the most popular and desirable white celeries for this section. Of close, compact growth, early and of fine flavor. Pkt. 5c.; oz. 15c.;  $\frac{1}{4}$  lb. 40c.; lb. \$1.25.

**Golden Heart, or Golden Dwarf.** A standard sort of excellent flavor. Pkt. 5c.; oz. 15c.;  $\frac{1}{4}$  lb. 40c.; lb. \$1.25.

**Large White Solid.** Grows to a large size, solid and crisp. A desirable market variety. Pkt. 5c.; oz. 15c.;  $\frac{1}{4}$  lb. 40c.; lb. \$1.25.

**Celery, or Turnip-Rooted Celery.** Grown exclusively for its roots, which, when cooked, sliced and used with vinegar, makes a splendid salad. Pkt. 5c.; oz. 15c.;  $\frac{1}{4}$  lb. 40c.; lb. \$1.40.

**Seasoning Celery.** Oz. 5c.;  $\frac{1}{4}$  lb.; 10c.; lb. 30c.

## COLLARDS.

This is peculiarly a Southern vegetable, and is highly prized by the people of this section, where it is used as greens. It is a sure cropper, and yields abundantly. Collards also make an excellent feed for stock. Culture and insect remedies same as for cabbage.

**North Carolina Short Stem.** This splendid variety originated in North Carolina, and is immensely popular wherever grown. It has a very short stem, large spreading leaves, very hardy, withstanding drought in summer and cold in winter. Its flavor and cooking qualities are the very best, and it has unquestionably proved itself far superior to any other collards in cultivation. Pkt. 5c.; oz. 10c.;  $\frac{1}{4}$  lb. 25c.; lb. 75c.

**True Georgia.** The old standard sort, which has been in use in the South for years. Pkt. 5c.; oz. 10c.;  $\frac{1}{4}$  lb. 15c.; lb. 50c.

## CORN==Roasting=Ear Varieties.

Sweet or sugar corns are so far superior in flavor and tenderness that it is surprising that any one should be satisfied with field corns for the table. On the market sugar corns always command better prices than field sorts, and as more ears are produced to a stalk it is far more profitable. Those who have never grown sweet corns should by all means give them a trial, and we believe they will never be without them.

**Culture.**—Plant the early corns in well-manured ground last of March or early in April. Sugar corn should not be planted until the ground gets warm. Cultivate deeply and often, and continue planting at intervals of about two weeks for a succession of roasting-ears. The early varieties of sugar corn can be planted during July for late roasting-ears. One quart will plant five hundred hills, and from six to eight quarts one acre.

Add 15 cents per quart, 10 cents per pint, to your order if to be sent by mail.

The following four varieties are not sugar corns, but are valuable on account of their earliness:


**Extra Early Adams.** The earliest white corn in cultivation; makes a small ear and stalk, and can be planted close together. Pkt. 5c.; pt. 10c.; qt. 15c.; 4 qts. 40c.; peck, 75c.; bushel, \$2.25; on ears, per doz., 30c.; per 100, \$2.00.

**Early Adams, or Burlington.** Similar to the Extra Early Adams, but a little later, and makes larger ears. It is earlier and hardier than any of the sugar corns, and as it makes a small stalk, can be planted very close. Pkt. 5c.; pt. 10c.; qt. 15c.; 4 qts. 40c.; peck, 75c.; bushel, \$2.25; on ears, per doz., 30c.; per 100, \$2.00.

**Early Northern White Field.**

This new white corn makes a most desirable green corn for second early planting, to come in immediately after Adams Early. It makes a larger ear than Adams Early, more uniform in shape, and a most attractive and salable ear in the green state, when offered in our markets. It is very highly appreciated as a roasting-ear corn, and will prove a most valuable variety for second early roasting-ears for the trucker and market gardner or home use. Pkt. 5c.; pt. 10c.; qt. 15c.; 4 qts. 35c.; peck, 65c.; bushel, \$2.00; doz. ears, 25c.; 100 ears, \$1.75.

**Red Driver.** A fine early variety for roasting ears or field



*Early Northern White Field Corn.*

corn. The color when fully ripe and dry is a deep carmine red but is white when in the roasting-ear state. This corn is very popular with all who have grown it yielding well and making nice well shaped ears. Pkt. 5c.; pt. 10c.; qt. 15c.; 4 qts. 30c.; peck 50c.; bushel \$1.75.

## SUGAR or SWEET CORN.

The following are the best of all varieties of Sugar Corns. Our stocks are Northern-grown and of unsurpassed quality:

**Mammoth White Cory.** This is the best and largest of all the Extra Early Sweet Corns. It produces usually two or more large fine shaped ears twelve rowed which are very symmetrical and handsome. The grains are large pure white and of good quality far surpassing the old Cory or Minnesota. Pkt. 5c.; pt. 10c.; qt. 20c.; 4 qts. 50c.; peck 85c., bushel \$3.00.

**Black Mexican.** One of the sweetest and most delicious flavored of the sugar corns. Of quick maturity. Pkt. 5c.; qt. 20c.; 4 qts. 50c.

**Crosby's Early Sweet.** An excellent early variety. Ears of good size and very sweet. Pkt. 5c.; qt. 15c.; 4 qts. 40c.; peck, 75c.; bushel, \$2.25.

**Country Gentleman.** Although a comparatively new variety, its many good qualities have brought it rapidly into favor. The ears are not only of good size, but are produced in great abundance, frequently yielding three or four good ears to the stalk. The cob is very small, giving a great depth to the grain. Pkt. 5c.; qt. 20c.; 4 qts. 50c.; peck 85c., bushel \$2.50.

**Triumph Sugar.** The earliest of the large varieties; very prolific and sweet; intermediate between the preceding variety and Stowell's Evergreen. Pkt. 5c.; qt. 15c.; 4 qts. 40c.; peck 75c.; bushel \$2 25.



## SUGAR CORN—Continued.

**Egyptian.** An excellent variety, resembling the Stowell's Evergreen. The ears are large and exceptionally sweet and rich. A splendid sort both for table and market, also largely used for canning. Pkt. 5c.; qt. 15c.; 4 qts. 40c.; peck 75c.; bushel \$2.25.

**Stowell's Evergreen.** Although a late variety this has long been a great favorite. Its strong point is that it will remain in the green state longer than any other sort. Aside from this, it is exceptionally tender and sugary. Pkt. 5c.; qt. 15c.; 4 qts. 40c.; peck 75c.; bushel \$2.25. On ears, 35c. per doz.

**Late Mammoth Sugar.** This is the latest but largest of all the sugar corns. The ears grow to an immense size, and are of fine quality and flavor. Pkt. 5c.; qt. 15c.; 4 qts. 40c.; peck 75c.; bushel \$2.25. On ears, per doz 35c.

**FIELD CORNS.**—For description, prices, etc., see *Field Seeds*.

## POP CORN.

This is peculiarly the boy's crop, and one in which he takes as much interest as his elders. The amusement and pleasant hours passed while sitting round the fireside on a winter's night popping corn leaves memories that are always recurred to with delight in after years.

**Mapledale Prolific.** Very prolific. Grows about six feet high, and the ears are all of good size. It pops pure white, and is of excellent quality. Pkt. 5c.; pint, 15c.; qt. 25c.


**Rice.** A very popular white variety with pointed grains. Very highly prized for popping. Pkt. 5c.; pt. 15c.; qt. 25c.

**Queen's Golden.** This is a large-eared and handsome pop corn. The grains are large, pop perfectly white, and are exceedingly tender. The stalks grow about six feet high, and yield three or four ears each. Pkt. 5c.; pint, 15c.; qt. 25c.

One Pint each of these three varieties of Pop Corn for 35c.

**CORN SALAD.** An excellent salad for winter and spring use. Sow in September in drills nine inches to one foot apart. Tread on the rows to make the soil firm, and it will germinate better. When severe weather comes on, cover lightly with clean straw or leaves. Can also be sown early in spring.

**Large Seeded.** Round-leaved and the best variety. Pkt. 5c.; oz. 10c.;  $\frac{1}{4}$  lb. 20c.; lb. 60c.



Improved Long  
Green.

Improved Early  
White Spine.

Green Prolific.

## CUCUMBER.

**Culture.**—For very early field crop, plant in hot-bed, in pots or small paper boxes, or on pieces of sod, grass side down, so that they can be readily transplanted; or plant in the open ground as soon as the weather becomes settled warm, about the end of April or during May, in hills about four feet apart each way. Cucumbers may be protected from threatened frosts by hand glasses, or even by a paper held down at the corners by a handful of earth. The hills should be previously prepared by mixing a shovelful of well rotted manure or a small handful of Acme Brand B. B. P. Fertilizer with the soil. Put about ten seeds in each hill, and when all danger of insects is past, thin out to four. The fruit should be gathered when large enough, whether wanted or not, for if left to ripen on the vine it destroys the productiveness. For late pickling, plant in June or July. One ounce will plant fifty hills; two pounds will plant one acre.

**Insect Remedies.**—The spotted and striped cucumber beetles are the principal insect enemies, the remedy for same is Tobacco Dust sprinkled liberally on the vines and hills while the dew is on. For the cucumber borer, which bores into the cucumbers, hand-picking and destroying infested cucumbers, is the only remedy.

**Improved Early White Spine.** The favorite variety with nearly all gardeners and truckers for early and main crop. The fruits are smooth, of good shape, splendid deep green color shading to whitish at the tip ends. Our stock of this is extra fine and well adapted either for growing in greenhouse, frames or outside planting. Pkt. 5c.; oz. 10c.;  $\frac{1}{4}$  lb. 20c.; lb. 60c.

**Arlington White Spine.** A selection from the White Spine, being more pointed at each end. The young fruits

are unusually crisp and tender, of dark green color, so that this variety is considered by many to be the best for small pickles. Pkt. 5c.; oz. 10c.;  $\frac{1}{4}$  lb. 15c.; lb. 40c.

**Emerald.** A new variety which has very few seeds, and the rich dark green color for which growers have sought so long. It is strictly an evergreen, retaining its color until fully ripe. It sets its fruit early, producing long, straight, handsome cucumbers, the flesh of which is particularly crisp, tender, and of the most delicate flavor. Highly recommended for slicing, the young fruits for sour pickle, and the riper ones for sweet pickle. Pkt. 5c.; oz. 10c.;  $\frac{1}{4}$  lb. 20c.; lb. 60c.

**Cool and Crisp.** A strain of White Spine somewhat like the Arlington but larger and not so symmetrical. The flesh is very fine, being particularly crisp and tender, and it is one of the very best for table use. Pkt. 5c.; oz. 10c.;  $\frac{1}{4}$  lb. 20c.; lb. 50c.



## CUCUMBER—Continued.

- Siberian.** Extra early; very prolific; makes good-sized cucumbers of a desirable market shape. Pkt. 5c.; oz. 10c.;  $\frac{1}{4}$  lb. 20c.; lb. 50c.
- Thorburn's Everbearing.** Small sized, very early, and enormously productive. Continues long in bearing. Pkt. 5c.; oz. 10c.;  $\frac{1}{4}$  lb. 20c.; lb. 50c.
- Improved Long Green.** The cucumber for all purposes, being highly prized for table, market, shipping, and pickling. Of a dark green color, firm and crisp. Pkt. 5c.; oz. 10c.;  $\frac{1}{4}$  lb. 20c.; lb. 50c.
- Green Prolific, or Boston Pickling.** One of the best for pickling; dark green, very productive, and of uniform small size. Pkt. 5c.; oz. 10c.;  $\frac{1}{4}$  lb. 15c.; lb. 40c.
- Westerfield's Chicago Pickling.** A very prolific and valuable pickling cucumber. Pkt. 5c.; oz. 10c.;  $\frac{1}{4}$  lb. 20c.; lb. 50c.
- Jersey Pickling.** Intermediate between Long Green and Green Prolific, forming long slender cylindrical fruits of dark green color. Pkt. 5c.; oz. 10c.;  $\frac{1}{4}$  lb. 15c.; lb. 40c.
- Gherkin, or Burr.** A small, oval-shaped, prickly variety, used exclusively for pickles for which it is very desirable. Pkt. 5c.; oz. 10c.;  $\frac{1}{4}$  lb. 25c.; lb. 75c.

## CRESS, OR PEPPER GRASS.

(GERMAN, *Kresse*.)

**Culture.**—Sow the Curled Cress at intervals early in the spring in shallow drills twelve inches apart. Cress requires a rich soil. The Water Cress should be sown in the spring along the edge of brooks or small streams, or in wet, mucky land. Only one sowing is necessary, as it reseeds and increases very rapidly.

**Curled.** Used as a small salad, like lettuce, the leaves impart a warm, pungent taste. Pkt. 5c.; oz. 10c.;  $\frac{1}{4}$  lb. 15c.; lb. 40c.

**Water Cress.** One of the most delicious of small salads, and should be grown on every farm on which there is a small stream. Always in demand in the large city markets. Pkg. 10c.; oz. 30c.


## EGG PLANT.

The Egg Plant should be grown in every Southern garden, it being well adapted to our Southern climate. It makes a most delicious dish.

**Culture.**—In February or March sow in hot-beds and keep warm. When two inches high transplant to pots or to good, rich soil. About the middle of May set out three feet apart each way, and protect from bugs by dusting lightly with Slug Shot. One ounce will produce about one thousand plants.

**Insect Remedies.**—The Colorado potato bug is the principal enemy. For remedies, see under the head of Potatoes.

**New York Improved Purple.** One of the best and largest varieties in cultivation. Our strain of this

*New York Improved Purple Egg Plant.*

variety is specially fine. The plant is robust, low-growing, branching freely, and bears large oblong-shaped purple fruits. There are many varieties of Egg Plant offered, but we consider this superior to any other. Pkt. 5c.; oz. 25c.;  $\frac{1}{4}$  lb. 75c.; lb. \$2.50.

**Improved Spineless.** This variety is almost entirely free from spines or thorns and on this account more easily gathered. The fruit resembles New York Improved. Pkt. 5c.; oz. 35c.;  $\frac{1}{4}$  lb. \$1.00; lb. \$3.50.

## ENDIVE.

A very delightful and refreshing vegetable used mostly for salad and a substitute for Lettuce, which it resembles. Endive may be grown at any season of the year, but is generally used only late in the fall.

**Culture.**—Sow in August in drills eighteen inches apart, and when large enough, thin out to one foot apart. When nearly grown, tie up the outer leaves to blanch the heart. In dry seasons give plenty of water.

**Green Curled.** This is the hardiest and best variety for general use. The deep green leaves are beautifully cut and curled, easily blanched and become very crisp, tender and fine flavored. Pkt. 5c.; oz. 15c.;  $\frac{1}{4}$  lb. 40c.; lb. \$1.25.

**Large Green Curled.** A large, coarse, strong growing variety which when tied up blanches well. Pkt. 5c.; oz. 20c.;  $\frac{1}{4}$  lb. 50c.; lb. \$1.75.

**GARLIC.** Bulbous rooted plants resembling onions and having a strong, penetrating odor. Used for flavoring soups, stews, etc. We cannot supply Garlic seed, but offer bulbs as follows:  $\frac{1}{4}$  lb. 10c.; lb. 25c.;

*Green Curled Endive.*

## MUSTARD.

This is grown to quite a large extent in the Southern States. It is used the same as Spinach, or boiled with meat as greens. The white or yellow seeded variety is cultivated chiefly for medicinal purposes or pickling.

**Culture.**—Sow during February, March or April, or in the fall during September or October, either broadcast or in rows six inches apart. Cut when about three inches high. Sow one ounce to eighty feet of drill, or broadcast at the rate of five or six pounds per acre.

**Southern Giant Curled.** An improved variety, much esteemed in the South. Very succulent, pungent, and of sweet flavor. Pkt. 5c.; oz. 10c.;  $\frac{1}{4}$  lb. 30c.; lb. 85c.

**White or Black.** Used for salad. Oz. 5c.;  $\frac{1}{4}$  lb. 10c.; lb. 25c.

**Mustard Seed for Pickling.** Lb. 15c.

## KALE OR BORECOLE.

**Culture.**—Sow either broadcast or in drills eighteen inches apart, from first of September till the middle of October. It may also be sown in February or March, at which time the Smooth or Spring Kale is best. Of late years the latter has been largely sown in the fall, making greens earlier than the winter sorts. Protect with straw or coarse litter in severe weather, as it can be cut during the winter and spring. Sow winter sorts at the rate of three or four pounds to the acre. Spring Kale can be sown broadcast at the rate of eight pounds to the acre, or four or five pounds in drills.

**Early Curled Siberian.** The old standard winter variety. The leaves are a bright green color, tinged with purple, and beautifully curled and delicate in flavor. In the latitude of Louisville it will stand throughout the winter without protection. Oz. 5c.;  $\frac{1}{4}$  lb. 15c.; lb. 50c.

**Dwarf Green Curled Scotch, or Norfolk.** One of the most popular shipping sorts; very largely used in the Norfolk trucking district. The leaves are of a bright green color, beautifully curled. Should be sown in rows, in August and September. Pkt. 5c.; oz. 10c.;  $\frac{1}{4}$  lb. 15c.; lb. 50c.

**Spring or Smooth Kale.** A hardy, quick-growing, smooth-leaved variety, which makes a fine salad. Very hardy, and is largely sown in September for use during the winter and spring months. The best for sowing in the spring. Pkt. 5c.; lb. 15c.; 2 lbs. for 25c.



*Dwarf Green Curled Scotch, or Norfolk.*

## KOHL RABI.

A vegetable intermediate between the cabbage and turnip, which combines the flavor of both. It forms a turnip-shaped bulb above the ground which is prepared for the table like turnips. If used when young and tender makes a delicate and desirable vegetable.

**Culture.**—For early use sow in hot-beds or in the open ground in March or April, in rows eighteen inches apart. Thin out or transplant like cabbage. Can also be sown in June or July for fall. One ounce will sow 200 feet of drill.

**Extra Early White Forcing.** An extremely quick growing variety for frames or early sowing outside. Small, handsome, white bulb and of fine quality. Pkt. 5c.; oz. 25c.;  $\frac{1}{4}$  lb. 75c.; lb. \$2.50.

**White Vienna.** Splendid sort for general use having white tender flesh, and making good sized bulbs. Pkt. 5c.; oz. 20c.;  $\frac{1}{4}$  lb. 50c.; lb. \$1.75.

**LEEK.** The leek is generally considered superior to the onion for soup flavoring, etc.

**Culture.**—Sow as early as practicable in the spring in a light rich, moist soil, in drills half an inch deep. When six or eight inches high trim off the tops and roots, and transplant to rows one foot apart and six inches apart in the row, setting them three or four inches deep and earthing up as they grow, so that the necks will become well blanched. The seed may also be sown in September, and the young plants transplanted in the fall or early spring to where they are to remain. One ounce will sow about 100 feet of drill.

**Large Flag.** Very large and popular. Pkt. 5c.; oz. 15c.;  $\frac{1}{4}$  lb. 40c.; lb. \$1.25.



*Early White Vienna.*

## HERBS.

**Culture.**—Sow in spring, in shallow drills twelve inches apart. Gather on a dry day, just before they come into bloom, dry in the shade, and put into closely corked bottles.

**Anise.** Cultivated for seasoning or garnishing, and use medicinally. Pkt. 5c.; oz. 10c.

**Balm.** A hardy perennial, used medicinally in cases of fever. Pkt. 5c.; oz. 20c.

**Basil Sweet.** The seeds and small tops are used largely in flavoring soups, etc. Pkt. 5c.

**Bene.** Excellent for cholera infantum, etc. Pkt. 5c.; oz. 15c.

**Caraway.** Seed aromatic. Used in pastry, confectionery and for flavoring. Pkt. 5c.; oz. 10c.;  $\frac{1}{4}$  lb. 25c.; lb. 75c.

**Dill.** The leaves are used in soups, sauces and pickles. Pkt. 5c.; oz. 10c.;  $\frac{1}{4}$  lb. 25c.; lb. 80c.

**Fennel.** A perennial which is excellent for fish sauces. Pkt. 5c.; oz. 10c.

**Lavender.** A popular aromatic herb. Pkt. 5c.; oz. 20.

**Summer Savory.** Used as a culinary herb. Pkt. 5c.; oz. 15c.

**Sweet Marjoram.** Used in soups, etc. Pkt. 5c.; oz. 20c.

**Thyme.** For seasoning soups and stuffings. Pkt. 5c.; oz. 30c.;  $\frac{1}{4}$  lb. \$1.00.

**Sage.** Used for seasoning stuffing and sauces. Pkt. 5c.; oz. 15c.;  $\frac{1}{4}$  lb. 40c.; lb. \$1.25.



*Sage. Sweet Majoram. Summer Savory. Thyme.*

## LETTUCE.

The quality of lettuce depends largely on its quick growth, and this can only be obtained by transplanting to rich, mellow soil, deeply worked and cultivating well. Lettuce fresh from the garden is so much better quality than the shipped, half wilted product so often sold.

**Culture.**—For winter forcing make sowings from September to February. Sow the Curled varieties about every four weeks, the Head or Cabbage sort about six weeks apart. As one crop is cut out another can be planted. For early spring crop sow under glass in January or February, and transplant in the spring. For a succession, sow at intervals of three weeks until end of April. For autumn use, sow in July. For fall planting, sow the hardy varieties in September and transplant when large enough to cold frames nine inches apart. One ounce of seed will sow two hundred feet of drill, and produce about 1,500 plants.

**Insect Remedies.**—Plant-lice sometimes interfere considerably with lettuce grown in hot-beds or greenhouse. The remedies are the application of tobacco dust to plants and soil or fumigation with tobacco. For the green lettuce worm the remedy is pyrethrum mixed with not more than three times its bulk of flour and dusted on the plants while the dew is on.

### Curled or Loose Head Varieties.

**Black Seeded Simpson.** (White Paper Lettuce). A very popular sort among market gardeners. Forms a large loose head; its nearly white curly leaves, thin, exceedingly tender, and of good quality. Splendid for growing under glass. Pkt. 5c.; oz. 15c.;  $\frac{1}{4}$  lb. 35c.; lb. \$1.00.

**Tilton's White Star.** A splendid sort either for forcing or outdoors. Bright color, crisp, long keeper and superior to B. S. Simpson for greenhouses not having full sunlight. Pkt. 5c.; oz. 15c.;  $\frac{1}{4}$  lb. 35c.; lb. \$1.00.

**Grand Rapids.** This variety is especially adapted to greenhouse or forcing in frames. It is the result of fifteen years selection from the Black Seeded Simpson, and is generally recognized as the standard of forcing lettuces. The plant is upright, forms a loose head of large green leaves, crimped at the edges, not liable to rot, and stands some days after ready to cut. Splendid for market, shipping or family use, either indoors or outside. Pkt. 5c.; oz. 15c.;  $\frac{1}{4}$  lb. 35c.; lb. \$1.25.

**Early Curled Simpson.** Makes a curly, loose head; early and tender. Pkt. 5c.; oz. 15c.;  $\frac{1}{4}$  lb. 30c.; lb. \$1.00.



*Black Seeded Simpson.*

### Cabbage or Heading Varieties.

**Wood's Cabbage.** This makes a splendid, large, hard head, very hardy, and exceedingly slow in running to seed; in fact we have often found it necessary to cut the heads in order to let the seed-stalk get out. Its many fine qualities have made it a prime favorite wherever grown. Pkt. 5c.; oz. 20c.;  $\frac{1}{4}$  lb. 60c.; lb. \$2.00.

**Big Boston.** A sterling variety, adapted either for forcing or open ground planting. Similar in shape, color, and general appearance to the Tennisball, but has the advantage of being nearly double the size. It is a little later in maturing, but the solidity and greater size of head make it peculiarly desirable. Pkt. 5c.; oz. 15c.;  $\frac{1}{4}$  lb. 45c.; lb. \$1.50.

**California Cream Butter.** In shape this is distinct, heading up like a cabbage, and almost as solid. The color is light green, almost white; the flavor rich and buttery, and very tender. Specially recommended for forcing for spring and summer use. Pkt. 5c.; oz. 15c.;  $\frac{1}{4}$  lb. 35c.; lb. \$1.25.

**Golden Queen.** A splendid early lettuce, forming fine, hard heads of the best quality. One of the earliest heading sorts, and very popular for growing in frames, as on account of its small size it can be planted close. Pkt. 5c.; oz. 15c.;  $\frac{1}{4}$  lb. 50c.; lb. \$1.50.

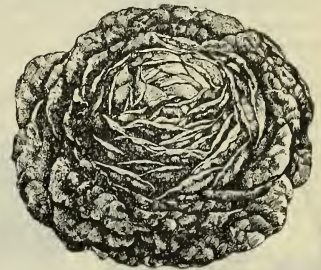
**Denver Market.** An early variety of heading lettuce, and fine either for forcing or outside. The heads are large, solid and of a desirable green color, leaves curled and crimped like a Savoy Cabbage. Very crisp and tender, and most desirable either for home or market use. Pkt. 5c.; oz. 15c.;  $\frac{1}{4}$  lb. 35c.; lb. \$1.25.

**Market Gardeners Private Stock.** A most desirable sort, with deep bright green leaves, slightly wrinkled or savoyed leaves, forming large heads, which blanch nicely and remain a long time in condition for use.

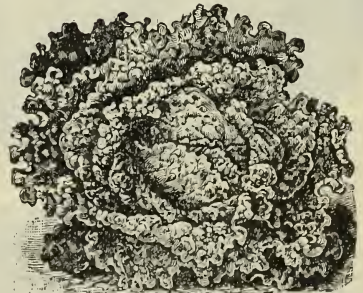
A sort which cannot fail to please those who appreciate high quality. Pkt. 5c.; oz. 15c.;  $\frac{1}{4}$  lb. 40c.; lb. \$1.40.

We also have good stocks of the following well-known sorts:

**Deacon, Boston Market, Improved Hanson, Dutch Butterhead, Salamander, Trianon Cos and Henderson's New York.** Price of all these varieties. Pkt. 5c.; oz. 15c.;  $\frac{1}{4}$  lb. 30c.; lb. \$1.00.



*Golden Queen.*



*Denver Market.*



*California Cream Butter Lettuce.*



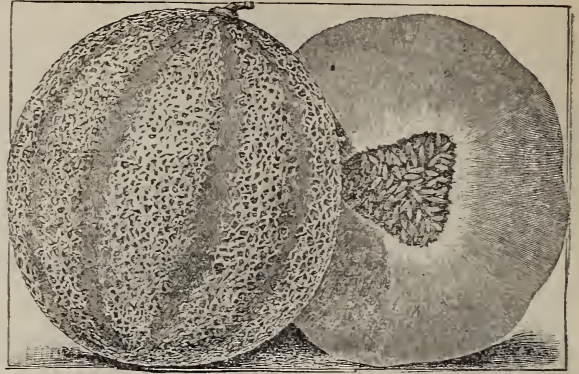
*Big Boston.*

## CANTALOUPE, or MUSK MELON.

**Culture.**—Prepare hills four to six feet apart; a rich, moderately dry, sandy soil is best, using well-rotted stable manure, or Acme Brand B. B. P. Fertilizer, which should be well mixed with the soil. When danger of frost is past, plant ten to twelve seeds about an inch deep in each hill, and when danger of insects is over, thin out to four plants to the hill. Ashes, lime, or even dry road-dust is excellent to sprinkle over the young plants when the dew is on to prevent the attacks of insects. To promote fruitfulness, pinch the ends of the vines when they begin to blossom, especially if the growth is very luxuriant, and cultivate until the vines cover the ground. Be careful not to grow them near cucumbers, squashes, etc., as they readily hybridize, and the flavor of both is injured. Cantaloupes grown on heavy soil are not of the best quality. One ounce of seed will plant sixty hills; two pounds will plant one acre.

**Insect Remedies.**—The yellowish green and slightly hairy melon worm is the principal enemy to the melons, not only eating the leaves of the vines, but also eating holes in the melons. The liberal use of Tobacco Dust in and upon the hills and vines is one of the best remedies for this and other insects that prey upon the melons and melon vines.

**Paul Rose.** This splendid new Melon is one of the very best varieties for either home use or market that has been introduced for many years. It is a successful cross of the Osage with the Netted Gem, combining the sweetness of the former with the fine netting of the Gem. It has a firmness of rind and structure of flesh peculiarly its own, and superior in this respect to any other melon in existence, surpassing all other varieties as a shipper and long keeper; has a very small seed cavity. It has a deep orange-colored flesh, and is of very uniform shape, averaging a uniform diameter of about five inches. All growers who tried this last year were highly pleased, and it brought the very highest prices on our market. Pkt. 5c.; oz. 10c.;  $\frac{1}{4}$  lb. 30c.; lb. \$1.00.



*Paul Rose Cantaloupe.*

**Rocky Ford.** This famous melon has been shipped by carloads into nearly every large city in the union, and has given such splendid satisfaction that the very highest prices have been obtained for them everywhere. The melons are really the true Netted Gem type, medium sized oval, and so very sweet and fine flavored that when they are once eaten there is always a longing for more. The vines are vigorous, very prolific and continue bearing enormous quantities of fruit during the entire season. There are many stocks of seed offered on the market as Rocky Ford which are not as claimed. Our own stock was saved from select melons grown at Rocky Ford, Colo., and will give the best satisfaction. Pkt. 5c.; oz. 10c.;  $\frac{1}{4}$  lb. 30c.; lb. \$1.00.

**Perfection.** This variety is very rightly named, for it as nearly reaches perfection as any sort we have ever seen. The quality is delicious, the appearance superb and yield enormous. It is altogether one of the best of large cantaloupes, whether wanted for shipping, the nearby market or home use. The flesh is thick, of a beautiful deep, rich green color, turning to a salmon; unusually sweet and luscious. Pkt. 5c.; oz. 10c.;  $\frac{1}{4}$  lb. 25c.; lb. 85c.; 5 lb. lots and over, 75c. per lb.

**Extra Early Hanover.** The earliest of all cantaloupes,



*Rocky Ford Cantaloupe.*

and on this account highly recommended for early market. It is of small size, round and flattened at the ends, ribbed and well netted. The flesh is fairly good quality, its main value, however, is its extreme earliness. Pkt. 5c.; oz. 10c.;  $\frac{1}{4}$  lb. 25c.; lb. 75c.; 5 lb. lots, 70c. per lb.

**Extra Early Hackensack.** This sort resembles the Large Hackensack in shape, but is fully ten days earlier. Has a roughly-netted skin, and dark thick flesh of excellent flavor; one of the best market sorts. Pkt. 5c.; oz. 10c.;  $\frac{1}{4}$  lb. 20c.; lb. 50c.

**Osage, or Miller Cream.** A splendid melon equalled in delicacy of flavor only by the Emerald Gem, and surpassed by none. It is of medium size, oval-shape, salmon-colored flesh, and very thick meat; a splendid table melon. Pkt. 5c.; oz. 10c.;  $\frac{1}{4}$  lb. 20c.; lb. 50c.



*Perfection Cantaloupe.*

## CANTALOUPE OR MUSK MELON—Continued.

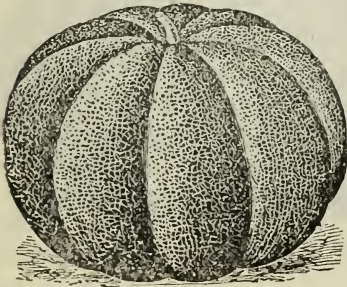
*Netted Gem Cantaloupe.*

thickly netted, flesh light green and good quality. Pkt. 5c.; oz. 10c.;  $\frac{1}{4}$  lb. 20c.; lb. 50c.

**Baltimore, or Acme.** During the season this melon is always in demand in the best hotels and restaurants, and finds ready sale. It is oval-shaped, and has very thick, green flesh of the finest flavor. One of the best sorts for shipping. Pkt. 5c.; oz. 10c.;  $\frac{1}{4}$  lb. 20c.; lb. 50c.

**Skillman's Netted Nutmeg.** A medium-sized cantaloupe; thickly netted and of excellent flavor; medium early. Pkt. 5c.; oz. 10c.;  $\frac{1}{4}$  lb. 20c.; lb. 50c.

**Jenny Lind.** An extra early variety; small sized, but of good quality. Pkt. 5c.; oz. 10c.;  $\frac{1}{4}$  lb. 20c.; lb. 50c.

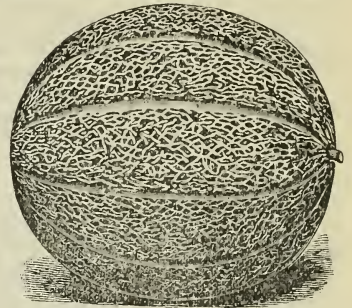
*Long Island Beauty.*

**Long Island Beauty.** An early variety resembling Extra Early Hackensack. It grows to a good size, is of rounded shape, flattened at the ends, and combines earliness, yield and quality. Pkt. 5c.; oz. 10c.;  $\frac{1}{4}$  lb. 20c.; lb. 50c.

**Large Hackensack, or Turk's Cap.** A popular and large-growing medium early sort. Pkt. 5c.; oz. 10c.;  $\frac{1}{4}$  lb. 20c.; lb. 50c.

**Banana.** Grows eighteen to twenty-four inches long; quite a curiosity. Pkt. 5c.; oz. 10c.;  $\frac{1}{4}$  lb. 20c.; lb. 50c.

**Glass Melon.** An old-fashioned preserving sort. The fruits are about the size and shape of a lemon, the color of rind a light lemon yellow. When preserved they become perfectly transparent and of delicious flavor. Pkt. 5c.; oz. 10c.;  $\frac{1}{4}$  lb. 25c.; lb. 75c.

*Champion Market.*

## WATERMELON.

**Our Watermelon Seed is all Southern Grown, and Produces Vastly Superior Melons to Northern or Western Grown Seed.**

**Culture.**—Cultivate exactly like cantaloupes, but give more room, say ten to twelve feet apart each way. They should not be planted near pumpkins, gourds, or their species, as they will hybridize and injure the flavor of both. One ounce will plant thirty hills; three pounds will plant an acre.

**Insect Remedies.**—See under cantaloupes.

**Triumph.** This new watermelon has been extensively planted by the largest growers all over the country, and it has given almost universal satisfaction for shipping and market purposes. The season last year around Louisville on the whole was unfavorable, and though there were no complaints, we do not think that Triumph had a fair trial and so we are fully satisfied from our own experience of its superior qualities, heartily recommend it where large melons are wanted. The rind is of dark green color, with indistinct stripe, flesh deep crimson, ripening up evenly and of very fine quality. Our grower (the introducer) writes us that the melons from which our seed stock is saved this year, grew tremendously large, some of them weighing over 120 pounds each, and though this was away down South we think that our customers will have no reason to complain of size, appearance, yield, or quality, if Triumph is planted. Pkt. 5c.; oz. 10c.;  $\frac{1}{4}$  lb. 25c.; lb. 75c.

**Blue Gem.** This has created quite a stir among Southern shippers, whole crops being planted in Blue Gem. It will average larger than the Kolb Gem, and as a table melon is far superior. It is of a dark bluish green color, very uniform in size and shape, crimson flesh, equal to any as a shipper, and shows up well in bulk. Pkt. 5c.; oz. 10c.;  $\frac{1}{4}$  lb. 20c.; lb. 50c.; 5-lb. lots and over, 45c. lb.

*Triumph Watermelon.*

## WATERMELON—Continued.

*Kleckley Sweets Watermelon.*

**Kleckley Sweets.** This is one of the best flavored melons in cultivation, and of a shape and color that is extremely desirable. The rind is very dark green, very thin, flesh deep scarlet, fine and of delicious quality. For the home market and family garden it is decidedly one of the best. Pkt. 5c.; oz. 10c.;  $\frac{1}{4}$  lb. 25c.; lb. 75c.

**Duke Jones.** A Southern variety, of which the originator writes: "I can safely say that none finer grows. It is extra early, extra large, very prolific, and of finest flavor." A Florida grower states that he "grew one thousand melons weighing from forty to seventy-five pounds each." A commission house writes: "They are the finest variety we have ever handled." We strongly recommend this sort for the home


market or private use. Pkt. 5c.; oz. 10c.;  $\frac{1}{4}$  lb. 20c.; lb. 50c.; 5 lbs. and over, 45c.

**Jackson.** An old popular favorite, making one of the best table melons grown; is medium size, of light green color, thin rind, sweet, and of the most delicious flavor. Pkt. 5c.; oz. 10c.;  $\frac{1}{4}$  lb. 25c.; lb. 75c.

**Girardeau's New Favorite.** Resembles the well-known Florida Favorite, but is larger. It is early, productive, tender and crisp; has bright red flesh and small white seeds. The rind is thin and too tender to stand shipment long distances, but is without an equal for home use or near-by market. Pkt. 5c.; oz. 10c.;  $\frac{1}{4}$  lb. 20c.; lb. 50c.

**The Jones.** One of the best quality melons grown, good size and appearance. It often attains a weight of sixty to seventy pounds. The skin is solid green in color, the flesh bright red, and is exceedingly sweet, juicy, and melting. Pkt. 5c.; oz. 10c.;  $\frac{1}{4}$  lb. 20c.; lb. 50c.

**Florida Favorite.** "When you want quality in melons plant Florida Favorite" is the advice of everyone who has tried this delicious variety. It has long been a prime favorite for home consumption, for which purpose it is regarded by many as the finest melon grown. Ripens early, has dark skin with light green stripes and light crimson flesh; exceedingly sugary and so delicious and melting that one feels perfectly satisfied when eating Florida Favorite. Pkt. 5c.; oz. 10c.;  $\frac{1}{4}$  lb. 20c.; lb. 50c.

*Florida Favorite Watermelon.*


**Dixie.** A cross of the Kolb Gem on the Mountain Sweet, and claimed by the introducer to be the finest of all shipping melons. It ripens early, the vines are strong and vigorous, and the fruit large. Pkt. 5c.; oz. 8c.;  $\frac{1}{4}$  lb. 15c.; lb. 35c.

**Dark Icing.** A solid, early melon, weighing from twenty-five to thirty pounds. The meat is of a deep, rich red color, and of the most delicious flavor. This is really the best extra early melon grown. Pkt. 5c.; oz. 8c.;  $\frac{1}{4}$  lb. 15c.; lb. 40c.

**Jordan's Gray Monarch, or Long Light Icing.** One of the largest of melons, and a fine shipper, carrying well for long distances. It is long in shape, with skin of mottled gray color, and bright crimson flesh. The flavor is sweet and delicious. Pkt. 5c.; oz. 8c.;  $\frac{1}{4}$  lb. 15c.; lb. 45c.

**Kolb Gem.** For shipping purposes this is more largely grown than any other sort. It grows large, uniformly round, and its keeping qualities are unequalled. The flesh is bright red, solid and of good flavor. Pkt. 5c.; oz. 8c.;  $\frac{1}{4}$  lb. 15c.; lb. 35c.; 5 lbs. and over, at 30c. lb.

**Pride of Georgia.** One of the largest growing and most satisfactory melons in our list. Dark green rind; oval-shaped; meat bright red, ripening up solidly. Unsurpassed as a table melon. Pkt. 5c.; oz. 8c.;  $\frac{1}{4}$  lb. 15c.; lb. 35c.

*Sweet Heart Watermelon.*


**Sweet Heart.** A new shipping melon of large size and fine quality. The vines are very vigorous and productive, bearing the fruit early. Melons uniform in size, oval-shaped and very heavy. The rind is light green, thin, but firm, flesh bright crimson, sweet and tender. This melon is particularly fine for distant shipping, being of such fine appearance that they sell readily, and they remain in fit condition to use longer than any other sort. Pkt. 5c.; oz. 10c.;  $\frac{1}{4}$  lb. 15c.; lb. 40c.

**Mammoth Ironclad.** Splendid late sort; striped skin; flesh bright red; good shipper. Pkt. 5c.; oz. 8c.;  $\frac{1}{4}$  lb. 15c.; lb. 35c.

**Peerless, or Ice Cream.** An excellent early sort; white seeded; oblong; luscious. Pkt. 5c.; oz. 8c.;  $\frac{1}{4}$  lb. 15c.; lb. 35c.

**Georgia Rattlesnake.** A popular Southern shipping variety; skin striped; oblong in shape. Pkt. 5c.; oz. 8c.;  $\frac{1}{4}$  lb. 15c.; lb. 40c.

**Citron** (for preserving). Pkt. 5c.; oz. 10c.;  $\frac{1}{4}$  lb. 20c.; lb. 50c.



## ONION.

We strongly advise our customers to give more attention to the planting of onions, as they are proving a very profitable and satisfactory crop, both for sale in our home markets and for shipping. Onions must be planted on clean rich, soil for best results.

### HOME GROWN ONION SEED.

The demand in this locality for home grown Yellow Danvers and Silver Skin Onion is always very large, as the gardeners who grow sets prefer it to Northern or Western seed. We have secured a supply of these two varieties from the best growers here, which has been carefully tested, and we think can be relied on for satisfactory results.

**Culture.**—*Large Onions from Seed.*—To grow large onions from seed the first year, sow in January or February in hot-beds or trays. As soon as the weather opens and the sets are the size of a goose-quill, transplant to rows twelve inches apart and four to six inches between the onions. Transplanting is of decided benefit to onions, making them grow larger and increasing the yield considerably, in some instances double the yields being reported over those not transplanted. They can also be sown in the open ground in February or March, at the rate of five or six pounds to the acre, in drills twelve inches apart, thinning out afterwards to three or four inches apart in the drill. The Italian varieties can be sown in August or in September, and transplanted about the end of October or early in November. They succeed and do very well indeed in this way.

*Growing Onion Sets from Seed.*—To grow onion sets the seed should be sown in broad, wide rows, at the rate of forty to fifty pounds per acre, and kept clean of weeds. In late summer, or whenever the tops die, remove the small bulbs, buttons or sets to a dry place, spreading them out thinly on trays made of laths piling one on top of another, separated by blocks, so that the air can circulate freely between them. The larger sized sets should be sold for pickling, and only the smallest sets retained for planting.

- Extra Early Red.** A quick-growing medium-sized sort, desirable for spring seeding; uniform in size and shape, close-grained, of mild flavor. Pkt. 5c.; oz. 15c.;  $\frac{1}{4}$  lb. 40c.; lb. \$1.25
- Extra Early White Pearl.** The quickest growing of all the white sorts; makes large pearly white onions, tender, mild, and of excellent flavor. The seed should be sown in the spring thickly, and the sets put out in the fall. In this way large onions may be had before any other sorts are ready. Pkt. 5c.; oz. 20c.;  $\frac{1}{4}$  lb. 50c.; lb. \$1.50.
- Silver Skin.** Excellent variety for family use. Skin and flesh pure white; mild flavor and globe-shape. The best white onion to grow largely for sets. Pkt. 5c.; oz. 10c.;  $\frac{1}{4}$  lb. 30c.; lb. 80c
- Yellow Globe Danvers.** Standard variety; globe-shaped, large in size. One of the principal main crop sorts. Keeps well, and is a most desirable market or table onion. Pkt. 5c.; oz. 10c.;  $\frac{1}{4}$  lb. 25c.; lb. 60c.
- Large Red Wethersfield.** A very attractive onion. Medium early; skin purplish red and flesh purplish white. Pkt. 5c.; oz. 15c.;  $\frac{1}{4}$  lb. 25c.; lb. 85c.

## Italian and Spanish Sorts.

- Prize Taker, or Spanish King.** Like nearly all Spanish onions, this makes extra large size onions and of particularly fine flavor. The outside skin is a rich yellow straw color, and the flesh is pure white, sweet, mild and tender. It ripens up fine and hard, and makes a very handsome and attractive onion. Pkt. 5c.; oz. 20c.;  $\frac{1}{4}$  lb. 50c.; lb. \$1.50.
- Mammoth Silver King.** This is one of the largest onions in cultivation, growing to a remarkable size. The skin is a beautiful silvery white, flesh pure white, and of a particularly mild and pleasant flavor. It matures early, and grows uniformly of large size and perfect form, flattened at the top. Specially recommended both for fall and spring planting. Pkt. 5c.; oz. 20c.;  $\frac{1}{4}$  lb. 50c.; lb. \$1.50.
- Copper King.** This attains an enormous size, single onions having been grown weighing four pounds. The skin is a reddish yellow color, flesh white, very sweet, mild, tender. Pkt. 5c.; oz. 15c.;  $\frac{1}{4}$  lb. 40c.; lb. \$1.25.
- White Queen.** A beautiful, small white onion, excellent for pickling. Pkt. 5c.; oz. 20c.;  $\frac{1}{4}$  lb. 60c.; lb. \$1.75.

## OKRA OR GUMBO.

This vegetable should be much more generally grown, as it adds consistency, and makes a fine flavoring for soups, stews, and gravies. Also gives a good flavor to canned tomatoes.

**Culture.**—When the ground has become warm, sow thickly in drills three feet apart, and when large enough, thin out to eight inches apart in the rows. To keep for winter use slice the pods when young and tender into narrow rings; string and hang in the shade to dry. One ounce will sow fifty feet of drill.

**White Velvet.** This variety bears round, white, smooth pods, unlike other varieties, which are ridged or square-edged. The pods are of extra large size, and are produced in great abundance. Pkt. 5c.; oz. 8c.;  $\frac{1}{4}$  lb. 15c.; lb. 40c.

**Improved Dwarf Prolific, or Density.** An excellent prolific sort. Pkt. 5c.; oz. 8c.;  $\frac{1}{4}$  lb. 20c.; lb. 50c.

**Tall.** Produces dark green ridged pods. Pkt. 5c.; oz. 8c.;  $\frac{1}{4}$  lb. 15c.; lb. 35c.

Prices on Yellow Danvers and Silver Skin Onion Seeds will be 10c per lb. less than above prices.



## ONION SETS.

If to be sent by mail, add 10c. per quart for postage.

**Culture.** Plant the sets four inches apart, in rows about half an inch deep and one foot between the rows, but do not cover the sets entirely. This applies to all varieties except the Potato Onion, which should be planted in rows fifteen inches apart and nine inches apart in the row, and then covered with about one inch of soil. All varieties can be set out in the fall as well as the spring. Fall planting of onions are succeeding very well in the South, and should be more generally practiced.

**White Potato, or Multiplier.** A variety of Potato Onion, differing from the old sort, in that it is pure white. Of medium size, hardy, productive, and of finest flavor. It is the best keeping onion we

have ever grown. Qt. 15c.; peck, \$1.00; bushel prices on application.

**Yellow Potato Onion Sets.** The largest yielding and a most profitable onion to grow in the South. It is of large size and mild flavor. This variety grows from sets only; they never make seed. They can be set out either in the fall or spring. Equally well adapted to be sold green as a bunch onion, or as full matured large onions. Great care should be used in selecting sets of this sort, as many dealers, through ignorance, sell sets which resemble Potato Onion, but which have degenerated to such an extent as to be no longer worthy of cultivation. Qt. 15c.; peck, 75c.; bushel, \$2.00.

**Yellow Danvers.** Qt. 15c.; peck, 75c.; bushel prices on application.

**Silver Skin.** Qt. 15c.; peck, 90c.; bushel prices on application.

## PARSLEY.

Parsley is so easily grown and useful for so many purposes that every garden, no matter how small, should have a supply. A very pretty effect is produced if parsley is used as an edging for flowers or vegetable beds and when it is pulled off or cut, shoots out again quickly and keeps up a delightful fresh green edging all the season. In the winter parsley can be very profitably grown under glass and is very profitable.

**Culture.**—Soak the seed in water a few hours, and sow in rich soil early in spring, in rows a foot apart, and cover lightly. Parsley is slow to germinate, and is sometimes three or four weeks in coming up. One ounce will sow one hundred and fifty feet of drill.



*Moss Curled Parsley.*

**Champion Moss Curled.** The best and most improved strain. It is beautifully curled and crimped, and is the best for garnishing and flavoring. It makes an ornamental plant for edging walks. Pkt. 5c.; oz. 10c.;  $\frac{1}{4}$  lb. 20c.; lb. 60c.

**Plain.** Very hardy and stronger in flavor than the curled. Pkt. 5c.; oz. 10c.;  $\frac{1}{4}$  lb. 20c.; lb. 45c.

## PARSNIP.

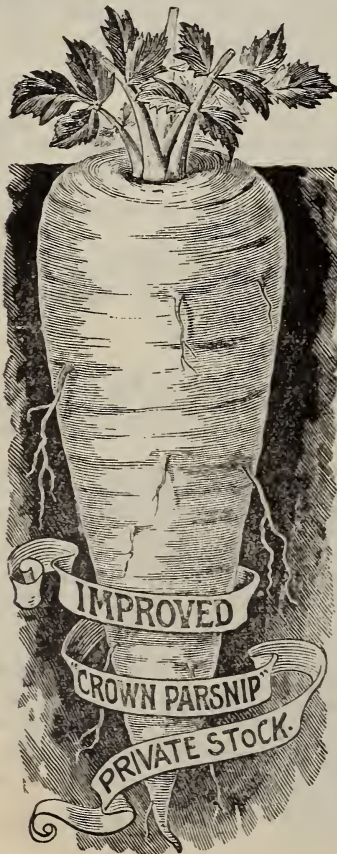
Parsnips remain in the ground all winter without protection, and can be dug for use as required until they begin to run to seed in the spring. They are, altogether, a most desirable winter vegetable, and should be much more largely grown than at present.

**Culture.**—A rich sandy loam, deeply worked, is the best for parsnips. Sow in the spring, in drills eighteen inches apart, covering lightly. Parsnip seed is very slow in germinating, especially when the ground is dry. When the plants are two inches high thin out to four or six inches apart. One ounce of seed will sow two hundred feet of drill. Five pounds to the acre.

**Improved Sugar Parsnip.** This is a selection and decided improvement over the old Sugar or Hollow Crown Parsnip, both in shape of roots and flavor.

The great improvement in this variety is in the shape and quality of the roots produced, and also in the healthier and larger growth of foliage which it makes. It makes a large root at the top, and tapers off and makes a fine, white, shapely parsnip of much handsomer appearance than the ordinary Sugar or Hollow Crown variety, not only being more attractive and salable in our markets, but also making a much better appearing vegetable when cooked. Pkt. 5c.; oz. 10c.;  $\frac{1}{4}$  lb. 25c.; lb. 75c.

**Sugar Hollow Crown, or Guernsey.** This is an old standard variety. Smooth skin, tender, and well flavored. It is good, either for table use or stock. Pkt. 5c.; oz. 8c.;  $\frac{1}{4}$  lb. 15c.; lb. 40c.





# GARDEN PEAS.—Round or Smooth Varieties.

To truckers requiring large quantities of Peas we will quote prices on application.

These are a great specialty with us and our stocks have given the very best satisfaction to truckers and gardeners.

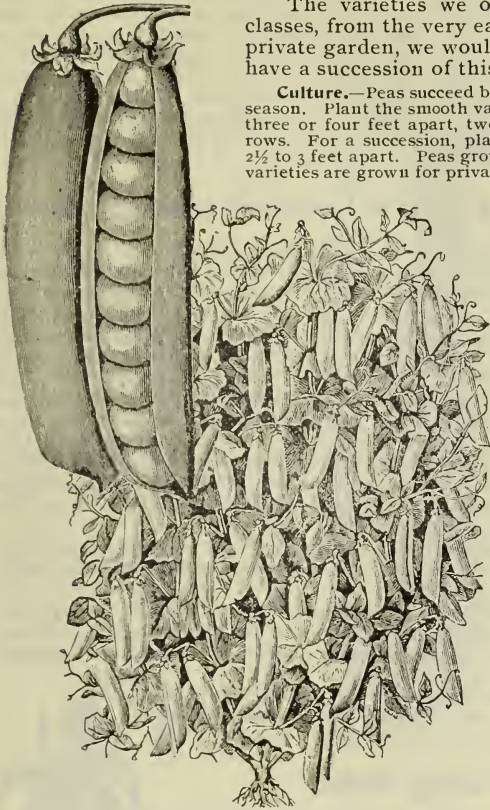
The varieties we offer are the best in cultivation, the list embracing all classes, from the very earliest to the main crop and late sorts. If wanted for a private garden, we would suggest that two or three sorts be selected, so as to have a succession of this most delicious vegetable.

**Culture.**—Peas succeed best in light, rich, loamy soil which has been manured the previous season. Plant the smooth varieties in the spring as soon as the ground can be worked in rows three or four feet apart, two inches deep, giving the taller varieties more room between the rows. For a succession, plant every two weeks. The dwarf varieties can be planted in rows  $2\frac{1}{2}$  to 3 feet apart. Peas grown as a market crop are rarely ever staked, but when the taller varieties are grown for private use, it is a good plan to sow them in double rows and stake with brush. They should be kept clean and the earth worked toward them two or three times during growth. One-and-a-half bushels are required to plant one acre; one quart to plant 100 feet of drill.

If to be sent by mail, add for postage at the rate of 8 cents per pint, 15 cents per quart. Packets mailed free.

**Wood & Stubbs' Express.** We claim for this pea that there is no superior sort offered as a first early variety for market. Not only is it among the very first to mature, but this extreme earliness is not at the expense of quality. There are a great many Extra Early Peas offered by seedsmen that are real *extra early*, but the peas are usually borne in very short pods, poorly filled, and of inferior quality. We have for years looked into this early pea question, and have had practical experience with nearly all sorts on the market to-day, but candidly, we do not know a better sort offered nor one that will give better general satisfaction than Wood & Stubbs' Express. The peas are borne in long, straight, well-filled pods, and are of fine quality. The vines grow  $2\frac{1}{2}$  feet high, are strong, vigorous, remarkably productive, and will stand the severest weather better than any pea we have ever grown. Their extreme earliness, hardiness, uniformity of ripening, productiveness, and fine quality make them an ideal pea for the market-gardener, the best of first earlies for home use. Pkt. 5c.; qt. 20c.; 4 qts. 50c.; bushel \$3.50.

**Alaska.** Our strain of this variety is the very best. The Alaska pea is increasing in popularity every year, especially in the large pea-growing sections of the Atlantic coast, both on account of its earliness



*Wood & Stubbs' Express Early.*

ness and productiveness and the beautiful green color of its peas, which makes it very salable in our markets, and on this account it is also especially desirable for canners. It is altogether one of the best extra early sorts in cultivation. Pkt. 5c.; qt. 20c.; 4 qts. 60c.; bushel \$3.50.

**First and Best.** An excellent strain of first early peas, which is very popular, and largely planted throughout the trucking sections. Pkt. 5c.; qt. 15c.; 4 qts. 40c.; bushel \$3.00.

**Philadelphia Extra Early.** The old standard extra early sort, coming in a little later than other extra early varieties. It is very popular, and largely planted. Pkt. 5c.; qt. 15c.; 4 qts. 40c.; bushel \$3.00.

**Tom Thumb.** A very early smooth pea, of excellent quality; grown about ten inches high, and yields abundantly. Fine for small gardens. Pkt. 5c.; qt. 25c.; 4 qts. 75c.; bush. \$4.00.

**Large White Marrowfat.** A late variety, bearing large, well-filled pods. Pkt. 5c.; qt. 15c.; 4 qts. 35c.; bushel \$2.25.

**Black Eye Marrowfat.** Similar to above, but more productive. Pkt. 5c.; qt. 15c.; 4 qts. 35c.; bushel \$2.25.



*Alaska Peas.*

JEFFERSON COUNTY, KY., July 1st, 1899.  
Your Express Peas are as fine as any I ever had. They make a long well filled pod, extremely early and first-class in every particular. Your Extra Early Hanover Cantaloupe is the earliest sort I ever planted. I had good Cantaloupes on the market a week before anyone else had them, while other so-called early sorts were at least a week later, planted side by side. Adams' Extra Early Corn and all other seeds purchased from you gave me best satisfaction. Yours truly,  
G. W. EWING.

**PROSPERITY OR GRADUS**



**WRINKLED VARIETIES.**

The wrinkled peas are of finer, sweeter flavor, and superior to the smooth peas in their table qualities and on this account are used more generally for the private garden. They are also being much more largely grown for market purposes and shipping than heretofore and are proving very profitable for these purposes where quality is appreciated. The wrinkled peas are not quite as hardy as the smooth varieties, and on this account should be planted a little latter.

**Four Best Extra Early Wrinkled Peas.**

**Gradus or Prosperity.** The Gradus is undoubtedly the earliest large-podded pea in cultivation, and will yield an abundant supply of the most delicious, large, wrinkled peas, much earlier than any other wrinkled variety. The vine has heavy stems, with large dark green leaves, and grows three feet in height. It produces uniformly large pods, measuring four to four and a half inches in length, nearly round, and remarkably well filled with large, handsome peas. The peas remain edible, tender and sweet for some time after they reach their maturity. When it becomes generally known that Gradus matures its crop of peas as early as Extra Early smooth sorts, bears pods as big as the Telephone Pea and quality unsurpassed by any, we unhesitatingly say that we believe Gradus will be one of the main sorts planted for early crop. Pkt. 10c.; pt. 20c.; qt. 40c.; 4 qts. \$1.25.

**American Wonder.** One of the earliest of wrinkled peas, and excellent for family use. The vines grow about nine inches high, are of strong robust nature, and remarkably productive. Pkt. 5c.; qt. 25c.; 4 qts. 70c.; bushel \$4.25.

**Nott's Excelsior.** Although a few days later than the American Wonder, the pods will average fully one-third larger. For a wrinkled pea they are remarkably hardy, and can be planted almost as early as the smooth sorts. Dwarf in habit, of vigorous constitution, and wonderfully productive. Height 1 foot. Pkt. 5c.; qt. 25c.; 4 qts. 70c.; bushel \$4.25.

**McLean's Little Gem.** A favorite early wrinkled variety, maturing a little later than the American Wonder. Of dwarf habit, bears abundantly, and is of excellent quality. Height 1 foot. Pkt. 5c.; qt. 20c.; 4 qts. 50c.; bushel \$3.50.

**Medium Crop Peas.**

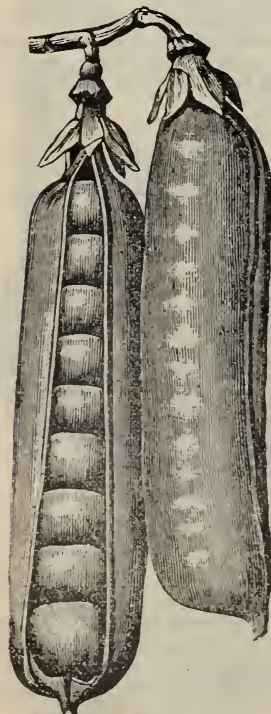

**Summer Queen.** We have never grown or eaten a pea which we consider comes so near to the acme of perfection as this. The peas are large, wrinkled and of a greenish color, sweet, of splendid flavor, and have all the qualities necessary to make a most delicious dish. The vines are literally crowded with pods, and are ever-bearing to a greater degree than any other pea. Height, 2½ inches. Pkt. 5c.; qt. 25c.; 4 qts. 70c., bushel \$4.25.

**Heroine.** A second early or medium early green wrinkled pea coming in between Advancer and Champion of England. Grows uniformly two to two-and-a-half feet high, and bears in great profusion long, slightly curved pointed pods, containing nine or ten large peas of finest quality. It combines both quantity and quality, and is destined to eclipse Stratagem and Pride of the Market for market purposes, and, being as early as Advancer, will be used largely in place of that sort. An extremely desirable sort for market or home use. Pkt. 5c.; qt. 20c.; 4 qts. 65c.; bushel \$4.00.

**Bliss' Everbearing.** Matures soon after McLean's Gem, and continues a long time in bearing. As the pods are gathered, others mature in succession. Height 2 feet. Pkt. 5c.; qt. 20c.; 4 qts. 50c.; bushel, \$3.50.

**McLean's Advancer.** An excellent second early green wrinkled variety, which bears an abundance of long, well-filled pods; tender and sweet. Height 1½ feet. Pkt. 5c.; qt. 20c.; 4 qts. 50c.; bushel, \$3.25.

**Pride of the Market.** A very productive variety, bearing large and handsome pods well filled with peas of splendid quality. Very popular both for the private



*Summer Queen Peas.*

garden and market. Height 1½ to 2 feet. Pkt. 5c.; qt. 25c.; 4 qts. 75c.; bushel, \$5.00. *Pride of the Market.*

### Late or Main Crop Peas.

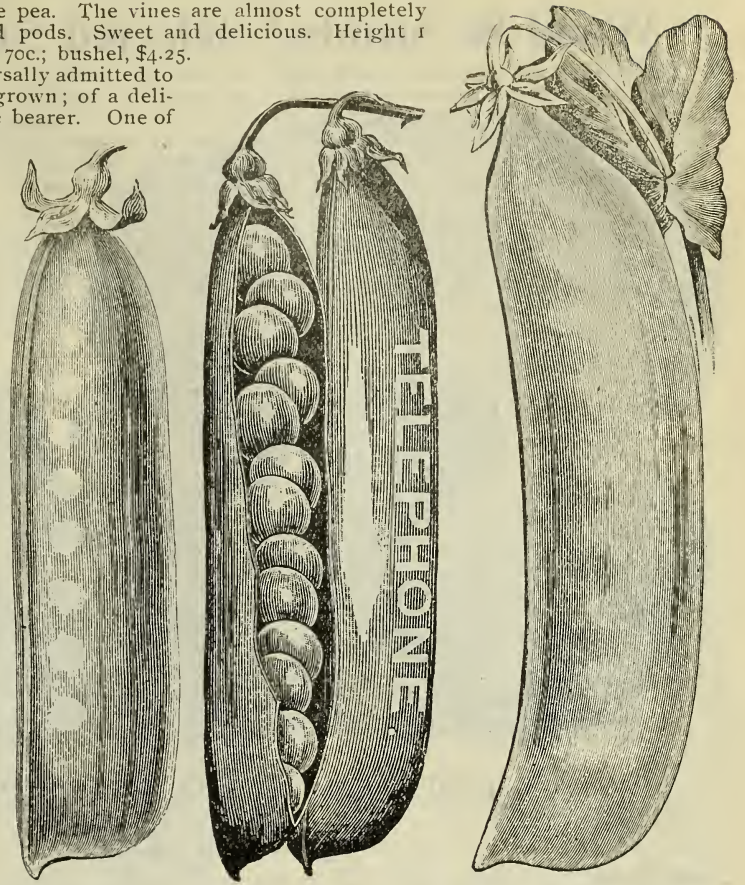
**Stratagem.** A remarkably fine pea. The vines are almost completely covered with large, well-filled pods. Sweet and delicious. Height 1 foot. Pkt. 5c.; qt. 25c.; 4 qts. 70c.; bushel, \$4.25.

**Champion of England.** Universally admitted to be one of the best late peas grown; of a delicious flavor and a very profuse bearer. One of the best for market or private garden. Height four to five feet. Pkt. 5c.; qt. 20c.; 4 qts. 50c.; bushel, \$3.25.

**Yorkshire Hero.** A superior late pea. The pods are long and well filled; the peas large and of excellent quality. Height 2 feet. Pkt. 5c.; qt. 20c.; 4 qts. 50c.; bushel \$3.00.

**Telephone.** One of the most productive of the wrinkled peas. Of excellent sugary flavor. Pods of large size, containing six or seven peas each. Rather late in maturing, but one of the best for main crop. Height 4 feet. Pkt. 5c.; qt. 25c.; 4 qts. 60c.; bushel, \$3.75.

**Wood's Mammoth Luscious Sugar Pea.** Among the edible podded peas nothing we have ever grown can compare with this when sliced and boiled for ten to fifteen minutes, and served with butter and sauce, they make a most tempting and delicious dish. The pods grow six to seven inches long and an inch-and-a-half broad. Once tried, this will always have a place in the garden. Pkt. 10c.; pint, 25c.; qt. 40c.; 4 qts. \$1.25.



*Champion of England. Telephone. Mammoth Luscious Sugar.*

### Pepper.

**Culture.**—Sow in hot bed in February or March, and transplant to open ground in May, in rows two feet apart, fifteen inches between the plants, or when the ground becomes warm, sow in open ground and set out as above. When about six inches high, apply liquid manure or some good fertilizer.

**Coral Gem Bouquet.** A dwarf-growing pepper, producing hundreds of small, bright red peppers thickly set on the plants so as to give the plants a most beautiful appearance. Pkt. 10c.; oz. 35c.; ¼ lb. \$1.00; lb. \$3.50.

**Ruby King.** These are a bright ruby-red color, remarkably mild and pleasant. Can be sliced and eaten with vinegar and pepper, used as a salad or stuffed as mangoes. One of the large sized peppers, the fruit being from four to six inches long. Pkt. 5c.; oz. 20c.; ¼ lb. 65c.; lb. \$2.25.

**Procopp's Giant.** One of the largest peppers grown, the pods measuring six to eight inches long and about two inches thick. Of a glossy scarlet color; flavor mild and sweet. Pkt. 5c.; oz. 25c.; ¼ lb. 75c.; lb. \$2.75.

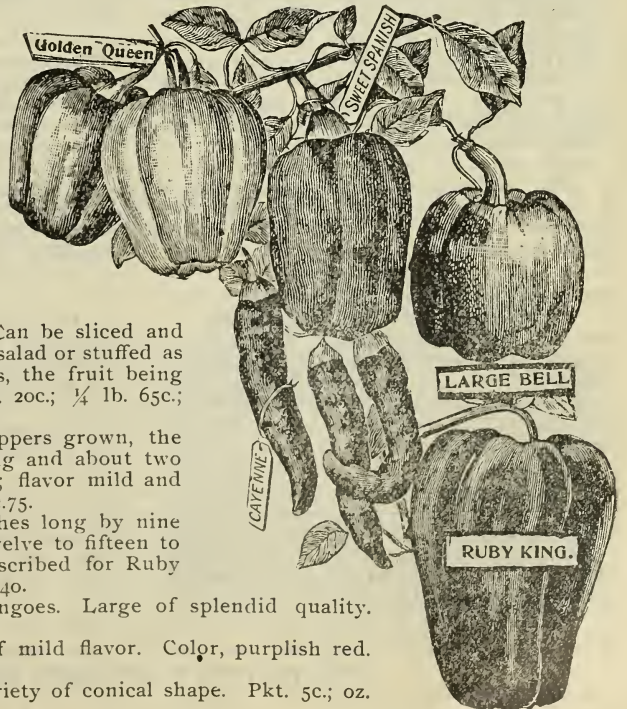
**Mammoth Golden Queen.** Fruits six inches long by nine to ten in circumference, and are borne twelve to fifteen to each plant. Mild and sweet. Use as described for Ruby King. Pkt. 5c.; oz. 25c.; ¼ lb. 70c.; lb. \$2.40.

**Sweet Spanish Mammoth.** Fine for mangoes. Large of splendid quality. Pkt. 5c.; oz. 20c.; ¼ lb. 60c.; lb. \$2.00.

**Bell or Bull Nose.** A large early sort of mild flavor. Color, purplish red. Pkt. 5c.; oz. 20c.; ¼ lb. 60c.; lb. \$2.00.

**Long Red Cayenne.** A bright red, hot variety of conical shape. Pkt. 5c.; oz. 20c.; ¼ lb. 60c.; lb. \$2.00.

**Red Cluster.** Very hot, small, thin; of a coral red color. Pkt. 5c.; oz. 25c.; ¼ lb. 75c.; lb. \$2.50.



## Wood & Stubbs' Selected Seed Potatoes.

The superiority of selected seed potatoes has been so marked, and their merits become so well known all over the South, that growers planting this crop will save money by buying best stocks. The productiveness, the early crops, best quality, can only be attained by planting good seed, and those we offer are of the very best. A market gardener or farmer planting for market cannot afford to plant a potato of inferior merit; a few days' time in gathering may mean the difference of hundreds of dollars to him, while a gardener planting for his own table will find in the yield and quality of our potatoes full repayment for his outlay and labor.

**Insect Remedies for Potatoes.**—The Colorado Potato Bug is the principal enemy of potatoes. The most popular remedy for same is Paris Green mixed with land plaster and applied dry while the dew is on the plants, or applied in a liquid state with whisk broom or brush. One pound of Paris Green mixed with 100 pounds of land plaster is the quantity usually applied, or mixed with water, one pound of poison to 200 gallons of water is a good mixture. When mixed with water, the mixture must be kept in a constant state of agitation, else the poi-on will settle, and the liquid from the bottom of the cask will be so strong as to do serious injury. Slug Shot is also largely used, and with very good results.



### FINE NEW EXTRA EARLY POTATO, Junior Pride.

**Junior Pride.** It is with pleasure that we beg to introduce to our customers this splendid new potato, believing when it is once known that its superior qualities and general adaptability to various soils and climates will at once place it in the foremost rank of potatoes for early crop. The Junior Pride originated in Massachusetts, being a sport from Pride of the South, and while retaining the extreme earliness of that variety, is a decided improvement both in quality, appearance and yield. The distinct merits of this superior potato are its extreme earliness, handsome shape and appearance, large yielding abilities and fine table quality. It is at least two weeks earlier than Early Rose, a very large yielder, produces very few small potatoes, in fact almost the entire crop are good, large, marketable tubers. The potatoes are perfectly round with beautiful smooth pearly white skin; eyes few and shallow. With its splendid shape and color combined with extreme earliness, yield and fine quality it is bound to become one of the most popular sorts whether for early market or family garden.

The originator sent a few barrels for trial to several parts of the country last year and the reports from all sections were very flattering. We were very favorably impressed with it in an experiment of about twenty early sorts along side of it growing in Virginia, where it proved of decided merit. The following extracts will give opinions of how it is regarded in other sections by prominent growers.

MESSRS. WOOD & STUBBS, LOUISVILLE, KY.

YOUNGS ISLAND, S. C., October 16, 1899.

GENTLEMEN: I planted 40 barrels of Junior Pride potatoes last spring and the result was very fine, the yield being over 90 barrels per acre on medium land, though the latter part of the season was very dry and had there been moisture enough the result would have been much better. Although planted late, there were five to seven potatoes to the hill, no small ones, and they were ready to dig at the same time as Early Rose, which were planted two weeks before them. The skin is perfectly white, vines about the same as Bliss Triumph. I think they are the *earliest* and *finest extra early* potato I have ever seen in my thirty years experience in planting potatoes and general truck. Respectfully yours,

WM. C. GERATY.

The Rural New Yorker, in its issue of Feb. 23, 1899, in its published reports of a great many varieties of potatoes, shows that the Junior Pride was nine days earlier than any other variety experimented with, producing 42 potatoes with a total weight of 134½ ounces from six hills, producing round, shapely tubers, with few eyes and light skin. Mr. J. W. Wilson of Preston City, Conn., under date of Sept. 23rd, 1899, states that "Out of 100 varieties of potatoes tried during the last three years, I would choose, for extra early, Junior Pride."

Our stock of Junior Pride is direct from the originator and we could only secure a very limited quantity, so that we cannot supply over two barrels to one customer.

Price per peck, \$1.00; bushel, \$3.00; barrel, \$7.50.


## Early Varieties—Selected Stocks. Heavy Yielders.

Barrel prices variable. Will always fill orders at as low prices as possible, or will cheerfully quote prices at any time upon request.

**Early Ohio.** The earliest of all the older early varieties, and one of the most deservedly popular. The tubers are oval, oblong, round at the seed end. It is an excellent keeper, very productive, and of fine quality. Peck, 35c.; bushel, \$1.00; bbl., about \$2.50.

**Bliss' Triumph.** An extra early potato, round in shape, pink skin, white flesh, and of handsome appearance. This seems to be specially adapted to Southern soil and climate, and is a great favorite with Southern truckers. Peck, 40c.; bushel, \$1.20; bbl. about \$2.75.

**Pride of the South.** Also known as White Bliss and Howe's Premium. An excellent extra early potato, shape similar to Bliss' Triumph, color white with pink eyes. Very early and popular with market gardeners. It will bear shipping earlier than other varieties.



*Early Ohio Potato.*

**Maine Grown Stock.** Peck, 50c.; bushel, \$1.40; bbl., \$3.75.

**New Queen.** A grand potato, resembling Beauty of Hebron in appearance, color, size and shape, but much earlier and a heavier yielder, with very few small potatoes. In quality is excellent, the flesh being pure white and of a dry, mealy texture, so much desired in a table potato. This potato will do well in all localities. The tubers will not grow strong in winter like some other varieties. It is a popular market variety, and sells at a high price for family and hotel trade. **Maine Grown Stock.** Pk. 50c.; bus. \$1.50; bbl. \$4.00.

**Early Rose.** The old Early Rose was the most popular potato ever introduced. It has come into some disrepute, so many late and inferior sorts having been substituted for this, and growers are somewhat afraid to pur-

chase it any more. The Early Rose which we offer is a strain of the original Early Rose. Is very good quality. Peck, 30c.; bushel, 85c.; barrel about \$2.00.

**Beauty of Hebron.** An old and popular variety. Early, skin and flesh white, and of splendid flavor. One that has always found favor with private gardeners. Peck, 30c.; bushel, 85c.; bbl. \$2.00. **Maine Grown Stock.** Peck 50c.; bushel \$1.40; bbl. \$3.75.

## Medium and Late Varieties, Northern Grown Stock.

**Rural New Yorker No. 2.** This is medium second early potato; large yielder and of excellent quality.

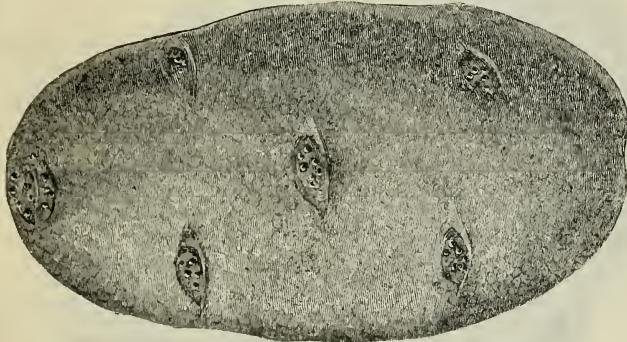
Potatoes large size, regular, white skin and flesh, few and shallow eyes. Altogether this is one of the best medium early varieties in cultivation. Peck, 40c.; bush. \$1.20; barrel, about \$2.75.

**White Star.** This wonderful yielding variety is the result of crossing the Excelsior with the White Peach Blow. It is medium early or late, of large size, white color, of the finest quality, and is an excellent keeper. Peck, 40c.; bushel, \$1.25; bbl. about \$2.75.


**Empire State.** A remarkably fine potato, which has proved itself to be rich and delicate in flavor; perfectly free from rot; is never hollow, and cooks evenly through without coarseness. It has been extensively tested, and is generally endorsed as being one of the largest-yielding and finest second early or late sorts. Peck, 40c.; bushel, \$1.20; bbl. about \$2.75.

**Green Mountain.** A splendid oblong white potato, producing large yields of good quality and good keeping tubers. Good for stiff soil. Peck, 40c.; bushel, \$1.10; bbl. about \$2.50.

**Burbank.** Of the late sorts this is more largely used than any other. It is of good size, fine form, and an excellent yielder. The flesh is white, and is very mealy and of fine flavor. Peck, 40c.; bushel, \$1.10; bbl. about \$2.50.



*New Queen Potato.*



*Burbank Potatoes.*

## Seed Potatoes from Cold Storage for Late Planting.

We expect to carry a large stock of potatoes in cold storage so as to be able to furnish them in good condition for planting in July and August. It is however impossible to give full list of varieties and prices here but we will take pleasure in quoting these on request.

### SWEET POTATOES.

Our seed is grown in Jefferson county, Ky. This county has a splendid reputation for producing the finest and best flavored sweet potatoes in this country.

**Culture**—Put the potatoes into hot-beds in April, covering with three inches of earth, and after they begin to grow, give plenty of air on sunny days, and water regularly. In May or June set out in rows three feet apart and fifteen inches apart in the rows. The land should be ploughed shallow in order to produce the short chunky potato most largely in demand. Apply a fertilizer having only a small percentage of nitrogen and a large amount of potash, such as our Acme Brand Potato Fertilizer.

We can supply the following varieties in season: **Yellow Jersey, Nansemond, Lebanon, Southern Queens, White Yams, Bermuda, Red Jersey, Red Nansemond, and Red Yams.**

Price of all varieties about 30c. per peck; 85c. per bushel. Barrel prices quoted on application.

### PUMPKIN.

Pumpkins make the best of winter feed for all kinds of cattle, and should be largely planted by every farmer. They are usually planted in cornfields to grow with the corn, and it gives a feeling of great satisfaction to have a crop of large pumpkins in the fall ready for winter feed. They are considered a very healthy and most nutritious food for cattle in the winter. In addition to their value as a stock food, they are also largely used for culinary purposes, the finer grained varieties making excellent pies.

**Culture**.—Plant in May, in hills eight feet apart, mixing a shovelful or two of well-rotted manure in each hill. Put eight or ten seeds in each hill, and cultivate till the vines get strong, when they should be thinned out, leaving two or three of the strongest plants in each hill. One ounce will plant twenty hills; three pounds one acre.

**Kentucky Mammoth Pumpkin.** An exceedingly large variety, well adapted to the South, and one that is giving our customers the very best and most satisfactory results. We were in receipt of a number of letters from our customers the past season testifying to the large and satisfactory crops they made from this variety, some of our customers sending us specimens of the pumpkins for exhibition. Notwithstanding the enormous size of this variety, the flesh is fine grained and of excellent flavor. Pkt. 5c.; oz. 15c.;  $\frac{1}{4}$  lb. 40c.; lb. \$1.25.


**Cashaw, or Crookneck.** One of the best table sorts; also fine for stock feeding. Very productive, and grows to a large size. Pkt. 5c.; oz. 10c.;  $\frac{1}{4}$  lb. 20c.; lb. 50c.

**Large Cheese.** A fine, large, flattened pumpkin of splendid quality. Excellent for cooking. Pkt. 5c.; oz. 10c.;  $\frac{1}{4}$  lb. 20c.; lb. 50c.

**King of the Mammoths, or Pot Iron.** An immense variety, which has taken several prizes offered for the largest and best pumpkin grown. Single pumpkins have been grown to weigh over two hundred pounds. Flesh of a rich golden yellow color; a splendid keeper. Pkt. 5c.; oz. 15c.;  $\frac{1}{4}$  lb. 40c.; lb. \$1.25.

**Tennessee Sweet Potato.** Of medium size; creamy white, with light green stripes; flesh thick, fine-grained, dry, brittle, and of excellent flavor. Unsurpassed for pies and custards. Pkt. 5c.; oz. 10c.;  $\frac{1}{4}$  lb. 20c.; lb. 60c.

**Kentucky Field.** Splendid for stock feeding. Grows to a large size, round, and of a yellow color. Oz. 5c.;  $\frac{1}{4}$  lb. 10c.; lb. 25c.



*Kentucky Mammoth Pumpkin.*

### PEANUTS.


These can be easily grown and a supply on hand will afford much gratification to the younger members of the family.

**Culture**.—Shell the nuts and plant in April or May in drills  $2\frac{1}{2}$  to 3 feet apart, dropping them 12 to 15 inches apart in the drill. Work occasionally, cultivating flat and keep the land clean of weeds.

If by Mail add 10 cents per quart for Postage.

**Improved Virginia.** A fine productive strain making large sized nuts. Pkt. 5c.; qt. 15c.; 4 qts. 35c.; bushel \$1.75.

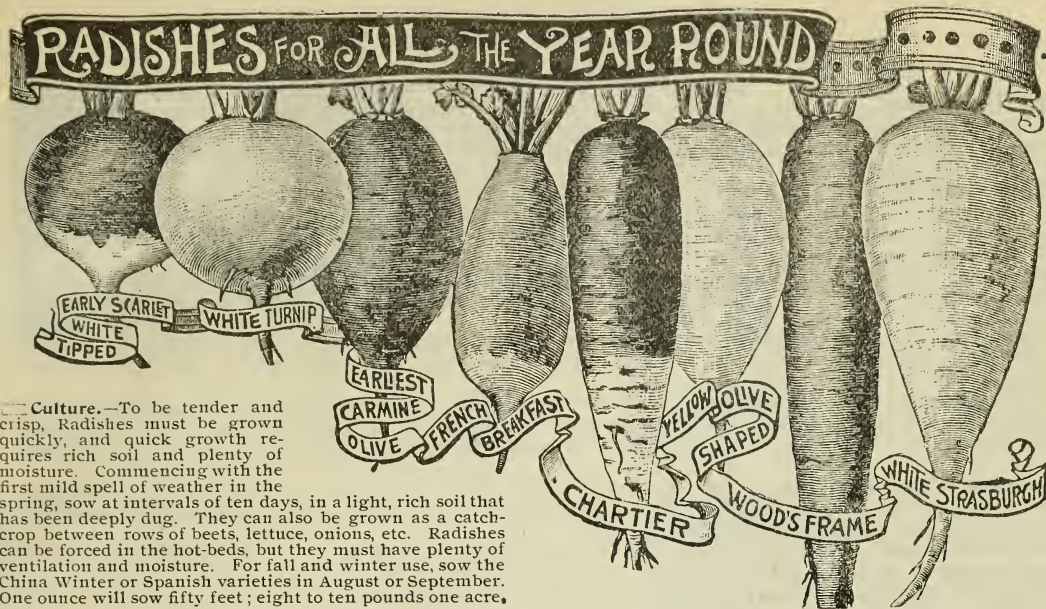
**Spanish.** An early small-sized variety which is enormously prolific and the kernels are very rich and fine flavored. It is also very largely grown for stock feeding, the vines and roots



*Spanish Peanuts.*

*Improved Va. Peanuts.*

pulled up and cured making excellent nutritious hay or very fattening food for hogs. Pkt. 5c.; qt. 15c.; 4 qts. 40c.; bushel, \$2.00.



**Culture.**—To be tender and crisp, Radishes must be grown quickly, and quick growth requires rich soil and plenty of moisture. Commencing with the first mild spell of weather in the spring, sow at intervals of ten days, in a light, rich soil that has been deeply dug. They can also be grown as a catch-crop between rows of beets, lettuce, onions, etc. Radishes can be forced in the hot-beds, but they must have plenty of ventilation and moisture. For fall and winter use, sow the China Winter or Spanish varieties in August or September. One ounce will sow fifty feet; eight to ten pounds one acre.

## FOUR BEST FORCING RADISHES.

**Extra Early White Tip.** A beautiful quick growing sort with bright crimson color with white tips.

This variety makes a nice globe-shaped clean root, has a smaller top, grows quicker and is much superior for growing under glass than the ordinary White Tip Scarlet. Pkt. 5c.; oz. 10c.;  $\frac{1}{4}$  lb. 20c.; lb. 50c.

**White Box.** A small beautiful pure white sort of exceeding quick growth, forming handsome round white roots of pearly white color. Small top and splendid for market or table use. Pkt. 5c.; oz. 10c.;  $\frac{1}{4}$  lb. 20c.; lb. 50c.

**New Leafless Radish.** A very early and distinctly noticeable variety which develops fine, bright scarlet, oblong-shaped roots, but has comparatively very little leaf growth. On this account it has been named Leafless, the two seed leaves being about the only green part about them until the roots are large enough for pulling. At this time there are only one or two short crimped leaves, so it is very valuable for early forcing. Pkt. 10c.; oz. 20c.;  $\frac{1}{4}$  lb. 60c.; lb. \$2.00.

**New Triumph Radish.** This is one of the most distinct novelties in radishes that has ever been introduced. The root is globe-shaped and of most excellent quality, but the peculiarity that gives it its distinctive character is the fact that it has strikingly handsome, bright scarlet stripes running horizontally around the radish on a white ground. Its greatest value is for forcing purposes, it being short leaved and of very quick growth, and the warm moisture of hot-beds renders its peculiar color more prominent. It also succeeds very well in the open ground. Its beauty and attractive appearance on the table will create quite a sensation, and it should also prove one of the most attractive and salable sorts when offered in our markets. Pkt. 10c.; oz. 25c.;  $\frac{1}{4}$  lb. 75c.; lb. \$2.50.



*Triumph Radish.*

## Radishes for Main Crop.

**Early White Tipped Scarlet Turnip.** Largely grown for market, being very early and of beautiful appearance. Color, bright red, with white tip; quality excellent. Pkt. 5c.; oz. 8c.;  $\frac{1}{4}$  lb. 15c.; lb. 40c.

**Extra Early Scarlet, or Cardinal Globe Radish.** This is one of the earliest radishes grown, and one of the best for forcing. Makes a very small top, of bright red color, and is very attractive, both in color and shape, making it a good seller in our markets. In flavor it is mild; crisp, juicy, and tender. Pkt. 5c.; oz. 10c.;  $\frac{1}{4}$  lb. 15c.; lb. 45c.

**French Breakfast.** An olive-shaped variety, of quick growth; crisp and tender. Color, scarlet, except at tip, where it is pure white. Pkt. 5c.; oz. 8c.;  $\frac{1}{4}$  lb. 15c.; lb. 40c.

**Extra Early Carmine Olive-shaped.** One of the hardiest and earliest of radishes, and for this reason very popular with truckers and for the family garden. Oblong in shape; of a deep scarlet color, the flesh rosy and tender. Excellent for out-door forcing. Pkt. 5c.; oz. 8c.;  $\frac{1}{4}$  lb. 15c.; lb. 40c.

**Early Red or Scarlet Turnip.** A small quick-growing sort, with red skin and white flesh. Fine for forcing and out-door planting. Pkt. 5c.; oz. 8c.;  $\frac{1}{4}$  lb. 15c.; lb. 40c.

**Early White Turnip.** A rapid grower; has small top and pure white skin and flesh. Pkt. 5c.; oz. 8c.;  $\frac{1}{4}$  lb. 15c.; lb. 40c.

**Mixed Turnip Radishes.** A mixture of most of the short growing varieties, which will be found very satisfactory for general use. Pkt. 5c.; oz. 10c.;  $\frac{1}{4}$  lb. 20c.; lb. 40c.

## RADISHES—Continued.

- Long White Naples.** A distinct and charming new white radish, superior to the Vienna or Lady-finger both in earliness, shape and quality. White radishes are very desirable both on account of their tenderness and flavor, and the pretty contrast they make when served with the Red radishes. Pkt. 5c.; oz. 10c.;  $\frac{1}{4}$  lb. 20c.; lb. 50c.
- Brightest Long Scarlet.** This new French variety is a decided improvement in earliness and color over other varieties of its class. It makes roots fit for use in about twenty-five days, when planted out-doors; has a small top, and no neck; exceedingly bright scarlet color, making it one of the handsomest. Pkt. 5c.; oz. 8c.;  $\frac{1}{4}$  lb. 15c.; lb. 40c.
- Wood's Early Frame.** One of the earliest radishes grown, its small top making it very fine for forcing; shorter and thicker than the Long Scarlet and earlier by two days. Tender, crisp and fine flavored. Pkt. 5c.; oz. 8c.;  $\frac{1}{4}$  lb. 15c.; lb. 40c.
- Chartier Long Scarlet.** A beautiful long radish, of a deep crimson color, shading to white at the tip. Splendid for out-door culture. Will keep tender longer than any other variety. Pkt. 5c.; oz. 8c.;  $\frac{1}{4}$  lb. 15c.; lb. 40c.
- White Strasburgh.** A long tapering variety, which grows to a large size, but can be used when quite small, and covers a long season. The mature roots are about two inches thick and about five inches long. Flesh crisp and tender. Excellent either for early or summer use. Pkt. 5c.; oz. 8c.;  $\frac{1}{4}$  lb. 15c.; lb. 40c.
- Early Grant White Stuttgart.** Roots large, often four inches in diameter, top shaped. Skin and flesh white; does not get pithy until very late, so that those not used as a summer radish can be stored for winter use. Pkt. 5c.; oz. 10c.;  $\frac{1}{4}$  lb. 15c.; lb. 40c.
- Yellow Olive-shaped.** Equally well adapted for forcing as for summer use. Of rapid growth and fine quality; tender, crisp and brittle. Pkt. 5c.; oz. 10c.;  $\frac{1}{4}$  lb. 20c.; lb. 50c.
- Golden Globe Summer.** Grows to a large size, and as it stands heat well may be sown quite late. Crisp and tender. Pkt. 5c.; oz. 10c.;  $\frac{1}{4}$  lb. 20c.; lb. 50c.
- Rose China Winter.** One of the best fall and winter varieties. Color, bright rose, white flesh, and of superior quality. Pkt. 5c.; oz. 10c.;  $\frac{1}{4}$  lb. 20c.; lb. 50c.
- Round Black Spanish.** A splendid round variety of dull black colored skin and white tender flesh. Good for fall and winter use. Pkt. 5c.; oz. 10c.;  $\frac{1}{4}$  lb. 20c.; lb. 50c.
- Long Black Spanish.** Resembles the above, except that the roots are long instead of round. Pkt. 5c.; oz. 10c.;  $\frac{1}{4}$  lb. 20c.; lb. 50c.
- Long White Spanish.** A pure white variety, growing to large size. Excellent for fall and winter use. Pkt. 5c.; oz. 10c.;  $\frac{1}{4}$  lb. 20c.; lb. 50c.

## RHUBARB.

Cultivated for its leaf-stalks, which make delicious deserts, either as pies or stewed. It is wholesome, and should be grown in every garden.

**Culture.**—In April sow in drills in a shady or moist situation, and when a few inches high, thin out to twelve inches. The following fall transplant to a deep, well manured soil, four feet apart, and protect with manure or leaves. It may be more quickly grown by setting out the roots, covering the crown every fall with coarse manure. Do not gather any the first season, and never allow it to go to seed.

**Linnaeus.** The best variety for the South. Pkt. 5c.; oz. 15c.;  $\frac{1}{4}$  lb. 40c.; lb. \$1.25.

**Rhubarb Roots.** 10c. each; \$1.00 dozen. Prices by the 100 on application.

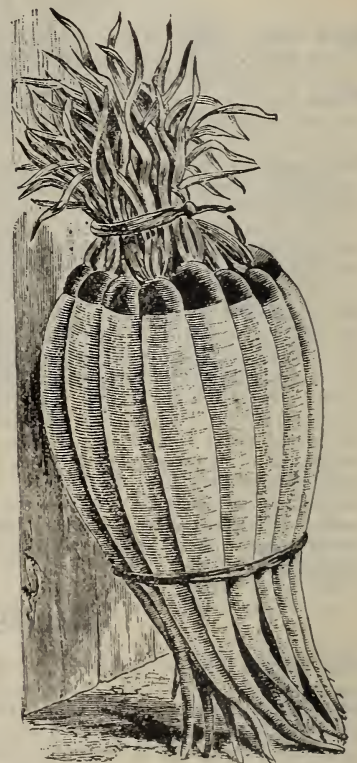
If to be mailed, add 10c. each for postage.

## SALSIFY.

One of the best and most popular winter vegetables. Excellent either boiled and served in sauce or made into fritters.

**Culture.**—Sow in March or April in a rich, light, deeply-worked soil, in rows 18 inches apart, and thin out to four or six inches. Cultivate often to keep down weeds. It is perfectly hardy, and may remain out all winter. One ounce will sow 50 feet of drill; eight lbs. one acre.

**Mammoth Sandwich Island.** A great improvement over the old sort, growing double the size. Quality excellent. Pkt. 5c.; oz. 10c.;  $\frac{1}{4}$  lb. 30c.; lb. 75c.



*Mammoth Sandwich Island Salsify.*

## SPINACH.

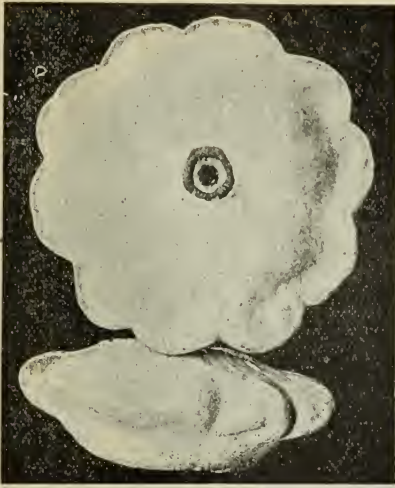
**Culture.**—For early summer use, sow early in spring in a good well-fertilized soil, in drills one inch deep, eighteen inches to two feet between the rows. For winter and spring use, sow in September and October. Requires but little cultivation. One ounce will sow one hundred feet of drill; twenty pounds one acre.

**Round Thick Leaved.** The best variety for spring seeding; makes thick, dark green, crimped leaves of finest quality. Very slow in running to seed. Pkt. 5c.; oz. 8c.;  $\frac{1}{4}$  lb. 15c.; lb. 25c.; 5 lbs. and over, 20c. per lb.

**Norfolk Savoy, or Bloomsdale.** Very early and hardy, with leaves curled and wrinkled like a Savoy cabbage. Best for fall sowing. Pkt. 5c.; oz. 8c.;  $\frac{1}{4}$  lb. 15c.; lb. 25c.; 5 lbs. and over, 20c. per lb.

**Long Standing.** Fine for both fall and spring sowing. Leaves thick and fleshy; will stand long without running to seed. Pkt. 5c.; oz. 8c.;  $\frac{1}{4}$  lb. 15c.; lb. 25c.; 5 lbs. and over, 20c. per lb.





*Early White Bush Squash.*

early, of a light cream color, productive, grows to a good size, and makes a fine shipper. Pkt. 5c.; oz. 8c.;  $\frac{1}{4}$  lb. 15c.; lb. 45c.

**Wood's Everbearing Squash.** The great value of this new squash is in its enormous productiveness and continuous bearing qualities. Planted early in the season, it will continue bearing all summer. In shape it is like the Early White Bush. Color, white, but some few of the squashes will have green stripes. It sets its fruit moderately early, and makes vines ten or fifteen feet long. It is best to pick the fruit as soon as it matures, before it gets hard, as in this way it will keep up its enormous yielding qualities until the end of the summer. It makes an excellent table squash, and is also very valuable to grow for feeding to cattle and pigs. Pkt. 5c.; oz. 10c.;  $\frac{1}{4}$  lb. 25c.; lb. 75c.

**Golden Summer Crookneck.** A fine summer sort. Early, productive, of a bright yellow color, and excellent flavor. Pkt. 5c.; oz. 8c.;  $\frac{1}{4}$  lb. 15c.; lb. 45c.

**Boston Marrow.** A standard sort for fall and winter use. The flesh is of a rich orange color and of finest flavor. Pkt. 5c.; oz. 8c.;  $\frac{1}{4}$  lb. 15c.; lb. 40c.

**Hubbard.** A splendid keeping winter squash, with orange-colored flesh, very dry, and of richest flavor. Pkt. 5c.; oz. 10c.;  $\frac{1}{4}$  lb. 20c.; lb. 50c.

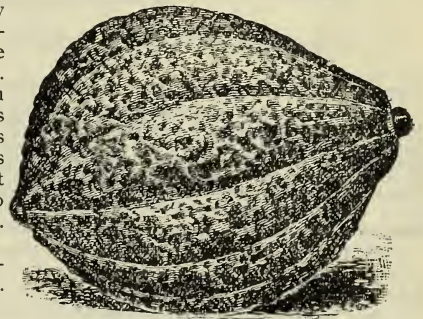
## SQUASH, or CYMLING.

**Culture.**—After danger of frost is past, plant in a warm, well pulverized, rich soil, mixing a shovelful or two of well-rotted manure with the soil in each hill. Plant eight or ten seeds to the hill, the bush varieties four to six feet apart, the running sorts eight to ten. When well grown thin out, leaving three of the strongest plants in each hill. Summer sorts, one ounce to forty hills, four to six pounds to an acre; winter sorts, one ounce to ten hills, four to five pounds to an acre.

**Earliest Prolific.** For several years this was a source of considerable profit to a few truckers who controlled it, being ten days earlier than any other variety. It is exceedingly productive, 3,600 squashes having been gathered from one thousand vines in a single week. In shape it resembles the Early White Bush, except that the scallops are not as deep; the color is a creamy white. The vines are of true bush form, about two feet high, and of vigorous growth. We regard this as the most valuable introduction in squashes in many years, and is sure to prove a money-maker for the trucker and market-gardener. Pkt. 5c.; oz. 10c.;  $\frac{1}{4}$  lb. 25c.; lb. 75c.

**Mammoth White Bush.** A selection from the Early White Bush, and is larger and more uniform in shape than its parent. It is early and of a beautiful white color. Pkt. 5c.; oz. 10c.;  $\frac{1}{4}$  lb. 20c.; lb. 50c.

**Early White Bush, or Patty Pan Cymling.** This is more largely grown in the South, than any other sort. It is very



*Hubbard Squash.*

**ACME BRAND For All Garden and Farm Crops.** On page 63 we give descriptions and analysis of these Fertilizers and heartily recommend them to all gardeners and farmers for various crops. A comparatively small quantity will have a

**FERTILIZERS** wonderful effect to increase the quantity of the crop and materially affect the earliness. Even when stable manure is used we believe it would be economical and a good paying investment to use a small quantity of Fertilizer with it when the crop is planted. Below are some of the crops for which we recommend the various brands:

For Beans, Early and Sugar Corns, Cucumbers, Cantaloupes and Water Melons, Garden Peas, Squashes, Turnips, Millets, and Tomatoes, use "Acme Brand Bone, Blood and Potash Fertilizer."

For Artichokes, Asparagus, Beets, Carrots, Onions, Irish Potatoes, Sweet Potatoes, Parsnips, Salsify, Strawberries and Tobacco, use "Acme Brand Potato and Tobacco Fertilizer."

For Cabbage, Cauliflower, Celery, Lettuce, Kale, Kohl Rabi, Radishes, and general small garden crops, use "Acme Brand High Grade Vegetable Fertilizer."

For Field Corn, Oats, Wheat, Rye, Sorghum, Broom Corn, Clover, and Grass Seeds and general Farm Crops, use "Acme Brand Wheat and Corn Fertilizer."

For Cow Peas, Clover and other Green Soiling Crops, which are intended for plowing in the land, use "Acme Brand Soluble Bone and Potash Fertilizer."

A booklet giving further and complete information about Fertilizers mailed free on request.

# TOMATO.



The greatest care is used in growing our stocks to constantly improve the strains, our seeds being saved from the finest and most perfect fruits, which are grown and selected under the care of a skilled tomato specialist, who has had

years of experience in handling this particular crop.

**Culture**—Sow in a hot-bed in early spring, or the seed may be sown in shallow boxes and placed in a window when one does not wish to have the trouble of making a hot-bed. Transplant to the open ground when all danger of frost is past, setting the plants three or four feet apart each way. Use Acme Brand Bone, Blood and Potash Fertilizer, or well rotted manure in the hills. Some support should always be provided for the vines, to keep the fruit from touching the ground. Fruit may be had several weeks earlier by sowing seed quite early, and transplanting to small pots. When these are filled with roots, shift to a larger size, and transplant to open ground when the weather is warm and settled, shading from the sun for a day or so. As the roots are not disturbed in taking plants from the pots, the plants suffer no check, but grow right on.

**Dwarf Champion.** A dwarf-growing variety, stiff and upright, being self-supporting even when laden with fruit. Can be grown as near together as three feet. Early and prolific. Pkt. 5c.; oz. 20c.;  $\frac{1}{4}$  lb. 60c.; lb. \$1.75.

**First Early.** An extra early tomato, valuable for its extreme earliness, coming in ten days to two weeks ahead of any other sort. The fruits are smooth, round-shaped, bright red, nearly uniform in size and shape; prolific yielder. Plants are vigorous, medium size foliage. Pkt. 5c.; oz. 25c.;  $\frac{1}{4}$  lb. 90c.; lb. \$3.00.

**Imperial.** A splendid new purplish red sort, perfectly smooth, very solid, and has very few seeds. It ripens evenly to the stem, is a strong grower, and is not subject to crack or blight. Although one of the earliest, it continues to bear large fruits till killed by frost. Pkt. 5c.; oz. 20c.;  $\frac{1}{4}$  lb. 60c.; lb. \$2.00.

**Beauty.** One of the best for all purposes. The fruits are borne in clusters, are of a purple crimson color, large size, early and seldom crack after a rain. A splendid keeper, and fine for shipping, home use or canning. Pkt. 5c.; oz. 15c.;  $\frac{1}{4}$  lb. 50c.; lb. \$1.50.

**Acme.** Popular everywhere. Very early, smooth, solid and makes a perfect shipper. Color, purplish; ripens all over and through at the same time, and bears till frost. Pkt. 5c.; oz. 15c.;  $\frac{1}{4}$  lb. 50c.; lb. \$1.50.

**New Stone.** As the name indicates, this is very solid and firm. Large, of a bright scarlet color, ripens evenly, and is a good keeper. Pkt. 5c.; oz. 15c.;  $\frac{1}{4}$  lb. 50c.; lb. \$1.50.

**Matchless.** This is undoubtedly one of the best main crop tomatoes in cultivation. The solidity, absence of core, size and color of the fruit, together with its freedom from rot, all unite in making this well worthy of the name of "Matchless." Fine both for private and market garden. Pkt. 5c.; oz. 20c.;  $\frac{1}{4}$  lb. 60c.; lb. \$2.00.

**Crimson Cushion.** One of the largest varieties grown, earlier than Ponderosa but not quite so large. Very smooth, meaty and has few seeds. The color is brilliant scarlet crimson, and it ripens up almost completely to the stem. A splendid sort for the home garden or where large fine specimens are desired. Pkt. 5c.; oz. 30c.;  $\frac{1}{4}$  lb. \$1.00; lb. \$3.50.

**Ponderosa, or No. 400.** One of the largest of all tomatoes, but on account of its size inclined somewhat to be a little rough. It has very thick meaty flesh, produces very few seeds and is fine for slicing, being of splendid flavor and substance. Pkt. 5c.; oz. 35c.;  $\frac{1}{4}$  lb. \$1.00; lb. \$3.50.

**Perfection.** Early of bright red color; perfectly smooth, ripens uniformly, and bears abundantly till frost. Fine for canning. Pkt. 5c.; oz. 15c.;  $\frac{1}{4}$  lb. 50c.; lb. \$1.50.

**Favorite.** Very prolific, solid, of a dark red color, and ripens early and evenly. A good sort for all purposes. Pkt. 5c.; oz. 15c.;  $\frac{1}{4}$  lb. 50c.; lb. \$1.50.

**Buckeye State.** A large, smooth purple variety, maturing rather later than most other sorts like Beauty, Stone, etc. On account of its size and general good qualities, however, it is very popular with market gardeners and large growers of this crop. Pkt. 5c.; oz. 20c.;  $\frac{1}{4}$  lb. 60c.; lb. \$2.00.

**Improved Trophy.** The old popular variety, much improved, a standard for size, smoothness and solidity. Pkt. 5c.; oz. 20c.;  $\frac{1}{4}$  lb. 60c.; lb. \$1.75.

**Golden Queen, or Yellow Trophy.** Makes large, handsome, smooth tomatoes of finest quality. One of the best of the yellow sorts. Pkt. 5c.; oz. 20c.;  $\frac{1}{4}$  lb. 60c.; lb. \$2.00.

**Pear-shaped (Yellow).** For preserving and pickling; very prolific. Pkt. 5c.; oz. 25c.;  $\frac{1}{4}$  lb. 75c.; lb. \$2.25.

**Yellow Plum.** Fine for preserving and pickling. A good yielder. Pkt. 5c.; oz. 25c.;  $\frac{1}{4}$  lb. 75c.; lb. \$2.25.

# Turnip and Ruta Baga Seeds.


For feeding to stock alone, the use of Turnips should be increased ten times as much as at present.

They cost so little to grow, and make such splendid and nutritious feed all through the winter, that every farmer should provide a liberal supply for his stock. We have given below a short descriptive list, giving the varieties best adapted for the different purposes, whether for table purposes, market, salad, or stock feeding. Our turnip seeds are noted for the fine roots produced—our seeds giving much better and more satisfactory results than those obtained from the North and West.

**Culture.**—Sow the early sorts in July or August, the later sorts during August, and the salad varieties during August and September. Sow either broadcast or in drills two feet apart, thinning out to six inches, and roll the ground after sowing. Ruta Bagas should be sown in July and early in August and earthed up as they grow. The early turnips may also be sown in the spring. Sow one-and-a-half pounds to the acre in drills, two pounds broadcast. The salad turnips require three pounds per acre.

Price in small quantities, 5c. per oz., 15c. per one-quarter lb., postpaid all varieties except Milan, which are 5c per packet, 10c. per ounce, 25c. per one-quarter pound, postpaid.

## WHITE-FLESHED VARIETIES.



IMPROVED PURPLE TOP WHITE GLOBE.

- White Flat Dutch (strap leaved).** Similar to Red Top; except the top is white . . . . . 35 30
- WOOD & STUBBS' IMPROVED RED TOP GLOBE.** A greatly improved strain of the old Red Top Globe; small tops, very uniform, and handsome roots . . . . . 40 35
- Southern Snow White Globe.** An early round white variety of fine quality . . . . . 35 30
- Pomeranian White Globe.** A popular main crop sort for market, salad or stock . . . . . 35 30
- Large White Norfolk.** Largely grown for stock feeding, market and salad . . . . . 35 30

The Milan Turnips unquestionable surpass any variety of turnips we have ever grown in flavor and table qualities. They are also remarkable for their quickness in growth, and are to be especially recommended as the best of early turnips either for the market or private garden . . . . . 60 50

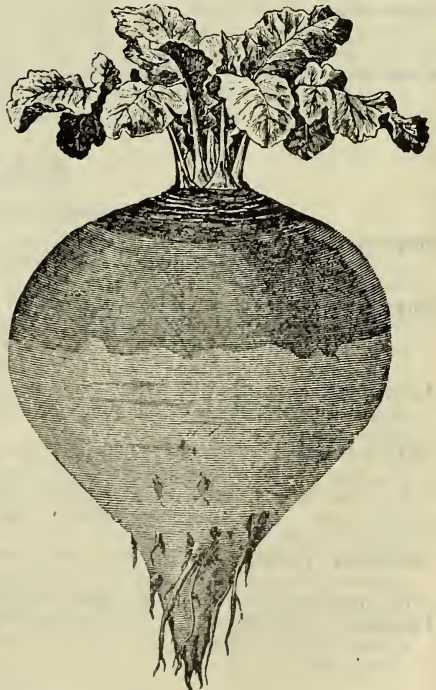
- Extra Early Red Top Milan,** . . . . . 35 30
- White Egg.** A pure white, rapid-growing, egg-shaped sort . . . . . 35 30
- Long White Cowhorn.** An excellent white table or stock-feeding sort . . . . . 35 30
- Southern Prize.** Fine for stock or winter salad; hardy, and needs no protection . . . . . 35 30
- Seven Top.** Grown only for winter salad. Very hardy . . . . . 30 25

## YELLOW-FLESHED VARIETIES.

- Purple Top Yellow Aberdeen.** A splendid stock-feeding sort . . . . . 35 30
- Large Amber, or Yellow Globe.** Excellent for general crop, stock or market . . . . . 35 30

## RUTA BAGA OR SWEDES.

- WOOD & STUBBS' IMPROVED AMERICAN PURPLE TOP.** For fine qualities and productiveness this cannot be too highly recommended. The roots are finer and larger than the ordinary strains of ruta baga; the flesh is rich and sweet. Whether for table use or stock, it has no superior . . . . . 40 35



Improved Purple Top Ruta Baga.

If ordered to be sent by mail, add eight cents per pound for postage to prices named above, or in quantity of three pounds and over Turnip Seed can be forwarded cheaply by express or freight.

## TOBACCO.—Kentucky's Noted Crop.

The soils and climate of Kentucky are peculiarly adapted to tobacco, and this grown here under improved methods possesses the highest vitality and finest qualities. Our tobacco seed is carefully grown from the best types of the different varieties constantly improved by continuous selection. Seed is saved only from crown shoots, and is the best stock.

**Culture.**—A very clean piece of land is best for the tobacco plant beds, hence it is customary to burn a piece of land in the woods for same. This destroys grass, weeds and insects, adds fertility through the action of the wood ashes, and leaves the ground in good order. The seed is sown about February, and the plant-bed protected by plant-bed cloth (see page 64) to keep off tobacco flies, which often destroy the plants. When the plants are large enough and the weather is settled (about June), set the plants out in highly manured or fertilized soil in rows three-and-a-half feet apart and three feet between the plants. From this time constant care must be given, cultivating, suckering, and examining for worms, etc. As methods of curing differ according to the variety, quality and color, whether to be sun or flue-cured, it would be impossible, for want of space, to give even an outline of the processes required for each. One ounce of seed will sow a bed fifty square yards.

Our Acme Brand Potato and Tobacco Fertilizer is especially prepared for this crop.

### CIGAR VARIETIES.

**Vuelta de Abajo.** The finest, silkiest and highest flavored Havana tobacco grown. To produce it to perfection the land must be rich and comparatively fresh. It succeeds best on the chocolate soils of Florida and Texas. Fine crops are also grown on the reclaimed swamps on hummock lands throughout the South. Pkt. 10c.; oz. 40c.;  $\frac{1}{4}$  lb. \$1.00.; lb. \$3.00.

**Choice Havana.** An Americanized Havana, used generally for cigar purposes, although sometimes used as a manufacturing sort. It has a very large, long leaf, and makes a fine quality tobacco. Is very early, making two crops a season in some sections. It is best adapted to chocolate or rich gray soils. Pkt. 10c.; oz. 40c.;  $\frac{1}{4}$  lb. \$1.00.; lb. \$3.00.

**Sumatra.** The cream of cigar wrapper tobaccos. It grows tall, is of fine texture and small fibre. It is best suited to the alluvial or hummock lands of Florida and Texas. Pkt. 15c.; oz. 50c.;  $\frac{1}{4}$  lb. \$1.50.

**Connecticut Seed Leaf.** A stocky plant; leaves not so long, but of good width; suitable for cigar fillers. The alluvial valley of the Connecticut is best suited to this, but is grown all over the United States. Pkt. 10c.; oz. 25c.;  $\frac{1}{4}$  lb. 65c.; lb. \$2.00.

**Comstock Spanish.** A variety of great value in the West; used in Ohio, Maryland, and New York State for cigar fillers and wrappers; also in the extreme West, Wisconsin, etc. It does best on good, rich chocolate soils. Pkt. 10c.; oz. 40c.;  $\frac{1}{4}$  lb. \$1.00.; lb. \$3.00.



Tobacco.

### SELECT VARIETIES.

Prices of the following varieties: Per pkt. 10c.; oz. 25c.;  $\frac{1}{4}$  lb. 75c.; lb. \$2.50.

**Improved Yellow Oronoko.** For yellow wrappers, cutters and smokers. Cures easily a bright color, or can be cured for dark filler. It has good width and fine length of leaf. Does best on light grey soil overlaying yellow clay.

**Improved Hester.** A variety adapted for wrappers, cutters, fillers or cigars. It has a fairly long leaf of medium width, and cures bright. Adapts itself over a wider range of soils and climates than any other variety. It is very popular in eastern North and South Carolina. Is best adapted to gray or sandy soils overlaying yellow clay, or to chocolate soils.

**Improved Long Leaf Gooch.** For cutters and wrappers. Has a long, tapering leaf of fine texture, and makes fine bright tobacco. Succeeds best in eastern North and South Carolina, and is best suited to light or sandy soils.

**White Burley.** This is the standard variety of Kentucky and is the best filler tobacco known, on account of its absorbing qualities. It has a long, wide leaf, very porous, and makes bright reds, and is fine for plug fillers and wrappers. It is best adapted to the Burley or limestone district of Ohio, Tennessee, and Kentucky. Large quantities of the leaf of this variety are sold in Canada and to foreign trade.

**Kentucky Yellow.** A very fine, large, broad-leaved tobacco, suitable for strips, dark wrappers and fillers, making a dark tobacco. It is best suited to chocolate, alluvial, and rich red clay soils, producing heavier yields to the acre than any other sort.

**Ragland's Conquerer.** One of the best bright tobaccos grown for wrappers and cutters. The leaf is of a beautiful oval shape, and it makes the finest bright grown. Is best suited to gray or sandy soils overlaying yellow clay.

The handiest and best spraying machines for tobacco worms are the **Eclipse** and **Perfection** sprayers, page 62.

Tobacco Plant Bed Cloth, page 64.

## STANDARD VARIETIES.

Price: Per pkt. 5c.; oz. 20c.;  $\frac{1}{4}$  lb. 60c.; lb. \$2.00, postage paid.

- One Sucker.** A dark manufacturing sort, of fairly good breadth, long leaf, and good, rich quality. It is claimed that this grows fewer suckers than other varieties. Best suited to alluvial, chocolate, and rich red clay soils.
- Big Oronoko.** A very large and heavy variety for fillers and strips. Makes a wide, long leaf of dark color. Best adapted to rich alluvial and red clay soils.
- Sweet Oronoko.** This variety makes the finest fillers known. It cures a rich, red, long and narrow leaf, tough and waxy. It is best adapted to rich, red and gray lands.
- Improved White Stem Oronoko.** A fine variety for wrappers, cutters and smokers. It makes a bright curing leaf of good width and breadth. Best adapted to a light gray or sandy soil.
- Blue Pryor.** A large, long and broad leaf. Makes a rich, waxy tobacco for black wrappers, strips, and fillers, and is best adapted for rich lots and alluvial soils.
- Yellow Pryor.** A good general purpose tobacco. Makes a fine wrapper, cutter, filler or smoker, and if put on rich red tobacco land will make almost as dark and heavy as Blue Pryor. It is also well adapted to a good gray land with red subsoil.
- Medley Pryor.** This variety is not so large as the Blue Pryor, but is a very rich, heavy tobacco, and suitable for the same soil and purposes.
- Gold Leaf.** A bright sort for plug wrappers, cutters and fillers. It is of more body than Gooch, not so large as that variety, but of good texture. Best suited to gray and sandy soils.
- Sterling.** A fine silky bright tobacco. Makes fine long wrappers and smokers, and one of the finest for these purposes, but of rather too much body for cutters. It is best adapted to a gray and yellow subsoil.
- Beat all, or Lacks.** A heavy, dark type of tobacco. Color, a splendid mahogany. Leaf is large, long, and of good texture for dark wrappers and fillers. It is best suited to a gray soil with red subsoil, or to red clay lands.
- Broad Leaf Gooch.** A heavier sort than Long Leaf Gooch. Makes a good variety for mahogany wrappers, as well as bright grades. Best suited to gray or sandy soil.

## Poultry Supplies.

- Rust's Egg Producer.** One of the best and most satisfactory preparations we have ever sold for feeding to poultry to increase egg production. Our customers who have used it speak in the highest praise of it, saying that it not only largely increases the quantity of eggs, but improves the appearance of the poultry and keeps them in a healthy condition. Feed every day at first at the rate of one tablespoonful to a quart of meal or wet feed; afterwards it can be fed two or three times a week, and when the hens commence laying freely it can be discontinued. A 25-cent package contains 16 $\frac{2}{3}$  tablespoonfuls. Price, lb. package, 25c.; by mail, 44c.; 2 $\frac{1}{2}$  lb. package, 50c.; by mail, 94c.; 6-lb. package, \$1.00; 10-lb. box, \$1.50.
- Rust's Havens' Climax Condition Powders.** A first-class preparation for all kinds of poultry and cattle. A splendid cure for cholera and other poultry diseases; it tones up the system and greatly improves the plumage after the trying moulting season. It is also a good medicine for hogs, cattle, and horses, and gives splendid satisfaction to our customers who use it. Price, 13-oz. box, 25c; if sent by mail, 40c.; 32-oz. box, 50c.; if by mail, 85c.; 5-lb. box, \$1.00; 8-lb. box, \$1.50.
- Roup Pills.** An almost sure cure for Roup, given according to directions. We have known almost hopeless cases cured by it. Per box of 50 pills, 25c. Mailed on receipt of price.
- Crushed or Granulated Bone** supplies the lime for shell and other ingredients necessary in the composition of eggs. Scatter about in the poultry yard. 5 lbs. 20c.; 25 lbs. 75c.; 100 lbs. \$2.50.
- Crushed Oyster Shells.** Splendid for poultry, to help in the formation of egg shells and keep fowls healthy. Use it freely. Feed alone. 5 lbs. 10c.; 25 lbs. 40c.; 100 lbs. \$1.00.
- Fine Bone Meal.** Excellent to aid in increasing egg production, and a splendid feed for young chicks. Should be fed wet, mixed with corn meal or bran. 5 lbs. 25c.; 25 lbs. 75c.; 100 lbs. \$2.50.
- Ground Beef Scraps.** To be mixed with wet feed. Fine for keeping poultry in healthy, thriving condition, and to aid in increasing egg production. 5 lbs. 25c.; 25 lbs. 90c.; 100 lbs. \$3.25.
- Ground Meat Meal.** A valuable preparation for mixing with wet feed, supplying nitrogenous and fatty ingredients, especially in winter and spring. 5 lbs. 25c.; 25 lbs. 90c.; 100 lbs. \$3.25.

## Fine Bird Seeds, and Seeds for Poultry and Pigeons.

Bird fanciers know that to keep canaries and other small song birds in good health and song it is most important that they should be fed with the seed adapted to their requirements.

The seeds offered below are the cleanest and best quality that can be obtained. If you wish to keep your birds in good, healthy condition do not feed them on "cheap" or old seeds.

**Wood & Stubbs' Fine Mixed Bird Seed.** A combination of the best and highest quality seeds in proper proportions. Cuttlefish with each pound. 1 lb. 10c.; 3 lbs. 25c.; 10 lbs. 60c.

**Canary.** (Recleaned Sicily.) 1 lb. 10c.; 3 lbs. 25c.; 10 lbs. 60c.

**Hemp.** (Imported Russian.) For parrots, pigeons, etc. 1 lb. 10c.; 3 lbs. 25c.; 10 lbs. 60c.

**Rape.** (Imported.) Not the common article usually sold. 1 lb. 10c.

**Sunflower.** (Mammoth Russian.) For parrots, pigeons, etc. 1 lb. 10c.; 3 lbs. 25c.; 10 lbs. 75c.

**Canada Peas.** For pigeons. Peck, 40c.; bushel, \$1.25.

**Millet.** For young chicks and song birds. 1 lb. 5c.; 6 lbs. 25c.

**Buckwheat.** For poultry, pigeons, etc. Peck, 35c.; bushel, \$1.10.

Booklet of Poultry Diseases, Remedies, etc., Mailed Free on Application.

# WOOD & STUBBS' Fine Lawn Grass Seeds.



Fine lawns can be obtained so easily and quickly from Lawn Grass Seed, and seeding is not only less expensive than sodding, but will produce a much finer lawn, free from objectionable weeds and coarse grass, and forming a beautiful velvety green sward, which with a little care will last a lifetime.

Our Lawn Grass Seeds have given the very best satisfaction and proved conclusively to be far superior to Kentucky Blue or any other one variety of grass seed sown alone. A large number of the finest lawns in Louisville and in other localities have been made entirely from Wood & Stubbs' Evergreen Lawn Grass, and we have received the highest reports of its fine quality and the beautiful green swards it has produced.

**Preparation of the Soil.**—Before sowing Lawn Grass the ground should be deeply spaded or plowed, removing all roots, stones, etc., and an application of fertilizer or well-rotted manure worked in to make it rich. Our **Lawn and Garden Fertilizer** is especially prepared for this, and will give most excellent results. If manure is used be sure that it has been thoroughly decomposed, as the weeds and hay seeds, which are in all manure, would come up and fill the lawn with coarse grasses and weeds. Rake the ground smoothly and sow the seed.

**Sowing.**—Thick seeding always gives best results. For small lawns sow one pound to every 300 square feet (12 x 25 feet), and for large lawns about 60 to 75 pounds per acre. The seed should be carefully and evenly sown, raking in lightly, and afterwards, provided the soil is not wet, rolled or made firm with the back of the spade or pressing down with a board. In established lawns, where the grass is thin, it is a good plan, either in spring or fall, to rake over the grass roughly, especially the bare spots, and scatter more seed. The best time for sowing is in September or October in the fall, or from February to first of April.

**Care of Lawns Afterward.**—While the grass is young, and even when the lawn gets well set, care should be taken that weeds and coarse grass, which spring up naturally in nearly all soils, do not get possession of the lawns. If a watchful oversight is kept at first, and any weeds or coarse grasses are cut at the root with a knife or pulled up, the lawn grass will soon spread and thicken so that it will take entire possession of the soil, filling it up and interweaving so closely that there will be no chance for weeds to grow. All lawns should be regularly and carefully cut during growing season with a lawn mower. Scythes should never be used. Do not cut the grass too close in summer; one-and-a-half to two inches is close enough. Where possible, lawns should be well watered during hot, dry spells in summer, late in the evening—never in the middle of the day or in the morning. Running a roller over the lawn once a week all through the growing season forces the roots of the grass to strike out afresh, taking a deeper hold on the soil, enabling the grass to withstand dry weather better, and improving the appearance of the lawn very much. It is best every fall or early in the spring to rake the lawn over very roughly and sow seeds on any bare spots, giving also a top-dressing of our Lawn and Garden Fertilizer at the rate of about five pounds to 500 square feet. Lawn Grass is hardy, and does not require any protection in the winter.

**Wood & Stubbs' Evergreen Lawn Grass.** This seed will form a beautiful green sward in a few weeks time, and with proper care will give a beautiful green velvety lawn the year round. It is especially prepared for the Southern climate, the grasses used producing a thick velvety green turf. Not only is it the best for small or large lawns, but is well adapted for golf links, tennis courts, croquet grounds, etc. Considering the high quality of the seeds used, our Evergreen Lawn Grass is cheaper than ordinary lawn grass mixtures, as it weighs 20 to 21 pounds per measured bushel, while others usually weigh 14 pounds per bushel. Price, 25c. per qt.; 30c. per lb.; 4 lbs., \$1.00; 20 lbs. (1 bus.), \$4.00; 100 lbs. and over, \$17.50 per 100.

**Wood & Stubbs' Shady Green Lawn Grass.** This is prepared especially for sowing in shady situations, sheltered spots, under trees, etc. It is composed of low growing evergreen grasses, which are naturally adapted to these conditions, and will be found to give as satisfactory results as can be obtained. Per lb., 35c.; 5 lbs., \$1.50; 20 lbs. (1 bus.), \$5.50.

**Lawn and Garden Fertilizer.** A complete and concentrated manure for making and sustaining fine lawns. It will improve the grass wonderfully, giving it a beautiful green color. For new lawns apply broadcast five pounds to 300 square feet (12 x 25), or 600 pounds per acre, working in and mixing in the soil. As a top dressing, in the winter or early spring, apply at the rate of five pounds for 500 square feet, or 400 pounds per acre. The best time to apply as a top dressing is before a rain or snow. Price, 5 lbs. 30c.; 10 lbs. 50c.; 25 lbs. \$1.00; 50 lbs. \$1.75; 100 lbs. \$3.00; 200 lbs. \$5.00; ton \$45.00.

**SEE** Testimonial from Mr. Robert Campbell, Superintendent of Cave Hill Cemetery, and some other information about our **LAWN GRASS SEEDS**, on page 5. ❁ ❁ ❁ ❁ ❁ ❁

# WOOD & STUBBS'

## High Grade Flower Seeds.

Our Flower Seeds are All Fresh and of Unsurpassed Quality.

The packets are liberally filled and the stocks far superior to the poorly filled papers sold on commission and offered as bargains in various periodicals. We supply large quantities of Flower Seeds, etc., to Florists and Gardeners, for market flowers, and we use the same high class stocks in our packets, so that customers purchasing same can rely on getting the very best results.

**SPECIAL DISCOUNT ON FLOWER SEEDS IN PACKETS.**

On all orders for Flower Seeds IN PACKETS select FIFTY CENTS WORTH EXTRA for each \$1.00 sent us. For 50 cents, select packets to amount of 65 cents.

This applies to Flower Seeds in packets only, and does not apply to collections and special reductions.

### A Few Suggestions About Sowing, Etc.

Complete cultural directions will be found printed on each of our flower-seed packets, yet we give here a few general rules which will be helpful to beginners.

**The Soil** best suited to flowers is a light rich loam, which should be as fine and smooth as possible. Should the soil be heavy, mix with sand to lighten it.

**Sow the Seed** either broadcast or in rows, and cover in proportion to the size of the seed—a good general rule is to cover two or three times the size of the seed—and press the soil firmly. Small seeds can not come up if covered too deep. Water with a fine spray, and do not allow the soil to dry out. Some sorts should be started in the house early, in seed-boxes, earthenware pans or flower-pots. When three or four leaves have formed, transplant to similar boxes one inch apart, or into the open ground if warm enough. Be careful not to keep young plants continually saturated, as they will be liable to damp off.

### Abbreviations and Cultural Information for Flower Seeds,

Listed on the following pages.

Read carefully the following remarks, so that a proper selection of seeds may be made for a succession of flowers throughout the season:

**A.—Annual.** Lasts one year, producing flowers and seeds the first season. They sometimes come up year after year from self-sown seed. Among these are some of the most beautiful and showy flowers, and a selection of various sorts will give an uninterrupted succession and gorgeous display from early summer till frost.

**B.—Biennial.** Lasts two years. Generally bloom the second season.

**P.—Perennial.** Lasting three or more years, usually blooming the second season, and continuing for years.

**H.—Hardy.** Hardy annuals **H. A.** can be sown in open border in March or April, thinning out or transplanting as necessary. Hardy Biennials **H. B.**, and Perennials **H. P.**, can also be sown at this time or later in the summer or fall. Started in the fall or very early in the spring, they usually bloom the first season.

**Figures 1, 2, 3** are indicative of the season at which the plants usually bloom, viz: 1, early in the summer; 2, about mid-summer; 3, late in the summer and fall. Where the blooming season extends, two figures are used, viz: 1-3 means from early in the summer till fall.

**H. H.—Half-hardy** Annuals (**H. H. A.**), Biennials (**H. H. B.**), and Perennials (**H. H. P.**) require a rather longer time to establish themselves, and being more tender when young, should, if wanted to bloom early, be started in the house or hot-bed. Out-of-doors they can be sown in the latter part of April or first of May. Most **H. H. B.** and **H. H. P.** started in the house bloom the first season.

**T.—Tender** Annuals (**T. A.**), Biennials (**T. B.**), or Perennials (**T. P.**) require about same treatment as **H. H.** Annuals, with more caution as to exposure, keeping in pots longer, and removing outside only when the weather is settled and warm. Calceolarias, Cinerarias, Cyclamen, Gloxinias, Primulas and Smilax should be kept growing in pots, shifting to larger sizes as the growth requires.

**Seeds with a horny shell** like Canna, Evening Glory, Brazilian and Japanese Morning Glories, should have a small hole filed through the outer shell or soaked in warm water thirty-six hours before planting.

## MESSRS. WOOD & STUBBS,

CITY.

GENTLEMEN:

The reports received from the various Superintendents of the City Parks speak in the very highest terms of the quality of the seeds and bulbs purchased from you this season.

We feel gratified that your stocks are giving such general satisfaction and that you are meeting the demands of our Board, not only for the highest quality Grass Seeds, but for many select Flower Seeds, Bulbs, etc., which we formerly had to purchase from other parts of the country.

Very truly,

ROBERT C. KINKEAD,

Louisville, Ky., Nov. 7th, 1899.

Member Board of Park Commissioners.

## GENERAL LIST OF CHOICE FLOWER SEEDS.

For Climbers, Vines and Trailing Plants, see pages 46 and 47.



*Antirrhinum.*

- ABRONIA. Umbellata.** A Verbena-like plant, bearing rose-colored, fragrant flowers. Splendidly adapted for rock work. H. A.—2 Height 6 inches. Pkt. 5
- ABUTILON Flowering Maple.** Beautiful shrubby plants, bearing long, pendulous bell-like flowers of many attractive colors, richly veined. Strong growers, and suitable for the garden in summer and house in the winter. Height 2 to 4 feet. T. P. 2-3. Mixed colors. Pkt. 15
- AGERATUM.** Profuse blooming plants, bearing clusters of feathery blooms the whole summer. Excellent for cut flowers and fine for large beds in summer and as pot plants for winter. Height 2 feet. H. H. A.—2-3. Pkt. 15
- Mexicanum.** Light blue. Per oz. 40c. Pkt. 5
- Conspicuum.** Everblooming white; fine for cutting. Pkt. 5
- Alyssum.** Free flowering, pretty little plants for beds, edgings, or winter blooming. The white varieties are hardy annuals, and bloom all summer. Pkt. 5
- Saxatile Compactum.** A hardy perennial variety of dwarf habit, bearing a profusion of golden yellow flowers in April or May. Will last for years and resist the most extreme weather. Very showy for permanent borders. Height 9 inches. Oz. 50c. Pkt. 5
- Little Gem.** New, very dwarf, each plant covering a circle of about 5 inches. Per oz. 50c. Pkt. 5
- Sweet Alyssum.** White, oz. 30c. Pkt. 5
- Amaranthus.** A class of highly ornamental plants many of which are grown exclusively for their handsome foliage, while others are equally desirable for their beautiful clusters of brilliant-colored flowers, which are very effective for autumn decoration. Transplant two feet apart. H. H. A.—2-3. Pkt. 5
- Bicolor Ruber.** Foliage green and dark red tipped with yellow. 3 to 5 feet. Pkt. 5
- Caudatus.** Long, drooping sprays of red flowers. Per oz. 20c. Pkt. 5
- Tricolor. (Joseph's Coat.)** Oz. 30c. Height 3 feet. Pkt. 5
- Antirrhinum. (Snap Dragon.)** Well known, showy, and useful border plants, producing flowers of a great variety of brilliant and handsome colors. Very effective in beds, succeeding in any good garden soil. Height 2 to 3 feet. H. P.—2. Blooms the first season. Pkt. 5
- Majus.** Tall mixed. Per oz., 40c. Pkt. 5
- Picturatum.** Blotched and spotted, dwarf growing, mixed colors. Pkt. 5
- Firefly.** Bright scarlet, with white throat. Pkt. 5
- AQUILEGIA. (Columbine.)** Useful early summer-blooming plants bearing odd and peculiar-shaped flowers. They grow one to three feet in height, the stems rising about two feet, and bearing fifty to eighty blossoms of various colors. H. P.—1-2. Pkt. 5
- Double.** Mixed colors. Pkt. 5

## SUPERB ASTERS.

These beautiful and popular annuals are unrivaled for richness of display and profusion of flowers. They are very desirable for beds, being in bloom when most other plants are nearly over, and are very useful for cut flowers and bouquets. H. H. A. 2-3.

**VICTORIA ASTERS.** For size, color and profusion of bloom this is probably the handsomest of all Asters. The colors include many delicate and some gorgeous shades; flowers double and 4 inches across, and 20 to 30 blooms to a single plant. 15 to 18 inches high.

- Pure White, . . . . . 1/8 oz. 40 Pkt. 10
- Light Blue, . . . . . " 40 " 10
- Crimson, . . . . . " 40 " 10
- Bright Rose, . . . . . " 40 " 10
- Violet, . . . . . " 40 " 10
- All Colors Mixed, per oz. \$2 50 . . . . . " 40 " 10

Collection of five packets, one of each color, 40c.

**SEMPLE'S BRANCHING ASTERS.** A beautiful new strain of late flowering Aster, which bears on long stems perfectly formed double flowers 4 inches in diameter. 18 inches to 2 feet high.

- Shell Pink, . . . . . Pkt. 10
- Lavender, . . . . . " 10
- Pure White, . . . . . " 10
- Mixed Colors, per oz., \$2.00 . . . . . " 10

Collection of three packages, one of each color, 25c.

**PEONY FLOWERED PERFECTION ASTERS.** A splendid strain of these popular flowers, bearing large double flowers, of perfect form. Splendid for bedding. Height 18 inches.

- Mixed Colors, per oz., \$2.00; 1/8 oz., 30c.; pkt., 10c.

**COMET ASTERS.** A beautiful and distinct class, bearing large, very double flowers, the petals twisted and curved like a Japanese Chrysanthemum.

- Mixed Colors, 1/8 oz., 40c.; pkt., 10c.

**CROWN.** Very double, showy flowers. White centers, bordered with rich colors; beautiful. Pkt. 10c.

**GERMAN QUILLED. (China Asters.)** Many beautiful colors. Per oz., 50c.; pkt., 5c.

- Choice Mixed. All the best tall sorts. Oz., 50c.; pkt., 5c.

**Auricula.** Known as Primula Auricula and French Cow-slips. A pleasing class of plants, bearing most beautiful clusters of brilliant flowers. They bloom for years. Splendid for pots or beds. H. P.—1. Mixed Colors. Pkt., 10c.



*Semple's Branching Asters.*



**Balsam.** (Touch Me Not, or Lady Slipper,) An old favorite, producing large masses of beautiful, brilliant colored flowers in the greatest profusion. Our strain of these is very fine, Camellia flowered, producing the finest double blooms, and are quite a revelation in comparison to the old varieties. Rich soil is required for the finest blooms. H. H. A.—2-3.  
**White Perfection.** The finest white; double, as Camellia. Per oz., \$1.00  
**Double Mixed.** Fine strain. Per oz., 50c.,

Pkt.

**BACHELOR'S BUTTONS.** (See *Globe Amaranth*.)

**Begonias.** Beautiful flowering plants for summer bedding or window growing in pots. They are covered the whole summer with beautiful waxy flowers of many brilliant shades, and the foliage is very ornamental. Sown early in the house they bloom the succeeding summer. T. P.—1-3.


**Vernon.** A scarlet variety, bearing immense quantities of bloom, making an exceedingly brilliant effect. The foliage is very ornamental; first green, when the plants are young, changing with age until the stems and leaves are suffused with a reddish tinge. Excellent for pots.

**CACALIA.** Pretty annuals, bearing tassel-shaped blossoms on long graceful stems. H. H. A. Height 2 feet. Mixed Colors,

**Calendula.** Showy free-flowering annuals of the Marigold family. They succeed well in any good garden soil, producing a fine effect in beds or mixed borders, and continuing in bloom until killed by frost. H. A.—2-3. Height 1 foot.

**Meteor.** Pale straw yellow, striped with orange; very double. Per oz., 25c.

**Prince of Orange.** This new variety surpasses in beauty the well-known Meteor. The stripes are of deeper orange, and make a brilliant appearance. Per oz., 25c.



*Empress Candytuft.*

**CANDYTUFT.**

Popular favorites, flowering profusely the whole summer. Very valuable for edgings and borders, the plants being fairly covered with masses of white and various colors. All except one sort listed are H. A. growing one foot high.

**Empress.** A fine variety, bearing large trusses, pure white, in pyramidal shaped spikes. Extra fine for cutting, or makes a fine bedding plant. Oz., 50c.,

**White Perennial.** A profuse white blooming, hardy variety. Blooms early in the spring.

**Mixed Colors.** A splendid mixture. Oz., 20c.,

**Canna.** Dwarf French Cannas are of exceptional merit for bedding, and are scarcely less valuable for pots in the winter. They bloom continually throughout the season, bearing large clusters of very showy flowers of different colors. Seed sown in hot-bed in January will begin blooming about the middle of the summer. The tall sorts are excellent for centres of beds and back-grounds.

**New Large Flowering Hybrids.** A splendid mixture of all colors. Per oz., 20c.,

**Tall Varieties.** Mixed colors. Per oz., 25c.,

**CANNA BULBS.** See page Summer Flowering Bulbs.

**CANTERBERRY BELLS** (*Campanula*). Popular and beautiful hardy plants, bearing a great profusion of attractive bell-shaped flowers. Colors, rose, blue, white, etc. H. B. 1-2. Height, 2½ feet.

Pkt.

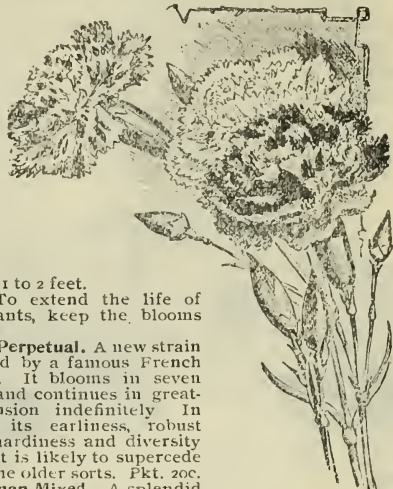
**Single Mixed.** . . . . . 5

**Double Mixed.** . . . . . 5

**Calycanthea.** (Cup and Saucer) The best variety of Canterbury Bells. The flowers are large and are borne in the greatest profusion. Mixed colors, rose, white and blue, . . . . . 10

**CARNATIONS.**

Carnations are general favorites for their delicious clove fragrance and diversity of color. They are excellent bloomers in the garden, and almost indispensable for winter flowering. H. H. P. 1-2. Height, 1 to 2 feet.



[NOTE.—To extend the life of carnation plants, keep the blooms picked off.]

**Chabaud's Perpetual.** A new strain introduced by a famous French specialist. It blooms in seven months, and continues in greatest profusion indefinitely. In view of its earliness, robust growth, hardiness and diversity of color, it is likely to supercede most of the older sorts. Pkt. 20c.

**Finest German Mixed.** A splendid strain for bedding or pots. Pkt., 15c.

**Marguerite.** This variety blooms four months after sowing the seed. Good for bedding or pots. Plants are dwarf, flowering very profusely. Blooms double and ranging through the various shades of red, pink, white, etc. ¼ oz., 50c.,

**Mixed Colors.** Oz., 50c.,

**Coreopsis or Calliopsis.** Beautiful showy summer bedding annuals, with large, bright flowers of golden yellow varied with rich brown. Excellent for cutting and decoration. Height, 2 feet. H. A.—2-3.

**Lanceolata.** Beautiful golden yellow perennial; unexcelled for borders; excellent for cutting (See cut), . . . 10

**Mixed Colors.** Very rich and showy. Oz., 20c., . . . 5

**Centaurea.** (**Dusty Miller**). White leaved varieties. H. H. P. Highly prized for their beautiful white foliage. Excellent for vases or edgings of beds, etc.

**Gymnocarpa.** Silver foliage, delicately cut. Height, 1½ feet. Per oz., 60c.; pkt., 5c.

**Candidissima.** Very white dwarf. Height, one foot. Per 1,000 seeds, 75c.; pkt. 10c.

**CENTAUREA CYANUS** (Corn Flower. Ragged Robin. H. A.—1-2.

**Margarita.** A beautiful large white flowering variety, having a delightful odor. Splendid for cutting. Water at the roots only, not on leaves. Per oz., 50c; pkt. 5c.

**Mixed Colors.** A beautiful strain of this popular annual, comprising lovely shades of blue, rose, purple and white flowers. Excellent for cutting. Per oz., 25c.,

**CELOSIA, or COCKSCOMB.** Very showy plants, bearing large ornamental, comb-like heads of various colors. Excellent for beds or as pot plants. H. A.—1-3.

**Glasgow Prize.** Dark foliage, immense showy dark crimson combs. One foot, . . . . . 10

**Japanese.** A handsome variety, having combs of brilliant crimson, cut and ruffled like lace. Two feet, . . . . . 5

**Cineraria.** Magnificent flowering plants for greenhouses or conservatory. Bears large clusters of flowers in shades of white, violet, blue and crimson, the plants being virtually covered with blooms. These are among the most admired and beautiful plants for pots for early spring blooming. T. P. Height, ½ feet. Sow seed in summer in boxes, and transplant to pots for next spring blooming, . . . 25



*Centaurea Margarita.* Pkt.

**Chrysanthemums.** The annual Chrysanthemums bear no resemblance to the late autumn varieties, but have a beauty distinctly their own. The plants grow from twelve to eighteen inches high, have fine, delicate foliage, and produce beautiful daisy-like flowers of various bright rich colors. H. A.—2-3.

**Carinatum "Eclipse."** A showy variety, bearing flowers of a golden yellow, with a purplish scarlet centre and dark brown disc. . . . . 5

**Burridgeanum.** Crimson; white centre, . . . . . 5

**Double Japanese.** Perennial varieties, bearing fantastic-shaped flowers. Colors mixed, . . . . . 10

**COCKSCOMB.** (See *Celosia*.)

**Coleus.** Popular foliage plants for bedding, edgings, and ribbon gardening. Although perennials, they will attain perfection the first season from seed sown early in the house. The seed we offer is selected from the best strains, and will produce different colored plants of desirable markings, . . . . . 10



**COSMOS.**

Cosmos have become so popular that they may deservedly be called the "Glory of the Autumn." The older sorts were thought to be exquisite, but the new fancy varieties we offer will be revelations of surpassing beauty, which fairly eclipse anything previously attained. Another feature in regard to these beautiful flowers is the extension of blooming season, which was attained by the introduction of the new Early Flowering Cosmos. All Cosmos are of easy culture, and are almost indispensable for cutting and garden decoration, their lovely blossoms being produced in greatest profusion after most other flowers have succumbed to frost. H. A. Height, 4 to 6 feet.

**NEW CALIFORNIA GIANT.** These giant flowers are surpassingly beautiful, often measuring 4 1/2 to 5 inches across. The colors range from pure white through the shades of pink and red, the latter being particularly rich. The whites especially are very handsome, with large, broad petals, flowers of great substance, almost as chaste and beautiful as lilies. Mixed colors, . . . . . 10

**NEW EARLY FLOWERING.** Heretofore Cosmos has been confined to late summer and autumn, but we here have a variety which will begin to flower about the first of July, and gradually increasing until the plant is a mass of bloom, the lovely daisy-like blooms showing up beautifully against the feathery green foliage. The principal feature of this splendid novelty is that it extends the blooming season by nearly two months, giving a profusion of flowers from early in July till winter. We offer this in a beautiful mixture of colors, including white, pink, crimson, spotted, etc., . . . . . 10

**MAMMOTH PERFECTION COSMOS.** The flowers are double the size of the old, large flowering Cosmos, measuring from three to four inches across. The petals are large, overlapping, forming perfectly round flowers, deeply ribbed, and of good substance, . . . . . 10

**Mammoth Perfection, Crimson,** . . . . . 10  
 " " **White,** . . . . . 10  
 " " **Pink,** . . . . . 10

Three packets, one of each color, . . . . . 25

**MIXED COSMOS.** A fine mixture of the older varieties, containing all shades of color. The flowers are large, and will be found just the thing for table decoration. Per oz., 50c., . . . . . 5

**Cyclamen.** Exceedingly beautiful winter and spring flowering plants for window or greenhouse. The foliage is highly ornamental, and the curious shape, striking beauty, and brilliant color of the flowers, which are borne continuously for months, make it one of the most desirable and admired of all plants for pots. Seed sown in boxes in February or March and transplanted to pots will make splendid flowering plants for the following winter and spring, much better than those grown from dormant bulbs. T. P. Height, 9 inches.

**Persicum, Mixed Colors,** . . . . . 10

**CYCLAMEN PERSICUM GIGANTEUM.** (Giant Persian Cyclamen.) Flowers very large and of great substance. Leaves proportionately large and beautifully marked. Finest strain. Choice Mixed Colors, . . . . . 25

**Dahlia.** Dahlias succeed admirably from seed, blooming the first season if started early indoors. Many beautiful sorts are contained in the stocks we offer, and there are always sports which may develop into fine new sorts. Height 4 to 6 feet. H. P.—2-3.

**Double Mixed.** Per oz., 75c., . . . . . 5

**Single Mixed,** . . . . . 5

**DAHLIA ROOTS.** 15c. each; 3 for 40c.; \$1.20 per doz. For varieties, see Summer Flowering Bulbs.

**Daisy.** (*Bellis Perennis*.) An old favorite, bearing double white and pink flowers in greatest profusion. Sown in the fall or early in the house will produce flowers from April to June. H. P. Height, 6 inches.

**Double Mixed,** . . . . . 10

**Double Pure White,** . . . . . 10

**DELPHINIUM.** (*Perennial Larkspur*.) Splendid hardy plants, with beautiful, graceful spikes of flowers of many exquisite shades. They are invaluable for permanent beds or borders, or in the corners or edges of the garden. Sown in the fall or early in the spring out-doors, they bloom the succeeding summer. H. P.—2-3.

**Formosum.** Spikes of brilliant rich blue flowers with white centre. 2 1/2 feet. . . . . 5

**Elatum Hybridum.** Mixed colors; very showy . . . . . 5

**DIGITALIS.** (*Foxglove*.) Handsome stately plants, with ornamental green leaves and long racemes of pendulous flowers, white, pink, blue, purple, etc., spotted beautifully, resembling Gloxinias. H. P.—1-2. Height, 2 feet.

**Mixed Colors,** . . . . . 5



Double Japan Pink.

**Dianthus, or Pinks.**

One of the most brilliant of our garden flowers, and gives universal satisfaction. The plants are symmetrical in growth, and produce a profusion of bloom throughout the summer. Very fragrant and desirable for bouquets. H. A. Height 1 foot.

**DOUBLE ANNUAL VARIETIES.** Pkt.

**Chinensis fl. pl.** Double China or Indian Pink. Our mixture of this strain is extra fine, and contains a large variety of colors. Oz 30c. . . . . 5

**Heddewigii fl. pl.** Double Japan Pink. The flowers are large and of the brightest colors. Mixed colors. Per oz. 60c. . . . . 5

**Heddewigii Albus fl. pl.** Double white Japan Pink, beautifully fringed. Lasts long after cutting. Oz. \$1.00. . . . . 5

**Imperialis.** Double Imperial Pink. An abundant bloomer. Mixed colors. Oz. 40c. . . . . 5

**SINGLE ANNUAL VARIETIES.**

**Heddewigii.** Beautiful rich colors. One of the finest annuals for show and cutting. Per oz. 50c. . . . . 5

**Laciniatus.** Beautiful fringed variety of brilliant colors . . . . . 5

**PERENNIAL OR HARDY VARIETIES.**

**Pheasant Eye.** A beautiful single variety, clove-scented. Flowers large and finely fringed. Per oz 50c. . . . . 5

**ESCHOLTZIA.** (*California Poppy*.) Showy free-blooming plants for bedding. Flowers are of extremely rich and beautiful colors. Height 1 foot. H. A.—1-3.

**Mixed Colors.** Per oz. 30c. . . . . 5

**FERNS.** Beautiful decorative plants, thrive best in peaty sandy soil. Sow in shallow boxes or pots, barely covering the seed, and keep moist. T. P. Choice varieties mixed . . . . . 15

- FORGET-ME-NOT.** (*Glycosis.*) Popular and charming little plants, bearing delicate blue flowers, which are highly prized for their modest beauty. H. H. P.—1.2. 5
- Alpestris.** A dwarf blue free-flowering sort . . . . . 5
- FOUR O'CLOCK.** (*See Marvel of Peru.*)
- FUCHSIA.** Well-known plants of easy culture, having bright penulous flowers. Excellent for pots or bedding in partially shady situations. T. P. Mixed colors . . . . . 15
- Gaillardia.** Remarkable for the size and brilliancy of their flowers, which are produced in great profusion all through the summer; desirable bedding plants, and excellent for cutting. Sow in April. . . . . 15
- Mixed Colors.** The most varied colors. Per oz. 30c . . . 5
- Lorenziana.** Double; fine for massing and bouquets. 5
- Grandiflora.** Hardy perennial varieties, bearing gorgeous flowers two-and-a-half to three inches across. Splendid for permanent beds and for cutting. Mixed colors . . . . . 10
- Geranium.** One of the most popular plants for bedding or keeping in the house. Sown early in doors will bloom the first season. T. P.—1-3. 10
- Zonale.** Mixed varieties . . . . . 10
- Apple Scented.** Leaves very fragrant; makes fine plants from seed. Sow in light soil and keep the soil moist. 15
- GLOBE AMARANTH.** (*Bachelor's Buttons.*) Well-known popular everlasting, which form bushy plants about 2 feet high, and bearing sometimes hundreds of flowers. Excellent as border plants, and very useful for winter decoration. H. H.—2-3.
- Compact Red.** Dwarf variety, excellent for bedding . . 5
- Mixed Colors, white, purple, striped, etc.** . . . . . 5



Lemoine's Giant Heliotrope.

- Heliotrope.** Well-known deliciously fragrant plants, useful either for bedding purposes or pot culture. They can be raised from seed as easily as Verbena, blooming the first season. T. P.—1-3 Height, 3 feet.
- Lemoine's Giant.** A new strain, bearing immense flowers, often measuring 10 to 15 inches across. The flowers are of all shades, from pure white to deep purple, and deliciously fragrant. (*See cut*) . . . . . 15
- Blue.** Flowers very dark and fragrant. . . . . 10
- White.** Bears its flowers in large clusters. . . . . 10
- Mixed Colors.** All shades; a pleasing mixture. . . . . 5
- HIBISCUS.** A showy and ornamental plant, bearing beautiful large single flowers, 3 to 4 inches in diameter. 5
- Africanus.** White, with black eye. H. A. . . . . 5
- Coccineus.** Bright scarlet; showy. H. P. . . . . 5
- Hollyhock.** Stately and showy early blooming plants. Flowers perfectly double, and of great variety of colors. Perfectly hardy, and blooming year after year when once planted. H. P. Sow in May or June. Our strains of Hollyhocks are very fine. 5
- Double, Mixed Colors.** Per oz. 60c . . . . . 5
- LARKSPUR.** Dwarf German Rocket. Annual Larkspurs are excellent for garden beds or borders; many brilliant colors. H. A. Height, 1 to 2 feet. . . . . 5
- PERENNIAL LARKSPURS.** See *Dalphinium*, page 42.
- ICE PLANT.** Pretty trailing plants, with curious succulent leaves and stems. Fine for hanging baskets. Start in the house or hot-bed, . . . . . 5

- Lobelia.** Pretty profuse-blooming plants, of great value for edging as well as for hanging baskets or vases. The blue varieties are H. H. P., blooming first year, and should be started in boxes. 10
- Speciosa, Tom Thumb.** Blue. Best for hanging baskets, . 10
- Crystal Palace.** Dark blue. Fine for bedding, . . . . . 10

**Marigold.**

Easily grown and useful garden plants. The African are tall growing, and most striking in large beds, while the French varieties are dwarf, and best adapted to small beds, or as a foreground to taller plants. H. A.—2-3.

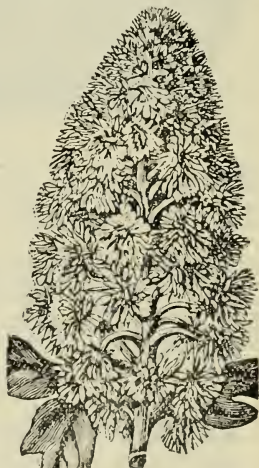


Eldorado Marigold.

- French Gold Striped.** Plant of dwarf habit; flowers of a rich maroon striped with golden yellow. Very free flowering. Per oz., 50c . . . . . 5
- French Double Dwarf.** A splendid mixture of rich colors. Oz., 30c. . . . . 5
- Eldorado.** An African variety, producing flowers 3 to 4 inches in diameter. Colors from pale yellow to deepest orange; very double. Oz., 50c. . . . . 5
- MARVEL OF PERU.** (*Four O'clock.*) Well-known and popular flowers; opens only in the evening, or on cloudy days. Colors, white, yellow, crimson, striped, etc.; flowers showy and in great profusion. H. H. B. Blooms first season. Mixed colors. Oz., 15c. . . . . 5

**Mignonette.**

An universal favorite on account of its delicate fragrance. Good for pots or garden culture, but, to produce the finest blooms should be in a partially shaded situation. If thinned out, will produce stronger plants and better blooms. Sow the seed at intervals throughout the summer for a succession.



Mignonette.

- Defiance.** A new strain of remarkable size, the spikes often 10 to 12 inches in length. Deliciously fragrant and excellent for cutting, keeping fresh for a long time after cutting. Oz., \$1.50 . . . 10
- Machet.** One of the best sorts; of bushy, vigorous and symmetrical growth. Bears massive spikes of very fragrant red flowers. Fine for pot or garden culture . . . . . 5
- Golden Queen.** Of a golden yellow color. Deliciously fragrant; none better for cutting. . . . . 5
- Sweet.** Large flowering; fragrant. Oz., 20c. . . . . 5

**NASTURTIUM.**

Valuable summer flowering plants; the leaves are a glossy green and the flowers of all colors, beautifully shaded. The Tom Thumb varieties grow one foot high, and make very effective bedding plants, blooming profusely the whole summer. The tall sorts grow 6 feet high and are excellent as climbers and trailers, blooming profusely. H. A.—2-3.

**DWARF, OR TOM THUMB VARIETIES.**

	Per oz.	Pkt.
<b>Empress of India.</b> Has dark tinted foliage, while the flowers are of the most brilliant crimson color . . . . .	20	5
<b>Pearl.</b> Pure white flowers, fine for contrast, . . . . .	20	5
<b>Golden King.</b> Golden yellow flowers . . . . .	20	5
<b>King of Tom Thumbs.</b> Scarlet; dark foliage, . . . . .	20	5
<b>Spotted.</b> Beautifully blotched . . . . .	20	5
<b>Rose.</b> Soft pink, very distinct . . . . .	20	5
<b>Dwarf Mixed.</b> ¼ lb. 40c. . . . .	15	5
<b>Collection, one packet each of six sorts, . . . . .</b>	—	25

**TALL, OR RUNNING VARIETIES.** Pkt.



*Tall Nasturtiums.*

blooms somewhat resemble Gloxinias; most gorgeous colors of purple, blue, scarlet, rose and white, beautifully marked and striped.  
**Choice Perennial.** Mixed colors . . . . . 10

- Large Dark Crimson.** Showy flowers. Oz. 20c. 5
- Hybrids of Madam Gunther.** Exceedingly brilliant colors, containing many new shades and beautiful and distinctly marked flowers. Oz., 25c. 5
- Tall Mixed.** ¼ lb., 40c.; oz., 15c. 5
- LOBBIANUM, Lobb's Nasturtiums.** Very pretty varieties, growing taller than the preceding kinds; flowers smaller, but brilliant. Mixed colors. 5
- PENTSTEMON.** Excellent plants for borders. The individual

**PETUNIA.** Pkt.

One of the best plants for bedding, the flowers being large, of brilliant colors, and borne in great profusion. H. H. A. 2-3. Height, 1½ to 2 feet.

- California Hybrids.** This splendid large flowering strain of single Petunia is noted for its beautiful combinations and exquisitely marked colorings. The flowers are deep-throated and beautifully fringed (See cut.) 15
- Double.** This strain produces a good percentage of double flowers. Finest mixed colors. . . . . 25
- Mixed Colors.** A choice mixture, including many large flowering sorts. Oz., 75c. . . . . 5

**Phlox Drummondii.** One of the prettiest garden annuals. Makes very attractive beds, and continues in bloom throughout the summer. As valuable as Verbena for cut flowers. Sow in April in open ground, or can be started earlier in-doors. The double varieties will come more true to type if planted in light soil.

- Double White.** A profuse bloomer, and one of great value for cutting, as it flowers at a time when white flowers are especially valuable. The seed produces about 60 per cent. double blooms. . . . . 10
- Star and Fringed.** Dwarf growing varieties, bearing brilliant fringed and star-shaped flowers. Exceedingly pretty. Mixed colors, . . . . . 10
- Mixed Colors.** A combination of a great variety of colors. Oz. 50c. . . . . 5
- Perennial Phlox.** Excellent sorts for permanent beds, growing 3 feet high. Mixed colors, . . . . . 10

**PANSIES.**

Our Pansy seeds are saved from plants selected for the beauty and quality of their blooms, and are unsurpassed. For best results sow in rich soil in a sheltered location, and water freely. Seeds sown early in the spring will produce blooms in the summer, but not as large as if sown in the fall.

**Pansies in Separate Colors.**

The following varieties are all separate and distinct and are splendid for bedding in contrasting or blended shades. As they are all Trimardeau or Giant strain the blooms can be depended on to be of the largest size and good colorings



- Giant Azure Blue,** . . . . . Pkt. 10
- Giant Brown Red,** . . . . . 10
- Giant Lord Beaconsfield.** Violet, shading to white on upper petals. . . . . 10
- Giant Snowflake.** Pure white . . . . . 10
- Giant Striped,** . . . . . 10
- Giant Yellow.** With black eye . . . . . 10
- Giant Black Blue,** . . . . . 10
- Giant Faust.** (King of the Blacks.) . . . . . 10
- Giant Emperor William.** Ultramarine blue with violet eye . . . . . 10

One Pkt. each of the above Nine Distinct Varieties, 60c.

**Pansies in Mixture.**

- Wood & Stubbs' Imperial.** This strain is unexcelled for its varied and beautiful colors. The flowers are very large, of most brilliant and effective markings, and matchless form and beauty. Particularly fine for florists' use or where large show Pansies are desired. 25 3 pkts. for 65c.; 5 pkts., \$1.00.
- Trimardeau.** A remarkably large and distinct class of Pansies, individual blooms sometimes measuring three inches across. Splendid colors mixed. Per pkt., . . . 10 3 pkts. for 25c.
- German Mixed.** A splendid strain, producing large-sized flowers, beautifully stained and blotched. . . . 10
- Large Flowering Mixed.** Embraces most of the separate varieties; very showy. Per ¼ oz., 25c.; per oz., 75c. . . . . 5

**Poppies.**

Poppies succeed remarkably well in the South, and hardly any class of plants afford the same brilliant colorings and showy display. Very easy culture, the seed being sown where they are to bloom. The varieties we offer are the best and can be depended on to produce satisfactory results.



*Oriental Poppy.*

- PERENNIAL POPPIES.** H. P.
- Oriental.** One of the grandest of all Poppies. The flowers are extremely large, a rich dark glowing crimson, the foliage very rich dark green. Magnificent. If sown early will bloom the first year. . . . . Pkt. 10

**POPPIES—Continued.** Pkt

**Iceland Poppies.** A beautiful, fragrant strain, which blooms continually from June to October. Flowers resemble crushed satin, and plants will continue to flower for three or four years after sown. Mixed colors, 10

**SINGLE ANNUAL POPPIES.**

**Tuip.** (*Papaver Glaucum.*) This sterling variety, originally from Armenia, bears in abundance large, bright scarlet flowers, which are so dazzling in appearance as to remind one of a bed of scarlet Tulips. . . . . 10  
**Shirley.** These beautiful Poppies are very free flowering and remarkably brilliant in color. They range in color from pale rose to deep crimson, and are delicately edged and fringed. Mixed colors. Per oz., 60c., . . . . . 5  
**Danebrog.** Large, brilliant scarlet, with a cross in centre, . . . . . 5  
**Umbrasmus.** Rich vermilion, with a shining black spot on each petal. . . . . 5  
**Collection of one packet each of the above beautiful single annual Poppies.** . . . . . 20

**DOUBLE ANNUAL POPPIES.**

**Cardinal.** The plants grow about eighteen inches high, bearing large, very double flowers of glowing scarlet, a striking contrast with the deeply cut dark green of the foliage. . . . . 10  
**White Swan.** A splendid new variety, with immense double white flowers beautifully fringed. Oz., 30c., . . . . . 5  
**Carnation Flowered.** Dazzling richness and variety of colors. Per oz., 20c., . . . . . 5  
**Peony Flowered.** Splendid, large and very double flowers in finest mixed colors. Per oz., 20c., . . . . . 5

**PORTULACA. (Moss Flowers.)** Succeeds best in a sunny situation, and produces flowers of almost every color in the greatest profusion. The double is especially beautiful and showy. T. A.—2-3. Height, 6 inches. . . . . 5  
**Single Mixed.** Per oz., 60c., . . . . . 5  
**Double Mixed.** Produces gorgeous masses of color. . . . . 10

**PRIMULA. (Chinese Primrose.)** Very desirable plants for house or conservatory, blooming during the winter and early spring. The flowers are large and beautifully fringed, of all shades of red, pink, white, etc., and are borne in great profusion. Sow the seed in May or June, transplanting to pots. Mixed colors. . . . . 10

**PYRETHRUM.** Dwarf growing plants with golden yellow foliage, extensively used for ribbon bedding, borders, and edgings. They are usually grown as half hardy annuals, although they are perennials. . . . . 10

**Golden Moss.** Foliage very finely cut, and so short as to give the appearance of little tufts of golden moss. (See cut.) . . . . . 15

**Golden Feather.** Beautiful yellow foliage. . . . . 10

**RICINUS. (Castor Oil Plant.)** Luxuriant, rapid-growing annuals with palm-like leaves. Excellent for background or centres of beds of foliage plants. H. H. A. . . . . 5

**Zanzibariensis.** A new class, bearing gigantic leaves 2 to 2½ feet across, and growing to an enormous size. The leaves are of various colors, green, coppery brown, purple, bronze, etc., and the stems from pale green to various shades of red. Exceedingly handsome. All colors. Per oz., 20c., . . . . . 5  
**Mixed Varieties.** A fine mixture of the best sorts; all colors. Per oz., 15c., . . . . . 5

**Salvia.** Among the most desirable and showy bedding plants grown. Brilliant flowers are borne in profusion from early summer till frost. Excellent for cutting. Seed sown early in the house produces better plants than from cuttings. H. H. P.—1-3. Height, 3 feet. . . . . 10

**Splendens. (Scarlet Sage.)** The brilliant scarlet variety so well-known. Per ¼ oz., 50c.; oz., \$1.50 . . . . . 15

**Patens.** Splendid rich blue, very showy. . . . . 15

**SANVITALIA.** Dwarf-growing, free-flowering plants; suitable for borders or rock work. Double golden yellow flowers, like miniature sunflowers, are produced in the greatest abundance. Height, 6 inches. H. A.—2-3. . . . . 5

**SCABIOSA.** The old and well-known Sweet Scabious is not cultivated as much as it deserves. They bear large, perfectly double flowers of many beautiful colors, on long, graceful stems, and are excellent for cutting. H. A.—2-3. Height, 1½ feet. Per oz., 40c., . . . . . 5

**SCARLET SAGE.** (See *Salvia Splendens*.) . . . . . 5

**SENSITIVE PLANT.** Curious and interesting plants with graceful and elegant foliage. The leaves and branches when touched droop in a most interesting manner. Bears small pinkish flowers in close heads. Easily grown. T. A.—2-3. Height, 1 foot. . . . . 5

**Ten Weeks Stocks. (Gilliflower.)** All the varieties are desirable for bedding or pot culture. They bear an immense quantity of fragrant blooms, each plant forming a perfect bouquet, and are splendid for cutting. H. H. A.—1-2. . . . . 5

Pkt.

**Cut and Come Again, or Princess Alice.** Purest double white, of enormous size and extra fine for cutting. Grows about two feet high, throwing out side branches, each of which bears fine, rosette-shaped flowers, which the oftener they are cut the better they seem to like it. Per ¼ oz., 75c., . . . . . 10

**Dwarf German Mixed.** A fine type of large flowering stocks, consisting of many well selected colors. Oz., 75c. . . . . 5

**Sweet William.** A beautiful class of free-flowering plants of extreme richness and diversity of color. Produces a fine effect in beds or mixed flower borders. H. B.—2-3. Height, 1½ feet . . . . . 5

**Single Mixed.** Many bright colors. Per oz., 30c., . . . . . 5

**Double Mixed.** Per oz., 75c., . . . . . 5

**SUNFLOWER.** Luxuriant growing plants for centres of beds or background for other plants. H. A.—2-3. . . . . 5

**“Stella.”** A miniature Sunflower covered with hundreds of small, bright orange, single flowers. Of dwarf pyramidal growth. Fine for bedding and cutting. Oz., 50c., . . . . . 10

**Double Californian.** Double yellow variety, growing 3 to 5 feet high. Per oz., 20c., . . . . . 5

**Mammoth Russian.** The giant among sunflowers, producing immense single heads . . . . . 5

**TORENIA.** One of the prettiest plants for borders, vases, or hanging baskets. They bloom continually during the summer in open ground, and also in winter in the greenhouse. T. A.—2-3. Height, 1 foot. . . . . 10

**Fourneri.** Blue, with bright yellow throat . . . . . 10



*Verbena.*

**VERBENA.** Splendid for beds or massing. Flowers of most brilliant colors, blooming from early summer till late in the fall. Verbenas grown from seed are always thrifty, and do not rust. Sow early in house, or out of doors in April. H. H. P.—1-3. . . . . 10

**New Mammoth.** This strain produces blooms of largest size and most brilliant colors. The trusses are uniform, bearing unusually large flowers in a wide range of colors. Per ¼ oz. 60c.; oz. \$2.00. . . . . 10

**Dwarf White.** Excellent for beds or edgings. ¼ oz. 60c., 10

**Mixed Colors.** A splendid mixture from named sorts, comprising rich, beautiful colors. ¼ oz. 30c.; oz. \$1.00, . . . . . 5

**Vinca.** These make splendid bedding plants for this climate, withstanding heat and drought when other plants suffer. The foliage is very distinct, being of dark rich, glossy green, and the plants bear large pink and white single flowers in greatest abundance. T. A.—2-3. Height, 3 feet. . . . . 5

**Rosea.** Pink with crimson eye, . . . . . 5

**Alba.** White with rose eye, . . . . . 5

**Mixed Colors.** Per ¼ oz. 30c.; oz. \$1.00. . . . . 5

**VIOLETS.** Favorite little plants, producing flowers of most delightful fragrance; popular with every one. Sow seed in March or April in beds, and transplant. . . . . 10

**Blue or White.** Separate colors, . . . . . 10

**Mixed Colors.** Sweet scented, . . . . . 10

**WALLFLOWER.** Well-known, hardy plants, producing fragrant flowers of various colors. Blooms early in the season. H. P.—1 . . . . . 5

**Single Mixed Colors.** . . . . . 5

**Double Mixed Colors.** . . . . . 10

**Zinnias.** For gorgeous summer and fall display the Zinnia is unsurpassed. The flowers are perfectly double, resembling Dahlias, and almost every shade of color. For bedding and massing, they are particularly suitable. H. A.—2-3. . . . . 10

**Grandiflora.** New Giant Zinnias; perfectly double; flowers of finest brilliant colors, . . . . . 10

**Double Mixed Colors.** Per oz. 30c., . . . . . 5

**Mixed Flower Seeds for a Wild Flower Garden.**

This mixture contains over a hundred varieties of easy-growing and pretty flowers, which can be sown on all bare spots of ground and out-of-the-way places. It will be found useful for woodland paths, along roadsides, and in fence corners. Places that now appear unsightly can, with a little care, be made to look very beautiful, and will yield a constant succession of bloom throughout the season. Sow either broadcast or in drills, and keep the weeds down. Per large pkt. 10c.; oz. 25c.; ¼ lb. 65c.; lb. \$2.00.

GENERAL LIST OF CLIMBERS.

- |  |  |
|--|--|
| <p><b>ADLUMIA.</b> (<i>Alleghany Vine.</i>) An attractive climbing plant, with delicate fern-like leaves and flesh-colored blossoms. It is perfectly hardy, and continues to improve year by year, after once established. A shady situation suits it best. Height, 15 feet. H. P. . . . . 5</p> <p><b>AMPELOPSIS VEITCHII.</b> (Also known as Boston Ivy and Japanese Ivy.) A rapid-growing creeper, with lovely green foliage which turns red in the fall. Excellent for covering walls, out-houses, etc. Height, 50 feet. H. P. Oz., 25c. . . . . 5</p> <p><b>BALLOON VINE.</b> (<i>Love in a Puff.</i>) Very pretty and rapid-growing climbers, with inflated seed pods shaped like a balloon. Has small, white flowers, produced in abundance, which makes it very attractive. Height, 10 feet. H. H. A. Oz., 20c. . . . . 5</p> <p><b>BALSAM APPLE.</b> A beautiful climber, with ornamental foliage, affording an excellent shade. Grows quickly. Its fruit changes from a golden yellow to a bright red. Plant end of April. Height, 15 feet. H. H. A. Oz., 30c. . . . . 5</p> <p><b>BALSAM PEAR.</b> A very desirable climber, bearing large, prickly, pear-shaped yellow fruit, the flesh of which, when kept in whiskey or alcohol, makes a most effective pain-killer and healer of cuts, bruises, etc. Height, 10 feet. H. H. A. Oz., 30c. . . . . 5</p> <p><b>BRYONOPSIS.</b> A climbing annual of the gourd species, with ivy-like, pale green foliage and showy, scarlet-striped fruit. Very beautiful. Height, 10 feet. H. H. A. . . . . 5</p> <p><b>CANARY BIRD FLOWER.</b> A very desirable, rapid-growing, climbing plant, producing an abundance of yellow-fringed flowers. Height, 10 feet. . . . . 5</p> <p><b>CENTROSEMA GRANDIFLORA.</b> (<i>Butterfly Pea.</i>) This new, hardy perennial vine is a splendid acquisition. It blooms in June from seed sown in April, bearing profusely its large inverted pea-shaped blossoms, which range in color from rosy violet to purple. Makes a graceful climber, and has a delightful odor. Can be started in the house, or sown in open ground where they are to bloom. . . . . 10</p> | <p>height of 20 to 30 feet, and spreading out correspondingly. In sowing, place the seed edgewise and cover lightly. Start in house and transplant in May. H. P. . . . . 10</p> <p><b>CYPRESS VINE.</b> One of the prettiest climbers in cultivation. To secure the best results, sow the seed thickly, so as to make a thick growth. Sow middle of April. Height, 10 feet. . . . . 5</p> <p><b>White or Scarlet.</b> Separate colors. Oz., 30c. . . . . 5</p> <p><b>Mixed Colors.</b> White and scarlet. Oz., 30c. . . . . 5</p> <p><b>DOLICHOS.</b> (<i>Hyacinth Bean.</i>) Annual climbers of rapid growth, bearing large clusters of purple and white flowers, which are followed by bright purple pods. Oz., 20c. . . . . 5</p> <p><b>GOURDS.</b> Of exceedingly rapid growth and luxuriant foliage, bearing gourds of various shapes and sizes, some of which are quite ornamental, others useful. T. A. Height, 10 feet. . . . . 5</p> <p><b>Dish Cloth.</b> A splendid ornamental climber, and the inner lining of fruit makes admirable dish cloths, also useful in the bath. Per oz., 50c. . . . . 5</p> <p><b>Small Sorts, Mixed.</b> Oz., 25c. . . . . 5</p> <p><b>HUMULUS.</b> (<i>Japanese Hop.</i>) Very ornamental and fast-growing climbers. The foliage is a lovely green, and stands drought, insects, etc., retaining its fresh color till late in the fall. A splendid climber for covering verandas, trellises, etc. T. A. Height, 15 to 20 feet. . . . . 5</p> <p><b>Japonicus.</b> (<i>Japanese Hop.</i>) Dark green. . . . . 5</p> <p><b>Variegated.</b> A new variegated Japanese Hop, with dark green leaves shaded and marbled with silvery white. 10</p> <p><b>HYACINTH or JACK BEANS.</b> (See Dolichos.)</p> <p><b>MAURANDIA.</b> A most beautiful summer climber with graceful foliage and elegant and dainty pendulous flowers resembling Digitalis. Start seed in the house and transplant to open ground in May. T. P.—1-3. Height, 10 feet. . . . . 10</p> <p><b>PASSION FLOWERS.</b> Splendid, hardy climbers, bearing attractive, curiously shaped fringed flowers, deriving its name from the fancied resemblance to a cross. H. H. A. . . . . 5</p> <p><b>Coerulea.</b> Light blue, shaded and fringed. . . . . 5</p> <p><b>MILAX.</b> A charming, tender perennial climber for greenhouse or window garden. Used very extensively for decoration and bouquet green. Foliage light green and very graceful. Sow in box in March. . . . . 5</p> <p><b>THUNBURGIA.</b> A rapid-growing climber, growing 4 to 6 feet high. Splendid for trellises, fences, etc., bearing beautiful flowers in great profusion. H. H. A.—2-3</p> <p><b>Mixed Colors.</b> White, yellow and buff, with black eye. . . . . 5</p> |
|--|--|

**Clematis.** Hardy climbers, bearing clusters of beautiful flowers of various colors. Excellent for arbors, trellises and porches. Soak the seed in warm water 24 hours before sowing. H. P.

**Large Flowering Hybrids.** Flowers over 9 inches in diameter. Fine strain. . . . . 10

**Flammula.** Pure white. Sweet scented. . . . . 5

**COBÆA SCANDENS.** One of the finest of our summer climbers, with fine foliage and large, bell-shaped purple flowers. It grows very rapidly, often attaining a

Morning and Evening Glories.

- Imperial Japanese Morning Glory.** One of the grandest of all climbers. Their chief "glory" lies in the unusual size of the flower, measuring from 4 to 6 inches across, and in limitless variety of shadings, colorings and markings of flowers. They are all shades of red, from the most delicate pink to the most brilliant crimson and maroon; every conceivable shade of blue, from pale lavender to the richest indigo and royal purple, also white, silver gray, yellow, copper color, bronze and almost black. Some are striped, blotched and spotted; others have a distinct marginal band, while others still have very odd and peculiar shapes. The foliage is also quite ornamental, some vines producing leaves mottled and checkered; some have rich vivid green, others silvery white, others yellow. In fact, a magnificent intermingling of shades, which is very effective even before the flowers open. Sow in a warm, sunny situation, in good, rich soil, giving plenty of water in dry weather. Oz., 25c. . . . . 10
- Brazilian Morning Glory.** (*Ipomea Setosa.*) A very vigorous and luxuriant annual. The vines grow 30 to 40 feet high, branching in every direction, and makes a very thick shade. The flowers are from 3 to 4 inches across and of a beautiful rose color. The plant is covered with short, reddish hairs, which, with its immense leaves and large clusters of curious seed pods, render it very ornamental and of tropical aspect. Excellent for porches or arbors, bearing large clusters of flowers till frost. T. P. . . . . 10
- Convolvulus Major.** (*Morning Glory.*) Mixed colors. Oz., 15c. . . . . 5

Evening Glory or Moonflower.

- Beautiful rapid climbers, bearing large, white flowers 4 to 6 inches in diameter which open in the evening and on cloudy days. Start in the house and transplant when the weather is warm. Before planting it is best to file a small hole in one end through the outer hull and soak for 36 hours in warm water.
- Ipomea Hybrida.** This has all the luxuriance of the original Moonflower, and blooms quite as abundantly, but it has the further advantage of blooming much earlier. Vines grow 40 to 50 feet. Oz., 75c. . . . . 10
- Ipomea Grandiflora Alba.** The original Moonflower; bears large, pure white flowers. Oz., 60c. . . . . 10
- Giant Pink Hybrid.** A Hybrid Pink Moonflower of marvelous growth. Seeds germinate very quickly and plants begin to bloom about as soon as a Morning Glory. The blooms are produced by the thousand all summer and fall. The vine makes a most rapid growth and covers more space than any other Moonflower, or other annual vine. It branches freely and its foliage is large, dense and luxuriant. The blossoms open about 4 o'clock in the afternoon and do not close until about noon the next day. Color, soft lilac-pink. Per oz., 60c. . . . . 10



Imperial Japanese Morning Glories.

## SWEET PEAS.

It is unnecessary to dwell on the value of Sweet Peas for garden decoration as well as for use in vases and house adornment. They possess all the qualities which are prized in decorative plants—gracefulness of form, brilliant and varied coloring, and delicious perfume. Plant early in February, weather permitting, in a situation not too sunny, putting the seed 3 to 4 inches deep to insure good roots. Sowings may also be made in October, giving the plants slight protection during the winter.

### Sweet Pea Mixtures.

**WOOD & STUBBS' SPECIAL MIXED.** An unsurpassed mixture, combining every shade and type. It is made up of named sorts only, all choice, large-flowering sorts, the colors being distributed as evenly as possible throughout. For diversity of color, size of flowers, and beautiful forms, this mixture is unexcelled. Pkt. 5c.; oz. 10c.; ¼ lb. 20c.; lb. 60c., postpaid.

**PERENNIAL, OR EVERLASTING SWEET PEAS.** When once sown, these come up year after year. Colors, red and white. Pkt 10c.; oz. 40c.

**MIXED SWEET PEAS.** A good mixture of older varieties, containing all colors, but lacks the richness and size of bloom characteristics of our Wood's Special Mixed. Oz. 5c.; ¼ lb. 15c.; lb. 40c.; 3 lbs. for \$1.00, postpaid.

### The Cream of Named Sweet Peas.

We do not offer a long and confusing list of Sweet Peas, but the very best of each color. Our list comprises a complete range of colors, from pure white to dark maroon, every sort being of distinct merit.

#### PRICE OF ALL VARIETIES:

Pkt. 5c.; 15 pkts., your selection, 50c.  
In Bulk, per oz. 10c.; ¼ lb. 20c.; lb. 60c.

#### Colors—

**White.**—*Blanche Burpee.* Pure white, of largest expanded form and great substance. Free-flowering, in clusters of three to four on long stems.

**Emily Henderson.** Fine white; not quite so large as the above, but a little earlier. Robust growth.

**Speckled.**—*Gray Friar.* Very distinct in color and markings, general effect is gray with a fine speckled variegation which are very odd and effective. A good grower and abundant bloomer.

**Light Yellow.**—*Golden Gleam.* Deep primrose yellow, as large as *Blanche Burpee*, elegant form and substance, very free-flowering.

**Mrs. Eckford.** A large, perfectly-formed flower of beautifully shaded primrose yellow.

**Rose Pink.**—*Katherine Tracy.* Splendid large, open flower, good substance and color, a vigorous grower and free bloomer.

**Venus.** Rich delicate blendings of rose, salmon and buff; flowers medium sized and finely formed. A very vigorous grower, blooming abundantly.

**White, with Red and Rose Standards.**—*Blanche Ferry.* Deep pink standards, bluish white wings. Very profuse bloomer.

**Extra Early Blanche Ferry.** A selection of the above, being the earliest variety grown. Dwarf, compact habit, free-flowering.

**Deep Pink.**—*Prima Donna.* A large, perfect flower, of elegantly hooded form, and finely proportioned stems of three to four flowers.

**Pink, White Striped.**—*Mrs. Joseph Chamberlain.* Flowers enormous, three to four on a stem. White ground, heavily striped and flaked with bright rose. Excellent sort and very profuse bloomer.



**Crimson, on White.**—*Pikado.* Distinctly striped; crimson on white ground.

**Tricolor.**—*Columbia.* A three-color variegated variety, standards crimson rose striped on white ground, wings pale blue striped on white ground. Should be in every collection.

**White and Lilac.**—*Lottie Eckford.* White ground, lightly suffused with lilac; the edges of both standard and wings are a clear, heliotrope blue.

**Lavender or Mauve.**—*Celestial.* Delicate lavender blue, wings silvery lavender. Finely-formed, shell-formed flowers. The best of this color.

**Countess of Radnor.** Bluish mauve shading to reddish tinge; vigorous in growth.

**Heliotrope.**—*Emily Eckford.* Superb large flowers, standards rosy heliotrope, wings blue. The flowers assume darker shade with age.

**Blue.**—*Captain of the Blues.* Standard purplish blue, wings light blue. Large, expanded flowers, and the nearest approach to a true blue.

**Rosy Carmine.**—*Her Majesty.* Large, bold flowers of a most beautiful bright rosy carmine color.

**Orange Rose.**—*Lady Penzance.* A beauty. Standard deep bright orange-tinted rose; wings deeper rosy carmine; a large flower.

**Scarlet.**—*Brilliant.* One of the best and largest scarlet flowers, of good substance and free-flowering.

**Firefly.** The richest and best of all scarlets. Bold, expanded flowers.

**Striped Purple, Brown and White.**—*Senator.* Splendid, finely-formed, large flowers. White ground, heavily striped with chocolate, purple and bright brown. Very striking.

**Purple.**—*Monarch.* Standards maroon purple tinged with indigo; wings velvety purple.


**Maroon.**—*Stanley.* Rich, dark maroon, of fine form and extra large flowers. The finest and most intense dark variety.

## PLANET JR. GRASS EDGER.

**Extreme Neatness** is the great secret of attractiveness in grounds surrounding a house. The Grass Edger assists wonderfully in producing this effect. It will edge either straight or curved work, *paths, drives, open borders or flower beds*, at the speed of a *mile an hour*. It should be the constant companion of the lawn mower.

**Strawberry Growers** will find the Grass Edger, with the hoe removed, a rapid and perfect tool for cutting off surplus runners.

PRICE, \$6.00.



# Summer Flowering Bulbs.

Every lover of flowers should grow some of the bulbs offered below for flowering during the summer. They are of such easy culture, requiring little care after planting, that the most inexperienced may be successful in growing them.



## Caladium Es- culentum.

(Elephant's Ears.)

Caladiums are among the most striking of the ornamental foliage plants either for pot or lawn planting. Of easy culture, and can be grown in any good garden soil. A full-grown plant will stand about five feet high. During the winter the roots should be packed away in dry sand.

**Mammoth Bulbs, 20c. each; \$2.00 per dozen. Extra Large Bulbs, 15c. each; \$1.50 per dozen. First Size Bulbs,**

*Caladium Esculentum.*

**10c. each; \$1.00 per dozen. If to be sent by mail, add 8c. extra for postage.**

**Cannas.** Dwarf French Cannas are excellent for bedding. They grow about three feet high, and produce pyramids of bright flowers, which are very attractive during the summer and fall months.

All varieties, 10c. each; \$1.00 per dozen.

**ITALIA.** An orchid flowered Canna of recent introduction, producing flowers six to eight inches across, and in color effects surpasses the orchid, being of a rich flaming scarlet with a very broad golden yellow border.

**AUSTRIA.** New giant golden lily-flowered Canna of brilliant rich yellow, spotted towards the centre with carmine. Exceedingly handsome.

**BURBANK.** Most beautiful rich canary yellow, the lower petals showing fine crimson spots. Gigantic-sized flowers, and extremely free-blooming.

**ALEMANNIA.** Gigantic flowers, of scarlet-orange color with very broad gold-yellow border. This is one of the finest of all. Plants five to six feet high.

**J. D. CABOS.** Bronze foliage; flowers deep orange.

**CHAS. HENDERSON.** Bright crimson; of compact growth.

**MADAM CROZY.** Scarlet bordered with yellow.

**FLORENCE VAUGHAN.** Yellow spotted with red.

**Mlle. BERAT.** Soft shade of rosy carmine.

**QUEEN CHARLOTTE.** Bright scarlet; wide gold border.

**Dahlias.** We list the finest show and fancy varieties, comprising a complete range of color, from the lightest to the darkest shades.

**SET OF FINE DOUBLE DAHLIAS.** Strong Roots, 15c. each; 3 for 40c.; \$1.20 per dozen. By mail, 20c. each; \$1.60 per dozen.

**A. D. LIVONI.** Beautiful clear, soft pink.

**APPLE BLOSSOMS.** (New.) Carmine-pink, changing to lighter shade.

**CAMELIA ALBA.** Pure white, large fine flower.

**KAISER WILLIAM.** Very large; color, buff edged with scarlet.

**KING OF YELLOWS.** Very large, rich yellow.

**MISS MAY LOMAS.** Large white waxy petals, tipped with rose-lavender.

**MARGUERITE.** Rosy lilac; fine, constant bloomer.

**ELEGANTA.** A superb quilled pompon Dahlia; soft, fine pink, tipped with deep pink; constant bloomer.

**MISS THATCHER.** Large, rich, pale yellow; very free-blooming.

**RED HEAD.** Deep red; very large; dwarf growing.

**SNOW CLAD.** The finest white pompon, of strong, vigorous growth and branching habit.

**STAR OF THE MORNING.** Fine bright red.

**BEST CACTUS DAHLIAS.** Price, 15c. each; 3 for 40c.; \$1.20 per dozen. By mail, 20c. each; \$1.60 per dozen.

**BEAUTY OF BRENTWOOD.** Purple magenta; extra fine.

**EMRESS OF INDIA.** Deep crimson-maroon.

**PLAIN OF KENT.** Cherry-red, tipped white.

**NYMPHÆ.** Water-Lily Dahlia. A clear, bright, shrimp pink, shading darker toward the outer petals; flowers large and fine for cutting.

**MISS JENNINGS.** A beautiful combination of shades, yellow, salmon and pink.

**RED AND BLACK.** Deep wine color, heavily margined with maroon.

**WM. AGNEW.** The grandest of all red cactus varieties; fine for cutting or show.

**Mixed Dahlias.** To those who may not care for named varieties we offer a large assortment of unnamed sorts, comprising every conceivable color and shade. These are in every way first-class bulbs, and will produce splendid flowers, only the colors are not kept separate. 10c. each; 75c. per dozen; if by mail, add 4c. each for postage.

**Gladiolus.** One of the most attractive of all summer-flowering bulbs. Excellent for mixed beds, but more gorgeous effects may be had by massing in large clumps. For a succession of bloom throughout the summer, plant at intervals from April to June.

If by mail, add 10c. per dozen for postage.

	Each.	Per doz.	Per 100.
SCARLET AND CRIMSON, . . . . .	.04	.25	\$1.50
WHITE AND LIGHT, . . . . .	.04	.30	2.25
PINK SHADES, . . . . .	.04	.25	1.75
STRIPED AND VARIEGATED, . . . . .	.05	.30	2.50
YELLOW, . . . . .	.04	.35	2.75
SUPERFINE MIXED, . . . . .	.04	.25	1.75
ALL COLORS MIXED, 3 for 10c., . . . . .	.20		1.25

**Madeira Vine Roots.** On account of its very thick shade it affords, this is one of the most popular climbers. Will run twenty feet or more.

5c. each; 25c. per dozen; \$1.75 per 100. If by mail, add 10c. per dozen for postage.

**Tuberose Bulbs.** Prime favorites and invaluable for bouquets. Tuberose preferred for decorative use with other plants. Flowers single in good sized spikes; very sweet scented. 5c. each; 3 for 10c.; 30c. per dozen.

If by mail, add 10c. per dozen for postage.

**ALBINO.** A new branching single variety, blooming twenty days earlier than any other sort. Each bulb throws up from two to five flower stalks, which are sometimes branched, bearing large flowers of purest waxy white. The petals recurve gracefully, which makes the flowers resemble some species of Jessamine. The odor is not so heavy as the ordinary Tuberose. 5c. each; 40c. per dozen.

**VARIEGATED LEAVED.** A variety having green leaves edged with white which is very attractive for decorative use with other plants. Flowers single in good sized spikes; very sweet scented. 5c. each; 3 for 10c.; 30c. per dozen.

**EXCELSIOR PEARL.** A short, robust variety, producing immense spikes of perfectly double flowers. As we handle immense quantities of these, are able to make prices low. Large Bulbs. 5c. each; 30c. per dozen; \$2.00 per 100. Small Size Bulbs. 2 for 5c.; 20c. per dozen; \$1.00 per 100.



**Our Bulb Catalogue,** with full descriptions of HYACINTHS, TULIPS, CROCUS NARCISSUS LILIES, and all bulbs and seeds for winter and early spring flowering, will be issued about August 15th. All lovers of flowers should have it. Write for one now, and we will mail it when issued.



# Wood & Stubbs' <sup>New Crop</sup> <sup>Reliable</sup> Grass and Clover Seeds.

The importance of sowing only the very best re-cleaned Grass and Clover Seeds can not be too strongly emphasized. The cost of preparation and value of the land is about as great for a poor crop as a good one and it pays far better to sow only the best grade Seeds and get a full yield rather than lower grades because a little cheaper, thereby getting a bad stand, noxious weeds and resulting poor crop.

**LOUISVILLE IS HEADQUARTERS FOR GRASS SEEDS**, being situated about the center of the grass seed section, and is one of the principal markets of the country. Naturally we are able to offer Grass and Clover Seeds to better advantage than a great many other cities and, quality considered, our prices will be found very low. Orders entrusted to us will be filled at lowest prices on date of shipment, or if desired, write us for special prices when you are ready to buy Grass and Clover Seeds, as the markets are constantly changing.



In buying Seeds it is always cheapest and true economy to buy the best. In Vegetable and Flower Seeds, we have only one grade, which is the very **Highest Grade**. Owing to the very large demand for lower grades, in Grass and Clover Seeds, we are compelled to offer other qualities, known commercially as Choice and Prime. Our highest grade Field Seeds are sent out under our trade mark, "**WOOD & STUBBS' BEST SEEDS**," (see cut). This brand will not be used upon the ordinary grades of seeds, known as Choice and Prime, which we sell in large quantities, and customers purchasing "**WOOD & STUBBS' BEST SEEDS**" can rely upon getting the very best grades obtainable.

**GRASSES FOR VARIOUS SOILS, MIXTURES, ETC.** Nearly all lands in this section, and indeed the greater part of the lands throughout the South, are capable of producing good crops of excellent hay and fine pasturage. It is important however that a proper selection of kinds be made, suitable to the various soils. We also recommend that a mixture of two or three kinds be sown together, in preference to depending on one sort alone, for it has been found that where such a combination has been used, the yield of hay has been very largely increased, besides affording much better pasturage. For medium, loamy or high lands, a mixture of Orchard Grass, Tall Meadow Oat Grass, Red Top and Kentucky Blue Grass will be found very satisfactory. For heavier soils and bottom lands, and in mountainous districts, grasses like Timothy, Meadow Fescue and Kentucky Blue Grass will give excellent results. Clovers will succeed and do well on almost any class of soils, but Crimson Clover succeeding and doing better on light or sandy soils, while Red Clover gives better results on heavy lands or mountainous districts. Land that is poor, or deficient in vegetable matter, can easily be brought up to a condition to seed in grass, by the use of soil-improving crops, such as Cow Peas, Crimson Clover or Red Clover plowed in, or a good fertilizer, such as Acme Brand Wheat and Corn Fertilizer, may be applied when the seed is sown.

**SOWING THE SEED.** It is most important that the land be clean, finely pulverized, and of good tilth when seed is sown. Immediately before sowing grass seed run a harrow over the ground, and after sowing cover with a very light harrow, or a brush-drawn harrow is probably best. Rolling the ground after seeding is also of decided benefit, provided the soil is not wet. The best time for seeding grass in the South in the spring is from the latter part of February to the middle of April. In the fall the seeding should be made during the months of September or October. The best results are obtained by sowing grass seed alone, without grain, although it gives very good results when sown with a light seeding of grain, especially in the spring. The quantities of seed to be sown to the acre are given under descriptions of different varieties of grass. In sowing, it is best to mark off the land in such width as can be conveniently sown, dividing the seed for such portion, sowing one-half in going one way over that portion of the land, then returning the same way sowing the other half, so that it is spread uniformly all over the field. It is important that the grass seeds be covered carefully, to a depth of not more than half an inch. Clover and some of the larger seeds will germinate and grow at the depth of an inch.

**CARE OF PASTURES AND MEADOWS.** Land used for pasture yields more nourishment than where the grass is mowed off. Young shoots are more nourishing and digestible than the dry grass. Care should be used, both in pastures and meadows, never to graze or cut grass too close, and especially should this be the case in dry spells in the summer, as there is great injury from this cause. Cattle, and sheep especially, should not be put on the grass too early in the spring, before the grass has commenced to grow. It is preferable to mow grass the first season, instead of pasturing. With careful management and judicious manuring, meadows and pastures will last for years and yield double the quantity of feed. Grass for hay should always be cut before the seed ripens, otherwise it not only makes an inferior quality of hay, but also takes much more strength from the ground. The droppings from animals grazing on the grass will help considerably to keep up the productiveness, but it will be found beneficial to supplement this with an occasional top-dressing, at least every two years, of Acme Brand Wheat and Corn Fertilizer, at the rate of about 300 pounds per acre. A top-dressing of Land Plaster, at the rate of 150 pounds per acre, applied early in the spring, is also of decided benefit.



Tall Oat Grass.

# GENERAL LIST GRASS SEEDS.

**MARKET CHANGES.** Grass and Clover Seeds are constantly changing, and the prices given here are those ruling at the time this Catalogue was published (January 1st.) All orders will be filled at lowest price when they are received, or we will take pleasure in quoting special prices at any time.

**ORCHARD GRASS.** (*Dactylis Glomerata*.) One of the best and most reliable grasses for the Middle and Southern States, either for hay or pasturage. It succeeds well on nearly all soils, but does best on upland, loamy or moderately stiff soils. It starts early in the spring and continues well into the winter. It is of quick growth and relished by stock, especially when young, and bears close grazing. It makes excellent hay, and does well mixed and grown with Tall Oat Grass and Red Clover, as suggested under the head of Tall Oat Grass. It should be cut when in blossom, as the hay is injured if the seed is allowed to ripen. It can be sown in the fall or spring, either with grain or alone. Sow two bushels per acre if sown alone, or with Red Clover, one and one-half bushels of Orchard and seven pounds of Clover are the quantities usually sown. Price fluctuates. Present price, January 1st, **Wood & Stubbs' Best Grade**, per lb., 15c.; bushel (14 lbs.), \$1.50; Prime to Choice Grades, from \$1.25 to \$1.40 per bushel. Samples and prices at any time on application.

**TALL OAT GRASS.** (*Avena Elatior*.) Also called **Evergreen Grass in some sections.** The seedlings of this grass are increasing very largely. It is proving itself to be one of the most valuable hay and pasturage grasses in cultivation, and is especially desirable and adapted for the South. It withstands the heat and drought of midsummer and cold of winter, starts very early in the spring, and continues to give good grazing until late in the fall. For hay, it can be cut twice in a season, and will yield nearly double as much as Timothy. Its nutritive qualities are first-class, containing, by analysis, more flesh and muscle-forming materials than Timothy, but is not quite so fattening as that grass. It ripens at the same time as Orchard Grass, and gives good results sown with it and Red Clover. For hay, it should be cut while in bloom.

Tall Oat Grass is best adapted for good, loamy uplands, but gives excellent results on nearly all soils, and better results than any other grass on light, medium or sandy soils. Farmers who have been sowing this grass for years are especially well pleased with the returns from it, and are sowing constantly increasing acreages each year. When sown by itself, sow at the rate of two to three bushels per acre, either in the fall or spring. Sown with Orchard Grass and Red Clover, the quantities usually sown are one bushel (eleven pounds) Tall Oat, one bushel (fourteen pounds) Orchard Grass, and six pounds Red Clover. The addition of four pounds Fancy Clean Red Top or Herds Grass Seed to the acre to this mixture increases the aftermath and the yield of grazing. This combination is excellent, and one that has given very satisfactory results. **Wood & Stubbs' Best Grade**, per lb. 15c.; bushel (11 lbs.), \$1.25. Price fluctuates.

**TIMOTHY.** (*Phleum Pratense*.) This makes one of the most popular and salable of hay grasses. It is best adapted for sowing on clay or heavy loams, low lands or in mountainous districts, although it will do well on any good, stiff, loamy soils, provided moisture is abundant. It does not succeed nearly as well, however, as Orchard, Tall Meadow Oat or Herd's Grass on soils of a sandy or light loamy texture, and is not of as much value for pasturage as other grasses. The stand of Timothy will also be injured if grazed or cut too closely. The yield of hay on good ground is from one-and-a-half to three tons per acre. The best clover to sow with Timothy is either the Sapling or Alsike, as they mature and ripen with Timothy. The practice of sowing the common Red Clover with Timothy is not advisable, as they do not ripen together, the clover being ready two or three weeks before the Timothy; thus either one or the other must be cut at a stage which will not give best results. Red Top or Herd's Grass and Meadow Fescue are excellent grasses to sow with Timothy on low grounds if hay and pasturage are both desired. They will increase the yield of hay to a certain extent, but will very largely increase the yield and value of the pasturage. Timothy by itself requires to be sown at the rate of about a peck (eleven pounds) to the acre, or with clover, eight pounds of Timothy and six pounds of Clover,



Timothy

will give good seeding. A mixture of Timothy, Red Top, Meadow Fescue and Clover should be sown in the following proportions; six pounds Timothy, four pounds Clover, four pounds Fancy Red Top, one-half bushel Meadow Fescue. These will furnish an excellent mixture, both for hay and pasturage, on stiff, loamy, clay or low-ground soils. Present price **Wood & Stubbs' Best Grade**, bushel, (45 lbs.), \$1.30; Prime Seed, bushel, \$1.25. Special quotations at any time on request.



Meadow Fescue.

**MEADOW FESCUE, RANDALL, or ENGLISH BLUE GRASS.** (*Festuca Pratensis*.) This should be very much more largely used than at present. It makes very good hay and pasture grass, and is particularly valuable for fall and winter pasturage, as it remains green throughout the winter. It succeeds well in nearly all sections of the South, and should be very largely used in pasturage and hay mixtures, being especially suitable for sowing with Red Top and Timothy for hay, or with these, and Orchard and Tall Meadow Oat for permanent pasturage. It does best on stiff or low-ground soils. Sow either in the spring or fall at the rate of one-and-a-half bushels per acre, if alone. Choice seed per lb., 15c.; bushel, (24 lbs.), about \$2.00.

## GRASS SEEDS—Continued.

**KENTUCKY BLUE GRASS.** (*Poa Pratensis*.) An excellent lawn and pasturage grass succeeding best on limestone land, but does well on stiff or clay and medium soils. It is rather sensitive to heat, but not so to cold weather, and on this account does its best in the fall, winter and spring. It grows slowly at first, forms a very compact turf, making a fine pasturage when once established. It is best, however, to combine other grasses with it for either lawn or pasturage. Sow in the fall or spring at the rate of two to three bushels per acre. Wood & Stubbs' Best Grade Fancy Cleaned Seed, lb. 15c.; bushel (14 lbs.) \$1.30. Extra Clean or Chaff Seed, bushel, 60c. Price changes, special quotations at any time.

**ITALIAN RYE GRASS.** (*Lolium Italicum*.) This is an annual grass, making several cuttings of most nutritious hay the first season from seed sown in the fall. It can be sown in August, September, or October at the rate of 25 to 30 lbs. per acre. Excellent for stiff lands or rich bottoms, and is not injured by overflows. It should be mown as early as the blossoms appear, or the hay will not be so good, and cuttings can be made each month from spring till early fall. We strongly advise a trial of this valuable grass. Per lb. 10c.; bush. (14 lbs.), about \$1.00.

**RED TOP, or HERD'S GRASS.** (*Agrostis Vulgaris*.) This grass makes excellent pasturage and good yields of fine quality hay, and succeeds on a greater variety of soils than any other grass in general use, giving very good results on light soils and the very best on heavier, moist, or low-ground soils. It is rather late in starting in the spring, and matures its crop at the same time as Timothy. Is excellently adapted for seeding with Timothy for hay, and furnishes excellent pasturage afterwards. When it gets well established it spreads, and will gradually supplant other grasses. The grades of this seed usually sold are the grade in the chaff, known as "Prime," and the "Fancy Clean" seed, which is the seed cleaned from chaff and all impurities. We would strongly advise our customers to sow the Fancy Clean seed in preference to the Prime, or the seed in chaff, as it will give much better and more satisfactory results. Our stock of the Fancy Red Top is of extra fine quality, and carefully cleaned from impurities. Sow eight to ten pounds to seed an acre of the Fancy Clean Seed if sown alone, or 2 to 3 bushels Prime. If with Timothy, sow five pounds of Herds and eight pounds of Timothy per acre. WOOD & STUBBS' BEST GRADE per lb. 13c.; 100 lbs. about \$12.00. Choice Fancy per 100 lbs., \$10.00. Prime Seed, bushel, (14 lbs.) 35c. Special prices at any time on request.

**BERMUDA GRASS.** This is a most valuable perennial pasturage grass all through the South, and also produces good yields of hay on rich soils in the far South. It is very well adapted to light soils, and, in some sections of the South, is the only pasture grass that will make a sod on this class of soil, and is of great value on clay and loamy soils. It is rather late in starting in the spring, but stands hot, dry weather remarkably well, making a most valuable summer pasturage grass. Owing to the difficulty of getting rid of it for other crops we do not advocate the use of it in Kentucky unless for special situations, such as embankments or where other grasses will not grow, but is of greatest value in the far South. The seed should be sown in March or April at the rate of three to five pounds per acre. Prepare the ground well, making a good, firm seed-bed, as the seed is small, and cover very lightly with roller or brush harrow (roller is best) to a depth of not more than half an inch. Price of seed, 75c. per lb. Special prices on large lots.

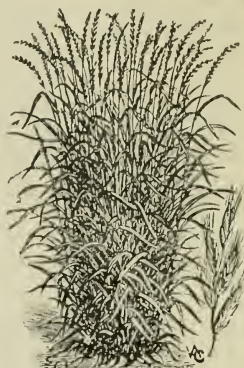
**PERENNIAL RYE GRASS.** (*Lolium Perene*.) A quick-growing, very early-maturing grass, best adapted to strong, rich, moist clay soils, on which soils it will last several years. It furnishes good grazing and hay, and does very well in mixture with grasses like Orchard and Tall Oat. When sown by itself, sow thirty pounds per acre in spring or fall. Per lb. 12c.; per bushel (14 lbs.), about \$1.00; 5 bushel and over, at 95c. per bushel.

**SHEEP FESCUE.** (*Festuca Ovina*.) A densely tufted perennial grass, for dry, sandy and rocky soil, where scarcely any other species will grow. It roots deeply, and forms a dense, short tuft, suitable for lawns and pleasure grounds, where the soil is sandy. It affords wholesome food for all cattle, especially sheep. Specially recommended for pasturage mixtures. Sow about twenty-five lbs. per acre. Per lb., 20c.; bushel (14 lbs.), \$2.00.

**CREeping BENT GRASS.** (*Agrostis Stolonifera*.) This is an excellent grass for hay and pasturage mixtures. It is the same as Fiorin or Faureen of Ireland, where it yields four to six tons of hay per acre. It will do fairly well on hill tops or sides, but like its relative, *Agrostis Vulgaris* (Red Top), is better adapted to moist situations. It has longer leaves than Red

Top, starts earlier, and holds out late. Sow about two bushels per acre. Per lb. 25c.

**JOHNSON GRASS.** (*Sorghum Halapense*.) This is a most valuable crop for the South; it is not properly a grass, but is really a perennial sorghum. It grows rather coarse, but makes a large yield of forage, which, when young and tender, is relished by stock, and makes a large yielding crop of either permanent pasture or hay; but we would not advise to sow this variety if the ground will be required for other crops, as it will be difficult to eradicate it from the soil when it once gets a hold. It should also be cut just as the seed head is making its appearance, before it flowers. If the seed is allowed to form, it not only does not make as good a quality of feed, but the seed being scattered by the droppings of animals, it is likely to appear in cultivated fields and places where it is not wanted. If this is done there is no difficulty in confining it to the fields where it is sown, cut in the way above indicated. Its nutritive qualities are said to be superior to Timothy hay, and when carefully handled it is one of the most valuable and satisfactory forage crops that the Southern farmer can grow. Sow at the rate of one bushel per acre, either in the fall or spring. Price, lb. 15c.; bushel (24 lbs.), \$2.00.



Italian Rye Grass



Perennial Rye Grass


# CLOVER SEEDS.



Wood & Stubbs' Best Grade Clover Seeds are from select, re-cleaned stocks, free from injurious weeds, and far superior and really cheaper in comparison than the common grades so universally offered.

Prices given below are those existing at the time this catalogue is issued. We take pleasure in quoting current prices at any time, or will fill any orders entrusted us at lowest prices the day order is received.

**RED CLOVER.** (*Trifolium Pratense*.) This is one of the most valuable farm crops, and is largely used for pasturage and hay as an improver of the soil. Red Clover on good soil will yield two or three cuttings per year. The first crop makes rich feed, and is the most valuable for hay. The second crop does not make so good a quality of feed. Clover intelligently used, is the farmers' best friend, not only furnishing most nutritious food, but restoring fertility to worn out lands. Clover should be cut for hay when in full bloom, and can be sown either in the fall or spring, September and March being the best months for seeding. When sown by itself, sow ten to twelve pounds per acre. Sown with Orchard Grass, six or seven pounds of Clover with one-and-a-half bushels of Orchard Grass per acre will give a liberal seeding. Wood & Stubbs' Best Grade, per lb., 10c.; bush. (60 lbs.), about \$5.25. Choice Seed, bush., about \$5.00. Prime Seed, about \$4.75 bush. Price fluctuates, will quote at any time on request.



Red Clover.

**MAMMOTH, OR SAPLING CLOVER.** (*Trifolium Pratense*.) This variety is a selection of the Red Clover, and is similar to it both in the appearance of the seed and its habits of growth, the difference being that it usually grows larger, and is later in maturing. It is considered superior as an improver on account of the extra growth. It is a good variety for thin

soils, or to seed with Timothy, as it matures about the same time. Sow ten to twelve pounds per acre by itself, or with Timothy six pounds of Clover and eight pounds of Timothy will give a liberal seeding. Price fluctuates. Wood & Stubbs' Best Grade, per lb., 10c.; bush. (60 lbs.), about \$5.50.



Lucerne, or Alfalfa.

**LUCERNE, OR ALFALFA,** is one of the most valuable continuous cutting forage plants for the South, and should be sown by every farmer. Owing to its deep rooting propensity, it withstands dry weather better than almost any other crop and thus not only furnishes forage all through the year, but during droughts, when the supply from other crops is cut short. Alfalfa, when fully established, will yield five or six cuttings a year, and from six to ten tons of dry hay per acre, and a yield of as high as sixteen tons has been reported. Alfalfa in the South does best to follow some cultivated crop like cotton or corn that has been kept free from weeds. When well established, it will last for several years without reseeding. Sow at the rate of 20 lbs. per acre. It is best sown in drills and cultivated the first season, although it can be sown broadcast successfully on good, clean soil. Can be sown in the months of March, April, September, or early in October. Price of Choice Alfalfa Seed, 15c. per lb.; \$7.25 per bushel.

**ALSIKE CLOVER.** (*Trifolium Hybridum*.) This makes a good pasturage on stiff, moist soils, but its chief value is for hay. It will stand any amount of cold, but does not like too much heat, hence it is more suited to the alluvial valleys of our mountains than to the coast region of the

Southern and Southwestern States. As Alsike Clovers flowers later than Red Clover, it is more suitable to sow with Timothy. Per lb. 15c.; bushel, about \$7.00.

**WHITE CLOVER.** (*Trifolium Repense*.) This variety is indigenous to America, and does well in almost any kind of soil, but prefers moist situations. It will thrive better on land containing iron than any other kind of clover. It is largely used in lawn and pasturage mixtures. Sow either in the spring or fall at the rate of five or six pounds per acre. Price, 25c. per lb.; 5-lb. lots and over, 20c. per lb. Bushel price on application.



Alsike Clover.

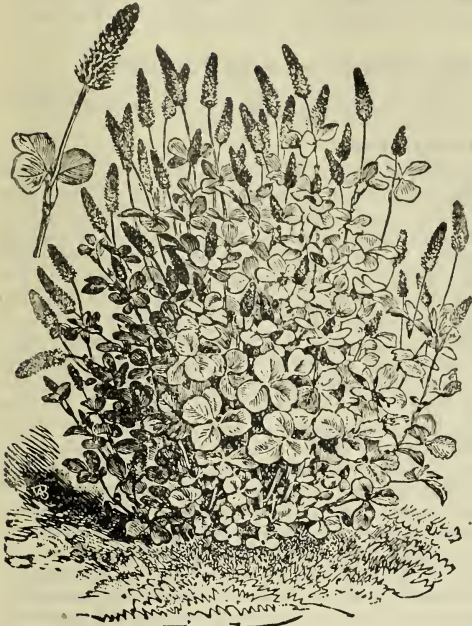
DAVIESS CO., IND., November, 1898. Your Blue Grass Seed arrived and am well pleased with it. I showed it to some of my patrons and they were surprised to see that seed could be made so clean. Your Red Top is the nicest cleaned seed I ever saw. D. LAW WEIMER.

HART Co., Ky., April 5, 1899. I am well pleased with the seed you sent me. L. VELUZAT.

BRECKINRIDGE Co., July 1, 1899. Your seeds have given great satisfaction at this place. LOU ARMS.

**CRIMSON OR SCARLET CLOVER.**

(Also known as Annual or German Clover.)

**The King of Soil Improvers. Also Furnishes Excellent Grazing, Splendid Early Green Feed, or a Good Hay Crop.***Crimson or Scarlet Clover.*

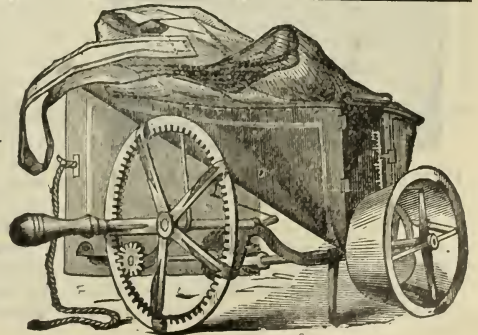
**CRIMSON or SCARLET CLOVER.** Recommended for fall seeding only in this section, although spring seedings do fairly well in some sections of the country. The use of this crop is rapidly extending all throughout the South. In addition to its value for feeding purposes, the fact that it prevents winter-leaching of the soil, improving the condition and productiveness of lands, wherever sown, is causing it to grow in public favor everywhere. Even where the crop is cut off for green feed or hay the soil is greatly improved by the action of the roots and by the increased quantity of nitrogen added to the soil, enabling the farmer to grow better crops with less fertilizer, and at the same time permanently improve the land wherever the Clover is grown. It is undoubtedly the cheapest and at the same time one of the best soil improvers that can be used, also making fine winter and spring grazing, splendid early green feed, or a good hay crop. Sow at the rate of fifteen pounds per acre in August, September, or October. We strongly recommend, particularly in this crop, that farmers always sow our Select Re-cleaned Seed, which is the highest grade **new crop** seed. One-year-old seed, while it will germinate well, and is nice looking seed, does not seem to throw out as strong a sprout as the new crop seed, and will not stand unfavorable weather nearly as well. A firm seed bed is also a particularly important factor in getting satisfactory stands of this crop, and it is better to sow it on land that has been ploughed at least two or three weeks previous to seeding. When this is done, all that is necessary is to run a very light harrow over the soil to loosen

the surface before seeding; then sow the seed, and run a roller or light brush harrow over it to lightly cover the seed (roller is best). With good preparation and careful seeding, and our first-class new seed is sown, there will be practically no difficulty in securing good stands of Crimson Clover, unless the weather comes very severely hot or dry after seeding. Price of Wood & Stubbs' Best New Crop Seed January 1st, \$4.75 per bushel. Price fluctuates; fall prices will no doubt be lower than this. Will quote existing prices at any time upon request.

**JAPAN CLOVER.** (*Lespedeza Striata*.) Prof. F. A. Gulley, of Mississippi, says of this plant: "For the South, Japan Clover is, without exception, the most valuable plant that grows. After once started, it grows spontaneously, except on lime land. It keeps hills from washing, even coming in to fill the washes." Experience with this forage plant in this latitude confirms its value for the poorer soils of this and other Southern States. In places where it was sown several years ago it is found spreading all over the neighborhood, along the roadsides, ditch-banks, and over neglected fields; at the same time it is easily subdued by cultivation, and does not in any way prove a pest to cultivated crops. It is chiefly recommended for grazing purposes, although in the far South it yields good crops of hay. It will succeed if sown broadcast on old pastures, broom-sedge land, etc., without any preparation, and will soon spread and grow thickly all over the fields where put in, even taking the place and driving out broom-sedge and wild grasses. It is best not to graze it the first season too early, so as to give the seed time to mature and fall, which it is constantly doing all summer from the axil of the leaves. After the first season it can be grazed at any time. We do not recommend this clover for land that can be successfully grown in other grasses or clovers, but on waste land or poor, worn-out soils it will furnish excellent, nutritious pasturage. Sow at the rate of ten pounds per acre, in March or April. It does not make much showing the first year the seed is sown. Per lb., 25c.; bushel, of 25 lbs., \$4.50.

**CAHOON BROADCAST SEED SOWER.****For Sowing Seed Grain, Clover Seed, Etc.**

The best Seeder manufactured, and sows all kinds of Grain, Clover Seeds, etc., rapidly and evenly. A person entirely unused to seeding can, by following the simple directions sent with the machine, sow from four to six acres an hour at a common walking gait. It sows more uniformly, and saves four-fifths in labor by its use. Every farmer should have one of these sowers. Circulars giving full information and directions for use, mailed on application. Price, \$3.00.




## (54) SEED CORN==White Field Varieties.

Our stocks of seed corn are mostly Kentucky grown, the varieties having been well tested throughout the various sections of the South, and can be relied on to produce finest results. The increased yield resulting from careful selection and improvement in seed corns has been clearly demonstrated, and is well recognized by practical farmers. A change in climatic sections is also exceedingly beneficial, and we know of no latitude better adapted for growing fine seed corn than from this section. A good many of the varieties we offer have taken first premiums at some of the best fairs in the State, and all sorts can be depended on to give splendid yields.

**All Varieties have been Carefully Selected and Prepared for Seed Purposes.**

NOTE—As most farmers prefer seeing an ear of corn rather than reading a description, we are prepared to mail one sample ear of any variety, catalogued for inspection on receipt of 15c. in stamps. If other seeds to go by Freight or Express are ordered and you wish a sample ear of any of the sorts please mention it and we will include same for 5c.

**Bags and Delivering in Depots Free.**



*Photograph of ear of Cary's Klondike  
Corn reduced one-third in size.*

**CARY'S KLONDIKE CORN.** We offered this fine corn last year but owing to bad fall weather the crop was so much injured that we preferred not to send it out. This year however our stock is in first class condition and we hope to have sufficient for all demands. Cary's Klondike Corn is the result of a number of years careful selection of a strain of fine large white dent corn. It was first offered for general sale two years ago and every one who has tried it is thoroughly satisfied with it. It is a white dent corn, remarkable for depth of its grain and size of ears, frequently having as many as 26 rows, and sometimes thirty, and 1,200 to 1,400 grains to the ear; whereas, the ordinary varieties rarely reach 18 rows. It matures its crop in 100 days from planting, has less stalk than ordinary varieties, and far exceeds them in yield. Generally the crop is ready to be housed early in September. Another advantage of this corn is that it has a loose shuck of very fine texture, and stock eat it readily. There is less danger of causing sore mouths to cattle than by feeding the ordinary coarse corn shuck. The ears are 9 to 10 inches in length and about 3½ inches in diameter, grains very deep, pure white and closely set on the cob. Mr. A. T. Peacock of Prospect, Ky., planted Cary's Klondike with three other good varieties of corn and states that under the same conditions Cary's Klondike out yielded them all, and that he expects to plant his whole crop in it this year. Sample ear by mail 15c.; qt. 15c.; pk. 40c.; bushel \$1.20.; two bushels and over \$1.10 per bushel. Price includes bags.

**RILEY'S FAVORITE.** This fine early, White Corn has for the past two years taken first premium at the Oldham County fair as the largest yielding and best White Corn grown in that county. The ears are from 10 to 11 inches in length, nearly always two are produced to the stalk and borne low so that it can be easily harvested. Mr. A. W. Hardin, who received the first premiums on this corn and by whom our seed corn of this variety was grown, states that on good land in a favorable season the yield is 90 bushels per acre. The grains are pure white, very deep, and make the very best quality meal. For an all round very early, large yielding, fine white corn, good for either poor or rich land, we strongly recommend Riley's Favorite. Sample ear by mail 15c.; qt. 10c.; pk. 35c.; bushel \$1.10; two bushels and over at \$1.00 per bushel.

**MAMMOTH WHITE HITE.** This has become the favorite variety for a general crop in various sections wherever it has been tried on account of its large yields and the splendid quality of the corn. The ears of this variety are large, very heavy and solid and grains so closely packed on the red cob that they almost seem to have been compressed with hydraulic pressure. This variety fills out remarkably, often ears being found that not only is the tip completely covered with grains even covering the extreme point and at the butt end they fill so far over that when the shuck is pulled off it leaves a cavity so small and deep that the cob can hardly be seen at all. The grains are narrow and very deep. Outer skin tinged pink, but the grain itself pure white. This variety is of particularly fine either for meal or feeding, the grain being slightly flinty and very rich and nutritious. This is at once noticeable from the rich oily appearance of the grains, and we have heard reliable farmers state that they believe two baskets of Mammoth White Hite Corn will go as far in feeding as three of other commoner sorts. Another strong recommendation for this corn is that it will stand more bad weather than any other sort, and even when the corn is blown down there is usually comparatively little damage to the ears. It matures moderately early, hardy, good sized stalk, yields well and if planted on good land can be relied on for a large and satisfactory crop of the very best quality corn. Sample ear by mail 15c.; qt. 10c.; pk. 35c.; bushel \$1.10; 2 bushels and over at \$1.00 per bushel, bags included.

**SEED CORN—Continued.**

**COCKE'S PROLIFIC CORN.** This is a valuable variety of white corn, first produced by the late General Cocke on his plantation on the James river. Since that time it has been greatly improved by careful selection and cultivation. On land of good fertility, and especially on river low grounds, it may be relied upon to produce from two to four ears to the stalk, and we have this year seen growing as high as eleven good ears to the stalk. This prolificacy makes it a heavy yielding corn. One farmer in Fluvanna county, Va., produced 160 bushels of corn of this variety on one acre of land, and 1,575 bushels on 15 acres, or an average over the 15 acres of 105 bushels per acre. Had the season been a more propitious one, he believes the yield would have been still greater. The ears are of good average size, the grain being of a white flinty nature, making an excellent meal or hominy corn. This variety besides being a splendid field corn for rich land is also excellent for roasting ears for market purposes, coming in a little later than Northern White Field. Sample ear 15c. postpaid; qt. 10c.; pk. 35c.; bushel \$1.10. Two bushel lots and over, \$1.00 per bushel.

**NORTHERN WHITE FIELD.** A new white dent corn, maturing extremely early, and producing long well-filled ears. It has good, deep grains, and is a splendid yielder for such an early variety, producing usually two good ears to the stalk. Not only is this valuable for very early crop, but it can be planted later than other sorts. Sample ear postpaid, 15c.; qt. 15c.; pk. 65c.; bushel, \$2.00.

**BLOUNT'S PROLIFIC.** This remarkably prolific corn was introduced by Professor Blount, who, starting with two ears to the stalk, has succeeded in improving it so as to produce from three to six ears. It is a large yielding white variety of flinty nature, making excellent meal. Reports of this corn from Texas and Alabama experiment stations rank this as one of the largest yielding of field varieties for the South. Sample ear 15c., postpaid; qt. 10c.; peck, 50c.; bushel, \$1.25.

**WHITE DENT.** An old favorite sort, with a small cob, and long, deep grains, making very large yields of fine marketable corn. Also makes fine ensilage corn. Pkt. 10c., postpaid; qt. 10c.; peck, 35c.; bushel, \$1.00. In two bushel lots and over, 90c. per bushel.

**Yellow Varieties of Seed Corn.**

**IMPROVED GOLDEN DENT.** This corn for a number of years has proved satisfactorily that it is the best early or quick-growing yellow field corn in cultivation. It makes a large-sized ear, small cob, and deep grains, which are of a bright, attractive, golden-yellow color. This corn seems to be singularly robust, and withstands injury by wet weather, or other unfavorable conditions, better than any other sort we know of, the ears and grain maturing remarkably well, and always being marketed in a bright, sound condition. For a first-class, quick-growing, large yielding yellow corn, this variety is, in our opinion unsurpassed. Sample ear postpaid, 15c.; qt. 15c.; peck, 40c.; bushel, \$1.20. Two bushels and over at \$1.10 per bushel.

**OLDHAM CO. YELLOW.** A beautiful long eared yellow corn with good deep grains, early maturing and very large yielding. The ears average ten inches in length, usually 12 to 14 rows, grains flinty and rich. The grower of this corn has repeatedly taken first premium at the county fair for the largest yielding and best corn shown. Sample ear by mail 15c., postpaid; quart, 15c.; peck 40c.; bushel, \$1.20. Two bushels and over, at \$1.10 per bushel.

**GOLDEN BEAUTY.** An old standard large-yielding yellow corn. It is later than the Golden Dent, but makes a larger ear, and is a very popular field variety in some sections. Sample ear 15c., postpaid; qt. 15c.; peck, 35c.; bushel, \$1.10. In two bushel lots and over, \$1.00 per bushel.

**MORTGAGE LIFTER.** A very large yielding variety which has proved universally reliable on all seasons. It is of rich yellow color, matures early, and withstands wet weather without material injury. The ears are good sized and heavy, grains narrow and deep, and cob small. The yield of shelled corn from this variety is exceedingly heavy, frequently averaging 62 lbs. out of 70 lbs. of ears. We especially recommend this variety for medium or poor land. Sample ear 15c., postpaid; qt. 10c.; peck, 35c.; bushel, \$1.00.

**RED DRIVER.** An early variety of corn which is very popular. The color of the grain is rich maroon, ears medium size, two to the stalk, and fills out well at both ends. Excellent for early crop and valuable for planting when too late for other varieties to mature. Sample ear postpaid, 15c.; qt. 15c.; peck, 50c.; bushel \$1.75.

**FERTILIZERS****FOR CORN.**

WE strongly recommend our Acme Brand Wheat and Corn Fertilizer for this crop and feel confident that if it is used judiciously it will repay many times over in increased yields of both grain and forage. A small quantity even will show vast improvement in the appearance and yield. Acme Brand Fertilizers are not mere stimulants but will prove of permanent improvement to the land. To those farmers who have not as yet given Acme Brand Fertilizers a trial, we would suggest a trial order this year as we believe they will prove thoroughly satisfactory.

Price of Acme Brand Wheat and Corn Fertilizer, per bag (200 lbs.), \$2.25; per ton, \$22.00. For further information see page 63.

**COW PEAS FOR SOWING IN CORN.**

We should like to impress upon every farmer in the Middle and Southern States the importance of sowing Cow Peas and other leguminous plants for improvement of the soil. Positively there is no cheaper and better way to supply plant food to the soil than by sowing these crops. Every spot on the place, as far as possible, should be sown this summer in Cow Peas. All corn planted early, and that is worked the last time in June or July, should have peas planted between the rows immediately after the last working, covering with a cultivator. The vines and peas are very valuable for stock feeding, while a good crop plowed under exceeds in nitrogen twenty tons of stable manure.

## SEED OATS.

### Virginia Grey Winter, or Turf Oats.

These oats are rapidly making a name and fame for themselves all over the Southern and Middle States. Wherever sown they soon become the principal variety of oats grown. They have long been in high favor in Virginia; so much so that there are easily ten times as many of the Virginia Grey Winter Oats sown as of any other sort.

**For Spring Seeding.**—These succeed splendidly, and make surer crop and larger yield than Spring Oats, provided they are put in early, before the middle of March. After that time it would be best to seed the White or Black Spring Oats.

**For Fall Seeding.**—The Virginia Grey Winter Oats should be sown broadcast, at the rate of one-and-a-half to two bushels per acre, in August or September; or further South, can be sown as late as the 20th of October. When sown early, and they get well established, they are as hardy as wheat, and will stand as much cold as that crop. They make a good growth before winter sets in, and furnish excellent grazing during the late fall and early spring and during the open spells in the winter without injury to the grain crop afterwards. Their turfing and stooling qualities are remarkable, and even when thinly sown, they will, under anything like favorable conditions, soon spread and cover the ground with thick, heavy growth. The yield of grain is large—from 50 to 70 bushels per acre can reasonably be expected on good soil. On rich soils, and under favorable circumstances, they will yield as high as 100 bushels to the acre. The grain is of a dark grey color, with distinct stripe. It is heavier than the ordinary oats, weighing from 35 to 40 pounds to the measured bushel. Price (best and cleanest quality), 75c. per bushel, bags included. Special prices quoted on large lots.

### Black Spring Oats.

These are usually considered to be the heaviest yielding of Spring Oats. Price, about 40c. per bushel, bags included. Special prices on large lots.

### White Spring Oats.

Sow at the rate of two bushels per acre in February, March or April, the earlier the better. Price (heaviest and cleanest quality), about 40c. per bushel, bags included. Special prices on large lots.



*Virginia Grey Winter,  
or Turf Oats.*

## Canada Field Peas.

These field peas are entirely different to the Cow Pea, requiring to be sown early in the spring, making their crop ready for cutting in May or June. They are increasing in popularity every year, making a most satisfactory and large-yielding early forage crop. They can be sown in open weather during December, January, February and March, and make large yields of most nutritious food, which can be used either green or cured for hay. It also makes a good green manuring crop to turn under, but is not equal in this respect to the Cow Peas. They can be sown alone at the rate of one-and-a-half to two bushels to the acre, but a light seeding of oats, rye or barley will increase the yield and help to support the pea vines when the crop comes to maturity. The crop is ready for cutting in May and June, and cures easily and makes splendid hay. We strongly recommend this crop for supplying a large yield of most nutritious early feed. Price fluctuates. Price, January 1st, \$1.35 per bushel. Special prices quoted on large lots. Cotton bags holding two bushels each, 15c. extra.



*Canada Field Peas.*

### Wood & Stubbs' Selected Seed Potatoes

tubers. For list of varieties and prices, see pages 28 and 29.

Are grown especially for planting purposes, and will produce large crops of the best quality

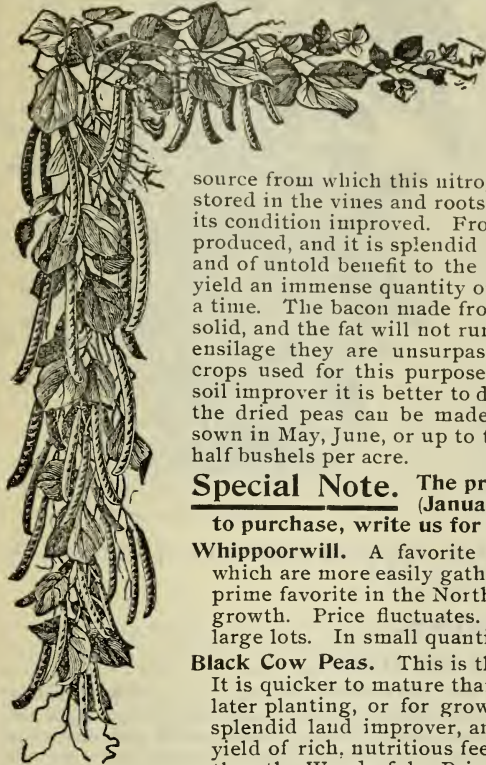
## Our Vegetable and Flower Seeds

Are of unexcelled quality and can be relied upon to produce the best crops in the family garden, market garden, or for shipping.



# COW PEAS—The Great Soil Improvers. (57)

Makes Poor Land Rich. Makes Good Land More Productive. Also, Makes a Splendid and Nutritious Green Forage or Hay Crop, Enriching the Soil even when the Crop is Cut off.



Cow Peas.

We are glad to note the universal interest that is being aroused among farmers in the Middle States to the value of this crop. There is no surer or cheaper means of improving and increasing the productiveness of our soils than by sowing the Cow Pea. It makes an enormous growth, enabling the farmer to put plenty nitrogenous vegetable matter into the soil at a small cost to a greater extent than any other leguminous crops. The

source from which this nitrogen or ammonia is extracted is the atmosphere and it is stored in the vines and roots, so that even if the crop is cut off, the land is enriched and its condition improved. From 10,000 to 18,000 pounds of green fodder per acre can be produced, and it is splendid nutritious food for all kinds of stock, makes excellent hay and of untold benefit to the soil. To grow for hay they are most valuable, as they yield an immense quantity of feed of the best quality, and produce the crop in so short a time. The bacon made from hogs fed on the dried peas is much sweeter and more solid, and the fat will not run out in cooking nearly so much as if fed on corn. For ensilage they are unsurpassed, being more nutritious than green corn and other crops used for this purpose. Where it is desired to turn the whole crop under, as a soil improver it is better to do so after the vines are partly dead. A good picking of the dried peas can be made before ploughing under, if desired. Cow Peas can be sown in May, June, or up to the middle of July at the rate of from one to one-and-a-half bushels per acre.

**Special Note.** The prices on Cow Peas are in an unsettled state at this time (January 1st.), and we request that when you are ready to purchase, write us for special prices.

**Whippoorwill.** A favorite early bunch-growing variety, has brown speckled seed, which are more easily gathered than from the vine-growing sorts. This variety is a prime favorite in the North and West on account of its early maturity and habit of growth. Price fluctuates. Price January 1st, \$1.40 per bushel. Special price on large lots. In small quantities: Pkt. 10c., postpaid; qt. 15c.; pk. 50c.

**Black Cow Peas.** This is the variety most largely grown in this immediate section. It is quicker to mature than the Wonderful or Unknown, and it is better adapted for later planting, or for growing in districts further north than Kentucky. It is a splendid land improver, and most valuable as a forage crop, making an enormous yield of rich, nutritious feed. It yields more largely of the shelled peas to the acre than the Wonderful. Price fluctuates. Price, January 1st, \$1.30 per bushel. Special price on large lots. In small quantities: Per pkt. 10c., postpaid; quart, 15c.; peck, 50c.

**Wonderful or Unknown.** This makes an enormous and remarkable growth of vines, but requires the full growing season to make its crop. In yield and growth of vines it surpasses any of the varieties of Cow Peas, and it yields very largely of the shelled peas. This variety should be planted in May in order to come to full maturity. Price fluctuates. Price January 2nd, \$1.50 per bushel. Special price on large lots. In small quantities: Pkt. 10c., postpaid; qt. 15c.; pk. 50c.

**Large Black-Eye Peas.** The Large Black-Eye Peas are more prolific and bring a higher price than the ordinary Black-eye, and farmers will find it more profitable to plant these than the ordinary Black-eye. They make a profitable crop to grow for picking the dry peas for sale in our markets during the winter, at the same time make an excellent soil improver, being similar in growth of vine and action of roots upon the soil to the Black and the Wonderful Cow Peas. While, of course, allowing the Peas to fully mature, and harvesting the dried Peas detracts somewhat from their value as an improver, still where parties desire to make a money crop and at the same time improve the soil, these are especially desirable. Pkt. 10c., postpaid; qt. 15c.; pk. 60c.; bushel, \$2.00. Price fluctuates. Special price on large lots.

**Extra Early Black-Eye.** This pea matures its crop two to three weeks ahead of the ordinary or Large Black-Eye Pea, and on this account is of great value for growing for green peas for market, as it enables the gardener to obtain very much higher prices for them. The peas are of medium size, very productive, the best flavored of any of the Cow Peas, and on account of their extreme earliness, are of great value to our market-gardeners. Per pkt. 10c., postpaid; qt. 20c.; pk. 75c.; bushel, \$2 50.

Other Varieties of Cow Peas Quoted on Request.

## BEGGAR WEED. (*Desmodium Molle*.)

Highly recommended as a forage plant for thin sandy lands and pine barrens; vigorous growth, two to five feet high, yielding largely for hay and pasturage; nutritive value compares favorably with red clover, cow peas, etc.

Sow at any time after frosts are over until the middle of June, in drills three feet apart, three or four pounds per acre, or broadcast ten to twelve pounds per acre. Cover one to two inches. When two feet high, may be cut for hay or green feed, and will produce successive crops, branching largely from the roots. May be pastured freely in late summer and fall. Price, per lb., 40c.; in 5-lb. lots and over, 35c. per lb.

HAWKINS COUNTY, TENN., April 24, 1899.

I was very much pleased with the quality and quantity of your seeds.

DR. W. A. McCORKLE.

## BEANS—Soja, Navy, Velvet.

**Soja Beans.** This is valuable as a field crop for forage and feeding purposes, and also as a soil improver. Its great nutritive value combined with its enormous yield, make it a most valuable and economical crop to grow. It has a stiff stalk holding the pods well off the ground, and matures all the beans together, enabling the farmer to cut the stalk with the seed, and save the product without going to the great expense of pulling the pods off. They can be fed, vines and all together, or can easily be knocked out when dry, or they can be left standing, and pigs and stocks turned into them; and farmers adopting this plan will find that they can feed hogs profitably to compete with the Western States. We believe this bean to be of the highest agricultural value, and it should be generally grown by our Southern farmers. Sow half a bushel per acre broadcast, or plant in drills three feet apart, and one to one-and-a-half feet between the plants, dropping two or three beans in each hill, which will require one gallon per acre. Pkt. 10c., postpaid; qt. 15c.; pk. 65c.; bushel, about \$2.00. Special price on large lots.



*Soja Beans.*

**White Navy Beans.** Planted in June or July, these usually make a very profitable crop to grow as shelled white beans for market. Plant in rows three feet apart, dropping two or three beans together a foot apart in the rows. Cultivate early, as they grow rapidly, but do not work them while the dew is on the foliage; and care should be used not to cultivate deeply after they are three or four inches high. Do not cultivate after they begin to blossom. Carefully grown these will prove a

profitable and successful crop. Qt. 15c.; pk.

75c.; about \$2.50 per bushel. Special price on large lots.

## VELVET BEANS.

### THE FAMOUS NEW FORAGE PLANT.

This new bean was sold very generally throughout the South the past two years and parties who grew the same were most enthusiastic in its praise. It makes an enormous growth, far greater than any other known forage plant, in the same length of time, far surpassing the Cow Pea in yield, and the great possibilities of this bean as a land improver and in producing an enormous crop of forage seem almost unlimited. It has now been thoroughly tested in nearly all the Southern States, and experienced agriculturists pronounce it of the greatest value. The vines and roots are very rich in nitrogen, making a most valuable soil-improving crop. The vines grow so rank that it is with great difficulty that they can be turned under in the green state, and it is much better, even if this is possible, to leave them above ground until after frost kills them, and plow them under during the winter and early spring, at which time they will have made a heavy matted coating of vegetable matter, which, turned under, will benefit the soil almost equal to a heavy application of stable manure. The vines and beans also make a most nutritious feed, and we strongly recommend our customers all throughout the South to plant these beans on a large scale, feeling sure that they will be more than satisfied with the results from same. Price, per pkt. 10c.; qt. 15c.; pk. 65c.; bushel, \$2.00. Special prices on large lots.

## Mangel Wurzels and Sugar Beets.

These not only furnish a most excellent and nutritious feed for cattle, but also act as an alternative, keeping cattle in a healthy and thriving condition. They should be largely grown by every farmer, and relied on by him as one of the most important winter feeds. Field Carrots are also very desirable, making a large yield of juicy nutritious feed, giving a change of diet, and containing medicinal qualities which are most beneficial, especially for hogs and cattle, which are being fattened for killing. For culture see page 10.

**Mammoth Prize Long Red.** Grows to an immense size, single roots often weighing twenty to twenty-five pounds. The roots are of a dark red color, of good quality. Oz. 5c.;  $\frac{1}{4}$  lb. 15c.; lb. 25c.; 5 lbs. and over, 20c. lb.

**Yellow or Orange Globe.** As this sort grows almost entirely above ground, it is especially adapted to shallow soils, and is also, on this account, easily pulled. The roots are beautiful and symmetrical in shape, of large size, and splendid keepers. Oz. 5c.;  $\frac{1}{4}$  lb. 15c.; lb. 25c.; in 5 lb. lots and over, 20c. lb.

**Golden Tankard.** This sort is specially recommended on account of its milk-producing qualities, many dairymen preferring it to any other sort. It is of a rich yellow color, sweet flavor, and yields heavy crops of fine shaped roots. Oz. 5c.;  $\frac{1}{4}$  lb. 15c.; lb. 25c.; in 5 lb. lots and over, 20c. lb.

**Silesian Sugar.** Highly prized on account of the large amount of sugar it contains. Very productive and a good keeper. Oz. 5c.;  $\frac{1}{4}$  lb. 15c.; lb. 25c.; 5 lbs. and over, 20c. lb.

## Wood & Stubbs' Evergreen Lawn Grass

is undoubtedly the best of lawn grasses for the South. See page 38 for full information.

# MILLET SEED.

(59)

## GERMAN, HUNGARIAN AND PEARL OR CATTAIL.

**German—Choice Southern Grown.** Southern grown Millet seed is far superior, both in quality and yield of product, to Western or Northern grown seed. The true German Millet, when properly grown and handled, makes an enormous yield of most nutritious feed, and that without impoverishing the soil to any great extent. To get these results, however, German Millet must be sown thickly, about one bushel per acre, and the crop cut while it is in bloom, before the seed hardens in the head. Sow when the weather gets warm in May, or any time during Summer until end of July. Two crops can be seeded and grown during the summer on the same land. Price, about \$1.25 per bushel; peck, 40c.

**Hungarian.** (*Panicum Germanicum*.) For good low ground on rich soil this makes even a more valuable crop than German Millet. It is considered equal in nutritious qualities to Timothy hay. It is very important, in procuring Hungarian Millet, to get the true seed, as common Millet resembles it very closely, and is frequently found mixed with Hungarian. This lessens both the yield and value of the crop. In this, as in nearly all other seeds, it requires knowledge and experience to procure the best seeds, and it is always much safer to obtain supplies from experienced seedsmen, who make the business their life study, rather than from ordinary dealers in seeds, who merely make it their business to buy and sell seeds without having a thorough, practical knowledge of the seed business. Hungarian Millet should be sown from the first of May to the end of July, at the rate of one bushel per acre. Price, about \$1.00 per bushel.

**Pearl or Cattail Millet.** This makes a most nutritious and valuable continuous cutting forage plant, and is increasing in popularity all throughout the South. It will grow ten to twelve feet high, but cutting can commence when it has attained a height of three or four feet, when it will stool out enormously and make a rapid growth, and it can be cut this way three or four times in a season. It can be fed either green or cured as dry forage, making a most nutritious feed, which is relished by all kinds of stock. It is largely used by dairymen and others who have cattle for furnishing them with green feed all through the summer, as, if a sufficient quantity is sown, it can be cut as desired, furnishing a daily supply of green food until killed by freezing weather. Sow 3 lbs. of seed per acre in drills three feet apart. Per pkt., 5c.; lb., 15c.; 10 lbs. and over, 10c. per lb.; 100 lbs. and over, 9c. per lb.

# BUCKWHEAT.

For a late summer crop Buckwheat is very desirable and profitable, especially in mountainous sections where Cow Peas do not succeed so well. It is easily grown, makes splendid flower food for bees and a large yield of grain, which can usually be sold for remunerative prices. It is also valuable for turning under as an improver of the soil. Even when grown for the grain crop, buckwheat is not considered exhaustive to the soil. As a smothering crop where the land is full of objectionable weeds it is very desirable, and it puts the soil in admirable condition for any crop that is desired to succeed it. Sow from one-half to three-fourths of a bushel per acre.

**Japanese.** This variety of buckwheat ripens a week earlier than the Silver Hull, and yields more largely than that variety. The kernels are larger than those of other sorts, but owing to its branching qualities, it need not be sown quite so thickly. Per peck, 50c.; per bushel, about \$1.30.

**Silver Hull.** A prolific and favorite sort, making a fine quality of flour. A superior variety in every way to the ordinary buckwheat, which it has almost entirely superseded. About \$1.20 per bushel. Current prices quoted on application.

## DWARF ESSEX RAPE.

A very quick-growing variety of Rape, which makes excellent grazing for sheep; likewise the leaves make very good salad cooked for the table. It can be sown in any season of the year, but is not quite so satisfactory to use in mid-summer as the cooler months of the year. It can be sown broadcast at the rate of 8 lbs. per acre and raked in, or in drills fifteen inches apart, when four or five pounds will be sufficient. It will be ready to use eight weeks from sowing if the weather is suitable. It is hardy, and will stand any amount of cold. After it has been grazed it will soon be ready again if the sheep are not kept on it too long so as to eat the buds off the stalks. This will be found a cheap, effective food. Price, 12c. per lb.; 10 lbs. for \$1.00; or in 100 lb. lots and over, 8c. per lb.

## Jerusalem or White French Artichokes.

This variety is not grown from seed, but is grown from tubers, and is cultivated like potatoes. Hogs can be turned on them about two weeks after the blossoms fall, and allowed to feed on the roots throughout the winter, except when the ground is frozen, until the plant begins to grow again. This saves the labor and expense of harvesting and storing, and will be found very economical. They are excellent for feeding to cattle and sheep, and proves a very profitable food.

**ARTICHOKES PREVENT DISEASE IN SWINE.**—Mr. E. F. Brockway, a prominent stock-raiser, says on this point: "Since I have been raising artichokes I have been surrounded by herds of cholera hogs, and mine still keep healthy. With abundance of artichokes, I feel that I can almost defy cholera. Had I raised them years ago it would have saved me buying many thousands of bushels of corn."

Plant in rows four feet apart, dropping the tubers fifteen inches apart in the rows. Per qt., 15c., peck, 50c.; bushel, \$1.50. Special price in quantity.

PERRY COUNTY, IND., July 24, 1899.

Seeds arrived all O. K. Your German Millet is fine and came well. Please send me by freight, —

Yours very truly,

G. A. GRASS.

# Fodder Plants, Broomcorn, Etc.

## Teosinte.



Teosinte.

**A most Valuable and Enormous Yielding Continuous Cutting Forage Crop.** We strongly recommend our customers who have not done so to sow this splendid forage crop. If a sufficient quantity is sown it will furnish a continuous daily supply of most nutritious green food for horses and all kinds of cattle all through the summer. It also makes splendid dry fodder, yielding enormously, and being more nutritious and even better relished by all kinds of stock than corn fodder. In appearance it somewhat resembles Indian corn, but the leaves are much larger and broader, and the stalks contain sweeter sap. In its perfection it produces a great number of shoots, growing ten to twelve feet high, very thickly covered with leaves, yielding an abundance of forage. It stools out enormously after being cut, as many as forty-five stalks having been grown from a single seed. Sow in May or June, at the rate of two to three pounds per acre, in drills three-and-a-half to four feet apart. Oz. 10c.;  $\frac{1}{4}$  lb. 25c.; lb. 75c.

## Sorghums, Millo Maize, Kaffir Corn.

**Rural Branching Sorghum.** (*White Millo Maize*). A wonderful branching sorghum, which produces an enormous amount of excellent fodder, and is highly recommended for that purpose. It branches wonderfully after the first cutting. In the trial grounds the past season, this outyielded all other varieties in the quantity of forage produced. Three or four cuttings can be made during the season from one sowing. Sow about four lbs. per acre. Pkt. 5c.; lb. 10c.; bushel, \$2.50.

**Yellow Millo Maize.** This is quick-growing, and very highly recommended for green food, fodder or ensilage. It makes an enormous yield, making, in favorable seasons, three cuttings from one sowing. It is very nutritious, and greatly relished by all kinds of stock. It also makes a large yield of seed, which makes excellent grain feed for stock and poultry. Sow in May or June, at the rate of six or eight pounds per acre, in drills three feet apart. Per lb. 10c.; bushel, \$2.50.

**Early Amber Sorghum.** Furnishes a large yield of most nutritious forage, which can be fed either green or cured, and will yield two or three cuttings a year, stooling out thicker each time it is cut. The saccharine matter is of the first quality, and it also produces a fine sugar or syrup. It grows ten or twelve feet high. Sow at the rate of one peck per acre, in drills three-and-a-half to four feet apart. Pkt. 5c.; lb. 10c.; peck, 40c.; bushel, \$1.25.

**Red Top Sorghum.** A favorite sorghum in Kentucky and some sections of the South; does not grow quite so tall as Early Amber, but is heavier. Pkt. 5c.; lb. 10c.; peck, 50c.; bushel, \$1.50.

**Kaffir Corn.** The fodder of this forage plant is eaten by all kinds of stock. The grain also makes nutritious feed, both for feeding to stock and poultry. Sow end of April or beginning of May, in drills three feet apart, at the rate of four pounds to the acre. Pkt. 5c.; lb. 10c.; 10 lbs. and over, 6c. per lb.

## BROOM CORN.

**The Importance of Growing Broom Corn.** We strongly advise that the farmers in Kentucky and further South give more attention to the growing of Broomcorn as a market crop. It is comparatively very easily cultivated; will grow on any land that is suitable for corn. It is easily marketed and usually pays much better than wheat, corn, or any of the ordinary field crops. The price varies according to market, usually ranging from \$60.00 to \$90.00 per ton, but this year it has reached the enormous figure and is now worth on the market \$200.00 per ton. As there is an unlimited demand for any amount that is grown, we would strongly recommend that it be generally planted in all sections. It usually produces at the rate of a ton for two to four acres of land and the seed can be used for feeding to stock, being very nutritious and fattening.

**Culture.**—Sow the seed in drills three feet apart at the rate of from three to five pounds per acre thinning out to about three inches apart, so as to leave seventy stalks to the rod. Cultivate same as for corn. If the land is rich the seed should be sown thicker and the stalks left closer together than on medium or poor land. To make the best selling corn it should be cut when seed is in the milk state as if allowed to ripen it changes from its bright green color and takes on a reddish tinge which does not bring as good prices. It can be used, however, even when overripe, but will pay much better prices if cut at the proper time. When marketed the stalk and brush should not exceed over sixteen inches in length and there is no necessity of leaving long stalks as this will only depreciate the price. For shipment it can be baled or bundled, baling however is best.

**Improved Evergreen.** An excellent variety of good length; has fine, straight straws and of greenish appearance after being cut. This variety commands the highest market price. Per pkt. 10c.; lb. 15c.; 5 lbs. 50c.; bushel (45 lbs.), \$2.50.

**California Golden.** A favorite variety which is not liable to turn red if left to stand too long. Pkt. 10c.; lb. 15c.; 5 lbs. 50c.; bushel (45 lbs.), \$2.50.

## Sunflower, Mammoth Russian.

This makes a very large yield of seed, and is valuable to grow for feed for cattle and poultry, the seed being very rich in fat-producing qualities. Pkt. 5c.; lb. 10c.; peck, 65c.; bushel, \$2.00

# "PLANET JR." GARDEN TOOLS FOR 1900.

Space will not permit our showing and describing all of the "Planet Jr." tools, but we will send a fully illustrated catalogue free for the asking to any who desire it. "Planet Jr." goods are standard machines; the best; yet great improvements have been made for 1900. We direct special attention to the new No. 25 and 4 Sowers, the new No. 12 and No. 13 steel arch Double Wheel Hoes, and the No. 17 Single Wheel Hoe. You can rely on getting a bottom price from us on any of the "Planet Jr." goods.

## "PLANET JR."

### No. 25.

Combined Hill and Drill Seeder  
and Double Wheel  
Hoe.

PRICE, \$14.00.



## "PLANET JR." No. 25. Price, \$14.00.

This new combined machine is intended for a class of gardeners who have a large enough acreage in crops for a Double Wheel Hoe to be used to good advantage, and yet prefer not to buy a separate Wheel Hoe. It is large enough for field use, for it holds 2½ quarts (or about 5 lbs. of onion seed) and has 11¼ inch wheels—which are just the right size.

As a Drill it is almost identical with the PLANET JR. No. 4 Drill; will sow in drills or hills, 4, 6, 8, 12 or 24 inches apart and has the same automatic device for throwing out of gear and the new combined cut-off and seed index with thumbscrew adjustment. It is thoroughly substantial in sowing in either hills or drills.

As a Wheel Hoe it is identical with the PLANET JR. No. 12 Double Wheel Hoe, the very best machine on the market. The change from Drill to Wheel Hoe takes but a moment.

## The "PLANET JR."

### No. 4. Combined Hill Dropping Seeder and Single Wheel Hoe.

Price, complete,  
\$12.00. Price as a  
drill only,  
\$8.50.



## "PLANET JR." No. 4.

A splendid Hill Dropping Machine, sowing in drills at 4, 6, 8, 12 or 24 inches apart, and in drills any thickness. The Drill is detached and the tool frame substituted by moving but one bolt. It then becomes one of the most admirable Single Wheel Hoes. It has a fine garden plow, two new-style hoes, three cultivating rakes, three cultivator teeth and a practical leaf guard. Hopper holds 3 pints.

## "PLANET JR." No. 3. Price, \$11.00.

Sows either in Hills or in Continuous Rows.

This drill will sow in a continuous row, in the ordinary way, with the greatest regularity; but its distinctive feature is that it will drop neatly in hill, either 4, 6, 8, 12 or 24 inches apart. It is changed in a moment from hill dropping to drill work, sows equally well whether the hopper is full or contains only a paper of seed, and will not injure delicate seeds. Hopper holds 2½ quarts.


## "PLANET JR." No. 12.

## "PLANET JR."

### No. 12.

Double Wheel Hoe,  
Cultivator and  
Plow.

PRICE,  
\$7.25.



Price complete with 4 sets of tools, \$7.25.

" with hoes only, . . . . . 4.75.

This tool has 11-inch wheels, which can be set at 4 different distances apart, and the tools can be adjusted at 3 different heights. The arch is of stiff steel, and is unusually high. The whole set shown in the cut goes with the complete tool. All the blades are of tempered and polished steel. The variety of work possible with this machine is incredible, covering the whole range of wheel hoe work, both in the garden and on the farm, and has our unqualified endorsement.

## "PLANET JR." No. 17. Price, \$4.75.

This latest and best Single Wheel Hoe, has an 11-inch wheel with broad face and is supplied only with a pair of 6-inch hoes, a set of cultivator teeth and a plow, a sufficient outfit for most gardening work. The others can be added at any time. The frame changes in height, and the wheel to the other side of the arm, then working both sides of the row at once.

## The "PLANET JR." No. 2 Seed Drill. Price, \$7.75.

This tool is known the world over, and with the exception of the "Planet Jr." Hill Dropping Drills is the most perfect drill known. It holds two and one-half quarts. The drill sows in an even, regular stream, whether there is much or little in the hopper.

## "PLANET JR." No. 1.

Combined Drill Seeder and Wheel Hoe, Cultivator Rake and Plow. Price, \$10.50.


This has long been the most popular combined tool made. As a seed sower it is the same as the No. 2 Drill Seeder, but smaller. From a drill it is changed to its other uses by removing two bolts, when hoes, rakes, etc., can be quickly attached.

**DON'T FORGET. A Complete Catalogue of Planet Jr's. on Request.**

# Eclipse and Perfection Sprayers.

The Biggest Little Bug Killers on Earth for spraying insecticides on Tobacco, Potatoes, Grapes, Roses and all low growing plants in the Garden, Farm or Greenhouse.

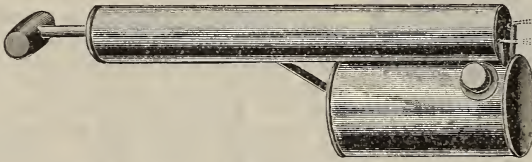
One Man Can Cover Five to Seven Acres per day effectively. No heavy loads of liquids to carry. Insecticide is more evenly distributed and there is comparatively no waste of material.



ECLIPSE SPRAYER.

This is a recent application of an old well-known principle to the use of spraying or vaporizing plants with poisons for the extermination of insects, and is a decided improvement over the various sprayers in use for Potatoes, Shrubbery, Tobacco, and any low growing plants. The insecticide is diluted with water (not one-tenth the water, however, usually used in ordinary sprayers) and put into the can at the bottom of the sprayer. When the piston is pushed down it sucks a small quantity of the liquid by vacuum suction in front of the stream of air being forced through a small hole at the end of the cylinder. This converts it into a fine vapor or mist which scatters and completely envelops the plant, covering it with the solution of insecticide and in such a manner that it will not drip off on the ground. It does not affect the working of the sprayer whether it is held up or down, whether the can is full or contains only a small quantity, and it works so easily and effectively and so easily carried that it is more like play than work. For applying insecticides in poultry houses, for dairy cows, or work horses, it is complete.

**Its Household Uses** are too numerous to enumerate all here. For driving flies, ants, roaches, carpet moths, and beetles, with insecticides; for dampening with water, carpets before sweeping, starched articles in the laundry, and lightly spraying the foliage of growing plants in the house without deluging the floor, it is a complete success. In fact it is proving the most popular labor-saving, comfort-giving invention of recent years, and will surely find its way on to every farm and into every city or village home, hotels, hospitals and public buildings.



PERFECTION SPRAYER.

The **Eclipse** and **Perfection** both do work in the same manner, but are different in shape and construction, the Perfection having two discharge outlets, the Eclipse one. Both are well made and will give perfect satisfaction.

## PRICES.

- Eclipse No. 1.** All brass, detachable discharge tube, rotary air motion, will last a life time. \$1.25.  
**Eclipse No. 4.** Heavy tin air pump, gold lacquer finish.. 75c.  
**Perfection No. 1.** Heavy tin air pump, gold lacquered; galvanized iron reservoir holding one quart. 85c.  
**Perfection No. 7.** Same as No. 1 except that reservoir is constructed of glass. Price, \$1.00.  
**Good Agents Wanted in Tobacco Sections to Introduce these Sprayers.** Sells on sight. Liberal commissions.

## LITTLE GIANT DUSTERS.

These machines are unqualifiedly the best dry powder distributors ever offered, and are far ahead of bellows. They apply Paris Green or other dry powders undiluted, distributing so evenly and thoroughly, that not only is it more economical in use, but the work is far more effective.

On Potatoes two rows can be covered at once as fast as an ordinary walk, and the Paris Green can be regulated from one to three pounds per acre. On Tobacco, Cabbage, Grapes, Fruit Trees or Shade Trees, besides all other crops on which dry insecticides, such as Paris Green, Slug Shot, Tobacco Dust, Sulphur, etc., can be used, the guns do the work perfectly, saving time, money and hard work.

**Little Giant Gun.** Made for two rows of Potatoes. \$5.00.



# ACME BRAND FERTILIZERS.

(63)

## Perfect Plant Food in Most Available Form.

LARGELY INCREASE CROPS.

PERMANENT SOIL IMPROVERS.

Strongly Recommended for General Use By Potato and Tobacco Growers, and Gardeners and Farmers Everywhere.

Acme Brand Fertilizers are prepared carefully from years of practical experience with fertilizers for various crops, and are not mere stimulants, but will be found permanent improvers to the soil. If a judicious rotation of crops is followed, they will prove profitable, not only on the first crop, but the succeeding crops will be largely increased, and improved results on the land noticed for years. If you have not used Acme Brand Fertilizers, we respectfully request a trial this year, and, as we know our analysis and prices will compare favorably with any other reliable brand, and feel confident that the results will be satisfactory in every respect.

### ACME BRAND POTATO AND TOBACCO FERTILIZER.

Per bag (200 lbs.), \$3.10. Per ton, \$30.00.

GUARANTEED ANALYSIS.

Ammonia . . . . .	3	to	4	per cent.
Phosphoric Acid, available . . . . .	8	"	10	" "
Potash (actual) . . . . .	5	"	6	" "

(Potash in this brand all from high-grade sulphate.)

Especially prepared for Irish and Sweet Potatoes, Tobacco and other crops requiring a good percentage of potash. On Irish Potatoes it will make large crops of smooth, good keeping and cooking quality potatoes. Use 800 to 1,000 pounds broadcast or 500 pounds per acre in drills. If used with stable manure, broadcast the manure, and use 400 pounds of fertilizer in the row. For Sweet Potatoes, 200 to 400 pounds per acre, will give good results, producing a large quantity of smooth, good keeping roots.

On Beets, Radishes, Salsify, Parsnips, Carrots, Strawberries, and all small fruits, use 400 to 600 pounds per acre, mixing with the soil. For Tobacco, 200 to 400 pounds per acre.

### ACME BRAND WHEAT AND CORN FERTILIZER.

Per bag, (200 lbs.), \$2.25. Ton, \$22.00.

GUARANTEED ANALYSIS.

Ammonia . . . . .	1	to	2	per cent.
Phosphoric Acid, available, . . . . .	10	"	12	" "
Potash (actual) . . . . .	2	"	3	" "

This fertilizer not only largely increases the yield of Corn, Wheat, Oats and other grain crops, but gives splendid after results on grass and clover. It is a permanent improvement to soil and leaves the land in better condition for any other crop that may follow the grain crop. Use 200 to 400 pounds per acre in hills or drills, and when broadcast use 400 to 500 pounds per acre, harrowed in. For Corn, if applied in the hill, use one handful to two or three hills, scattering it somewhat so as not to let the seed come in direct contact with the fertilizer.

### ACME BRAND HIGH GRADE VEGETABLE FERTILIZER.

Per bag (200 lbs.), \$3.35. Per ton, \$32.50.

GUARANTEED ANALYSIS.

Ammonia . . . . .	4	to	5	per cent.
Phosphoric Acid, available . . . . .	10	"	12	" "
Potash (actual) . . . . .	4	"	5	" "

This fertilizer is especially prepared and recommended for all vegetable crops. It gives most excellent results on Cabbage, Lettuce, Onions and all crops requiring a large percentage of Ammonia and Potash. Use 300 to 400 pounds per acre in hills or drills, or 600 to 800 pounds per acre broadcast, mixing it a little with the soil. It is a good substitute for stable manure or can be used in connection with it.

### ACME BRAND B. B. P. (BLOOD, BONE AND POTASH) FERTILIZER.

Per bag (200 lbs.), \$2.60. Per ton, \$25.00.

GUARANTEED ANALYSIS.

Ammonia . . . . .	2	to	3	per cent.
Phosphoric Acid, available . . . . .	10	"	12	" "
Potash (actual) . . . . .	2	"	3	" "

A good fertilizer for general use, either on farm or garden crops, and can be used with or without manure. It will give excellent results on Peas, Beans, Melons Cucumbers, Tomatoes, early Roasting ears and Sugar Corn. Use 200 to 400 pounds per acre in hills or drills. For Millet and quick growing fodder crops, use 300 to 400 pounds per acre broadcast.

### ACME BRAND SOLUBLE BONE AND POTASH FERTILIZER.

Per bag (200 lbs.), \$1.85. Per ton, \$18.00.

GUARANTEED ANALYSIS.

Phosphoric Acid, available, . . . . .	10	to	12	per cent.
Potash (actual) . . . . .	2	"	3	" "

This brand is recommended especially as a top dressing for grass fields and to use in connection with green crops plowed in, such as Clover, Cow Peas, etc. It also gives splendid results on land containing plenty of vegetable matter. At the low price at which it is sold it will be found a very cheap form of obtaining plant food.

### Lawn and Garden Fertilizer.

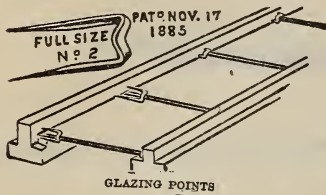
This is especially prepared for general use in small vegetable gardens, flower beds or borders, plants in

pots, lawns, etc. It enriches the soil, making plants grow rapidly, bloom freely and fruit abundantly. As this fertilizer is in a highly concentrated form, a small quantity will go a long way, and be careful, especially if using on plants in pots, not to put but a very small quantity, say half a teaspoonful to a 6 inch pot, mixing a little with the soil. For outside use this fertilizer can be used either broadcast on top as for dressing a lawn but it will be more economical and will give better results if worked into and mixed with the soil. Per lb. 10c.; 5 lb. 30c.; 10 lb. 50c.; 25 lb. \$1.00; 50 lb. \$1.75; 100 lb. \$3.00; 200 lb. \$5.00; ton, \$45.00.

# SUNDRY GARDEN REQUISITES.



Protecting Cloth for Hot Beds.



GLAZING POINTS



PRUNING SHEARS



LEGGETT'S CHAMPION DRY POWDER GUN



Florists' Pruning Shears and Flower Gatherer.



WATERS IMPROVED TREE PRUNER.




EUREKA FUMIGATOR



No. I Syringe.



No. II Syringe.



MYER'S Knapsack Sprayer.



THE "LENOX" SPRAYER.

**PREPARED PLANT BED CLOTH.** A valuable substitute for glass sash in protecting half-hardy plants and covering cold frames. Medium grade, 10c. per yard; per piece of 50 yards, \$3.50.

### PAINTED POT LABELS.

Per 1,000.

3 1/2 inch, . . . . .	\$.65
4 inch, . . . . .	.70
4 1/2 inch, . . . . .	.75
5 inch, . . . . .	.85
6 inch, . . . . .	1.00
8 inch, per 100, 50c., . . . . .	3.00
12 inch, per 100, 60c., . . . . .	4.50

Samples on application.

**PLANT STAKES.** Cane, 6 to 8 feet long; can be cut to any desired length. Per 100, 50c.; per 1,000, \$3.50.

**GLAZING POINTS.** Van Reyper's. Easily applied; no rights and lefts. Per 1,000, 75c.; 5,000 and over, at 60c. per 1,000.

**BUDDING KNIVES.** Best quality English steel, Black Buffalo and Ivory Handles. 85c. each.

**PRUNING KNIVES.** Fine quality, Iron or Wood Handles. 50c. each.

**PRUNING SHEARS.** California, 9 inch, 60c.; 10 inch, 75c. each.

**PRUNING SHEAR, FLOWER GATHERER and GRAPE PICKER.** A combination shear and holder, working with one movement of the hand. In cutting flowers or grapes the hand does not come in contact with them. Works with greatest ease. Price, 75c.



Plant Tub.

**PLANT TUBS.** Made of cypress; painted green; iron feet. Cheap and durable.

No.	Hgt.	Diam.	Each.
1,	11 1/2 in.	x 13 1/2 in.	\$.75
2,	14 "	x 14 1/2 "	1.00
3,	15 "	x 16 "	1.35
4,	18 "	x 20 "	2.00
5,	21 "	x 24 "	2.65

Ten per cent. discount in one-half dozen lots.

**TREE PRUNERS.** Waters' Improved. Four foot, 75c.; 6 foot, 85c.; 8 foot, \$1.00; 10 foot, \$1.15; 12 foot, \$1.25.

**SYRINGES.** Brass, best quality, highly polished, and lacquered. No. I, one spray rose and jet; length, 12 1/2 inches; diameter, 1 5-16 inches. Price, \$2.75. No. II, two spray roses and jet, side attachments; length, 18 inches; diameter, 1 1/2 inches. Price, \$5.00.

**SPRAYERS.** Myer's Knapsack. Has an air chamber which keeps up a pressure so a continuous discharge is given. Holds five gallons. Price, \$6.50.

**"LENOX" SPRAYER.** A splendid machine for applying liquid insecticides. Sprays up and down; can be carried in the hand or on the back. Holds five gallons. Price, \$4.00.

**RAFFIA.** For tying plants, vines, etc. Per lb. 20c.; 10 lbs. and over, at 15c. per lb.

**FUMIGATORS.** "Eureka." Made of galvanized iron; a damper regulates the draft. No. 1, 12 inches high, \$1.50; No. 2, 16 inches high, \$2.00.



## INSECTICIDES, FUNGICIDES, ETC.

**HAMMOND'S SLUG SHOT.** One of the best vegetable insecticides in use. Specially recommended for destroying the Cabbage worm, Potato bug, Tobacco worm, and other insects that prey on vegetation. Gardeners need have no fear about applying this, as it is not dangerous to handle like Paris Green, etc. Non-poisonous to human life. Price, 5-lb. packages, 25c.; 10-lb. packages, 50c.; 100-lb. lots at 4½c. per lb.; bbl. lots in bulk at 4c. per lb. Pamphlet, containing full information, mailed free on application.



**LEMON OIL INSECTICIDE.** The very best remedy for house plants, effectually destroying Green Fly, Red Spider, Scale, Mealy Bug, Mildew, etc. It has no bad odor, is easy to handle, being soluble in water, and can be applied to plants of most delicate foliage without danger. The "Lemon Oil" is a capital wash for Dogs; it cures mange, destroys insects, and removes impurities from the hide. Will also destroy lice and insects by spraying in hen-pens and poultry-houses. Directions for use on each can. Price, ½-pint tins, 25c.; by mail, 35c.; pint, 40c.; by mail, 60c.; qt. 75c.; ½-gal. \$1.25; gal. \$2.00.

**ROSE LEAF EXTRACT OF TOBACCO.** A liquid extract of Tobacco which will be found very effective for killing aphids, green fly, scale insects, lice on plants, and other insects. It is also a splendid sheep dip and remedy for parasites on animals. Largely used and endorsed by florists and gardeners for applying in greenhouses, hot beds, etc. Special circular giving method of using, etc. free on application. Pt. 30c; qt. 50c.; gal. \$1.25; 5 gal. can, \$4.25.

**THYMO CRESOL.** A perfect Sheep Dip and most effective animal insecticide; invaluable for use in dog-kennels, poultry-houses, etc. It is rapidly fatal to all insect pests which infest domestic animals, but it is at the same time not only harmless to the skin, but heals eruptions and cuts, and promotes new growth of fine hair and wool. A splendid disinfectant, and easy to prepare, being mixed with either hot or cold water. To apply, dilute with water at the rate of from 50 to 150 parts of water to one of Thymo Cresol. Small bottles, 20c.; if by mail, 30c.; large bottles, 35c.; if by mail, 50c.; qt. can, 65c.; ½-gal. can, \$1.00; gal. can, \$1.75. Full directions for use, with each package.

**PARIS GREEN.** One of the cheapest and most effective poisons for potato bugs and other insects. It is a strong poison, and should be very carefully used. Mix with plaster at the rate of one pound of Paris Green to fifty pounds of plaster, or with water to one hundred gallons. For use on vines or tender vegetables, a larger proportion of plaster or water should be used. Price fluctuates. Present price, (Jan. 1st.), in quantity, 5 lb. packages, 20c. per lb. In bulk, 10 lbs., 19c. per lb.; 50 lbs. and over, 18c. per lb. Small quantities in packages, ½ lb. 15c.; lb. 25c.; 2 lbs. 45c.

**TOBACCO DUST.** One of the cheapest and most effective remedies for destroying lice and worms on Cabbage, striped bugs on Melons, Cucumbers and Squashes, and other insects. It is best to dust on young plants when the dew is on, as it will stick better. For cabbage well grown and other large plants a little kerosine oil can be mixed with the Tobacco Dust, though great care should be taken not to put in too much oil. We have two grades of this, one of them better quality and so finely ground that it is really an impalpable Tobacco Powder. The other is the ordinary Tobacco Dust, and is cheaper in price. **Tobacco Powder**, lb. 5c.; 10 lbs. 35c.; 25 lbs. 65c.; 50 lbs. \$1.00; 100 lbs. \$1.50; 1,000 lbs. \$12.50. **Tobacco Dust**, 10 lbs. 25c.; 25 lbs., 50c.; 50 lbs. 75c.; 100 lbs. \$1.25; 1,000 lbs. \$10.00.

**SULPHUR.** For mildew on Roses, Lettuce and other plants. Also valuable for poultry insects, etc. Pound, 10c.; 10 lbs. 50c.

**FOSTITA.** For mildew. Pound, 15c.; 5 lbs. 50c.; 25 lbs. \$2.00.

**FIR TREE OIL SOAP.** A valuable preparation for scale insects on trees, plants, etc., and splendid insecticide for other crops. To be diluted with water. ½-lb. tin, 25c.; by mail, 35c.; 2-lb. cans, 75c.

### FLORISTS' SUPPLIES, BULBS, SEEDS, ETC.

We carry full stocks of Florists' Supplies, such as


WHEAT SHEAVES,	TIN FOIL,	WAX PAPER.
DOVES, MOSS WREATHS,	WIRE,	CHENILLE,
IMMORTElLES, CAPES,	TOOTH PICKS,	LABELS, ETC.

Wholesale Catalogue (to the Trade Only) on request.

WRITE FOR SPECIAL LOW WHOLESALE PRICES ON BULBS FOR FORCING.

... FINE FLORISTS' FLOWER SEEDS ALWAYS IN STOCK. ...

**OUR FALL CATALOGUE,** Containing full list of Clovers, Grasses, Seed Grain, Vegetable Seeds, for Fall, Hyacinths, Tulips, Crocus, Lillies, and other Flowering Bulbs for fall planting, is issued about September 1st, and Mailed Free. Send us your name for one.



*From* .....

*P. O.* ..... *State* .....

PUT A  
TWO CENT  
STAMP  
HERE.

**WOOD & STUBBS,**

**Seedsman,**

**Cor. Brook and Jefferson Sts.**

**Louisville, Ky.**





# WOOD & STUBBS'

High Grade

VEGETABLE SEEDS,

FLOWER SEEDS  
AND BULBS.



DWARF CANNAS.

GRASS AND CLOVER SEEDS,  
FORAGE PLANTS,  
SEED GRAIN, POTATOES, ETC.

ACME BRAND  
FERTILIZERS.

COR. BROOK & JEFFERSON STS.,  
LOUISVILLE, KY.