DECLASSIFIED E.O. 12065 SECTION 3-402/NNDG NO. 775 013

GHQ/SCAP Records (RG 331, National Archives and Records Service)

Description of contents

(1) Box no. 2820

(2) Folder title/number: (5)
Sanitary Engineering - Saitama

(3) Date: Nov. 1949 - Mar. 1951

(4) Subject:

Classification	Type of record
9751	z

(5) Item description and comment:

Saitama

(6) Reproduction: (Yes) No

(7) Film no. Sheet no.

(Compiled by *National Diet Library*)

DECLASSIFIED E.O. 12065 SECTION 3-402/NNDG NO. 775 013

KANTO CIVIL AFFAIRS REGION
PUBLIC HEALTH SECTION
APO 500

16 March 1951

MEMORANDUM TO ECONOMIC SECTION, KaCAR

SUBJECT: Fisheries-Saitama Prefecture

1. References, memorandum for record, subject: Fisheries, Saitama Prefecture, dtd 12 Feb 51.

2. The sewerage and drainage outlets from Johnson Air Field have been studied with the following conclusions:

a. There is no great public health danger due to the said condition due to dilution factor of Iruma River.

b. The amount of commercial fishing is questionable and actually how harmful is also questionable.

c. The oil and grease constituents of the drainage do have a decided effects on the stream condition.

d. From a standpoint of public relations and also to aid in general stream pollution activities, it would seem only reasonable that Johnson Air Base construct a simple type of treatment to eliminate all, grease and heavy particles of material. This is actually feasible and could be accomplished without to large an outlay of money. It should contain:

(1) A settling tank.
(2) A large grease trap.
(3) Connecting pipes.

e. Inasmuch as FEAF has competent engineers working on such projects, it would seem best that a letter requesting that action be taken originate with the Iruma Namba Fisheries Cooperative Association and received by this office and forwarded for action deemed necessary and possible by FEAF. No specific action can be taken by this office.

CLINTON W. ALLEN
Sanitary Engineer

DECLASSIFIED E.O. 12065 SECTION 3-402/NNDG NO. 775 013

Mr Aki - Fisheries Division

agriculture & forestry dept.

Aquaculture Products Sect

tel (area) 3301

2
3
4
5
6
7
8
9

3901
3902
3903

農林部
農産課
水産係
大木

北海道

Chairman Eiji Hosoda.

1 (one) Nanban Fisheries Cooperative Assoc.
南部 漁協

DECLASSIFIED E.O. 12065 SECTION 3-402/NNDG NO. 775 013

SLO-186

MONTHLY REPORT
of
SANITARY ENGINEERING & FOOD SANITATION

24 Mar. 1951

Name of Prefetcure : *SAITAMA* Month Ending : 28 Feb. 1951

			This Month	Previous Month
Rodent Control	No. of Traps distributed		33,918	33,151
	No. of Baits distributed		75,737	75,051
	No. of Rats collected		86,351	43,927
	No. of Teams Engaged	Central Office	1,042	1,183
		Health Centers	87	115
		Total Man Days	5,610	5,200
Insect Control	No. of Person dusted		(2,515)56,299	90,285
	No. Installation sprayed		1,956	5,293
	No. Dwellings sprayed		3,285	14,891
	Sprayed Aceage (Sq.Km)		183,807	1,549
	No. of Teams Engaged	Central Office	1,053	1,214
		Health Centers	123	102
		Total Man Days	5,775	6,771
Water Supply	Total Consumption (Month)		671,500	721,200
	Chlorine added (PPH)		1.30	1.32
	Chlorine Residual (PPH)		0.5	0.6
	No. of Analyses		0	0
Nightsoil Collection	By Pref. Laborers		915	1,168
	By Farmers		29,971.4	35,998
	Total		30,880.4	37,166
Garbage Collection	Occupation		600	150
	Indigenous		2,596.6	7,760

Parentheses show the lice control of school children

		No. of Licensed	No. of Closed	No. of Inspected	Total No. Installation
Food Sanitation	Restaurant				563
	Ration Restaurant				40
	Tea Room	2	5	8	2,129
	Bakery				269
	Quick Lunch Shop	27	12	272	1,548
	Flour Mill				1,615
	Canday Factory	34	31	138	679
	Ice Plant				12
	Sake Plant, Brewery				248
	Food Warehouse				4
	Milk Plant			6	95
	Dairy				2,921
	Slaughter House			14	14
	Meat Processing Plant			1	9
	Fishery	1		89	1,069
	Fish Processing Plant			1	3
	Others	7		90	412
	TOTAL	71	48	619	11,629

KCAR PH #6

Note: To be submitted to KCAR by 25th of each Month.

Dr. Kanai Susumu
Chief of Public Health Dept.
Saitama Pref. Government

DECLASSIFIED E.O. 12065 SECTION 3-402/NNDG NO. 775 013

COPY

12 February 1951

MEMORANDUM FOR RECORD

SUBJECT: Fisheries - Saitama Prefecture

1. Reference: OD #13, subject: "Fisheries," dated 12 April 1950.

2. Conferred with prefectural fishery officials re programs in fisheries reform programs. Water pollution problems in Tokorozawa were investigated for possible corrective action.

3. To date four cooperatives and one local federation have been established. One more cooperative is expected within the fiscal year. Fishery association assets and fishery rights transfer programs are at a standstill. Only two out of 15 having assets were approved for transfers. None of the fishery associations having exclusive fishery rights have applied for right transfers. Officials were encouraged to expedite step for completion of the transfer program.

4. The prefectural government supplemented the national reform subsidy of ¥842,670 with ¥150,000 during the current year. For FY 1951 the prefecture will allocate ¥310,000 as the ¥817,650 from the national government will not suffice.

5. A temporary allocation of ¥3,200,000 was made for fishery rights compensation. Prefectural officials are still planning the distribution of the compensation. Officials estimate that compensations should total 17 million yen when based on actual fish catch.

6. Progressive planning on the part of the fishery officials was noted in regards to consolidation of fish hatcheries. During FY 1951, six are to be closed, and one is to be remodeled etc. to carry out carp breeding programs. The cost of outlay is estimated at six million yen. Revenue expected during FY 1951 is ¥800,000. Three - four years are required to realize a balanced program. Annual operating costs of the seven hatcheries averaged two million yen, and revenues ¥1,000,000. One rainbow trout hatchery is planned for Chichibu City at a cost of 14 million. National grants are expected.

COPY

DECLASSIFIED E.O. 12065 SECTION 3-402/NNDG NO. 775 013

COPY

7. Visited the Tokorozawa City and Toyooka Town area as a result of water pollution complaints. Investigation revealed the following:

a. Johnson Air Base dependent housing area sewage flowed into an open concrete lined irrigation canal and emptied into the Akama River and into Ara River. As the irrigation canal is not used by the Japanese presently, due to off season, the flow is very sluggish. The problem appears to be that of increasing the water flow of the sewage canal. Remedial steps were suggested to prefectural fishery officials who will wo-rk with agriculture officials in providing increase in water volume by opening gates normally used during irrigation season.

b. Two outlets from the Johnson Air Field were examined and found to contain soap, fuel, and general sewage which flowed into the Iruma River causing damage to river fish, and rendering general use of water impractical. Ken and local fishery officials requested aid if possible. They do not seem to mind general sewage, but would like some decreases in the flow of fuel and soapy water.

8. Other fishery matters discussed with prefectural officials were; improving information and education programs, encouraging paddy field carp culture; improving the catch reporting system, encouraging establishment of private hatcheries (ponds, lakes and pools), stocking of rivers with varieties of fish in addition to the carp and rainbow trout, and participation of cooperative members in fish conservation and breeding programs.

9. Summary

The fishery association assets and fishery rights transfer program is at a standstill and in need of a concerted prefectural guidance program. The fishery rights compensation program is delayed due to lack of adequate catch statistics. Sewage polluting the Iruma River has caused some damage to fisheries near Tokorozawa City.

DAVE N. HOSHIMIYA
Natural Resources Division

COPY

DECLASSIFIED E.O. 12065 SECTION 3-402/NNDG NO. 775 013

COPY

12 February 1951

MEMORANDUM FOR RECORD

SUBJECT: Fisheries - Saitama Prefecture

1. Reference: CD #13, subject: "Fisheries," dated 12 April 1950.

2. Conferred with prefectural fishery officials re programs in fisheries reform programs. Water pollution problems in Tokorozawa were investigated for possible corrective action.

3. To date four cooperatives and one local federation have been established. One more cooperative is expected within the fiscal year. Fishery association assets and fishery rights transfer programs are at a standstill. Only two out of 15 having assets were approved for transfers. None of the fishery associations having exclusive fishery rights have applied for right transfers. Officials were encouraged to expedite step for completion of the transfer program.

4. The prefectural government supplemented the national reform subsidy of ¥842,670 with ¥150,000 during the current year. For FY 1951 the prefecture will allocate ¥310,000 as the ¥817,650 from the national government will not suffice.

5. A temporary allocation of ¥3,200,000 was made for fishery rights compensation. Prefectural officials are still planning the distribution of the compensation. Officials estimate that compensations should total 17 million yen when based on actual fish catch.

6. Progressive planning on the part of the fishery officials was noted in regards to consolidation of fish hatcheries. During FY 1951, six are to be closed, and one is to be remodeled etc. to carry out carp breeding programs. The cost of outlay is estimated at six million yen. Revenue expected during FY 1951 is ¥800,000. Three - four years are required to realise a balanced program. Annual operating costs of the seven hatcheries averaged two million yen, and revenues ¥1,000,000. One rainbow trout hatchery is planned for Chichibu City at a cost of 14 million. National grants are expected.

COPY

DECLASSIFIED E.O. 12065 SECTION 3-402/NNDG NO. 775 013

COPY

7. Visited the Tokorozawa City and Toyooka Town area as a result of water pollution complaints. Investigation revealed the following:

a. Johnson Air Base dependent housing area sewage flowed into an open concrete lined irrigation canal and emptied into the Akama River and into Ara River. As the irrigation canal is not used by the Japanese presently, due to off season, the flow is very sluggish. The problem appears to be that of increasing the water flow of the sewage canal. Remedial steps were suggested to prefectural fishery officials who will work with agriculture officials in providing increase in water volume by opening gates normally used during irrigation season.

b. Two outlets from the Johnson Air Field were examined and found to contain soap, fuel, and general sewage which flowed into the Iruma River causing damage to river fish, and rendering general use of water impractical. Ken and local fishery officials requested aid if possible. They do not seem to mind general sewage, but would like some decreases in the flow of fuel and soapy water.

8. Other fishery matters discussed with prefectural officials were; improving information and education programs, encouraging paddy field carp culture; improving the catch reporting system, encouraging establishment of private hatcheries (ponds, lakes and pools), stocking of rivers with varieties of fish in addition to the carp and rainbow trout, and participation of cooperative members in fish conservation and breeding programs.

9. Summary

The fishery association assets and fishery rights transfer program is at a standstill and in need of a concerted prefectural guidance program. The fishery rights compensation program is delayed due to lack of adequate catch statistics. Sewage polluting the Iruma River has caused some damage to fisheries near Tokorozawa City.

DAVE N. HOSHIJIMA
Natural Resources Division

2
ACLU

DECLASSIFIED E.O. 12065 SECTION 3-402/NNDG NO. 775 013

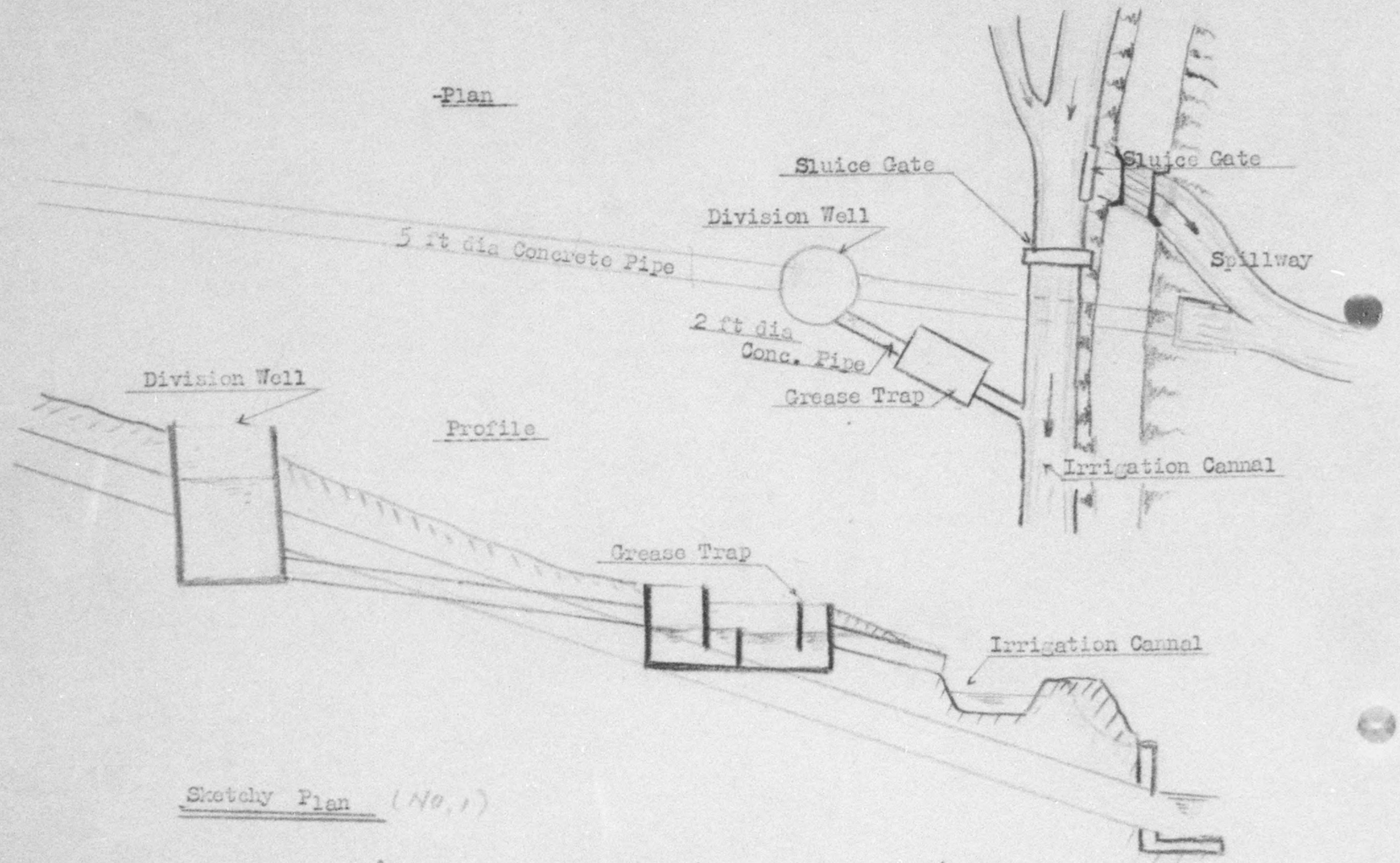

Sketchy Plan (No. 1)

If sewage in which grease is excluded, does not give any injure to crops, I think No. 1 plan may be better.

DECLASSIFIED E.O. 12065 SECTION 3-402/NNDG NO. 775 013

Discharge amt. of 3 ft dia conc. pipe under the Pressure head

(Calculations on discharge at the ~~East~~ end of the main sewer.)

$$V^2 = \frac{2gh}{1.5 + f\frac{l}{d}}$$

g = gravitation = 32.15 ft/sec²
h = pressure head = 20' (by appearance)
f = frictional Coef = 0.006
l = length of pipe line
d = dia. of pipe = 3.0 ft.

$$V^2 = \frac{2 \times 32.15 \times 20}{1.5 + \frac{0.006 \times 250}{3}} = \frac{1286}{1.5 + 0.5} = 643$$

$V = \sqrt{643} = 25.36$ ft per sec
$Q = A \cdot V = 7.07 \times 25.36 = 179.3$ cub. ft. / sec
$= 1810.0$ "

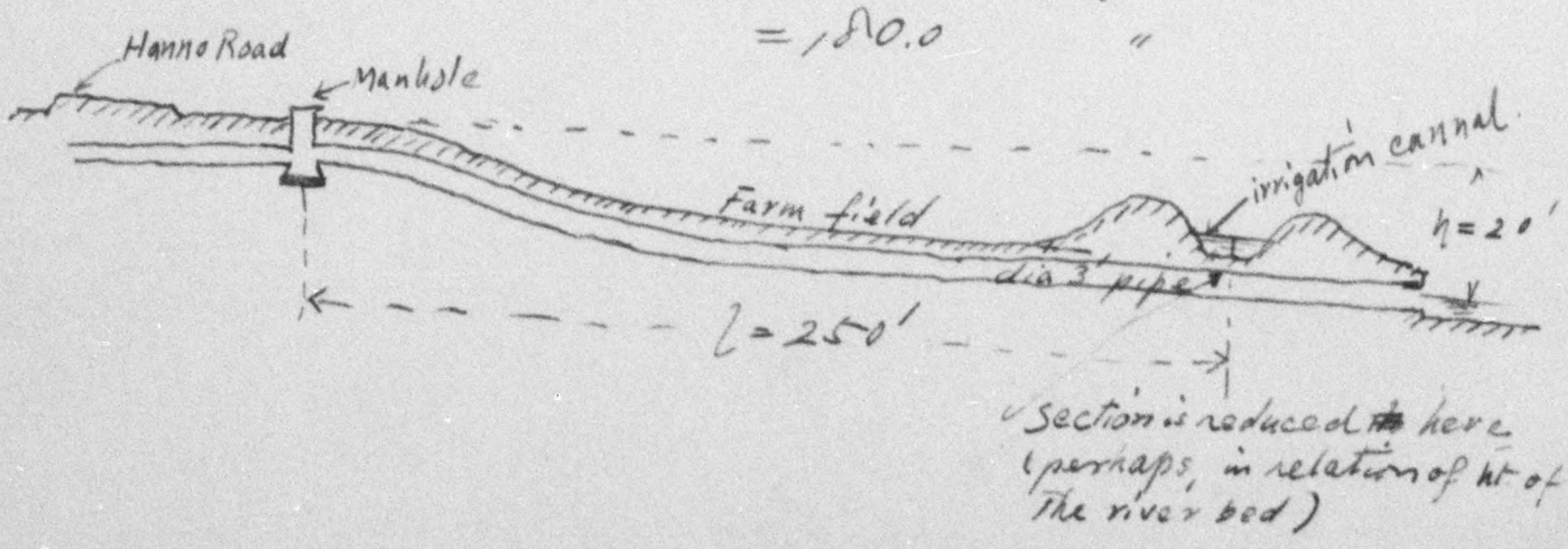

(Section is reduced ~~at~~ here (perhaps, in relation of ht of the river bed)

I suppose, actural discharge capacity is remarkably less than the above results.

DECLASSIFIED E.O. 12065 SECTION 3-402/NNDG NO. 775 013

Calculation on the discharge amt. of 3ft dia.
Concrete Sewer Pipe

$Q = V.A$

A = Sectional area $= \frac{\pi}{4} d^2 = 0.785 \times 3 \times 3 = 7.07$ sq. ft.

d = Dia of Conc. pipe = ~~4d~~ 3.0 ft.

P = Wetted perimeter $= \pi d$

$R = \frac{A}{P} = \frac{d}{4} = 0.75$ ft.

$S = 1/200$

$V = \frac{N.R}{\sqrt{R} + D}$

$n = 0.012 \quad N = 13.659 \quad D = 0.507$

$N.R = 13.659 \times 0.75 = 10.244$

$\sqrt{R} + D = \sqrt{0.75} + 0.507 = 0.866 + 0.507 = 1.373$

$Q = V.A = \frac{10.244}{1.373} \times 7.07 = 52.8$ cub. ft / sec.

DECLASSIFIED E.O. 12065 SECTION 3-402/NNDG NO. 775 013

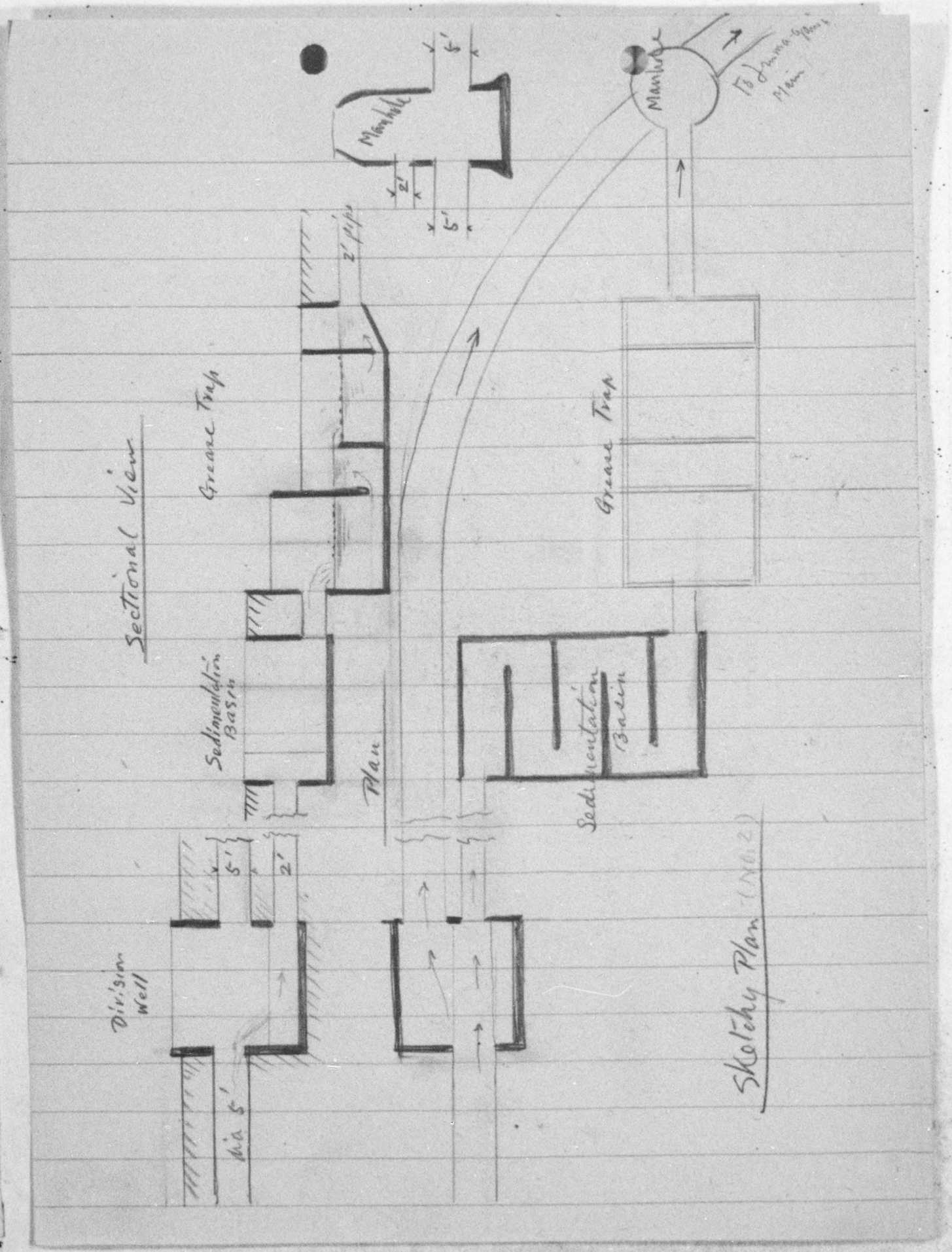

DECLASSIFIED E.O. 12065 SECTION 3-402/NNDG NO. 775 013

Calculation on the Main sewerpipe of Johnson Base

Q = V.A

Q = Discharge amt. cub ft / sec

V = Velocity of flow in the pipe, ft / sec

A = Sectional area = $\frac{\pi}{4}d^2$ = 19.635 sq.ft

d = Dia. of concrete pipe = 5.0 ft

P = Wetted perimeter = πd

$R = \frac{A}{P} = \frac{d}{4}$ = 1.25 ft

$S = \frac{1}{200}$ (assumed min. slope)

$$V = \frac{41.65 + \frac{0.00281}{S} + \frac{1.811}{n}}{1 + (41.65 + \frac{0.00281}{S})\frac{n}{\sqrt{R}}} \sqrt{R.S}$$ (Kutter's formula)

put

$$(41.65 + \frac{0.00281}{S} + \frac{1.811}{n})\sqrt{S} = N$$

$$(41.65 + \frac{0.00281}{S})\, n = D$$

then

$$V = \frac{N.R}{\sqrt{R} + D}$$

n = 0.012 (for conc. pipe)

from the table for calculation N = 13.659 D = 0.507

N.R = 13.659 x 1.25 = 17.074
$\sqrt{R}$ + D = 1.118 + 0.507 = 1.625
V = 17.074 / 1.625 = 10.51 ft / sec
Q = A.V = 19.635 x 10.51 = 206.36 cub ft / sec

This is the max. discharge capacity of the main sewer.

DECLASSIFIED E.O. 12065 SECTION 3-402/NNDG NO. 775 013

Expected Max. Runoff

Drainage area 8,000,000 sq. ft (assumed)

Intensity of heavy storm 2 inches per hour (~~50 mm~~ per hour)
(time of rain fall = 30 min ---60 min)

Coef. of runoff $= \frac{\text{runoff}}{\text{rain fall amt.}} =$ 0.50 in average

Expected max. runoff = 8,000,000 x 1/6 x 0.50 = 667,000 cub ft per hour
= 185 cub ft per sec

Average coef. of runoff

	% of area	coef. of runoff	
Paved area	40	0.9	36
Office "	10	0.3	3
Grass "	50	0.2	10
Total	100		49

therefore coef. ofrunoff in average = 0.49
nearly equal to 0.50

DECLASSIFIED E.O. 12065 SECTION 3-402/NNDG NO. 775 013

Calculation on the discharge amt. of 2ft dia Concrete sewer pipe

$Q = V.A$

Q = Discharge amt. cub. ft / sec

V = Velocity of flow in pipe ft/sec

A = Sectional area $= \frac{\pi}{4} d^2 = 3.1416$ sq. ft.

d = Dia of Concrete Sewer pipe = 2.0 ft.

P = Wetted perimeter $= \pi d$

$R = \frac{A}{P} = \frac{d}{4} = 0.50$ ft.

$S = \frac{1}{200}$ (assumed min. slope)

$$V = \frac{41.65 + \frac{0.00281}{S} + \frac{1.811}{n}}{1 + (41.65 + \frac{0.00281}{S})\frac{n}{\sqrt{R}}} \cdot \sqrt{R.S}$$

put $(41.65 + \frac{0.00281}{S} + \frac{1.811}{n})\sqrt{S} = N$

$(41.65 + \frac{0.00281}{S})n = D$

then $V = \frac{N.R}{\sqrt{R} + D}$

$n = 0.012$ (for conc. pipe)

from table $N = 13.659$ $D = 0.507$

$N.R = 13.659 \times 0.50 = 6.8296$

$\sqrt{R} + D = 0.707 + 0.507 = 1.214$

$V = \frac{6.8295}{1.214} = 5.622$ ft/sec

$Q = A.V = 5.622 \times 3.1416 = 17.66$ cub ft/sec.

DECLASSIFIED E.O. 12065 SECTION 3-402/NNDG NO. 775 013

Expected runoff at the time of ordinary rainfall

Drainage area 8,000,000 sq. ft (assumed)

Intensity of ordinary rainfall 4.8 mm per hour = 0.01575 ft per hour
(time of rainfall = more than one hour)

Coef. of runoff 0.50 in average

Expected runoff = 8,000,000 x 0.01575 x 0.50 = 63,000 cub ft per hour
= 17.5 cub ft per sec

Notice; It is said that "frequency of rainfall" over 5.0 mm per hour are 2.7 -- 3 times a month in Tokyo and its neighborhood.

DECLASSIFIED E.O. 12065 SECTION 3-402/NNDG NO. 775 013

Max. discharge capacity of Akoma irrigation connal

Section of the Canal (by appearance)

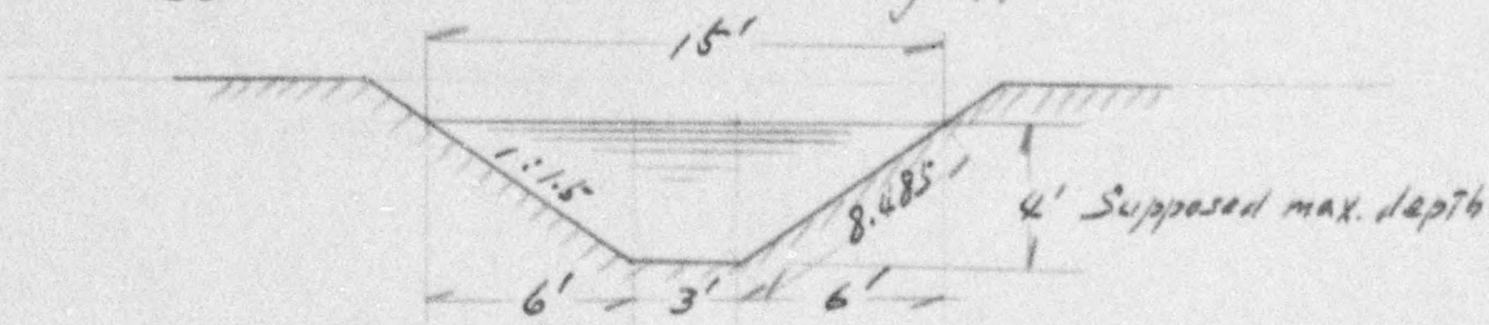

P= Wetted perimeter = 8.485×2 + 3 = 19.97 ft. ≒ 20.0 ft.

$A = (15+3)\frac{1}{2} \times 4 = 36$ sq. ft.

$R = \frac{A}{P} = \frac{36}{20} = 1.80$

$n = 0.036$

$Q = A.V. = A. \frac{N.R}{\sqrt{R}+D}$ (Kutter's formula)

$N = 4.240$

$D = 1.507$

$N.R = 4.240 \times 1.80 = 7.632$

$\sqrt{R}+D = \sqrt{1.8}+1.507 = 2.849$

$Q = 36 \times \frac{7.632}{2.849} = 36 \times 2.68 = 96.6$ cub. ft. per sec

DECLASSIFIED E.O. 12065 SECTION 3-402/NNDG NO. 775 013

20 Feb 1951

Water pollution programe in Iruma-Ri
by the sewage of Johnson A.F.B

1. Formerly, though the wate pollution program occurred at the age of Japanese army also in some degree, any means for injury prevention were not performed.

2. At May – June 1950, a large pond was excavated at the foreland of Iruma-Ri. To let waste water permeable in it by the Iruma-nanbu fishery Co-op. Assoc. with their own burden. But it is damaged by the great flood after a while.

3. On 18 Apr. 1950, Eizo Hosono, chairman of Iruma-nanbu fishery Co-op. Assoc. and Takajiro Goto, director of the same Assoc. petitioned to the commander of Johnson A.F.B. (Request for the completion of equipments for injury prevention by the Base.)

4. The commander comprehended this petition, and promized to help them.

5. But due to the out-break of Korean disturbances, aid of the Base (lending of machines for earthwork) became impossible, and works were suspended.

DECLASSIFIED E.O. 12065 SECTION 3-402/NNDG NO. 775 013

6. Now, the fishery Co-op. Assoc. and inhabitants concerned have no funds, and works are unable to be completed by their own burden only.

7. They desire the Base to carry out the works with the budget of the Base.

8. Not only growing of fishes in the river have been impeded by the sewage poured into, but also catched fishes are uneclible for bad oder. (even cats don't eat it)
Boys and girls who swimmed in this river have been affected with fever occasionally, (cause of fever is indistinct,) therefore swimming in this river was forbidden last summer.

9. Majority of fishes are the trouts, formerly about 200,000 infant trouts have been thrown into the river on March - April every year. (from Hanno-machi to Kasumigaseki-mura).

10. Registered members of Iruma-nanbu fishery Co-op. Assoc. are 195 persons, but majority of them are the amateur fishermen. (for the amusement)

DECLASSIFIED E.O. 12065 SECTION 3-402/NNDG NO. 775 013

11. There are not any political meanings or color on this program. It seems that officials of Saitama prefecture are not earnest (rather cool) on this program.

1st investigation on 26 Feb. 50.

DECLASSIFIED E.O. 12065 SECTION 3-402/NNDG NO. 775 013

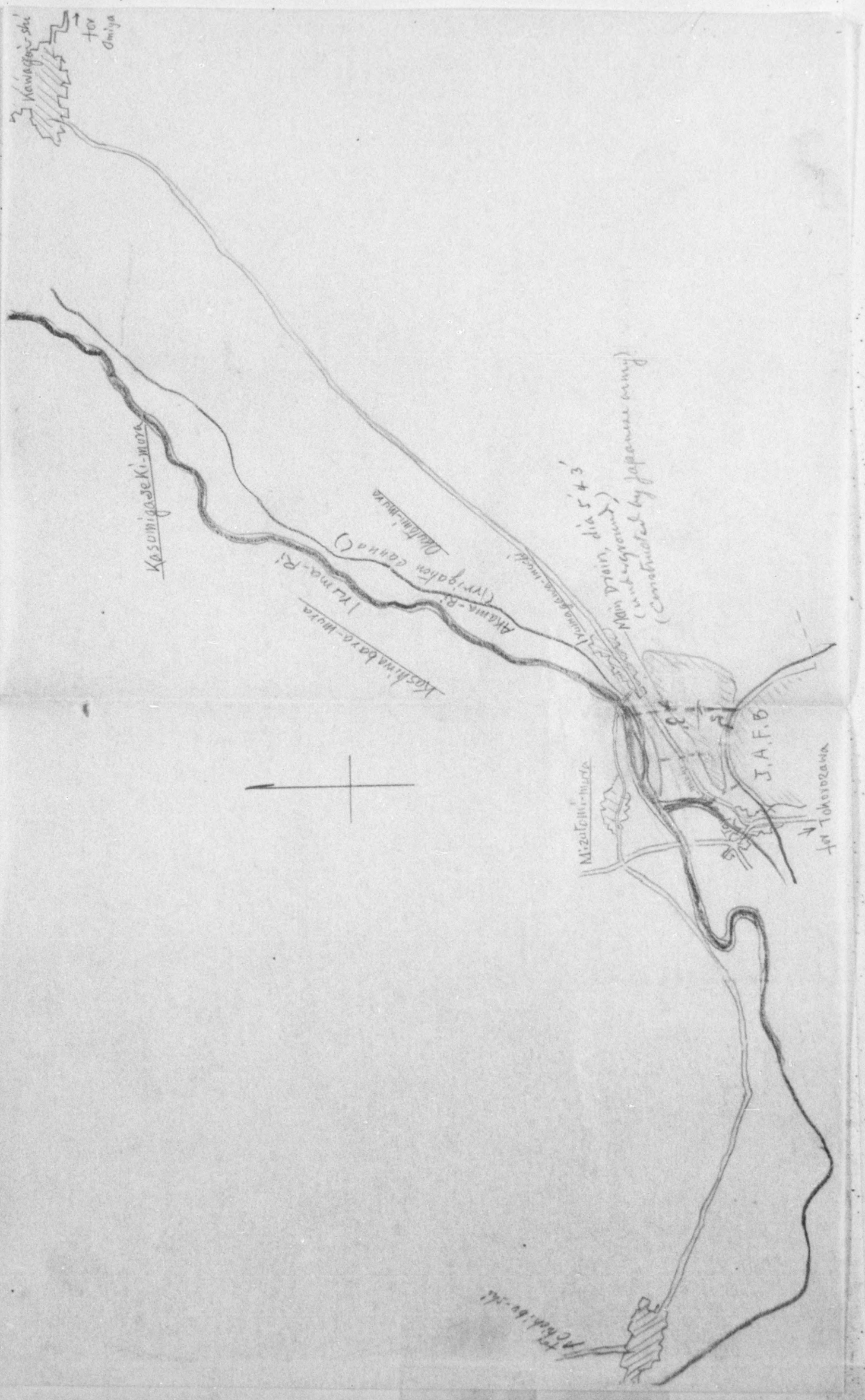

DECLASSIFIED E.O. 12065 SECTION 3-402/NNDG NO. 775 013

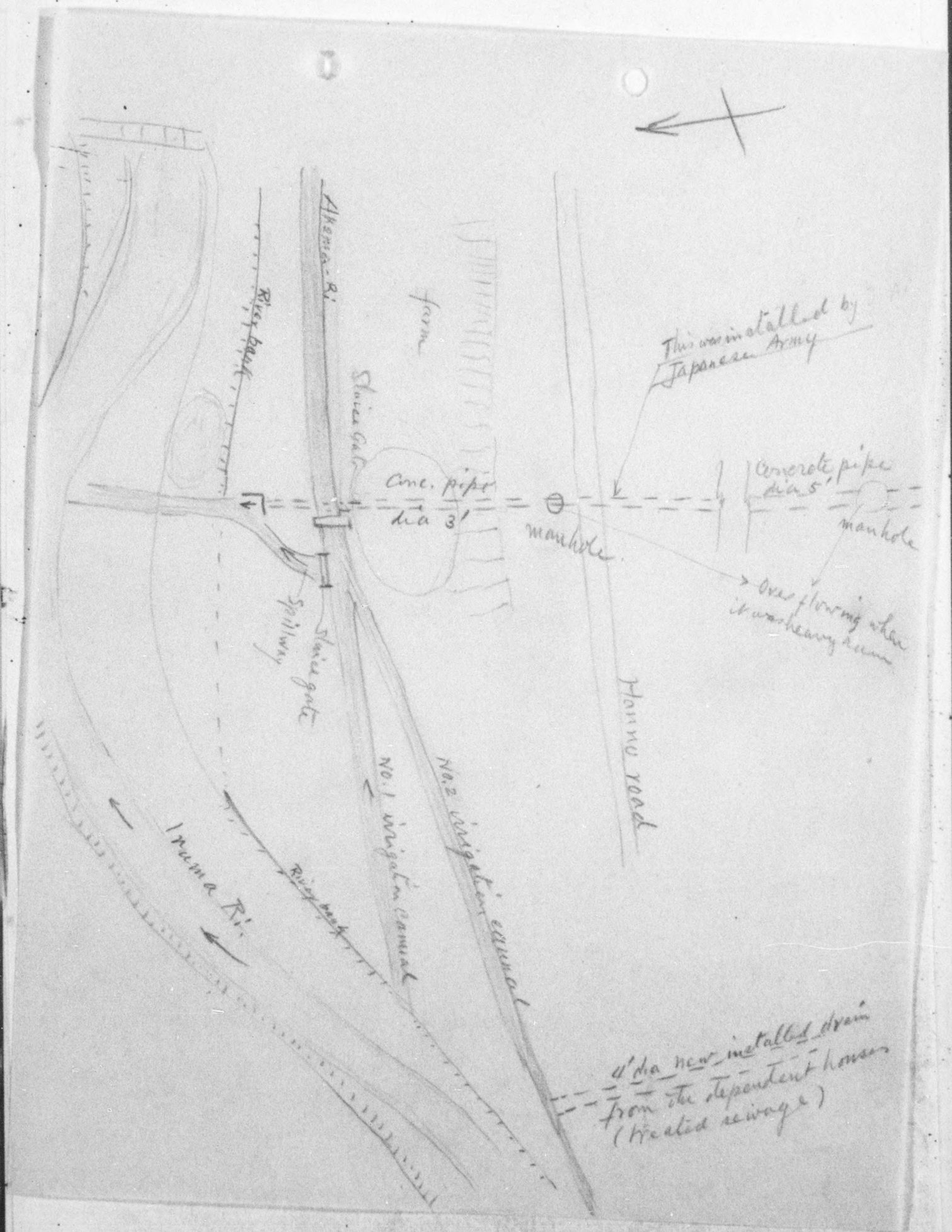

DECLASSIFIED E.O. 12065 SECTION 3-402/NNDG NO. 775 013

SLO-115

MONTHLY REPORT of SANITARY ENGINEERING & FOOD SANITATION

25 Feb. 1951

Name of Prefetcure: *SAITAMA* Month Ending: 31 Jan. 1951

			This Month	Previous Month
Rodent Control	No. of Traps distributed		33,151	40,272
	No. of Baits distributed		75,051	69,280
	No. of Rats collected		43,927	40,769
	No. of Teams Engaged	Central Office	1,183	1,198
		Health Centers	115	123
		Total Man Days	5,200	2,937
Insect Control	No. of Person dusted		90,285	101,392
	No. Installation sprayed		5,293	2,596
	No. Dwellings sprayed		14,891	27,302
	Sprayed Aceage (Sq.Km)		1,549	1,759
	No. of Teams Engaged	Central Office	1,214	1,048
		Health Centers	102	103
		Total Man Days	6,771	6,866
Water Supply	Total Consumption (Month)		721,200	741,700
	Chlorine added (PPH)		1.32	1.40
	Chlorine Residual (PPH)		0.6	0.6
	No. of Analyses		0	0
Nightsoil Collection	By Pref. Laborers		1,168	1,264
	By Farmers		35,998	42,240
	Total		37,166	43,504
Garbage Collection	Occupation		150	
	Indigenous		7,760	4,142

		No. of Licensed	No. of Closed	No. of Inspected	Total No. Installation
Food Sanitation	Restaurant	6			563
	Ration Restaurant	2			40
	Tea Room	1	1	51	2,132
	Bakery				269
	Quick Lunch Shop	44	14	394	1,533
	Flour Mill				1,615
	Canday Factory	32		174	676
	Ice Plant				12
	Sake Plant, Brewery				248
	Food Warehouse				4
	Milk Plant			19	95
	Dairy				2,921
	Slaughter House			14	14
	Meat Processing Plant			1	9
	Fishery			79	1,067
	Fish Processing Plant			2	3
	Others	3		84	405
	TOTAL	88	15	818	11,609

KCAR PH #6

Note: To be submitted to KCAR by 25th of each Month.

Received
Tokyo G.O.
25 2 24
Mail 12:30

Dr. Kana' Imamura.
Chief of Public Health Dept.
Saitama Pref. Government

DECLASSIFIED E.O. 12065 SECTION 3-402/NNDG NO. 775 013

MONTHLY REPORT
of
SANITARY ENGINEERING & FOOD SANITATION

SLO-35

25 Jan. 1951

Name of Prefetcure : *SAITAMA* Month Ending : 31 Dec. 1950

			This Month	Previous Month
Rodent Control	No. of Traps distributed		40,272	37,844
	No. of Baits distributed		69,280	62,934
	No. of Rats collected		40,769	26,934
	No. of Teams Engaged	Central Office	1,198	677
		Health Centers	123	64
		Total Man Days	2,937	2,810
Insect Control	No. of Person dusted		101,392	70,179
	No. Installation sprayed		2,596	3,601
	No. Dwellings sprayed		27,302	29,367
	Sprayed Aceage (Sq.Km)		1,759	1,837
	No. of Teams Engaged	Central Office	1,048	1,053
		Health Centers	103	131
		Total Man Days	6,866	7,369
Water Supply	Total Consumption (Month)		741,700	675,000
	Chlorine added (PPH)		1.40	1.50
	Chlorine Residual (PPH)		0.6	0.8
	No. of Analyses		0	0
Nightsoil Collection		By Pref. Laborers	1,264	743
		By Farmers	42,240	62,333
		Total	43,504	63,076
Garbage Collection		Occupation		
		Indigenous	4,142	5,060

		No. of Licensed	No. of Closed	No. of Inspected	Total No. Installation
Food Sanitation	Restaurant	3			557
	Ration Restaurant	2			38
	Tea Room	1		11	2,132
	Bakery				269
	Quick Lunch Shop	48	7	381	1,503
	Flour Mill				1,615
	Canday Factory	76		132	644
	Ice Plant				12
	Sake Plant, Brewery				248
	Food Warehouse				4
	Milk Plant			6	95
	Dairy			14	14
	Slaughter House	1	1	3	9
	Meat Processing Plant		1	98	1,067
	Fishery				3
	Fish Processing Plant			71	402
	Others				2,921
	TOTAL	131	9	716	11,533

Remarks

Note: To be submitted to KCAR by 25th of each Month.

No. newly licensed during Dec.

Restaurants & ration restaurants are included in quick lunch shop

KCAR PH #6

RECEIVED
K.L.O.O.
26 1. 25
(EMB/9)

Dr. Kanai Susumu
Chief of Public Health Dept.
Saitama Pref. Government

DECLASSIFIED E.O. 12065 SECTION 3-402/NNDG NO. 775 013

SLO-1,076

MONTHLY REPORT
of
SANITARY ENGINEERING & FOOD SANITATION

Name of Prefetcure : *SAITAMA* Month Ending : 30 Nov. 1950

25 Dec. 1950

			This Month	Previous Month
Rodent Control	No. of Traps distributed		37,844	39,493
	No. of Baits distributed		62,934	32,487
	No. of Rats collected		26,934	40,324
	No. of Teams Engaged	Central Office	677	831
		Health Centers	64	66
		Total Man Days	2,810	4,538
Insect Control	No. of Person dusted		70,179	48,109
	No. Installation sprayed		3,601	4,596
	No. Dwellings sprayed		29,367	92,729
	Sprayed Aceage (Sq.Km)		1,837	2,982
	No. of Teams Engaged	Central Office	1.053	1,365
		Health Centers	131	252
		Total Man Days	7,369	20,721
Water Supply	Total Consumption (Month)		675,000	680,000
	Chlorine added (PPH)		150	150
	Chlorine Residual (PPH)		0.8	0.9
	No. of Analyses		0	0
Nightsoil Collection	By Pref. Laborers		743	704
	By Farmers		62,333	67,029
	Total		63,076	67,733
Garbage Collection	Occupation			60
	Indigenous		5,060	7,485

		No. of Licensed	No. of Closed	No. of Inspected	Total No. Installation
Food Sanitation	Restaurant	556	1	109	554
	Ration Restaurant	35		12	35
	Tea Room	2,133	2	117	2,131
	Bakery			18	269
	Quick Lunch Shop	1,460	5	345	1,455
	Flour Mill				1,614
	Canday Factory	568		76	568
	Ice Plant	12			12
	Sake Plant, Brewery				248
	Food Warehouse			1	4
	Milk Plant	95		13	95
	Dairy			41	2,921
	Slaughter House	14		14	14
	Meat Processing Plant	9		9	9
	Fishery			428	1,068
	Fish Processing Plant	3		3	3
	Others	4		114	402
	TOTAL	4,889	8	1,298	11,402

KCAR PH #6

Note: To be submitted to KCAR by 25th of each Month.

RECEIVED
KLCO
25 12 28
ATR

H. Kanai Sakamoto

Chief of Public Health Dept.
Saitama Pref. Government

DECLASSIFIED E.O. 12065 SECTION 3-402/NNDG NO. 775 013

MONTHLY REPORT
of
SANITARY ENGINEERING & FOOD SANITATION

24 Nov. 1950

SLO-978

Name of Prefetcure : *SAITAMA* Month Ending : 31 Oct. 1950

			This Month	Previous Month
Rodent Control	No. of Traps distributed		39,493	35,367
	No. of Baits distributed		32,487	28,949
	No. of Rats collected		40,324	37,238
	No. of Teams Engaged	Central Office	831	816
		Health Centers	66	66
		Total Man Days	4,538	4,045
Insect Control	No. of Person dusted		48,109	47,365
	No. Installation sprayed		4,596	4,736
	No. Dwellings sprayed		92,729	113,201
	Sprayed Aceage (Sq.Km)		2,982	4,152
	No. of Teams Engaged	Central Office	1,365	1,401
		Health Centers	252	314
		Total Man Days	20,721	21,715
Water Supply	Total Consumption (Month)		680,000	750,000
	Chlorine added (PPH)		150	130
	Chlorine Residual (PPH)		0,9	0,8
	No. of Analyses		0	0
Nightsoil Collection		By Pref. Laborers	704	695
		By Farmers	67,029	70,823
		Total	67,733	71,518
Garbage Collection		Occupation	60	68
		Indigenous	7,485	7,545

		No. of Licensed	No. of Closed	No. of Inspected	Total No. Installation
Food Sanitation	Restaurant	546		145	546
	Ration Restaurant	31		14	31
	Tea Room	2,110		143	2,110
	Bakery			30	269
	Quick Lunch Shop	1,425	4	426	1,421
	Flour Mill				1,614
	Canday Factory	537		98	537
	Ice Plant	11		1	11
	Sake Plant, Brewery				248
	Food Warehouse				4
	Milk Plant	95		23	95
	Dairy			38	2,921
	Slaughter House	14		14	14
	Meat Processing Plant	9		9	9
	Fishery			213	1,065
	Fish Processing Plant	3		3	3
	Others	3		146	400
	TOTAL	4,784	4	1,303	11,298

KCAR PH #6

Note: To be submitted to KCAR by 25th of each Month.

Dr. Kanai Susumu.
Chief of Public Health Dept.
Saitama Pref. Government

Received K.C.U.A.O. 25.11.25 TIME

DECLASSIFIED E.O. 12065 SECTION 3-402/NNDG NO. 775 013

SL0-894

MONTHLY REPORT of SANITARY ENGINEERING & FOOD SANITATION

25 Oct. 1950

Name of Prefetcure : *SAITAMA* Month Ending : 30 Sept. 1950

			This Month	Previous Month
Rodent Control	No. of Traps distributed		35,367	36,944
	No. of Baits distributed		28,949	28,457
	No. of Rats collected		37,238	32,751
	No. of Teams Engaged	Central Office	816	712
		Health Centers	66	64
		Total Man Days	4,045	3,422
Insect Control	No. of Person dusted		47,365	56,415
	No. Installation sprayed		4,736	4,775
	No. Dwellings sprayed		113,201	114,251
	Sprayed Aceage (Sq.Km)		4,152	4,042
	No. of Teams Engaged	Central Office	1,401	1,460
		Health Centers	314	276
		Total Man Days	21,715	19,314
Water Supply	Total Consumption (Month)		750,000	850,060
	Chlorine added (PPH)		1.30	1.50
	Chlorine Residual (PPH)		0.8	0.8
	No. of Analyses		0	0
Nightsoil Collection	By Pref. Laborers		695	504
	By Farmers		70,823	71,818
	Total		71,599	72,362
Garbage Collection	Occupation		68	68
	Indigenous		7,545	7,702

		No. of Licensed	No. of Closed	No. of Inspected	Total No. Installation
Food Sanitation	Restaurant	535		123	535
	Ration Restaurant	27		6	27
	Tea Room	2,108		60	2,108
	Bakery				
	Quick Lunch Shop	1,375		374	1,375
	Flour Mill				1,614
	Canday Factory	519		138	519
	Ice Plant	10			10
	Sake Plant, Brewery				248
	Food Warehouse				4
	Milk Plant	95		7	95
	Dairy			35	2,921
	Slaughter House	14		14	14
	Meat Processing Plant	9	1	9	9
	Fishery			70	1,065
	Fish Processing Plant	3	1	3	3
	Others	1		147	400
	TOTAL	4,696	2	986	11,216

KCAR PH #6

Note: To be submitted to KCAR by 25th of each Month.

No. of Licensed became clear as the result of reinvestigation made about those licensed before the Pref. Government Office was burned down.

Dr. Kanai Sukuma.
Chief of Public Health Dept.
Saitama Pref. Government

RECEIVED K.C.A.R. 25 1025 PMG

DECLASSIFIED E.O. 12065 SECTION 3-402/NNDG NO. 775 013

SLO-796

MONTHLY REPORT of SANITARY ENGINEERING & FOOD SANITATION

Name of Prefetcure : *SAITAMA* Month Ending : 31 Aug. 1950

			This Month	Previous Month
Rodent Control	No. of Traps distributed		36,944	19,360
	No. of Baits distributed		28,457	226,150
	No. of Rats collected		32,751	35,263
	No. of Teams Engaged	Central Office	712	459
		Health Centers	64	108
		Total Man Days	3,422	4,135
Insect Control	No. of Person dusted		56,415	45,951
	No. Installation sprayed		4,775	18,513
	No. Dwellings sprayed		114,251	295,462
	Sprayed Aceage (Sq.Km)		4,042	4,526
	No. of Teams Engaged	Central Office	1,460	1,958
		Health Centers	276	583
		Total Man Days	19,314	28,534
Water Supply	Total Consumption (Month)		890,060	846,060
	Chlorine added (PPH)		1.50	1,35
	Chlorine Residual (PPH)		0.8	0.8
	No. of Analyses		0	0
Nightsoil Collection		By Pref. Laborers	504	965
		By Farmers	71,818	108,624
		Total	72,362	109,589
Garbage Collection		Occupation	66	64.5
		Indigenous	7,702	8,971

		No. of Licensed	No. of Closed	No. of Inspected	Total No. Installation
Food Sanitation	Restaurant	151		213	593
	Ration Restaurant	26	1	5	27
	Tea Room	848	1	132	2,117
	Bakery			85	267
	Quick Lunch Shop	628	6	146	1,375
	Flour Mill				1,614
	Canday Factory	406		197	1,419
	Ice Plant	15		15	15
	Sake Plant, Brewery				248
	Food Warehouse				4
	Milk Plant			2	2
	Dairy			1,500	2,921
	Slaughter House			14	14
	Meat Processing Plant			6	8
	Fishery			650	1,658
	Fish Processing Plant			5	4
	Others		5	210	550
	TOTAL	2,076	11	3,180	12,836

KCAR PH #6

Note: To be submitted to KCAR by 25th of each Month.

No. of Licenses does not include those before the Pref. Gov't Office was burned down.

Received G.H.Q. 25 0 .5

Dr. Karen Suenson.
Chief of Public Health Dept.
Saitama Pref. Government

DECLASSIFIED E.O. 12065 SECTION 3-402/NNDG NO. 775 013

SLO-694

MONTHLY REPORT of SANITARY ENGINEERING & FOOD SANITATION

25 Aug. 1950

Name of Prefetcure : *SAITAMA* Month Ending : 31 July

			This Month	Previous Month
Rodent Control	No. of Traps distributed		19,368	23,531
	No. of Baits distributed		226,150	281,614
	No. of Rats collected		35,263	42,825
	No. of Teams Engaged	Central Office	459	633
		Health Centers	108	140
		Total Man Days	4,135	5,239
Insect Control	No. of Person dusted		45,951	49,537
	No. Installation sprayed		18,513	16,852
	No. Dwellings sprayed		295,462	264,513
	Sprayed Aceage (Sq.Km)		4,526	3,834
	No. of Teams Engaged	Central Office	1,958	1,283
		Health Centers	583	592
		Total Man Days	28,534	24,158
Water Supply	Total Consumption (Month)		846,060	844,060
	Chlorine added (PPH)		1.35	1.30
	Chlorine Residual (PPH)		0.8	0.8
	No. of Analyses		0	0
Nightsoil Collection		By Pref. Laborers	965	993
		By Farmers	108,624	115,377
		Total	109,589	116,370
Garbage Collection		Occupation	64.5	64
		Indigenous	8,971	9,183

		No. of Licensed	No. of Closed	No. of Inspected	Total No. Installation	
Food Sanitation	Restaurant	103		231	545	
	Ration Restaurant	27		20	27	
	Tea Roon	373	2	179	2,043	
	Bakery			28	267	
	Quick Lunch Shop	596	5	286	1,349	
	Flour Mill				1,614	a.
	Canday Factory	340		469	1,353	
	Ice Plant	15		15	15	
	Sake Plant, Brewery				248	b.
	Food Warehouse				4	
	Milk Plant			1,586	2,378	
	Dairy	99	1	19	98	
	Slaughter House			13	13	
	Meat Processing Plant			8	8	
	Fishery			794	1,657	
	Fish Processing Plant			4	4	
	Others	560		218	555	
	TOTAL	2,113	8	3,870	12,178	

KCAR PH #6

Note: To be submitted to KCAR by 25th of each Month.

No. of licensed does not include those before the Pref. Gov't. Office was burned down.

a. Including polished cereals, powder and starch.
b. Including Sake, Miso and Soy.

Received K.L.O.O. 25 8 25 TIME

Dr. Kazuo Sakamoto
Chief of Public Health Dept.
Saitama Pref. Gov't.

DECLASSIFIED E.O. 12065 SECTION 3-402/NNDG NO. 775 013

SLO-612

MONTHLY REPORT of SANITARY ENGINEERING & FOOD SANITATION

25 July 1950

Name of Prefetcure : *SAITAMA* Month Ending : 30 June 1950

			This Month	Previous Month
Rodent Control	No. of Traps distributed		23,531	21,618
	No. of Baits distributed		281,614	231,925
	No. of Rats collected		42,825	38,250
	No. of Teams Engaged	Central Office	633	527
		Health Centers	140	113
		Total Man Days	5,239	4,237
Insect Control	No. of Person dusted		49,537	56,132
	No. Installation sprayed		16,852	12,641
	No. Dwellings sprayed		264,513	246,396
	Sprayed Aceage (Sq.Km)		3,834	3,625
	No. of Teams Engaged	Central Office	1,283	1,121
		Health Centers	592	538
		Total Man Days	24,158	21,386
Water Supply	Total Consumption (Month)		844,060	675,240
	Chlorine added (PPH)		1.30	1.30
	Chlorine Residual (PPH)		0.8	0.6
	No. of Analyses		0	0
Nightsoil Collection		By Pref. Laborers	993	983
		By Farmers	115,377	103,246
		Total	116,370	104,229
Garbage Collection	Occupation		64	63
	Indigenous		9,183	8,262

		No. of Licensed	No. of Closed	No. of Inspected	Total No. Installation
Food Sanitation	Restaurant	101	-	162	543
	Ration Restaurant	27	1	3	32
	Tea Room	335	-	149	2,007
	Bakery	-	-	33	265
	Quick Lunch Shop	579	2	345	1,330
	Flour Mill	-	-	-	1,614 X a
	Canday Factory	173	-	184	1,346
	Ice Plant	15	-	-	15
	Sake Plant, Brewery	-	-	-	185 X b
	Food Warehouse	-	-	-	4
	Milk Plant	3	-	3	3
	Dairy	97	-	1,500	2,380
	Slaughter House	-	-	13	13
	Meat Processing Plant	-	-	8	8
	Fishery	-	-	500	1,005
	Fish Processing Plant	-	-	4	4
	Others	560	5	300	555
	TOTAL	1,890	8	3,204	11,309

KCAR PH #6

Note: To be submitted to KCAR by 25th of each Month.
No. of licensed does not include those before the Prefectural Government Office was burned down.

X a Including polished cereals, powder and starch.
X b Including Sake, Miso and Soy.

Dr. Kanai Iwamura.
Chief of Public Health Dept.
Saitama Pref. Gov't.

Received
K.L.O.G.
25.7.25
TIMB

DECLASSIFIED E.O. 12065 SECTION 3-402/NNDG NO. 775 013

clean Pgg

SLO-495

MONTHLY REPORT of SANITARY ENGINEERING & FOOD SANITATION

24 June 1950

Name of Prefecure : *SAITAMA* Month Ending : 31 May '50

			This Month	Previous Month
Rodent Control	No. of Traps distributed		21,618	30,572
	No. of Baits distributed		231,925	563,457
	No. of Rats collected		38,250	71,762
	No. of Teams Engaged	Central Office	527	873
		Health Centers	113	141
		Total Man Days	4,237	7,426
Insect Control	No. of Person dusted		56,152	102,004
	No. Installation sprayed		12,641	7,799
	No. Dwellings sprayed		246,396	166,609
	Sprayed Aceage (Sq.Km)		3,625	2,595
	No. of Teams Engaged	Central Office	1,121	801
		Health Centers	538	542
		Total Man Days	21,386	13,083
Water Supply	Total Consumption (Month)		675,240	671,240
	Chlorine added (PPH)		1.30	0.86
	Chlorine Residual (PPH)		0.6	0.4
	No. of Analyses		0	0
Nightsoil Collection	By Pref. Laborers		983	991
	By Farmers		103,246	99,158
	Total		104,229	100,149
Garbage Collection	Occupation		63	65
	Indigenous		8,262	5,824

		No. of Licensed	No. of Closed	No. of Inspected	Total No. Installation
Food Sanitation	Restaurant	86	-	50	528
	Ration Restaurant	27	-	6	33
	Tea Room	320	3	174	1,992
	Bakery	-	-	-	-
	Quick Lunch Shop	529	7	367	1,282
	Flour Mill	-	-	-	1,614 * a
	Canday Factory	355(pastry cakes		118	1,328 * b
	Ice Plant	15 makers)		4	15
	Sake Plant, Brewery	-	-	5	185 * c
	Food Warehouse	-	-	-	4
	Milk Plant	3	-	-	3
	Dairy	95	-	12	95
	Slaughter House	-	-	13	13
	Meat Processing Plant	8	-	8	8
	Fishery	-	-	1,000	1,065
	Fish Processing Plant	-	-	4	4
	Others	565	-	420	565
	TOTAL	2,003	10	2,169	8,734

KCAR PH #6

Note: To be submitted to KCAR by 25th of each Month.

No. of licensed does not include those before the Prefectural Government Office was burned down.

* a. Including polished cereals, powder and starch.
* b. Including dry cake and wheat gluten cake.
* c. Including Sake, Miso and Soy.

Chief of Public Health Dept.

DECLASSIFIED E.O. 12065 SECTION 3-402/NNDG NO. 775 013

DRAFT File Saitama water Supply

HEADQUARTERS
KANTO CIVIL AFFAIRS REGION
APO 500

CWA/mch

KPH 671.1

11 April 1950

MEMORANDUM FOR: The Governor
Saitama Prefecture
4 spaces

THRU: Kanto Liaison & Coordination Office
Tokyo-To Liaison Office
4 spaces

SUBJECT: Kami Kogemori Water System

5 spaces

1. The town of Komi Kogemori is serviced by an inadequate, poorly constructed water system. The present system is actually only a ~~semi~~ partially enclosed ~~open~~ pipe system having no treatment or means of purification. The source is open to contamination and is a menace to the health of the community. This system is owned by a water supply association, backed by the Chichibu Cement Company which is one of the largest users of the water. Together with the prefectural authorities the town decided by vote of the local assembly to put in a small treatment plant and distribution system ~~in March~~ April 1949. However, as all persons concerned, even members of the water association originally verbally agreed to allow the town to take over the entire supply work of the town which would also include two other very simple water distribution sections no written agreement was made. However, after the prefecture subsidized the program and actual work was completed to about 60%, and more money was to be borrowed to finish the construction, pressure was brought to bear to forbid the loan until complete agreement between the water association and the town was reached. The leaders of the association backed by the Cement Company are now doing all in their power to prevent the settlement through delaying tactics. The reasons ~~evidently being~~ are the association wanting money from the town to eliminate the old system and the fear of the Cement Company that it will be requested to financially aid the construction and/or pay for the water in the future.

a. The present system is a definite health hazard.
b. The town desires the new system as evidenced by the vote of the local community.
c. The Saitama Prefecture Health Department feels the present system entirely inadequate.
d. The health of the town is being endangered by a small pressure group which has done nothing to improve the old system for many years.

2. Therefore recommend that corrective action be taken with the least practical delay so that the planned system be put into operation and the community be benefitted thereby.

FOR THE CHIEF:

5 spaces

GEO. B. NIBLOCK Jr.
Major, Infantry
Deputy Chief

DECLASSIFIED E.O. 12065 SECTION 3-402/NNDG NO. 775 013

4 Jun
2/5/96

Intermediate Information on Complication of Kagemori-mura, Saitama Pref.

Dr. Kanai (Chief of Sanitation Sect.) visited on 12 May, in order to inform latest course of the problem on Kagemori-mura water supply.

1. On 4 May, received G.H.Q. Memorandum (dated 20 April 50) (it is too slow)

2. On 5 May transmitted this Memo. to Kagemori-mura & let to confer this problem betw. the opponents.

3. On 12 May, the conclusion of the above conferrence is to be informed by village headman to Saitama Pref. Gt.

DECLASSIFIED E.O. 12065 SECTION 3-402/NNDG NO. 775 013

4 Main requests of the opponents
Water supply to factories, to be operated by them, using the most parts of their own existing equipments
Drinking water supply, to be supplied by New W. W.

5 Saitama Pref. G. will inform the results to G.H.Q on 15 May.

6 But, this information may not ~~be~~ signify settlement of this problem

Check possibility of Town's right of water having expired 31 March 1950.

DECLASSIFIED E.O. 12065 SECTION 3-402/NNDG NO. 775 013



DECLASSIFIED E.O. 12065 SECTION 3-402/NNDG NO. 775 013

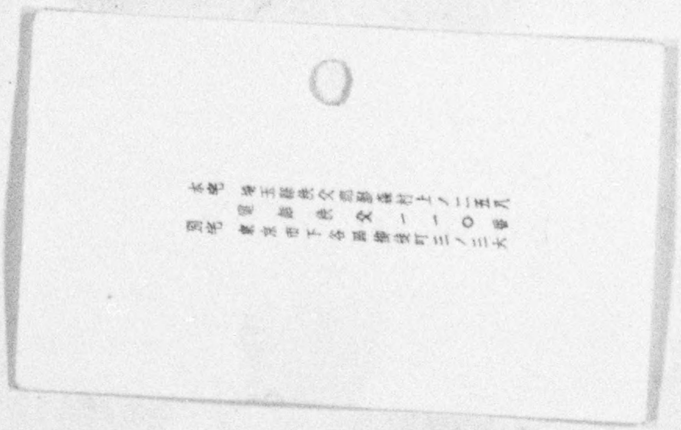

775 013

DECLASSIFIED E.O. 12065 SECTION 3-402/NNDG NO.

木材、建具、家具類一貫作業
埼木一六四九号、埼製五九八号登録工場
實業木工有限會社
資材係 大久保佐平

DECLASSIFIED E.O. 12065 SECTION 3-402/NNDG NO. 775 013

1950年7月20日

APO 719

KPIH 6711

陸軍省

一

陸軍省人事部長

東京地方軍事連絡部総務課長

上陸許可通知について

標記については下記要領により通知されたい。

記

一、通知は別紙様式による上陸許可書を発行し、これを本人に交付する方法によること。

二、上陸許可書は一部作成し、原則として本人に交付すること。

三、上陸許可書には有効期間を記入すること。

四、上陸許可書の発行は、原則として本人の所属する軍隊の指揮官又は人事担当官の署名によること。

五、上陸許可書の発行は、原則として本人の所属する軍隊の指揮官又は人事担当官の署名によること。

一、一九四九年四月以後縣の補助金のたすけにより小規模な処理場と新しい配水施設の工事が始められた併しどちらかと云ふと薄弱な理由によつて此の工事が約六割完成した処で所用の計画が進捗しなくなった

二、此の件に就いて貴方の注意を喚起する次第である上影森のため村民の衛生のため何時新水道施設が使用される物になるかその大体の日に就いて一九五〇年五月十五日迄に報告書を提出されたい

本部長に代り
陸軍歩兵少佐
次長　ジョージ　ビー　ニブロック

DECLASSIFIED E.O. 12065 SECTION 3-402/NNDG NO. 775 013

DECLASSIFIED E.O. 12065 SECTION 3-402/NNDG NO. 775 013

HEADQUARTERS
KANTO CIVIL AFFATRS REGION

VT/ah

KPH 671.1

20 April 1950

MEMORANDUM FOR: The Governor
Saitama Prefecture

THPU: Kanto Liaison and Coordination office

SUBJECT: Kami Kagemori Water System

1. The town of Kami Kagemori, Saitama prefecture, has an inadequate, poorly constructed water supply system. It is a partially enclosed pipe system, having no treatment or means of purification. The source is open to contamination and is a menace to the health of the community.

2. After April 1949, work, supported by a prefectural subsidy, was begun on a small treatment plant and new distribution system. For rather tenuous reasons, progress on this program ceased after it was about 60% completed.

3. This matter is brought to your attention. A report is desired, on or before 15 May 1950 as to the approximate date that the new water system will be in operation for the benefit and action of Kami Kagemori.

FOR THE CHIEF:

Geo B Niblock Jr

CEO. B. NIBLOCK JR

KPH 691.1

20 April 1950

MEMORANDUM FOR: The Governor
Saitama Prefecture

THRU: Kanto Liaison and Coordination office

SUBJECT: Kami Kagemori Water System

1. The town of Kami Kagemori, Saitama prefecture, has an inadequate, poorly constructed water supply system. It is a partially enclosed pipe system, having no treatment or means of purification. The source is open to contamination and is a menace to the health of the community.

2. After April 1949, work, supported by a prefectural subsidy, was begun on a small treatment plant and new distribution system. For rather tenuous reasons, progress on this program ceased after it was about 60% completed.

3. This matter is brought to your attention. A report is desired, on or before 15 May 1950 as to the approximate date that the new water system will be in operation for the benefit and health of Kami Kagemori.

FOR THE CHIEF:

Geo. B. Viblock

GEO. B. VIBLOCK JR
Major, Infantry
Deputy Chief

DECLASSIFIED E.O. 12065 SECTION 3-402/NNDG NO. 775 013

DECLASSIFIED E.O. 12065 SECTION 3-402/NNDG NO. 775 013

THE GOVERNMENT OF SAITAMA PREFECTURE

15 May 1950

SLO-382

SUBJECT: CONCERNING KAMI-KAGEMORI WATER SYSTEM

THRU : KANTO LIAISON AND COORDINATION OFFICE

TO : MAJOR NIBLOCK, DEPUTY CHIEF OF HQ. KANTO CIVIL AFFAIRS REGION

The memorandum under date of 20 April 1950 requiring the answer was immediately communicated to the authorities of Kagemori-mura and the attached answer was received that the work shall be completed within 120 days from the 12th of May. I will make efforts to encourage the village authorities to expedite the work, but as I am not directly concerned in the operation, I cannot exactly answer for the date of completion for the following reasons.

Reason

1. The Budgetary and financial measures of Kagemori-mura concerning the construction works of water-way are not yet taken completely for the current year.

2. The village headman resigned because he was prosecuted on the suspect of illegal act concerning the disaster reconstruction work of Okikawa-bori of the same village, and the Sub-headman also resigned for a different reason.

Therefore, village headman's election is going to be held on 20 June and it is feared that the construction work of it may be influenced by the new headman.

3. There are still some persons among the members of Kagemori-mura Water-way Association who are strongly opposed to the work, so the firm resolution of the village authorities is required.

Yuichi Ohsawa
YUICHI OHSAWA
Governor of Saitama Pref.

N/K/I

DECLASSIFIED E.O. 12065 SECTION 3-402/NNDG NO. 775 013

(Attached Sheet No.1)

KAGE-HATSU-124 12 May 1950

TO : YUICHI OHSAWA, GOVERNOR OF SAITAMA PREF.

SUBJECT: ANSWER TO YOUR LETTER DATED 9 MAY 1950

I hereby promise that the work shall be completed within 120 days from 12 May 1950.

TAKEICHI KOIKE
Clerk Acting for the head-
man of Kagemori-mura

DECLASSIFIED E.O. 12065 SECTION 3-402/NNDG NO. 775 013

(Attached Sheet No.2)

11 May, 1950

Copy of the Bill presented at the Village Assembly.

Bill No. 28 Bill concerning the answer to be made to the Memorandum transmitted to us from Pref. Government under date of 9 May.

Bill was presented by

TAKEICHI KOIKE
Clerk acting for the Head-man of Kagemori-mura

DECLASSIFIED E.O. 12065 SECTION 3-402/NNDG NO. 775 013

MONTHLY REPORT
of
SANITARY ENGINEERING & FOOD SANITATION

SLO-401

25 May 1950

Name of Prefetcure : *SAITAMA* Month Ending : 30 April

			This Month	Previous Month
Rodent Control	No. of Traps distributed		30,572	34,738
	No. of Baits distributed		563,457	473,015
	No. of Rats collected		74,762	115,842
	No. of Teams Engaged	Central Office	87 873	536
		Health Centers	141	175
		Total Man Days	7,426	9,347
Insect Control	No. of Person dusted		102,004	89,734
	No. Installation sprayed		7,799	4,463
	No. Dwellings sprayed		166,609	16,128
	Sprayed Aceage (Sq.Km)		2,595	220
	No. of Teams Engaged	Central Office	801	496
		Health Centers	542	148
		Total Man Days	13,083	8,988
Water Supply	Total Consumption (Month)		671,240	670,000
	Chlorine added (PPH)		0.86	0.85
	Chlorine Residual (PPH)		0.4	0.4
	No. of Analyses		0	0
Nightsoil Collection	By Pref. Laborers		991	372
	By Farmers		99,158	17,417
	Total		100,149	17,789
Garbage Collection	Occupation		65	73
	Indigenous		5,824	4,063

		No. of Licensed	No. of Closed	No. of Inspected	Total No. Installation
Food Sanitation	Restaurant	81		87	523
	Ration Restaurant	27		3	33
	Tea Room	309		115	1,995
	Bakery			32	267
	Quick Lunch Shop	487	2	228	1,247
	Flour Mill				1,614 * a.
	Canday Factory	343(pastry cakes		88	1,316 * b.
	Ice Plant	15 makers)		3	15
	Sake Plant, Brewery			10	185 * c.
	Food Warehouse				4
	Milk Plant	3			3
	Dairy	95			95
	Slaughter House	13		13	13
	Meat Processing Plant	6		6	6
	Fishery				1,065
	Fish Processing Plant	4			4
	Others	565		320	565
	TOTAL				

KCAR PH #6

Note: To be submitted to KCAR by 25th of each Month.

No. of licensed does not include those before the Prefectural Government Office was burned down.

* a. Including polished cereals, powder and starch.
* b. Including dry cake and wheat gluten cake.
* c. Including Sake, Miso and Soy.

Received
K.L.O.O.
25.5.25
TIME

Dr Kenji Inouye
Chief of Public Health Dept.

DECLASSIFIED E.O. 12065 SECTION 3-402/NNDG NO. 775 013

HEADQUARTERS
KANTO CIVIL AFFAIRS REGION
APO 500

VT/ah

20 April 1950

KPH 671.1

MEMORANDUM FOR: The Governor
Saitama Prefecture

Final draft

THRU: Kanto Liaison and Coordination Office

SUBJECT: Kami Kogemori Water System

1. The town of Kami Kogemori, Saitama Prefecture, has an inadequate, poorly constructed water supply system. It is a partially enclosed pipe system, having no treatment or means of purification. The source is open to contamination and is a menace to the health of the community.

2. After April 1949, work, supported by a prefectural subsidy, was begun on a small treatment plant and new distribution system. For rather tenuous reasons, progress on this program ceased after it was about 60% completed.

3. This matter is brought to your attention. A report is desired, on or before 15 May 1950, as to the approximate date that the new water system will be in operation for the benefit and health of Kami Kogemori.

FOR THE CHIEF:

GEO B. NIBLOCK JR.
Major, Infantry
Deputy Chief

DECLASSIFIED E.O. 12065 SECTION 3-402/NNDG NO. 775 013

MONTHLY REPORT
of
SANITARY ENGINEERING & FOOD SANITATION

SLO-311 25 April 1950

Name of Prefetcure : *SAITAMA* Month Ending : 31 March

			This Month	Previous Month
Rodent Control	No. of Traps distributed		34,738	21,838
	No. of Baits distributed		473,015	233,220
	No. of Rats collected		115,842	69,757
	No. of Teams Engaged	Central Office	536	563
		Health Centers	175	150
		Total Man Days	9,347	5,733
Insect Control	No. of Person dusted		89,734	279,547
	No. Installation sprayed		4,463	2,049
	No. Dwellings sprayed		16,128	16,472
	Sprayed Aceage (Sq.Km)		220	254
	No. of Teams Engaged	Central Office	496	569
		Health Centers	148	140
		Total Man Days	8,988	8,381
Water Supply	Total Consumption (Month)		670,000	669,841
	Chlorine added (PPH)		0.85	0.79
	Chlorine Residual (PPH)		0.4	0.31
	No. of Analyses		0	11
Nightsoil Collection	By Pref. Laborers		372	297
	By Farmers		17,417	16,584
	Total		17,789	16,881
Garbage Collection	Occupation		73	60
	Indigenous		4,068	2,749

		No. of Licensed	No. of Closed	No. of Inspected	Total No. Installation
Food Sanitation	Restaurant	80		45	522
	Ration Restaurant	24		7	33
	Tea Room	302		107	1,988
	Bakery			36	267
	Quick Lunch Shop	467	9	222	1,229
	Flour Mill			10	1,614 ※ a.
	Canday Factory	322(pastry cakes		158	1,295 ※ b.
	Ice Plant	15	makers)	1	15
	Sake Plant, Brewery			5	185 ※ c.
	Food Warehouse				4
	Milk Plant			2	2
	Dairy			1,000	2,388
	Slaughter House			13	13
	Meat Processing Plant			6	6
	Fishery			500	1,230
	Fish Processing Plant			5	8
	Others	9		350	550
	TOTAL	1,219	9	2,467	11,349

KCAR PH #6

Note: To be submitted to KCAR by 25th of each Month.

No. of licensed does not include thoge before the Prefectural Government Office was burned down.

※a. Including polished cereals, powder and starch.
※b. Including dry cake and wheat gluten.
※c. Including Sake, Miso and Soy.

25.4.25

Dr. Kanai Sneiman.
Chief of Public Health Dept.

DECLASSIFIED E.O. 12065 SECTION 3-402/NNDG NO. 775 013

HEADQUARTERS
KANTO CIVIL AFFAIRS REGION
APO 500

CWA/yn

KPH 671.1

12 April 1950

MEMORANDUM FOR: The Governor
Saitama Prefecture

THRU: Kanto Liaison & Coordination Office

SUBJECT: Kami Kogemori Water System

1. The town of Komi Kogemori is serviced by an inadequate, poorly constructed water system. The present system is actually only a partially enclosed pipe system having no treatment or means of purification. The source is open to contamination, and is a menace to the health of the community. This system is owned by a water supply association, backed by the Chichibu Cement Company which is one of the largest users of the water. Together with the prefectural authorities the town decided by vote of the local assembly to put in a small treatment plant and distribution system in April 1949. However, as all persons concerned, even members of the water association originally verbally agreed to allow the town to take over the entire supply work of the town (which would also include two other very simple water distribution sections), no written agreement was made. However, after the prefecture subsidized the program and actual work was completed to about 60%, and more money was to be borrowed to finish the construction, pressure was brought to bear to forbid the loan until complete agreement between the water association and the town was reached. The leaders of the association backed by the Cement Company are now doing all in their power to prevent the settlement through delaying tactics. The reasons are the association wanting money from the town to eliminate the old system and the fear of the Cement Company that it will be requested to financially aid the construction and/or pay for the water in the future.

a. The present system is a definite health hazard.

b. The town desires the new system as evidenced by the vote of the local community.

c. The Saitama Prefecture Health Department feels the present system entirely inadequate.

d. The health of the town is being endangered by a small pressure group which has done nothing to improve the old system for many years.

DECLASSIFIED E.O. 12065 SECTION 3-402/NNDG NO. 775 013

KPH 671.1 12 April 1950
Subject: Kami Kogemori Water System

2. Therefore recommend that corrective action be taken with the least practical delay so that the planned system be put into operation and the community be benefited thereby.

FOR THE CHIEF:

GEO. B. NIBLOCK JR.
Major, Infantry
Deputy Chief

DECLASSIFIED E.O. 12065 SECTION 3-402/NNDG NO. 775 013

SLO-205

MONTHLY REPORT of SANITARY ENGINEERING & FOOD SANITATION

25 March 1950

Name of Prefetcure : *SAITAMA* Month Ending : 28 Feb. 1950

			This Month	Previous Month
Rodent Control	No. of Traps distributed		21,838	8,922
	No. of Baits distributed		233,220	578,780
	No. of Rats collected		69,757	56,837
	No. of Teams Engaged	Central Office	563	314
		Health Centers	150	22
		Total Man Days	5,733	4,564
Insect Control	No. of Person dusted		279,547	11,938
	No. Installation sprayed		2,049	279
	No. Dwellings sprayed		16,472	2,451
	Sprayed Aceage (Sq.Km)		254	
	No. of Teams Engaged	Central Office	569	314
		Health Centers	140	22
		Total Man Days	8,381	6,520
Water Supply	Total Consumption (Month)		669,841 m³	700,912 m³
	Chlorine added (PPH)		0.79 PPM	0.5 PPM X)a
	Chlorine Residual (PPH)		0.31 "	0.5 "
	No. of Analyses		11	Not conducted
Nightsoil Collection		By Pref. Laborers	297	
		By Farmers	16,584	
		Total	16,881	
Garbage Collection		Occupation	60	
		Indigenous	2,749	328

		No. of Licensed	No. of Closed	No. of Inspected	Total No. Installation	
Food Sanitation	Restaurant	80		64	522	
	Ration Restaurant	24		21	33	
	Tea Room	293		197	1,979	
	Bakery				251	
	Quick Lunch Shop	417		586	1,188	
	Flour Mill			5	1,614	X b
	Canday Factory	251(pastry cakes)		73	1,224	X c
	Ice Plant	15		3	15	
	Sake Plant, Brewery			10	185	X d
	Food Warehouse				4	
	Milk Plant			2	2	
	Dairy			1,588	2,388	
	Slaughter House			13	13	
	Meat Processing Plant			6	6	
	Fishery			1,200	1,234	
	Fish Processing Plant	1		7	8	
	Others	3		511	541	
	TOTAL					

KCAR PH #6

Note: To be submitted to KCAR by 25th of each Month.

No. of licensed does not include these before the Prefectural Government Office was burned down.

* a. Figures of previous report are amended as these.
* b. Including polished cereals, powder and starch.
* c. Including dry cake and wheat gluten cake manufacturers.
* d. Including Sake, Miso & Soy.

Received K.L.O.O. 25.3.23 TIME

Dr. Kanai Ameyama
Chief of Public Health Dept.

DECLASSIFIED E.O. 12065 SECTION 3-402/NNDG NO. 775 013

CE Pyy
Chalk

SL0-123

MONTHLY REPORT of SANITARY ENGINEERING & FOOD SANITATION

25 Feb., 1950.

Name of Prefetcure : *SAITAMA* Month Ending : 31 Jan., 1950.

			This Month	Previous Month
Rodent Control	No. of Traps distributed		8,922	
	No. of Baits distributed		578,780	
	No. of Rats collected		56,837	
	No. of Teams Engaged	Central Office	314	
		Health Centers	22	
		Total Man Days	4,564	
Insect Control	No. of Person dusted		11,938	
	No. Installation sprayed		279	
	No. Dwellings sprayed		2,451	
	Sprayed Aceage (Sq.Km)			
	No. of Teams Engaged	Central Office	314	
		Health Centers	32	
		Total Man Days	6,520	
Water Supply	Total Consumption (Month)		400 kgs.	400 kgs.
	Chlorine added (PPM)		0.5 PPM	0.5 PPM.
	Chlorine Residual (PPM)		0.3 "	0.3 "
	No. of Analyses		Not conducted	Not conducted
Nightsoil Collection	By Pref. Laborers			
	By Farmers			
	Total			
Garbage Collection	Occupation			
	Indigenous		328 tons	

		No. of Licensed	No. of Closed	No. of Inspected	Total No. Installation
Food Sanitation	Restaurant	42		107	484
	Ration Restaurant	24	1	22	33
	Tea Room	281	4	177	1,975
	Bakery			30	251
	Quick Lunch Shop	403	8	366	1,174
	Flour Mill		1	4	709 Not licence-system
	Canday Factory	232(pastry cakes)		64	894 (including dry sweets)
	Ice Plant	15		5	15
	Sake Plant, Brewery			9	116
	Food Warehouse				4.Not licence-system
	Milk Plant	3			3
	Dairy	93			93
	Slaughter House	13			13
	Meat Processing Plant	5			5
	Fishery				1,065
	Fish Processing Plant	4			4
	Others	403	5	100	398
	TOTAL	1,518	19	884	7,236

KCAR PH #6

Note: To be submitted to KCAR by 25th of each Month.

Chief of Public Health Dept.

DECLASSIFIED E.O. 12065 SECTION 3-402/NNDG NO. 775 013

Saitama Prefecture

Sanitation Typhus control

9 Feb. 50

發疹チフス防疫対策実施要綱（案）

昭和二五、二、四 防疫課

目的

発疹チフスの流行は防疫対策の実施強化と戦後社会情勢の好転とによって殆んど防止し得たのであったが、最近東京都に集団発生が見られ又全国各地に散発している状況である。よってこの防疫の恒久的対策は本要綱に従い平常時における防疫対策の計画的実施と発生時の迅速確実な防疫実施によって国内に残存する病毒を絶滅することを目的とする。尚発疹熱等の本病に類似疾患の予防も併せて実施するものとする。

要領

一、平常時の処置

(一) 発生注意場所の確認

浮浪者の実状及びその集散場所、木賃宿、警察留置場、養育院、養老院、孤児院、伝染病院、砿鉱山、工場等の宿舎その他の不潔場所について虱、蚤、鼠の棲息状況を頻回に調査し又それら不良環境の改善について積極的指導を行うこと。

(二) 教育及び思想普及

イ、防疫従事者に対し繰返し教育を行い、一般を指導し得る能力を養うこと。

ロ、一般に対しては正確な知識に基いて自ら進んで虱、蚤、鼠の駆除を行うよう指導すること。

ハ、患者発生時に備え予め宣伝用資材を準備し又報導機関に対し協力を得られるよう

DECLASSIFIED E.O. 12065 SECTION 3-402/NNDG NO. 775 013

打合せを行っておくこと。

(三)

D.D.T粉末散布

イ 前記注意場所の対象については風の棲息状況に応じ毎週一回乃至毎月一回

%DDT撒布による駆虱を年間定期的に行うこと。

ロ 警察留置場等の收容施設の対象者については定期的撒布の外新に出入する收容者についてその都度DDT撒布を行うこと。

ハ 鉄道駅等に集散する浮浪者のDDT撒布実施については関係当局の充分な協力を得ること。

ニ 密入国者については発見の都度DDT撒布を行うこと。

ホ 撒布に際しては撒布技術の適正化を図ると共に風について撒布前と撒布後二十四時間の状況を屢々調査すること(別添DDT使用法参照)

(四)

イ 浮浪者集散場所交通機関及びその附属施設、社会事業施設、共同宿舎、共業場、公衆浴場、病院及び警察留置場等に対する二%リゾール加五%菜液(最終液が二%のリゾールを含有するもの)噴霧を毎月一回の割で年間定期的に実施する。但し人の移動少くこの必要の少い所では更に噴霧間隔を延してもよい。(別添DDT使用法参照)

ロ DDT噴霧の実施主体について刑務所、國立の社会事業施設等では夫々機関がこれに当り国鉄、私鉄交通機関、共業場では夫々営業者がこれを実施すること。

DECLASSIFIED E.O. 12065 SECTION 3-402/NNDG NO. 775 013

八 府県のDDT計画は綜合的実施計画に基いて最も効果的に行かれる様定例打合会を開く等関係者の充分な協力を得ること。

(五) 発生注意場所の検病調査

発生注意場所においては医師の受診を期待し得ないからDDT撒布の都度検病調査を行い患者の早期発見に努めること。

(六) 予防接種

イ. 汚染者については毎年臨時の予防接種を行うこと。

ロ. 汚染者に接触する機会の多い者(一部の交通関係者を含む)防疫従事者及び関係者等に対し毎年予防接種を受けるよう指導すること。

(七) 医師の協力

開業医師に対し文書、講習会、懇談会等を通じ患者の早期発見、届出等について関心を高めること。

(八) 防疫班の編成

イ. DDT撒布班、検病調査班、予防接種班等の編成については必要な人員を速かに機動性ある活動が出来るよう準備して置くこと 又必要な資材を整備しておくこと。

ロ. DDT撒布班員についてはDDT撒布の手技等につき練習し、教育を行うこと。

DECLASSIFIED E.O. 12065 SECTION 3-402/NNDG NO. 775 013

(九) 実施成績報告

別紙様式(一)により平常時発疹チフス防疫実施成績月報を翌月二十日迄に厚生省防疫課に送付すること。

二、発生時の処置

(一) 患者の発生報告

報告は直ちに電報又は電話によって行うこと。(別紙様式(二)による)患者発生書面報告は別紙様式(三)によること。(転症、転帰を含む)なお統計、調査部長での諸報告は従来通りである。

(二) 診断

イ、臨床所見、ワイルフェリックス反応、補体結合反応及び出来得ればリケッチア凝集反応も加え、これら結果に基き総合的に診断を行う。

ロ、患者の総てについて血清学的診断を行うこと。但し検査に要する血清の採取、処理等については別紙「発疹チフス、発疹熱患者の血清検査用血清の処理について」によること。

(三) 患者隔離

発疹チフス及びその疑ある患者はDDTの撒布実施後直ちに高離施設に高離すること。

四 健康高離

情況に応じ十二日間の自宅高離を行いその間の指導と監視に注意すること。

五 DDT撒布

DECLASSIFIED E.O. 12065 SECTION 3-402/NNDG NO. 775 013

患家、その周囲一〇〇米以内の者（最少五〇〇名）及びその関係者（住宅地）において着衣、寝具等に対し患者発生直後第一回の石丁撒布を行い一週乃至十日後に二回目の撒布を行うこと。

(六) 予防接種

前記同一対象者について直ちに臨時予防接種を行うこと。

(七) 疫学調査

イ 系統調査

患者発生に際しては直ちに系統調査を開始し系統地の地域に及ぶことが判明したときは直ちにその地域の担当者に通報し完全な調査結果に基いて防疫措置を行うようにすること。

ロ 接病調査

患者発生の時からその患者による二次の感染患者発生の恐れがなくなるまで（最短潜伏期間）接病調査を継続実施すること。

(八) 教育宣伝

流行についての警告、患者発生情報等を速かに防疫担当者及び医師に通知し関心を高めるようにすること。

一般に対しては予防計画に基いて速かに防疫思想の啓発に努めること。

DECLASSIFIED E.O. 12065 SECTION 3-402/NNDG NO. 775 013

(九) 実施成績月報
別紙様式(三)、(四)、(五)のとおり。

昭和25年1月以降発疹チフス患者日別発生表

1949
25.2.4現在

県別＼日別	9	10	11	12	13	14	15	16	17	18	19	20	21	22	23	24	25	26	27	28	29	30	31	2/1	2	3	計	昨年(1-13) 患者	死者
北海道																												4	
青森																													
岩手																													
宮城																										1	1		
秋田																												13	3
山形																													
福島										1																			
茨城																										1		8	
栃木																												5	
群馬																													
埼玉	1										1																		
千葉																								1		3		1	
東京	1			3		1			1	2	6	8		4	1	1	10	4	9	1	8	2	6	13	12	93		3	
神奈川																												16	1
新潟																												11	
富山																													
石川																													
福井																													
山梨																													
長野															1													3	
岐阜																									1			2	
静岡	1						1		1																	3		3	
愛知																													
三重																													
滋賀																													
京都																												26	1
大阪												1														1		4	
兵庫																												7	
奈良																												3	
和歌山								1																		1		1	
鳥取	1																											10	
島根																												1	
岡山																												5	1
広島																												7	
山口																													
徳島																													
香川																													

DECLASSIFIED E.O. 12065 SECTION 3-402/NNDG NO. 775013

東京	1				3		1			1	2	6	8		4	1	1	10	4	9	1	8	2	6	13	12	43	16	1
神奈川																												11	
新潟																													
富山																													
石川																													
福井																													
山梨																												3	
長野																1											1		
岐阜																												2	
静岡																													
愛知	1							1		1																	3	3	
三重																													
滋賀																													
京都																												26	1
大阪													1														1	4	
兵庫																												7	
奈良																												3	
和歌山									1																		1	1	
鳥取																												10	
島根																												1	
岡山																												5	1
広島																												7	
山口																													
徳島																													
香川																												7	
愛媛																													
福岡																												15	
長崎			1						1				1	1													4	35	
熊本										1																	1	14	
大分																													
高知																													
宮崎																													
鹿児島																												1	
計	3		1		3		1	7	2	4	3	6	10	1	4	2	1	10	4	9	1	8	2	6	14	13	109	210	6
昨年同期	8	7	1		1				3	3	1	3	2	1		1	2			1	1					1	37		

DECLASSIFIED E.O. 12065 SECTION 3-402/NNDG NO. 775013

DECLASSIFIED E.O. 12065 SECTION 3-402/NNDG NO. 775 013

Report on the plan of works to be executed during December.

Chief of Sanitation Sect.,
Public Health Dept.

(1) As to the attendance at the Milk and Meat Sanitation Conference under the auspices of the Welfare Ministry.

Prefectural-dispatched officials in charge are scheduled to attend the above-mentioned conference which is to be held in Maebashi City on 25 and 26 Nov., 1949.

(2) As to the opening of the study-conference of the duties of public health section chiefs in 6 cities.

For the purpose of contributing to the operation of public health administration, early December, 1949 a liaison conference concerning the duties of public health section chiefs at 6 cities in this prefecture and prefectural authorities concerned will be held at the Gyoda City Office, according to the time-honoured custom.

(3) As to the execution of the simultaneous rodent control.

Since we established the regular rodent control plan to be executed for three times, in September, December and March after the end of last year, as the means for epidemic disease prevention and for preventing damages brought by rodents upon foodstuffs, we have made excellent results everytime of the execution and under these efforts we are now devoting ourselves to reconstruct the Sanitary Saitama. As the next month is the appointed term of the execution, we will mobilize staffs of each health center on 21 December and execute the 3rd rodent control simultaneously in all cities towns and villages throughout the prefecture, expecting all right in public health.

(4) As to propagation of laws concerning the prevention of rabies.

For the purpose of making the people understand the essentials of prevention of rabies and strengthening the prevention movement, the above-mentioned laws have been enacted of late, to be effective after 1 December, 1949, so, in order to make the general people understand the essential purport of the laws throughly, we have a plan to divide each prefectural health center into several places during December, and hold gun-conferences convening officials concerned.

DECLASSIFIED E.O. 12065 SECTION 3-402/NNDG NO. 775 013

File
Petitions

14 January 1950

MEMO FOR RECORD

This attached petition requires the R & U Section of Camp King located in Omiya to supply water to a group of houses which was formerly part of a Japanese army installation. It would probably be of some benefit to those living there. Their present water supply is of limited amount and of doubtful quality. However, the army authorities have said that sufficient amounts of water for the personnel in the camp and for fire protection are not available and the camp has no right to furnish the Japanese population. Control of the shut off valves is located outside of the army compound and Japanese or army personnel friendly to the Japanese have repeatedly open their valves. Actually for over a month during the period of 3 October to December 1949, water was available to the Japanese. Other small areas outside the compound do receive water from the camp. The reason for this is said to be the fact that Japanese employed for the army are living in these districts. Actually the army has no reason to serve them and the condition of the system, pumps etc. are not good putting an additional burden on it. The army engineers in charge of the R & U Section are basically carried. Inasmuch as the area is on Procurement Demand they can do what ever is deemed necessary by the occupying unit.

C. W. Allen

C. W. ALLEN
Sanitary Engineer

DECLASSIFIED E.O. 12065 SECTION 3-402/NNDG NO. 775 013

Lab Complaints

Kanto Liaison & Coordination Office

Japanese Government

KLO No. 319 6 January 1950

TO : Chief, Kanto Civil Affairs Region

FROM : Kanto Liaison & Coordination Office

SUBJECT: Application for Supply of Drinking Water

Submitted for your kind consideration is an application of dwellers of the former Workers' Residences of the Tokyo Military Arsenal at Omiya City, Saitama Prefecture for supply of drinking water from Camp King.

KANTO
Liaison & Coordination Office

KANTO LIAISON AND COORDINATION OFFICE · JAPANESE GOVERNMENT

K. Imajō for
I. Kawasaki Director

(S. Saiga, officer in charge)

DECLASSIFIED E.O. 12065 SECTION 3-402/NNDG NO. 775 013

6 Jan., 1950

SLO-10

SUBJECT: FORWARDING OF PETITION FOR THE SUPPLY OF DRINKING WATER

THRU : KANTO LIAISON & COORDITION OFFICE

TO : KANTO CIVIL AFFAIRS REGION
(Attention: Chief, Public Health Sect.)

I hereby forwerd to you the petition received from Akira Eda and 52 others as per inclosure.

K. Akimoto

Keizo Akimoto
Chief of Liaison Office
Saitama Pref. Gov't.

Received
K. L. C. O.
25. 1. -7
TIME

DECLASSIFIED E.O. 12065 SECTION 3-402/NNDG NO. 775 013

24 December, 1949.

SUBJECT: PETITION REQUESTING THE SUPPLY OF DRINKING WATER

TO : KANTO CIVIL AFFAIRS REGION

We are living at the employees' houses of the former Military Arsenal, present Camp King, Omiya. We have had the supply of water from Camp King so far, but on 10 October 1949 this supply was stopped and we, 300 people of 53 families are unable to get our drinking water. We have six wells, to be sure, but the nature of soil is so bad and moreover spouting amount is so scanty that the water is unfit to be drunk, therefore we are using the water as washing water and we have had the drinking water supplied from Camp King.

If we should be left alone without the supply of drinking water, we should be obliged to have some good wells, but such wells will cost no less than 800,000 yen and this enormous expense is more than we can afford to bear. Under these circumstances, we are obliged to get our drinking water from the existing wells, but the water of these wells is so scanty as we have mentioned above and is liable to become muddy whenever even a small quantity is used and besides, it is bad for the health. Living quite near Camp King, if any contagious disease should break out among our failies, it would be a grave matter.

For the abovesaid reason the want of drinking water is the matter of death to us, therefore, on behalf of the fifty-three families, I sincerely beg you to grant us permission to have the supply of drinking water from Camp King as before.

Representive Akira Eda,

Kushibiki, Nisshin-cho, Omiya City,
Saitama Prefecture

Names of petioners:

Konosuke Naito
Akira Otabe
Seiichi Hamada
Eitaro Moroboshi
Sawaji Minoura
Saburo Mito

DECLASSIFIED E.O. 12065 SECTION 3-402/NNDG NO. 775 013

Ginjiro Ito	Shinichi Ishikawa
Hiroshi Ishikawa	Sataro Sekine
Tamataro Akiyama	Koto Hosoda
Choji Kuwabara	Ryokichi Nakayama
Hironao Miyadera	Yaei Kaneko
Kichiro Yagi	Harutoshi Eda
Kuichiro Takashima	Koichiro Watanabe
Yoshiichi Mikami	Fujisaku Hara
Shinichi Katsuta	Shinji Maezawa
Kei Kosugi	Yoshio Yuwasaki
Hiroshi Kimura	Kanki Kimura
Umeji Ishii	Yorinobu Koreeda
Kotaro Koyaku	Fusakichi Komaba
Jiro Yasuda	Shintaro Taniguchi
Risaku Komai	Shiro Hasumi
Shiro Mitaki	Kazuo Yokoyama
Yoo Morie	Masa Ichizuka
Tomihiro Mire	Mitsu Chiba
Shinjiro Wada	Keijiro Taneka
Makoto Yuwase	Motoshige Takebuchi
Kiyokichi Isoda	Toichiro Yoshimura
Yasuaki Oshima	Tadao Furukawa
Shohei Suda	Daizo Suganuma

DECLASSIFIED E.O. 12065 SECTION 3-402/NNDG NO. 775 013

13, Dec. 49.
Tue.
Clear

SAITAMA PREFECTURE

Prefectural Health Dept.

A. Asst. Inspecters Total 320.

261 Asst. Insps. ..... Situated in towns & villages
59 Asst. Insps. ..... Working in 70 teams

Asst. Insps., assigned to the Urawa Model H.C.(14 Asst. Insps. assigned) are directly paid by Pref. Gov. Average Asst. Insps' wages are as follows:

135 Yen (Wel.Minist.'s standard) 25 days .....3375 Yen
3375 Yen .....3/4 of total wages (Pref. sub.)
1125 Yen .....1/4 of total wages (Local budget)
4500 Yen

For Asst. Insps. family & district allowances are generally paid.

B. Health Centers

13 H.C. (including Urawa Model H.C.)
Under juristiction of Urawa Model H.C. 14½ teams are working:

Urawa City	7	teams
Toda Town	3	"
Warabi "	2	"
Yono "	2	"
Shigi "	½	"
Yamato "	1	"
Asaka "	1	"
Omada "	½	"
Total	14 ½	teams

C. Sanit.Teams' Activities in Urawa Model H.C.(14 teams)

1.Sept. (by Monthly report)

	Public houses	Private houses
No. of houses sprayed	500	200
Total dimension sprayed	1300 Tsubo	5000 Tsubo

2. Oct.(by monthly report) ....Cleaning campaign month

	Public houses	Private houses
No. of houses sprayed	272	6240
Total dimension sprayed	8160 Tsubo	12480 Tsubo

DECLASSIFIED E.O. 12065 SECTION 3-402/NNDG NO. 775 013

	Public houses	Private houses
No. of houses dusted		6240
Total dimension dusted		93600 Tsubo
Garbage disposed		276 Tons
(burned)		(202)
(buried)		(74)
Roads cleaned		10280 meters

Waterwerks

Waterwerks are supervised by Health Dept:
Mr. Nishihara, Sanit. Eng. of P.H. Institute and assigned to Envi.Sanit. Div. is supervising maintemace and environmental sanitary condition cooperated by Mr. Hoshino, Tokyo Univ. graduate and assigned to River Sect. of Civil Engineering Dept.

13 waterwerks
5 waterwerks .....Approved by Wel. Minist.
7 Simple waterwerks .....Approved by Pref. Gov. (6 of them completed)
1 simple waterwerks .....Not officially approved.

A. Waterworks

1) Kennan waterworks Co. (Private-owned)
7 wells
Serviced area: Urawa, Yono, Omiya
Total pupulation: 2lo,000 persons
Serviced Pupul. 65,000 "
Extension work in 1950 is an increase of driven wells in Kita-Urawa Town by 40,000,000Yen.

2) Tokorozawa waterwerks (town-owned)

3) Hano waterwerks (Town-owned)

4) Chichibu waterworks (Town-owned)

5) Fukaya Waterworks (Town-owned)

B. Simple Waterwerks

1) Owada (Ass.-owned)....Newly constructed with a subsidy of 950,000 Yen by Prefect. Gov.)

2) Takashino (Utilization Ass.-owned)

DECLASSIFIED E.O. 12065 SECTION 3-402/NNDG NO. 775 013

3) Takashino (Ass.-owned)

4) Owada (Ass.-owned)

5) Takinoiri (Ass.-owned)

6) Kagemori (Ass.-owned) .....Not officially apperved.
The above 3 waterworks supposed to be amalgamated into one waterworks ass. which will be called "Kagemori Waterworks Ass." The new Kagemori waterworks 1/3 completed with a subsidy of 1,500,000 Yen from Pref. Gov.

7) Kodama (Town-owned)

8) Kasuno (Ass.-owned)

Urawa City Health Sect. Pupulation in Urawa: 110,000

A. Sanit. Teams' Budget in 1949

7 teams in Urawa City, each consisting of 5 men through the year round, wages for 2 men(Asst. Insp. and labor chief) disbursed by Prefect. Gov.

	City cost	Pref. sub. for city	Pref.'s direct disbursement for Asst. Insp. & labor chief
Personnel wages	821,000 Yen	300,000 Yen	700,000 Yen
Materials	480,000 Yen	580,000 Yen	
Equipments	150,000 Yen		
Total	1,451,000 Yen	880,000 Yen	700,000 Yen

City budget .....1,331,000 Yen
Grand total for sanit. teams in Urawa City costs 3,031,000 Yen

B. Garbage Disposal

Trucks	2	garbage only
Incinerator	1	
Workers	22	(including 2 drivers and 4 incinerator workers)

6 truck loads being taken to incinerator daily.
City has 35 collection boxes to which people bring garbages. An increase of 5 more boxes under plan.

DECLASSIFIED E.O. 12065 SECTION 3-402/NNDG NO. 775 013

Saitama Prefecture

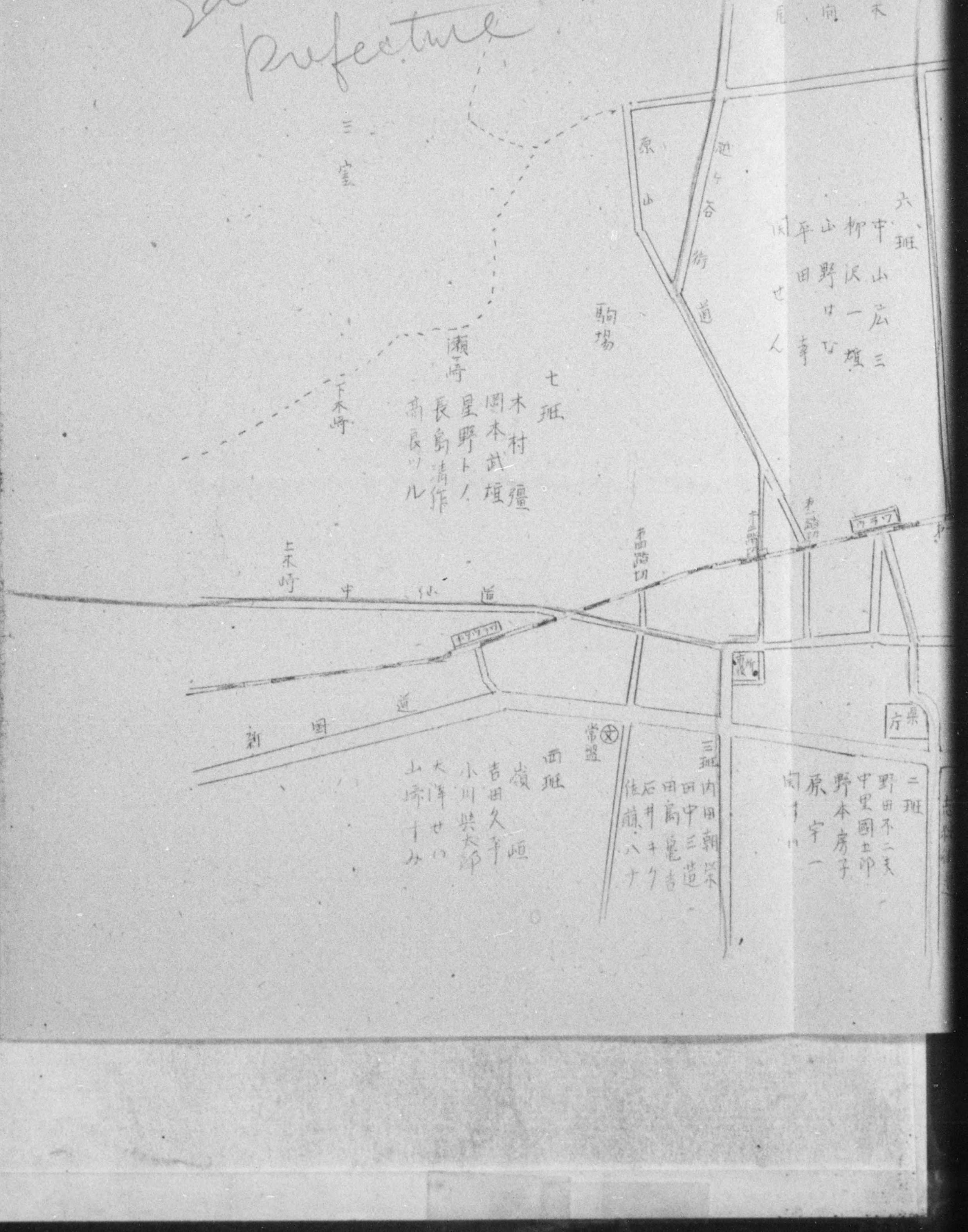

DECLASSIFIED E.O. 12065 SECTION 3-402/NNDG NO. 775 013

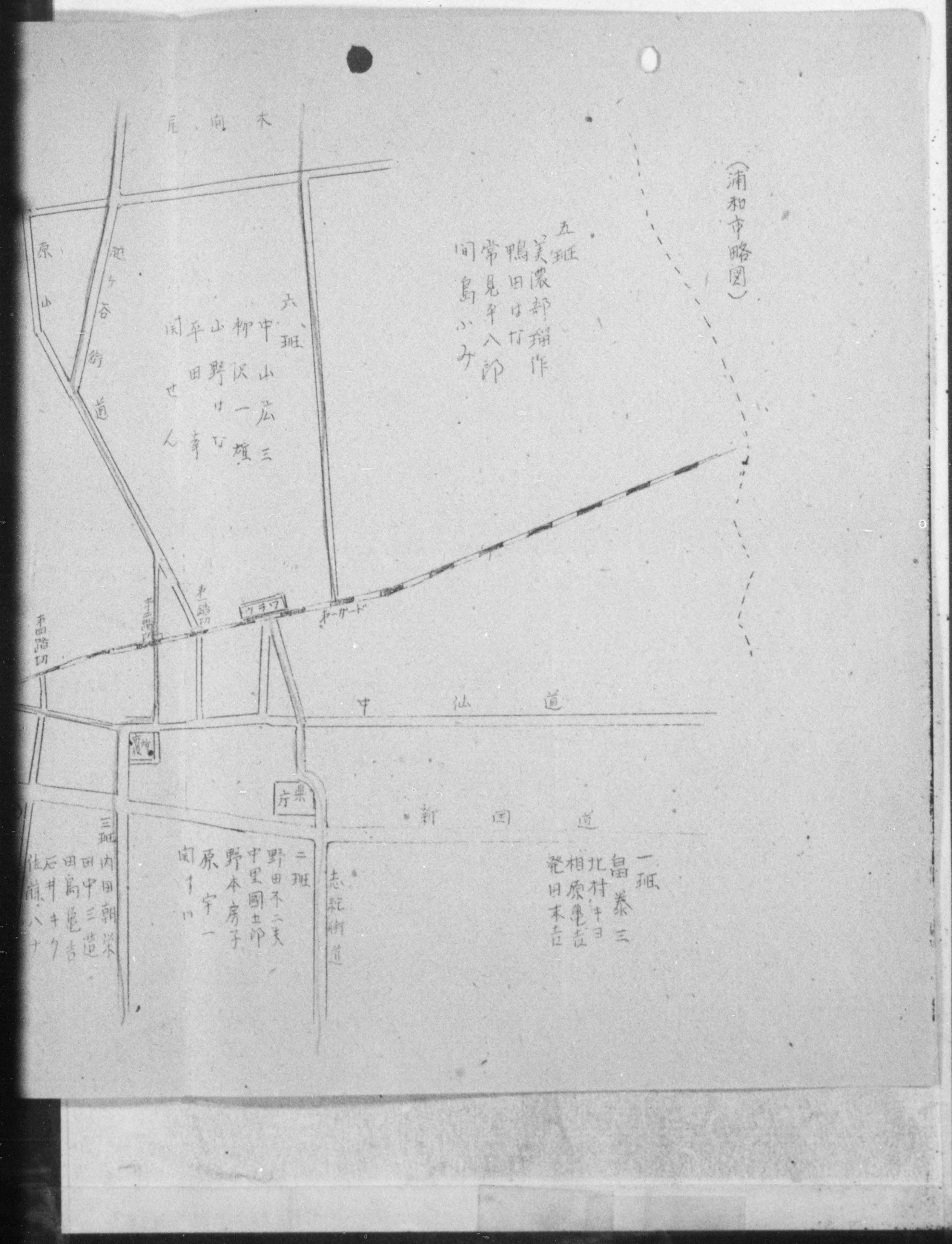

DECLASSIFIED E.O. 12065 SECTION 3-402/NNDG NO. 775 013

5, Dec. 50.
Clear. Thur.

SAITAMA PREFECTURE

Sanitation Camp King viseted.

An adjacent Japanese residential area(53 homes) which used to get water from Camp King was cut in water supply since Oct. 1949.

The reason disclosed from Camp King's R & U Office as follows:

1. Water not sufficient even in the Camp.
2. All adjacent Japanese residnetial blocks water supply is to be shut off when valeves are found.

DECLASSIFIED E.O. 12065 SECTION 3-402/NNDG NO. 775 013

In file

A

Saitama Prefecture

2, Nov.1949.

1. General Information

A. Health Dept. Organization (see chart)

11. Environmental Sanitation Teams

A. 75 teams of which 14 are directly under HCs. These are in Urawa city H.C. DISTRICT. (TOTAL H.C's = 13)

B. April-October...5-man team. November-March....2-man team.

C. 261 Ass. Sanit. Inspectors in town & villages.

D. Budget for 1949.

1) 19,210,000 Yen .....National budget subsidy.
2) 14,336,000 Yen.....Prefectural budget.
3) 11,410,000 Yen .....Citi, town etc.
4) At least 2,000,000 Yen extra according to increase need in cities. No figures actually available.
5) Average wage is 150 Yen per day.

111. Sanitary Inspectors

A. Total number 39 — 5 of these attached directly to Health Dept. in Prefec.
—34 attached to the 13 H.Cs.

An additional 40 technicians working in conjuction with inspectors , sparing 1/3 working times in licensing hotels, barbers etc. All attached to H.Cs., out of sanit. team budget.

1V. Water NISHIHARA ENGINEER IN CHARGE.

9 waterworks(7 large, 2 small)
Test carried out chemically & bacteriologically.
Most interetic diseases felt to be from contaminated food. In typhoid cases well water test done infrequently.

V. Team activities.

General insect control. Ditch cleaning. Spraying during Summer. Average amount of materials per team-a-day unknown.
Theater sprayed over 1 time per month. School, orphanage etc. sprayed also periodically or irregularly.
Buses & trains 1 time per month by private conpanies, supervised by inspectors.
Help given from city engineers. Cases of B encephalitis or horse encephalitis treated the same. Temporary Disease Prevention Group " Yoboiin" formed at times of epidemics, 1 per 5o families, usually doctorr, nurses etc.
Typhus case control work------50 meter radius, DDT dusted for everybody and blankets, innoculation by CD personnel, trap & baiting etc.

DECLASSIFIED E.O. 12065 SECTION 3-402/NNDG NO. 775 013

Garbage & Nightsoil

Farmers supposed to know the desirability of nightsoil storage. Mostly disposed by associations. Most of cities having scavenger Divs.

Winter Program

Rodent control, mosquito control for resting places will be done. Antu at people's cost, prescribed and destributed for public. Amount of antu pre-estimated and sold to public. Supplies bought from budget not sold in any case.

Garbage & Nightsoil

Farmers supposed to know the desirability of nightsoil storage. Mostly disposed by associations. Most of cities having scavenger Divs.

General

P.H.I. graduates.....3 in EnviSanit. Div.
" " .....9 in Food Sanit. Div.
Request: High school graduates with 2 or 3 years experience to be able to attend P.H.I.

Encephalitis cases: 100 in 1949
300 in 1948

Uncovering of germ carriers emphasized by Dr. Oka.