

GHQ/SCAP Records (RG 331, National Archives and Records Service)

Description of contents

- (1) Box no. 2810
- (2) Folder title/number: (39)
Statistical Report - Nagano

(3) Date: **Jan. 1951 - Apr. 1951**

(4) Subject:

Classification	Type of record
9760	c, p

(5) Item description and comment:

Nagano

(6) Reproduction: Yes No

(7) Film no.

Sheet no.

(Compiled by *National Diet Library*)

NAGANO PREFECTURAL GOVERNMENT
CHILD WELFARE SECTION

File: NLS-1923

April 25, 1951

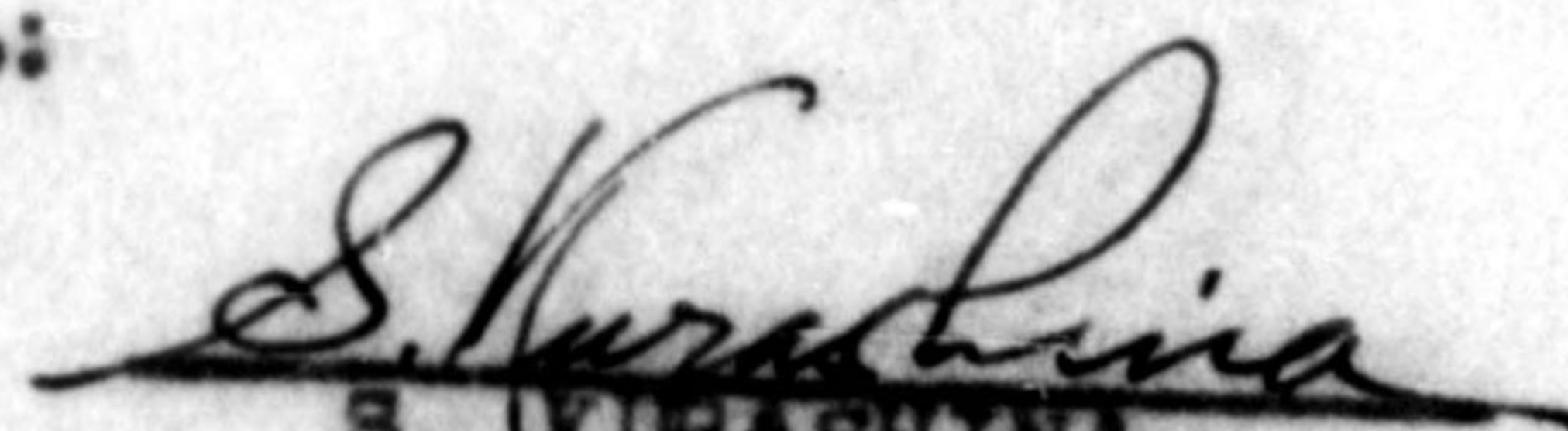
TO: Chief of Kanto Civil Affairs Region
Attention: Chief of Public Welfare Section

THROUGH: Kanto Liaison & Coordination Office

SUBJECT: Copies of Monthly Reports Required by
Welfare Ministry Regarding Child Welfare
(For March 1-31)

Herewith are submitted the said reports in compliance
with Section III of Memorandum 319.1 dated Jan. 5, '50.

For the Governor:
Deputy


S. KURASHINA,
Chief, Liaison
Section

Inclosures: As referred to above



REPORT OF POLICE OFFICERS
CENTERS BY SOURCE OF REFERRAL

Form No.76 (Part I)

Classification	Child welfare worker (Jido-iin)		Child welfare Officials (Jido-fukushishi)		Other welfare Official (Including welfare Secretary) of Prefecture, City, Town & Village		Police Proc	
	Under 14 year	14 year and over	Under 14 year	14 year and over	Under 14 year	14 year and over	Under 14 year	
Male	Cases Carried Over	5			7	2	6	
	New Cases	7	2	5	1	15	2	30
	Cases reopened	0	0	1	1	5	0	6
	Cases Referred	3	0	2	1	17	3	23
	Cases Left as of End of this Month	9	2	4	1	10	1	19
Female	Cases Carried Over	0	1	4	0	0	1	3
	New Cases	3	0	6	1	9	11	6
	Cases Reopened	1	0	0	0	3	0	0
	Cases Referred	3	1	8	1	6	11	7
	Cases Left as of End of this Month	1	0	2	0	6	1	2
Total	Cases Carried Over	5	1	4	0	7	3	9
	New Cases	10	2	11	2	24	13	36
	Cases Reopened	1	0	1	1	8	0	6
	Cases Referred	6	1	10	2	23	14	30
	Cases Left as of End of this Month	10	2	6	1	16	2	21

NUMBER OF CHILD WELFARE CENTERS BY SOURCE OF REFERRAL

Name of Prefecture: Nagano

Report for Month of March, 1951

Order	Child welfare Officials (Jido-fukushishi)		Other welfare Official (Including welfare Secretary) of Prefecture, City, Town & Village		Police or Procurator		Family Court		Family or Relatives	
	Under 14 year	14 year and over	Under 14 year	14 year and over	Under 14 year	14 year and over	Under 14 year	14 year and over	Under 14 year	14 year and over
			7	2	6				6	4
5	1	1	15	2	30	7		1	3	0
1	1	1	5	0	6	0	0	1	1	0
2	1	1	17	3	23	4	0	0	8	2
4	1	1	10	1	19	3	0	2	2	2
4	0	0	0	1	3	0	0	0	1	1
6	1	1	9	11	6	2	1	1	4	0
0	0	0	3	0	0	0	0	0	1	0
8	1	1	6	11	7	0	0	0	5	0
2	0	0	6	1	2	2	1	1	1	0
4	0	0	7	3	9	0	0	0	7	5
11	2	2	24	13	36	9	1	2	7	0
1	1	1	8	0	6	0	0	1	2	0
10	2	2	23	14	30	4	0	0	13	3
6	1	1	16	2	21	5	1	3	3	2

Form No. 76 (Part II)

NUMBER OF REFERRALS TO CHILD WELFARE CENTERS BY SOURCE OF REFERRAL

Classification		Schools		Self		Child welfare Institution	
		Under 14 year	14 year and over	Under 14 year	14 year and over	Under 14 year	14 year and over
Male	Cases Carried Over	3	0	0	1	0	3
	New Cases	1	0	0	1	0	0
	Cases Reopened	2	0	0	0	5	4
	Cases Referred	4	0	0	1	3	7
	Cases Left as of End of this Month	2	0	0	1	2	0
Female	Cases Carried Over	0	1	0	0	0	0
	New Cases	1	0	0	1	0	0
	Cases Reopened	0	0	0	0	4	0
	Cases Referred	0	1	0	1	4	0
	Cases Left as of End of this Month	1	0	0	0	0	0
Total	Cases Carried Over	3	1	0	1	0	3
	New Cases	2	0	0	2	0	0
	Cases Reopened	2	0	0	0	9	4
	Cases Referred	4	1	0	2	7	7
	Cases Left as of End of this Month	3	0	0	1	2	0

NUMBER OF REFERRALS TO CHILD WELFARE
BY SOURCE OF REFERRAL

Name of Prefecture: Nagano

Report for Month of March 1951

Age	Self		Child welfare Institution		Review Under Art 31 of Child Welfare Law		Other		Total	
	Under 14 year	14 year and over	Under 14 year	14 year and over	Under 14 year	14 year and over	Under 14 year	14 year and over	Under 14 year	14 year and over
0	0	1	0	3	0	1	0	0	27	11
0	0	1	0	0	0	0	0	0	61	14
0	0	0	5	4	0	0	0	0	20	6
0	0	1	3	7	0	1	0	0	60	19
0	0	1	2	0	0	0	0	0	48	12
1	0	0	0	0	0	0	1	0	9	4
0	0	1	0	0	0	0	0	0	30	16
0	0	0	4	0	0	0	0	0	9	0
1	0	1	4	0	0	0	0	0	33	16
0	0	0	0	0	0	0	1	0	15	4
1	0	1	0	3	0	1	1	0	36	15
0	0	2	0	0	0	0	0	0	91	30
0	0	0	9	4	0	0	0	0	29	6
1	0	2	7	7	0	1	0	0	93	35
0	0	1	2	0	0	0	1	0	63	16

NUMBER OF CASES DISPOSED OF BY CHILD WELFARE
CENTERS ACCORDING TO KIND

Form No. 77

sex	Under Art. 26, 27 and 28 of child welfare Law				
	Admonition or written Promise (1)	guidance and services of Jido-fukushishi or Jido-1in (2)	Placement under the care of Foster Home (3)	Placement in Institu- tion (4)	sub- (5)
Male	20	0	0	20	40
Female	2	1	2	13	18
total	22	1	2	33	58

o column (8) contains items of secondary mention.

CASES DISPOSED OF BY CHILD WELFARE
ACCORDING TO KIND

Name of Prefecture: Nagano

Report for month of March 1951

Art. 27 and 28 of child welfare Law			those who are not under Art. 27, 27 and 28 of child welfare Law	Total	referrals to family court under Art. 27-2 of child welfare Law
Placement under the care of foster home (3)	Placement in Institution (4)	sub-total (5)	(6)	(7)	(8)
0	20	40	39	79	0
2	13	18	31	49	0
2	33	58	70	128	0

intervention.

NUMBER OF CHILD WELFARE INSTITUTIONS BY KIND EMPLOYEES AND CA

Form No. 78

Kind of Institution	Number of Institutions	No. of Employees			
		Administrative		social	
		Male	female	Male	Female
Lying-in Home	Public	1	0	4	0
	Private	5	4	1	11
Infant Home	Public	1	0	0	3
	Private	1	0	1	6
Mother's Home	Public	10	3	3	6
	Private	1	0	3	2
Day Nursery	Public	36	14	18	117
	Private	65	40	43	216
Recreational Institution	Public	0	0	0	0
	Private	2	1	2	3
Home for dependent children	Public	0	0	0	0
	Private	10	3	17	26
Home for feeble minded children	Public	0	0	0	0
	Private	1	0	4	3
Home for sickly children	Public	0	0	0	0
	Private	1	1	2	2
Home for crippled children	Public	0	0	0	0
	Private	0	0	0	0
Home for Blind children	Public	0	0	0	0
	Private	0	0	0	0
Home for Deaf & dumb children	Public	0	0	0	0
	Private	0	0	0	0
Home for Juvenile training & education	Public	1	1	12	6
	Private	0	0	0	0
total	Public	49	21	37	132
	Private	86	48	73	269

WARE INSTITUTIONS BY KIND EMPLOYEES AND CAPACITY

Name of Prefecture: Nagano
 Report for Month of March 1951

Number of Institutions	No. of Employees						Capacity
	Administrative		social		Other		
	Male	Female	Male	Female	Male	Female	
1	1	0	4	0	0	5	20
5	2	4	1	11	1	1	32
1	1	0	0	3	0	0	5
1	1	0	1	6	0	1	13
10	4	3	3	6	0	0	233
1	0	0	3	2	0	0	45
36	14	7	18	117	17	18	2,909
65	40	14	43	216	20	21	5,156
0	0	0	0	0	0	0	0
2	1	0	2	3	4	3	235
0	0	0	0	0	0	0	0
10	3	2	17	26	2	3	306
0	0	0	0	0	0	0	0
1	0	0	4	3	0	1	20
0	0	0	0	0	0	0	0
1	1	0	2	2	0	1	50
0	0	0	0	0	0	0	0
0	0	0	0	0	0	0	0
0	0	0	0	0	0	0	0
0	0	0	0	0	0	0	0
0	0	0	0	0	0	0	0
0	0	0	0	0	0	0	0
0	0	0	0	0	0	0	0
1	1	0	12	6	2	0	80
0	0	0	0	0	0	0	0
49	21	10	37	132	19	23	3,247
86	48	20	73	269	27	31	5,857

Form No. 79

NUMBER OF CHILDREN IN CHILD WELFARE INSTITUTIONS

Kind of Institution	Public	Private	Admissions This Month					Discharges				
			Under C.W.L.		Transferred from	Not Under C.W.L.	Under C.W.L.		Transferred to	Not Under C.W.L.		
			New Admissions	Transferred from			Discharges	Transferred to				
Number of Children at end of last month	Publicly Financed	All Privately Financed	Publicly Financed	Other Institutions	Other	Publicly Financed	All Privately Financed	Other Institutions	Foster Homes	Private Pay		
Living-in Home	Public	Private	3	2		7	9	2			9	
Infant Home	Public	Private	5									
	Public	Private	12									
Mother's Home	Public	Private	293	1			1	7				
	Public	Private	31									
Day Nursery	Public	Private	3,103	15		27	42	738	16		331	
	Public	Private	5,125	41		22	90	482	139		525	
Home for dependent children	Public	Private	302	20	3		23	4		3		
Home for weak-minded children	Public	Private	25					1				
Home for physically children	Public	Private	29		7		7	2				
Home for crippled children	Public	Private										
Home for blind children	Public	Private										
Home for deaf & dumb children	Public	Private										
Home for juvenile training & education	Public	Private	75	1			1	1				
Total	Public	Private	3,876	17		27	44	746	16		331	
	Public	Private	5,527	70	27	3	29	129	491	139	3	534

CHILDREN IN CHILD WELFARE INSTITUTIONS

Name of Prefecture: Nagano

Report for Month of March 1951

This Month	Discharges This Month										No. of Children Ran Away Less Than 30 days But Case Not Closed		No. of Children Ran Away More than 30 days. But Case Not Closed			
	Not Under C.W.L.		Under C.W.L.				Not Under C.W.L.		Total	Number of Children as of end of this Month	Action taken	No Action taken		Action taken		
	Privately Pay	Others	Publicly financed All Private-ly financed	to Other Institutions	C.W.L. Homes	Private Pay	Other	Deaths				No Action taken	Action taken	No Action taken	Action taken	
	7	9	2			9			11	1						
		1	7						7	5						
	27	42	738	16		331			1,085	2,060						
	22	90	482	139		525			1,146	4,069						
		23	4		3				7	318		2				
			1						1	24						
		7	2						2	34						
		1	1						1	75		1	2			
	27	44	746	16		331			1,093	2,427		1	2			
	29	129	491	139	3	534			1,167	4,489		2				

PLACED IN FOSTER
HOMES AND TRANSFERS OF FOSTER PARENTS

Name of Prefecture: Nagano
Report for Month of March 1951

This Month Approved		Cancelled This Month	End of This Month
7		0	214
1		0	166

change of status of children This Month				Number of Children in Foster Home End of This Month	Children ran away Less than 30 days As of end of this Month		Children ran away More than 30 days As of end of this Month	
For separation from Homes		Transfers from Foster Home			Action taken	No Action taken	Action taken	No Action taken
Because of Age		Placed in Institutions		94				
Ran Away and Case Closed		Returned to Own Home with Guidance			99			
Death		To Other Foster Home		193				
Others		Others						
Total		Total						

Form No. 81

NUMBER OF PERSONS IN INSTITUTIONS, FOSTER HOMES AND TEMPORARY SHELTERS WHO RECEIVED CARE UNDER C.W.L. AND EXPENDITURE

Kind of Institution	Number of Persons Received Care	Number of Persons-days stay	Boarding		Medical Care	Operating Costs	
			Food	Others		Artificial Feeding	School Lunch
Lying in Home	2	21		3,500.-	750.-		
Infant Home	17	509	26,879.-	6,048.-	7,350.-		
Mothers Home	264	8,184.-	1,544.-	48,852.-			
Day Nursery	4,210	80,639.-	139,594.-	262,792.-			120,000.-
Home for dependent children	257	7,513.-	336,175.-	203,479.-	32,784.-		7,482.-
Home for feeble minded children	25	766	39,002.-	17,629.-			
Home for sickly children	36	1,033	42,673.-	14,090.-	14,390.-		
Home for crippled children							
Home for Blind children							
Home for deaf & dumb children							
Home for Juvenile training & education	74	2,210	69,573.-	70,662.-			
Foster Home	196	6,040	233,732.-	76,402.-	2,679.-		1,122.-
Temporary shelter	32	524	26,259.-	134.-	400.-		
Total	5,113.-	107,439.-	915,431.-	703,588.-	58,353.-		128,662.-

INSTITUTIONS, FOSTER HOMES AND TEMPORARY CARE UNDER C.W.L. AND EXPENDITURE

Name of Prefecture: Nagano

Report for Month of March 1951

Institution	Operating cost					Sub-total	Administrative cost	Total
	Medical care	Artificial feeding	School Lunch	Funeral	Bringing Back			
3,500.-	750.-					4,250.-		4,250.-
6,048.-	7,350.-					40,277.-	49,694.-	89,971.-
8,852.-						50,396.-	99,956.-	150,350.-
62,792.-			120,059.-			522,445.-	1,302,250.-	1,824,695.-
103,479.-	32,784.-		7,482.-			579,920.-	268,052.-	847,972.-
17,629.-						56,631.-	45,068.-	101,699.-
4,090.-	14,390.-							
10,662.-						140,235.-	161,068.-	301,303.-
6,402.-	2,679.-		1,122.-			313,935.-		313,935.-
134.-	400.-					26,793.-	16,690.-	43,483.-
103,588.-	58,353.-		128,663.-			1,806,035.-		3,809,336.-
							2,003,301.-	

Form No. 82

NUMBER OF

Kind of Institution	Under 1 year			1 year but less than 2 years			
	M	F	T	M	F	T	
	Lyng-in Home : Mothers : Public : Children : Private : Mothers : Children						
Infant Home : Public : Children : Private : Children	2	1	3	2	0	2	
Mothers Home : Public : Mothers : Children : Others : Private : Mothers : Children : Others					2	2	
Pay nursery : Public : Children : Private : Children				1	2	3	16
Home for De- : Public : Children pendent Child- : Private : Children ren							
Home for Fee- : Public : Children ble-minded : Private : Children Children							
Home for Sick- : Public : Children ed Children : Private : Children							
Home for Crip- : Public : Children pled Children : Private : Children							
Home for Blind : Public : Children Children : Private : Children							
Home for dear & : Public : Children Dumb Children : Private : Children							
Home for Juvenile : Public : Children Training & : Private : Children Education							
Temporary : Mothers Shelter : Public : Children : Others							
Total : Public : Mothers : Children : Others : Total	2	1	3	2	2	4	4
: Private : Mothers : Children : Others : Total	4	4	4	5	3	8	17
Children entrusted : to foster parent				1	0	1	

NUMBER OF PERSONS IN CHILD WELFARE INSTITUTIONS AND IN FOSTER HOMES ACCORDING

1 year but less than 2 years			2 years but less than 3 years			3 years but less than 6 years			6 years but less than 12 years			12 years but less than 15 years	
M	F	T	M	F	T	M	F	T	M	F	T	M	F
2	0	2											
4	1	5	1	1	2		1	1					
	2	2				15	20	35	65	60	125	7	1
						1		1	7	13	10	2	
			40	39	79	672	713	1385	307	289	596		
1	2	3	168	162	330	1555	1474	3029	379	328	707		
			2	1	3	19	16	35	108	44	152	66	2
									6	2	8	4	
						2	1	3	9	18	21	2	
									5	4	9	35	
									5	3	8	1	
2	2	4	40	39	79	687	733	1420	382	356	738	43	
2	2	4	40	39	79	687	733	1420	382	356	738	43	
5	3	8	171	164	335	1572	1492	3069	509	389	898	74	
5	3	8	171	164	335	1572	1492	3069	509	389	898	74	
1	0	1	2	0	2	3	6	9	28	43	71	36	

FOSTER HOMES ACCORDING TO AGE

Name of Prefecture:
Report for Month of

Mag
Mar

Age Group	12 years but less than 15 years			15 years but less than 18 years			18 years but less than 20 years			20 years and over				
	F	T	M	F	T	M	F	T	M	F	T	M	F	T
													1	1
													92	92
60	125		7	12	19	5	4	9	2	2	4		1	1
													10	10
13	10		2	2	4	2	2	4		2	2			
89	596													
28	707													
44	152		66	27	93	27	7	34	1		1			
2	8		4	4	8	4	4	8						
18	21		2	3	5	2	3	5						
4	9		35	10	45	20	0	20	1		1			
3	8		1	1	2	3	0	3						
													92	92
356	738		43	23	66	28	4	32	3	2	5		1	1
356	738		43	23	66	28	4	32	3	2	5		92	92
													11	11
389	898		74	36	110	35	16	51	1		1			
										2	2			
389	898		74	36	110	35	16	51	1	12	13		1	1
43	71		36	31	67	24	19	43						

Name of Prefecture: Nagano
 Report for Month of March 1951.

8 years but less than 10 years	20 years and over			Total				
	F	T	M	F	T	M	F	T
				1	1		1	1
						4	1	5
						5	7	12
				92	92		92	92
2	2	4				94	100	194
				1	1		1	1
				10	10		10	10
						12	7	19
							2	2
	2	2				1019	1041	2061
						2103	1966	4069
		1						313
1		1				223	95	318
						14	10	24
						15	19	34
1		1				61	14	75
						9	4	13
				92	92		92	92
3	2	5				1187	1160	2347
				1	1		1	1
3	2	5		92	93	1187	1253	2440
				11	11		11	11
1		1				2372	2104	4476
	2	2					2	2
1	12	13		1	1	2372	2117	4489
						94	99	198

WANDERING CHILDREN IN INSTITUTION

Name of Prefecture: Nagano
 Report for Month of March 1951

Others		Transfers from Institution		Total		Action Taken	
1	2	Institution in this Prefecture	To Other Institutions	Number of Wandering Children in Institutions at the End of this Month	Children Ran Away Less than 30 days as of End of this month	No action taken	Children Ran Away More than 30 days as of End of this Month
				16		1	
				1			
				17			

Form No. 84

NUMBER OF CHILDREN ABANDONED ACCORDING TO AGE AND DISPOSITION

sex	Under 1 Month	1 month But Less Than 12 Months	1 year But Less Than 6 Years	6 Years and Over	total	Dispo	
						Placed in Foster Homes	Placed in Institutions
Male							
female			None				
total							

775013

CHILDREN ABANDONED ACCORDING TO DISPOSITION

Name of Prefecture: Nagano

Report of Month of March, 1951

Years and Month	total	Disposition of children				
		Placed in Foster Homes	Placed in Institution	Under guardian- ship in Own Home	Others	total

NAGANO PREFECTURAL GOVERNMENT
WELFARE SECTION

745

File: NLS-1919

April 24, 1951

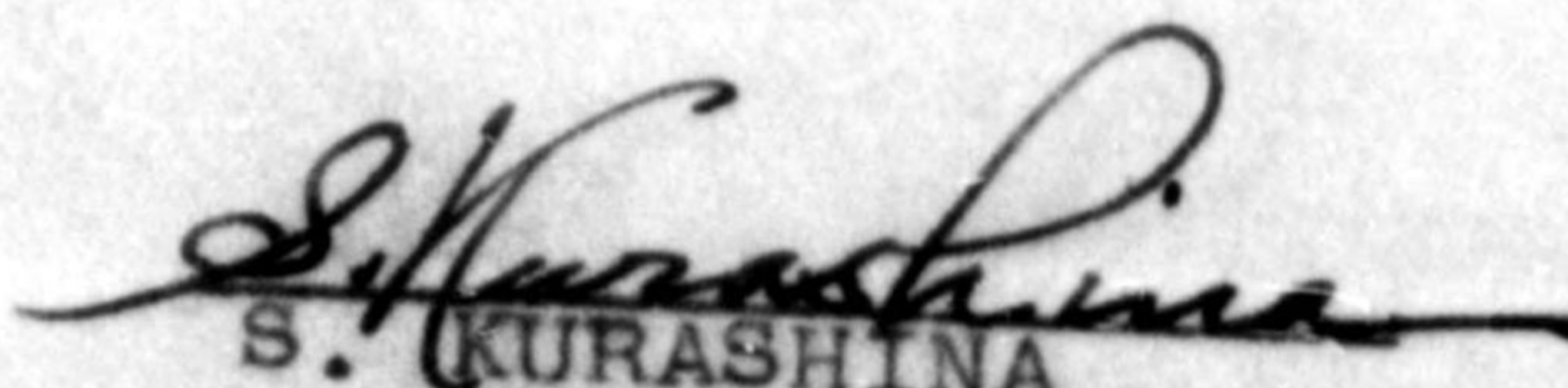
TO: Chief of Kanto Civil Affairs Region
Attention: Public Welfare Section


THROUGH: Kanto Liaison & Coordination Office

SUBJECT: Recurring Reports regarding Public Welfare

Herewith are submitted the subject reports as per attached.

For the Deputy-Governor


S. KURASHINA
Chief, Liaison Section.



→ 五 五

Number of Families and public assistance Outside of

Kind of assistance	No of Families of 2 or more persons (1)	No of persons in the Families (2)	No of Single Unattached Persons (3)	Total of persons (4)
Daily Life Security Law	12,357	48,195	2,502	50,6
Physically Handicapped Welfare Law	342	342	32	3
Disaster Relief Law				
Other National ordinances or orders			1	
Sub - total	12,699	48,537	2,535	51,6
Not in accordance with National ordinances or orders	Local Disaster Relief	6	29	
	Others			
Total	12,705	48,566	2,535	51,1

of Families* and persons Who Received
 Assistance Outside of Institution & Expenditures.

Name of prefecture
 Nagano

Report For Month of-

Line No.	No of persons in the Families (2)	No of single unattached Persons (3)	Total No of persons (4)	Total amount of Expenditures for assis- tance		Money collected (7)	Money with drawn (8)
				Cash (5)	Kind (6)		
				MAR. 1951			
	48,195	2,502	50,697	29,430,271	5,777,813	5,050	49,016
	342	32	374		941,311		
		1	1	23,679			
	48,537	2,535	51,072	29,430,271	6,719,124	5,050	49,016
	29		29	65,550	84,450		
	48,566	2,535	51,101	29,495,821	6,803,574	5,050	49,016

56
Form No

Number of Families and persons Outside of Institutions
Services and Expenditures Under Daily Life Security

Kind of Aid	Number of Families and persons Who Received More than one service			Number of Families Who Received Single Service	
	No of Families Who Received More than one service (1)	No of persons in Families Who Received More than one service (2)	No of Single Unattached persons Who Received more than one service (3)	No of Families Who Received Single Service (4)	No. in W (5)
Living aid	10,663	44,510	1,702	413	
School aid	8,659	18,904	117	376	
Housing aid	8,059	32,662	1,482	5	
Medical aid	2,971	4,209	545	741	1
Maternal aid	20	20	4	7	
Occupational aid	Training on job	32	33	2	20
	Job Placement	125	130	5	29
Funeral aid	73	73	20	11	
Total	30,602	100,541	3,877	1,602	3
actual Number	10,755	44,955	1,710	1,602	3

Outside of Institutions Who Received Under Daily Life Security Law

Name of prefecture Nagano

Report For Month of Mar. 1951

Persons Who Received Service		Number of Families and persons Who Received Single Service			Expenditures For assistance		
No. of Single Unattached persons Who Received more than one service (3)	No. of Families Who Received Single Service (4)	No. of persons in Families Who Received Single Service (5)	No. of Single Unattached persons Who Received Single Service (6)	Cash (7)	Kind (8)	Total (9)	
1,702	413	1,115	579	25,964,973	44,405	26,009,378	
117	376	1,044	27	2,594,710	74,216	2,668,926	
1,482	5	11		315,309		315,309	
545	741	1,002	162	5,598,078	5,517	5,603,595	
4	7	7	1	26,097	7,790	33,887	
2	20	20	8	30,760		30,760	
5	29	30	10	328,555	47,250	376,105	
20	11	11	5	164,050	6,074	170,124	
3,877	1,602	3,240	792	29,430,271	5,777,813	35,208,084	
1,710	1,602	3,240	792				

第57

Number of persons and Cost of Care of Those Residing in Institution
Life Security Funds and other Tax sources

Kind of Institution			No of Recipients of D.L.S. assistance in Institution														
			Living aid ①			School aid ②			Housing aid ③			Medical aid ④			⑤		
			no of persons	Cash	Kind	P	C	K	P	C	K	P	C	K	P	C	K
Nursing Institution (Excluding medical care Institution)	aged	Public	126	2010/105							27	20/77					
		private	47	6/360			1		10	4	250						
		Not under DLSL															
	(A)	Total	200	2016/105			1		10	4	250						
	Relief	Public															
		private															
		Not under DLSL															
	(B)	Total															
	Rehabilitation	Public	1	10/10													
		private															
		Not under DLSL															
	(C)	Total	1	10/10													
	Work providing	Public	1	10/10													
		private															
		Not Under DLSL															
(D)	Total	1	10/10														
Lodging	Public	190	10561	54	10600	60	525	10	6526								
	private																
	Not under DLSL																
(E)	Total	190	10561	54	10600	60	525	10	6526								
Other	Public																
	private																
	Not Under DLSL	2	2707							1	2920						
(F)	Total	2	2707						1	2920							
(A ~ F)	Total Items	427	22848	54	10600	60	525	10	6526								
Hospital	Public	81	2165	2	241					616	4270/201						
	private																
	Not under DLSL	4	750							15	1054/90						
(G)	Total	85	2165	2	241					631	4270/201						

775013

Those Residing in Institution From Daily Other Tax Sources

Name of prefecture NAGANO
Report For Month of MARCH 1951

of D.L.S. assistance in Institution and Direct Expenditures for assistance

administrative Expenditures in Cities, Towns and Village

D.L.S. assistance in Institution										Direct Expenditures for assistance				Administrative Expenditures							
Housing aid (3)			Medical aid (4)			Occupational aid (6)			Funeral aid (7)			Total (8)			Actual persons (9)			Administration (10)	Equipment (11)	Repairs (12)	
no. of K	P	C	no. of K	P	C	no. of K	P	C	no. of K	P	C	no. of K	P	C	no. of K	P	C	no. of (9)	(10)	(11)	(12)
			27															177	190,900	70,400	2,500
1			4												502	62,800	47	218,200	18,300	2,400	
																		226	224,200	89,500	7,900
															1,000			1	1,000		
															1,000			1	1,000		
															2,100			5	2,200	4	12,700
															2,100			5	2,200	4	12,400
60	500		10												1,000			1,000			
60	500		10												1,000			1,000			
			1															2,600			
			1															2,600			
60	500		42												2,100			1,000			
			18												700			1,000			
			15												19			750			
			601												700			1,000			

		Public							
Other	Under DLSL								
	Not Under DLSL								
(F)	Total	2	2,707					1	2,920
(A ~ F)	Total Items	407	13,900	2,784	10,000	67,025	20	62	25,666
Hospital	Under DLSL	81	2,165	2,441				616	42,702
	Not Under DLSL	4	750					15	10,290
	Total	85	2,915	2,441				631	53,000
Dispensaries	Under DLSL	2	1,615					24	305,300
	Not Under DLSL							1	15,000
	Total	2	1,615					25	320,300
T. B	Under DLSL	107	4,200	9,700				421	2,047,567
	Not Under DLSL							1	16,200
	Total	107	4,200	9,700				422	2,063,767
Other	Under DLSL	4	900,700					5	17,215
	Not Under DLSL								
	Total	4	900,700					5	17,215
Other	Under DLSL							10	27,900
	Not Under DLSL								
	Total							10	27,900
Total Items G, J		190	10,765	2,441				111	7,074,707
Grand Total		625	31,020	10,947				1,153	29,442,721

Form No. 58 Status of Case Dead in Cases Who Received Assistance under Daily

Status	Sex of Case Dead (1)	Total Family members in Labor Force Excluding Case Dead				aid Received						
		at work (2)		out Work (3)		Living aid (4)	School aid (5)	Housing aid (6)	Medical aid (7)			
		Male	Female	Male	Female							
		Male	Female	Male	Female							
Case Dead is a Member of Labor Force	Self Employed	agriculture & Forestry	726	746	258	623	488	579	4722	2456	2943	665
		Non-agricultural Forestry	762	871	166	472	272	504	5915	2702	4312	618
	Regular Employees	agriculture & Forestry	100	109	18	60	32	61	788	402	654	70
		Non-agricultural Forestry	470	942	176	352	202	372	4946	2428	3321	488
	Day Laborers	agriculture & Forestry	400	621	100	223	260	352	3735	1528	2872	272
		Non-agricultural Forestry	1052	1159	274	617	538	941	8249	3671	6406	899
	Home Industry Worker	agriculture & Forestry	26	118	14	25	21	24	494	177	231	26
		Non-agricultural Forestry	157	1128	114	294	152	198	4177	1888	2907	445
	Fully unemployed	agriculture & Forestry	7	6		2			42	19	31	3
		Non-agricultural Forestry	76	51	15	16	21	53	462	162	223	69
Case Dead is not a Member of Labor Force	Over age 60		1114	1272	117	363	142	422	4293	500	2992	789
	Disability	Physically Handicapped	244	100	25	91	47	105	935	252	654	126
		Injury or Illness	1625	750	226	285	294	488	7111	2383	4946	2065
	Widows with minor children		281	14	17	70	106	1395	565	884	155	
	Expectant mother			10				16	4	9	5	
	children under age 15		129	109	3	18	39	39	517	405	265	24
	Others		62	126	17	18	24	24	460	175	291	89
Sub-total			7033	8619	1547	4027	2572	4489	45458	20123	34223	6885
Deceased												
Total			7033	8619	1547	4027	2572	4489	45458	20123	34223	6885

Financial Assistance under Daily Life Security Law

Name of prefecture Nagano
Report for members of 3 1951.

Family members Labor Force including Case Head			aid Received								actual No of Cases					No of Family members not Receiving assistance in Cases.		
Sex	out Work (3)		Living aid (4)	School aid (5)	Housing aid (6)	Medi- cal aid (7)	Maternal aid (8)	Occupational aid		Funer- al aid (11)	No of Families of 2 or more persons (12)	Family Members (13)		Single persons (14)		Total persons (15)	Male (16)	Female (17)
	Male	Female						training on job (9)	Jobpl. acment (10)			M	F	M	F			
623	488	579	4,722	2,456	2,923	665	1	2	20	12	1,295	2,877	2,857	44	43	5,521	626	688
472	272	504	5,915	2,702	4,312	614	4	16	29	12	1,536	2,728	3,484	41	57	6,310	332	388
60	32	61	788	402	554	70	2		7		204	372	483	3	2	860	52	67
352	202	372	4,946	2,828	3,321	489	2	5	5	11	1,360	2,213	2,085	19	33	5,350	269	263
223	260	352	2,735	1,528	2,872	273		2	12	2	971	1,720	2,174	29	31	3,964	111	124
617	538	941	8,249	3,671	6,446	899	11	6	25	15	2,099	3,772	4,897	36	78	8,845	460	435
25	21	24	494	177	231	26					116	200	269	21	17	507	16	4
294	152	198	4,177	1,888	2,907	445	1	23	18	6	1,146	1,638	2,528	27	122	4,315	96	134
2			42	19	31	3					12	21	25	1		50	3	20
16	21	53	462	162	223	69	1				114	227	223	6	7	485	17	16
363	142	422	4,293	600	2,992	749		3	7	25	1,105	1,361	1,760	409	772	4,502	126	179
91	47	105	935	252	654	126		4	4		254	474	472	48	42	996	11	68
408	294	688	7,111	2,383	4,946	2,065	5	1	19	26	1,842	2,826	2,780	283	310	7,769	546	565
17	70	106	1,395	565	884	155			7		377	556	917		2	1,675	15	153
			16	4	7	5	4			1	7	3	18		1	22	3	3
18	39	39	517	405	265	24			2		122	202	232	68	48	551	17	19
18	24	24	460	175	291	89	1	2	2	3	135	184	250	20	23	487	4	14
4,027	2,572	4,489	45,408	20,123	34,223	6,895	22	65	175	112	12,797	21,587	22,529	1,065	1,798	51,969	2,704	3,009
4,027	2,572	4,489	45,408	20,123	34,223	6,895	22	65	175	112	12,797	21,587	22,529	1,065	1,798	51,969	2,704	3,009

* 59
Form No.

Principal Causes of Dependency of New Cases
Opened Under Daily Life Security Law

Causes	Aid Received							
	Living aid	School aid	Housing aid	Medical aid	Maternal aid	Occupational aid		Funeral aid
	(1)	(2)	(3)	(4)	(5)	Training on job placement (6)	job placement (7)	(8)
Death or absence of Principal Wage Earner	124	43	62	9	1	1	9	58
Physically Handicapped Principal Wage Earner	62	16	47	15	1	2	6	
Disability of Principal Wage Earner by age	60	7	33	15			4	3
Disability of Principal Wage Earner by Sickness	430	113	245	398	2	3	17	15
Unemployment of Principal Wage Earner	130	46	100	7	2	5	4	
Bankruptcy of Self Employment of Principal Wage Earner	16	2	13	4			1	
Inefficient Income of P.W.E. - Fully Employed	400	212	340	52	11	2	45	12
Inefficient Income of Selfemployment of P.W.E.	200	67	183	20	2		62	2
Sickness of Family member other than P.W.E.	115	32	80	606	5		2	10
Increase of no. of Dependents by Birth or persons moving into Family	40	8	8	2	6			1
Loss or Inefficiency of Income of Family members other than Principal Wage Earner	52	17	25	28			1	1
Disaster	8	3		3	1			1
Loss or Inefficiency of contribution of Relatives or Friends outside of Family	19	5	15	1			2	
Loss or Inefficiency of Real or Personal Property	6	2						
Loss or Inefficiency of Pensions annuities or allowances of social Insurance				4				
others	31	6	13	11	1	1	22	10
Total	1,693	579	1,164	1,175	32	14	175	113

4
60,
Form no.

Principal Causes of Casing
Assistance Under Daily Life

Cause	aid Received						
	Living aid	School aid	Housing aid	Medical aid	Maternal aid	Occupational aid	
	(1)	(2)	(3)	(4)	(5)	Training on job	job pl
Return of Principal Wage Earner	24	4	16	4			
Remarriage of Widows (Principal Wage Earner)	28	1	4				
Recovery from Disability with Sufficient Income of Principal Wage Earner	166	55	120	226			
Job obtained by Principal Wage Earner with Sufficient Income	61	13	43	11			
Sufficient Income of Principal Wage Earner (Employees)	142	54	103	19			
Sufficient Income of Principal Wage Earner (Self employment)	93	32	65	9			
Recovery of Disability of others in Family	70	37	47	464			
Decrease of Dependents by Death or Leave	86	29	56	39			
Increase of Income of others in Family	98	36	65	23			
Increase of Contribution of Friends or Relatives	34	16	38	7			
Deceased	41	7	24	35			
Assignment of Pensions, annuities or allowances of Social Insurance	13	1	6	2			
Others	35	19	34	46			
Total	891	304	621	885			

Principal Causes of Closing Cases who Received Assistance Under Daily Life Security Law

Name of Prefecture Nagano
Report For month of Mar.

Closing Case No.	Aid Received							Actual No. of Cases					No of Family members not Receiving assistance in cases		
	School aid (2)	Housing aid (3)	Medical aid (4)	Maternal aid (5)	Occupational aid (6)		Funeral aid (8)	No of Families of 2 or more persons (9)	Family member (10)		Single Persons (11)		Total Persons (12)	No of Family members not Receiving assistance in cases (13)	No of Family members not Receiving assistance in cases (14)
					Training on job (6)	Job placement (7)			Male (10)	Female (10)	Male (11)	Female (11)			
24	4	16	4					8	8	19			27	1	
28	1	4						1	1	2		1	4		
66	55	120	226					125	167	175	18	21	381	90	102
71	13	43	11					19	23	32	3	3	61	13	11
72	54	103	19					45	72	71	11		154	16	15
73	32	65	9					25	47	54	1	3	105	3	7
70	37	47	464					169	110	167			283	187	184
76	29	56	39					31	30	51	4	3	88	15	11
78	36	65	23					30	40	60			100	4	9
74	16	38	7					10	10	26	2	8	46		
71	7	24	35					15	12	13	12	15	52	5	12
73	1	6	2					3	5	3		1	9	4	6
75	19	34	46					23	23	22	8	8	61	15	19
71	304	621	885					504	554	695	59	63	1,371	353	376

Causes of Closing Cases who Received
Aid Under Daily Life Security Law

Name of Prefecture Nagano
Report For month of Mar.

No.	Aid Received						Actual No. of Cases					No of Family members not Receiving assistance in cases (13)		
	Housing aid (3)	Medical aid (4)	Maternal aid (5)	Occupational aid		Funeral aid (8)	No of Families of 2 or more persons (9)	Family member (10)		Single Persons (11)		Total Persons (12)		
				Training on job (6)	Job placement (7)			Male	Female	male	Female			
4	16	4				8	8	19			27	1		
1	4					1	1	2		1	4			
5	120	226				125	167	175	18	21	381	90	102	
3	43	11				19	23	32	3	3	61	13	11	
4	103	19				45	72	71	11		154	16	15	
32	65	9				25	47	54	1	3	105	3	7	
37	47	464				169	110	167			283	187	184	
29	56	39				31	30	51	4	3	88	15	11	
36	65	23				30	40	60			100	4	9	
16	38	7				10	10	26	2	8	46			
7	24	35				15	12	13	12	15	52	5	12	
1	6	2				3	5	3		1	9	4	6	
19	34	46				23	23	22	8	8	61	15	19	
304	621	885				504	554	695	59	63	1,371	353	376	

Form No. 61.

Form No.

Appeals Made Under Daily Life Security

Items Stated in the Appeals	Item Decided			
	Rejection of the Appeal Case (1)	Acceptance of the Appeal		
		Cancellation of the Disposition made (2)	Change of Disposition made (3)	Grant amount
Rejection of the application				
Suspension of assistance				
Closing of assistance				
Change of assistance	Kind	None		
	Extent			
	Method			
Low amount of grant				
Other				
Total				
(Secondary mention) Cases Decided Beyond 40 Days after appeal Submitted				

第 63

Form No.

Consumers

Cooperative

Locality	No. of Associations, Members and Dependents						No. of officers	No. of Employees	No. of Shares Sold during This month	Shares		Amount of Borrowed Debt	assets		
	Community Association			Business Place Association						Value of Shares Sold during This month	Amount of Paid Up Shares at the End of This month		Cash and kind at the End of previous month	Cash and kind at the End of This month	Revenue Received
	(1) No. of Associations	(2) No. of Members	(3) No. of Dependents	(4) No. of Associations	(5) No. of Members	(6) No. of Dependents									
Wards Area of Tokyo-to															
Five great Cities															
Other Cities	22	19760	71659	8	2655	7926	217	83	34886	1,889,057	1,464,900	1703578	6396556	6677227	68763
Towns Villages	20	7474	32717	5	2636	12294	267	54	21925	1,564,300	1,347,124	4857268	7222,041	10,039,415	1,411,5-
Total	42	27234	104376	13	5291	20220	484	137	56811	3,053,357	2,812,024	6562846	13,628,597	16,716,642	2,097,15-

Consumers

Cooperative

Name of Prefecture Nagano
 Report For Month of 3, 1951

(8) No. of Employees	Shares		(12) Amount of Borrowed Debt	assets		Income and Expenditures					Federal Association			
	(9) No. of Shares Sold during This month	(10) Value of Shares Sold during This month		(11) Amount of Paid up Shares at the End of This month	(13) Cash and kind at the End of previous month	(14) Cash and kind at the End of This month	(15) Revenue Received during This month	Expenditures					(21) Community Association Federated	(22) Business Place Associations Federated
83	34286	1,289,059	1,264,900	1,703,578	6,396,556	6,677,227	6,876,36	394,795	89,922	22,729	56,825	274,585		
54	21,928	1,564,300	1,347,124	4,857,268	7,232,041	10,039,415	1,411,522	469,552	61,065	13,704	137,073	277,410		
137	16,011	2,053,259	2,812,024	6,562,886	15,628,599	16,736,644	2,077,158	864,347	150,087	27,662	193,721	551,995		

Form No. 64

Public Pawn-shops

Locality	Number of Pawn-shops				Number of Employees	Administration Expenditures				Loans made		Applications Refused	
	(1) at the end of previous month	(2) opened during this month	(3) closed during this month	(4) at the end of this month		(6) Salaries	(7) office	(8) others	(9) Total	(10) number	(11) Amount	(12) Number	(13) Amount
Wards Area of Tokyo-to													
Five great Cities													
Other Cities	5			5	9	58,010	6,077	3,447	67,534	8,152	1,815,900	65	6,900
Towns Villages	17			17	23	71,288	4,411	74,089	149,788	2,637	1,667,866	42	392
Total	22			22	32	129,298	10,488	77,536	217,322	10,789	3,483,766	107	462

Form No. 64

Public Pawn-Shops

Locality	Number of Pawn-Shops				Number of Employees	Administration Expenditures				Loans made		Applications Refused	
	(1) at the end of Previous month	(2) Opened During This month	(3) Closed During This month	(4) at the end of This month		(6) Salaries	(7) office	(8) others	(9) Total	(10) number	(11) Amount	(12) number	(13) Amount
Wards Area of Tokyo-to													
Five great Cities													
Other Cities	5			5	9	58,010	6,077	3,447	67,534	9,152	1,815,900	65	6,900
Towns Villages	17			17	23	71,288	4,911	74,089	149,788	2,637	1,667,866	42	392
Total	22			22	32	129,298	10,988	77,536	217,322	10,789	3,483,766	107	462

Public Pawn - Shops

Name of prefecture Nagano
 Report For month of 3. 1951

Administration Expenditures				Loans made		Applications Refused		Loans Repaid		Applications for loans		Number of Families			
(6) Salaries	(7) Office	(8) Others	(9) Total	(10) Number	(11) Amount	(12) Number	(13) Amount	(14) Number	(15) Amount	(16) Number	(17) Amount	Families of 2 or more persons		(20) Actual number of single persons and unattached persons	
												(18) Actual number of Families	(19) Actual number of Persons		
9	58,010	6,077	3,447	67,534	9,152	1,815,900	65	6,900	6,868	1,483,766	8,217	1,822,800	1,777	3,619	25
23	71,288	6,411	74,089	149,788	2,637	1,667,866	42	29,350	2,258	1,373,110	2,663	1,707,176	2,354	3,751	25
22	127,298	10,488	77,536	217,322	10,789	3,482,746	107	46,250	9,126	2,857,076	10,880	3,529,776	4,131	7,370	60

No. 55

Number of Families and persons receiving public assistance Outside of Indiana

Kind of assistance	No of Families of 2 or more persons (1)	No of persons in the Families (2)	No of Single Unattached Persons (3)	Total No of persons (4)
Daily Life Security Law	12,168	47,221	2,476	49,697
Physically Handicapped Welfare Law	271	272	9	281
Disaster Relief Law				
Other National ordinances or orders			3	3
Sub - total	12,439	47,493	2,488	49,981
Not in accordance with National ordinances or orders	Local Disaster Relief			
	Others	12,439	47,493	2,488
Total				

of Families and persons Who Received
 Assistance Outside of Institution & Expenditures.

Name of prefecture
Nagano

Report for month of
February

No of persons in the Families (2)	No of single unattached persons (3)	Total No of persons (4)	Total amount of Expenditures for assistance		Money Collected (7)	Money Withdrawn (8)
			Cash (5)	Kind (6)		
47,221	2,476	49,697	29,845,548	5,401,723		
272	9	281		39,323		
	3	3	3,788			
47,493	2,488	49,981	29,849,336	5,441,046		
47,493	2,488	49,981	29,849,336	5,441,046		
↓	↓	↓	↓	↓		

56
Form No

Number of Families and persons Outside of Institutions
Services and Expenditures Under Daily Life Security

Kind of Aid	Number of Families and persons Who Received More than one Service			Number of Families Who Received Single Service	
	No of Families Who Received More than one Service (1)	No of persons in Families Who Received More than one Service (2)	No of single Unattached persons Who Received more than one Service (3)	No of Families Who Received Single Service (4)	No of persons in Families Who Received Single Service (5)
Living aid	10,469	43,466	1,702 ⁹	439	1
School aid	8,471	18,433	137	367	1
Housing aid	7,901	31,865	1,500	1	
Medical aid	2,815	3,889	484	740	1
Maternal aid	14	14	2	11	
occupational aid	Training on job	33	37	2	15
	Job Placement	60	64	1	11
Funeral aid	62	64	27	5	
Total	29,825	97,832	3,862	1,589	
actual Number	10,579	43,884	1,726	1,589	

Outside of Institutions Who Received Under Daily Life Security Law.

Name of prefecture Nagano

Report For Month of February

Persons Who Received Service		Number of Families and persons Who Received Single Service			Expenditures For assistance		
No of Single Unattached persons Who Received more than one service (3)	No of Families Who Received Single Service (4)	No. of persons in Families Who Received Single Service (5)	No of Single Unattached persons Who Received Single Service (6)	Cash (7)	Kind (8)	Total (9)	
2,702	439	1,191	578	26,186,469	116,349	26,302,818	
137	367	1,060	20	2,357,636	12,485	2,370,121	
1,500	1	6	1	313,345		313,345	
484	740	1,038	137	634,372	5,263,609	5,897,981	
2	11	11	1	21,141	5,380	26,521	
2	15	15	4	38,200	400	38,600	
1	11	11	6	136,150	3,500	139,650	
27	5	5	3	158,235		158,235	
3,862	1,589	3,337	750	29,845,548	5,401,723	35,247,271	
1,726	1,589	3,337	750				

第57 Number of persons and Cost of Care of Those Residing in Institution
Life Security Funds and other Tax sources

Kind of Institution				No of Recipients of D.L.S assistance in Institution														
				Living aid ①			School aid ②			Housing aid ③			Medical aid ④			⑤		
				no of persons	Cash	Kind	P	C	K	P	C	K	P	C	K	P	C	K
Nursing Institution (Excluding Medical Care Institution)	aged	Under DLSL	Public	167	21,281						24	24,140						
			Private	80	65,262			1	30	0	210							
		Not Under DLSL																
	(A)	Total		215	27,943			1	30	42	24,770							
	Relief	Under DLSL	Public															
			Private															
		Not under DLSL																
	(B)	Total																
	Rehabilitation	Under DLSL	Public	1	1,810													
			Private															
		Not under DLSL																
	(C)	Total		1	1,810													
	Work providing	Under DLSL	Public															
			Private															
		Not Under DLSL																
(D)	Total																	
Lodging	Under DLSL	Public	147	10,405	26,700P	72,585	7	1,560										
		Private																
	Not under DLSL																	
(E)	Total	147	10,405	26,700P	72,585	7	1,560											
Other	Under DLSL	Public																
		Private																
	Not Under DLSL	2	2,500					1	850									
(F)	Total	2	2,500				1	850										
(A ~ F)	Total Items		267	105,815	26,700P	72,585	10	50	24,140									
Hospital	Under DLSL	Public	74	11,705	5,205	4	662	21,465										
		Private																
	Not under DLSL	1	1,500			1	6,150											
(G)	Total	75	13,205	5,205	4	668	21,465											

775013

... of Those Residing in Institution From Daily
and other Tax Sources

Name of prefecture Vagano

Report For Month of 2, 1951.

... of D.L.S assistance in Institution and Direct Expenditures for assistance.

administrative Expenditures in cities, Towns and Village 10

2	3			4			5	6			7			8		9	10			
	Housing aid			Medical aid				Occupational aid			Funeral aid			Total			actual person	admini- stration	Equip- ment	Repairo
	C	K	P	C	K	P		C	K	P	C	K	P	C	K					
																100				
																100	102,922	7,025	2,210	
																100	102,922	7,025	2,210	
																216	126,714	7,340	2,210	
																1				
																1	174,756			
																155	1,900			
																155	1,900			
																2	2,000			
																2	2,000			
																650	213,658	7,340	2,210	
																650				
																650				
																6				
																650				

Medical Care Institution	(E)	Total	149	108,075	762,909	72,585	7	1,560			
	Other	Under DLSL									
		Public									
		Private									
		Not Under DLSL	2	2,500				1	8,500		
	(F)	Total	2	2,500				1	8,500		
	(A ~ F)	Total Items	167	108,075	762,909	72,585	NO 50	8	1,560	1	
	Hospital	Under DLSE	74	41,700	5,285	4	662	3,416	4,165		
		Not under DLSE	3				1	6,150	107,379		
		Total	77	41,700	5,285	4	663	9,566	4,165		
	(G)	Total	77	41,700	5,285	4	663	9,566	4,165		
	Dispensaries	Under DLSE	4	1,925				37	400		
		Not under DLSE									
		Total	4	1,925				37	400		
	(H)	Total	4	1,925				37	400		
	Sanatorium	T. B	Under DLSE	110	40,266	900		448	20,785	2,025,529	1
			Not under DLSE					1	2,160		
			Total	110	40,266	900		449	22,945	2,025,529	1
		Other	Under DLSE	4	1,000			7	47,800		
			Not under DLSE								
Total			4	1,000			7	47,800			
(I)	Total	4	1,000			7	47,800				
Other	Under DLSE	1	1,210				9	9,132			
	Not under DLSE										
	Total	1	1,210				9	9,132			
(J)	Total	1	1,210				9	9,132			
Total Items G, J			176	40,500	5,285	4	1,170	2,075,319	1		
Grand Total			563	208,275	774,194	76,585	NO 50	5,730	7,206,677	2	

775013

67007	20585	7	1060			18179	155			
						305	1560	1.700		
		1	8500			3	2080	2		
		1	8500			3	2080	2		
2029	2K 585 NO 50	4	1.150	1	500	4	K825 572	11207	275	312658 7.240 2.210
2025	3	662	4.8000			36059	653			
		1	6.1500			709	2.27.382			
2025	4	660	4.8000			10	1.500	6		
			37.400			754	2.47.603	659		
						41	2.265	37		
		1	2.160			561	2.20.544	459		
		487	2.22.750			1	2.160	1		
		7	57.800			562	2.20.544	459		
		7	82.800			11	1.800	7		
		7	98.800			10	2.27.122	9		
2025	4	1170	2.20.544			10	2.27.122	9		
		1000	2.20.544			1370	2.20.667			
27K	20585 NO	2	2.500			5795	70.000	1.547		

Received Assistance under Daily Life Security Law

Name of prefecture Vagano
Report For Member of 1951

Total Family members in labor Force Excluding Case Head				aid Received								actual No of Cases					No of Family members Not Receiving assistance in Cases.		
at work (2)		out work (3)		Living aid (4)	School aid (5)	Housing aid (6)	Medi- cal aid (7)	Mater- nal aid (8)	Occupational aid		Funer- al aid (11)	No of Families of 2 or more persons (12)	Family member (13)		Single person (14)		Total persons (15)	Male (16)	Female (17)
Male	Female	M	F						training on job (9)	jobpl- acement (10)			M	F	M	F			
220	621	405	582	272	237	296	67	6	5	9	1399	297	41	41	5406	629	667		
166	440	288	475	370	264	456	59	2	21	18	1476	252	41	60	5995	352	267		
10	49	20	64	70	40	55	56				190	29	4	2	794	58	60		
101	254	223	273	454	241	309	464	1	6	7	1290	195	21	31	4779	227	257		
06	226	258	220	721	179	225	201	2	2	6	926	169	20	29	4005	106	112		
225	503	580	990	2046	2519	4404	846	7	4	16	2102	2616	83	87	8231	202	244		
12	25	31	29	477	212	326	21		1	1	119	210	20	17	547	6	10		
109	303	164	210	415	195	279	438	4	20	7	1202	181	26	14	4516	89	101		
11	1	1	1	45	22	24	1				11	22	2		40				
16	20	35	77	455	156	322	55				111	225	10	10	480	25	19		
102	253	180	490	4347	632	278	746	2		8	1183	1316	429	108	4500	72	101		
41	95	66	110	908	240	640	93		1	1	241	423	45	45	971	22	19		
191	295	295	621	2090	2167	4716	2127	1	1	7	1704	3462	260	377	7904	719	706		
25	11	23	37	338	550	928	150	2		2	374	508			11425	18	19		
				42	12	20	7			2	14	14		1	45	6	2		
	19	52	40	619	546	278	47				124	248	71	52	648	20	23		
16	21	24	31	465	172	208	86				126	198	15	20	512	2	12		
480	292	266	457	4704	1928	3376	4763	28	60	81	100	2714	2099	1160	198	5115	2766	2871	
											5	5			5				
											105	1271	2099	1160	198	5116	2766	2871	

* 59

Form No.

Principal Causes of Dependency of New Cases
Opened under Daily Life Security Law

Causes	Aid Received							
	Living aid	School aid	Housing aid	Medical aid	Maternal aid	Occupational aid		Funeral aid
	(1)	(2)	(3)	(4)	(5)	Training on job	placement	(8)
Death or absence of Principal Wage Earner	96	38	58	6			5	39
Physically Handicapped Principal Wage Earner	70	24	37	16			1	2
Disability of Principal Wage Earner by age	77	6	58	31			1	5
Disability of Principal Wage Earner by Sickness	623	216	407	309	4	5	3	18
Unemployment of Principal Wage Earner	123	33	73	27	2		7	11
Bankruptcy of Self Employment of Principal Wage Earner	11	3	9	2			10	
Insufficient Income of P.W.E. - Fully Employed	445	197	300	76	10	2	5	4
Insufficient Income of Selfemployment of P.W.E.	222	79	156	21			24	12
Sickness of Family member other than P.W.E.	168	98	100	484	2		1	7
Increase of no. of Dependents by Birth or persons moving into Family	23	10	22	9	4			
Loss or Inefficiency of Income of Family members other than Principal Wage Earner	58	13	37	8	4		1	3
Disaster	42	15	13	3			1	
Loss or Inefficiency of contribution of Relatives or Friends outside of Family	28	15	11					
Loss or Inefficiency of Real or Personal Property								
Loss or Inefficiency of pensions annuities or allowances of Social Insurance	9	2	7	5				
others	40	18	85	16	2		1	4
Total	2,035	767	1,373	1,013	28	7	60	105

of Dependency of New Cases
Daily Life Security Law

Name of prefecture Nagano
Report For month of February

No.	Aid Received					Actual No. of Cases						No of Family members not Receiving Assistance in Cases	
	Medical aid (a)	Maternal aid (sa)	Occupational aid		Funeral aid (s)	No of Families of 2 or more persons (7)	Family member (10)		Single Persons (11)		Total Persons (12)	male	Female
			Training on job (16)	job placement (7)			Male	Female	male	Female			
68	6			5	39	27	40	62	1	2	105	1	5
67	16			1	2	19	31	30	2	1	64	8	14
68	31			1	5	21	28	25	12	21	86		1
67	309	4	5	3	18	192	336	353	28	21	738	128	192
73	27	2		7	11	40	53	67	2	3	125	13	9
9	2			10		3	8	4			12	1	1
0	76	10	2	5	4	123	219	263	1	6	489	68	50
66	21			24	12	54	100	122	3	2	227	33	31
0	484	2		1	7	147	139	181	11	20	351	311	284
22	9	4				10	8	14	1	1	24	18	13
67	8	4		1	3	13	21	23	1	2	47	8	6
3	3			1		10	23	21		1	45	2	3
1						6	10	11		3	24	3	32
7	5					5	8	6	1		15	7	12
5	16	2		1	4	13	13	22	2	3	40	6	6
73	1,013	28	7	60	105	683	1,037	1,204	65	86	2,392	607	659

Form no.

Principal Causes of Daring Cases Assistance Under Daily Life

Cause	aid Received						
	Living aid	School aid	Housing aid	Medical aid	Maternal aid	Occupational aid	
	(1)	(2)	(3)	(4)	(5)	Training on job (6)	job placement (7)
Return of Principal Wage Earner	44	12	37	14			
Remarriage of Widows (Principal Wage Earner)	6	7	3	4			
Recovery from Disability with Sufficient Income of Principal Wage Earner	148	59	121	112			
Job obtained by principal wage Earner with Sufficient Income	40	10	15	5			
Sufficient Income of Principal wage Earner (Employees)	107	58	77	17		1	
Sufficient Income of principal wage Earner (Self employment)	115	103	91	23		16	
Recovery of Disability of others in Family	78	51	30	467			
Decrease of Dependents by Death or Leave	81	29	84	23			
Increase of Income of others in Family	116	73	76	29			
Increase of Contribution of Friends or Relatives	31	26	48	6			
Deceased	41	5	30	36			
awirement of Pensions, annuities or allowances of Social Insurance	24	7	22				
others	28	17	27	65			
Total	859	457	661	801		17	

Causes of Closing Cases who Received
Aid Under Daily Life Security Law

Name of Prefecture Nagano
Report For Month of February

No.	Aid Received						Actual No. of Cases					No of Family members not Receiving assistance in cases		
	Housing aid (3)	Medical aid (4)	Maternal aid (5)	Occupational aid (6)		Funeral aid (7)	No of Families of 2 or more persons (8)	Family member (10)		Single Persons (11)		Total Persons (12)	Male	Female
				Training on job (6)	job placement (7)			Male	Female	male	Female			
1							18	17	33		2	52	7	11
2	37	14					2	2	4			6	5	8
3	3	4					66	77	100	12	10	199	49	64
4	121	112					32	31	28	2	2	63	27	45
5	15	5					34	46	59		1	106	19	11
6	77	17		1			49	57	94	1		152	49	45
7	91	23		16			90	69	115	9	14	207	153	158
8	30	467					21	31	43	4	8	85	13	20
9	84	23					39	49	70	1	5	125	20	19
10	76	29					13	12	16	3	6	37		5
11	48	6					13	17	7	18	10	52	30	19
12	30	36					6	8	14	2		24	1	1
13	22						34	31	34	2	5	72	38	37
14	27	65					417	447	616	54	63	1,180	411	443

61.

Form No.

Appeals Made Under Daily Life Secu

Items Stated in the Appeals	Rejection of the Appeal Case (1)	Item Decided	
		Cancellation of the Disposition made (2)	Change of Disposition made (3)
Rejection of the application	1		
Suspension of assistance			
Closing of assistance			
Change of assistance	Kind		
	Extent		
	Method		
Low amount of grant			
other			
Total	1		
(Secondary mention) Cases Decided Beyond 40 Days after appeal Submitted			

Made Under Daily Life Security Law

name of Prefecture Nagano

Report For month of February

Item Decided

(Secondary mention)

Acceptance of the Appeal

Cancellation of the
Disposition
made (2)

Change of
Disposition
made (3)

Order to make
another decision
(4)

Total

Cases Accepted
Beyond 30 Days
after Disposition
made (6)

1

1

Given Under Disaster Relief Law

name of prefecture Nagano
Report for month of February

and no of time persons Received Disaster Relief
(Under Art 23 of Disaster Relief Law)

(6) Food	(7) Providing and Lending Commodities For Daily Life	(8) medical and maternal aid	(9) money or tools necessary for Occupation	(10) School materials	(11) Funeral Expense	(12) Allowances For Laborer	(13) Transportation	(14) others	(15) Total

N O N E

第 63

Form No.

Consumers

Cooperative

Locality	No of Associations, Members and Dependents						No. of officers	No of Employees	No. of Shares Sold. during This month	Shares		Amount of Borrowed Debt	assets		Reserve
	Community Association			Business Place Association						Value of Shares Sold during This month.	Amount of Paid Up Shares at the End of This month		Cash and kind at the End of previous month	Cash and Kind at the End of This month	
	(1) No. of Associations	(2) No. of Members	(3) No. of Dependents	(4) No. of Associations	(5) No. of Members	(6) No. of Dependents									
Tokyo to Wards Area of															
Five great Cities															
Other Cities	22	17,756	91,644	8	2,664	7,923	222	83	34,886	1,462,900	5,176,634	277			
Towns Villages	20	6,407	25,917	5	2,627	12,273	240	51	20,502	2,342,700	1,868,022	7,340,932	6,396,566	986	
Total	42	26,163	117,561	13	5,291	20,196	462	134	55,388	1,626,150	4,562,847	14,517,566	9,232,061	1,764	
										2,752,099	6,432,869	15,628,599			

864
Form No.

Public Pawn-Shops

Locality	Number of Pawn-Shop				Number of Employees	Administration Expenditures				Loans made	
	(1) at the End of Previous month	(2) Opened during This month	(3) Closed during This month	(4) at the End of This month		(6) Salaries	(7) office	(8) others	(9) Total	(10) number	(11) Amount
Wards Area of Tokyo-to											
Five great Cities											
Other Cities	5			5	9	59,101	18,848	1,136	79,085	6811	1,396,282
Towns Villages	17	3		17	24	48,793	2,706	11,837	63,336	1,953	11,553,363
Total	22	3		22	33	107,894	21,554	12,973	142,421	8,764	25,516,645

Public Pawn - Shops

Name of prefecture Nagano
 Report For month of 2. 1951

Administration Expenditures				Loans made		applications Refused		Loans Repaid		applications for loans		Number of Families		
(6)	(7)	(8)	(9)	(10)	(11)	(12)	(13)	(14)	(15)	(16)	(17)	Families of 2 or more persons		(20)
												(18)	(19)	
59,101	18,848	1,136	79,085	6811	1,396,282	182	11,200	4871	1,018,770	6,313	1,081,782	1,826	4,077	27
48,773	2,706	11,837	63,336	1,953	1,455,363	70	67,000	1,388	813,872	760	645,373	1,740	3,203	34
107,894	21,554	12,973	142,421	8,764	2,551,645	222	78,200	6,259	1,832,662	7053	1,727,355	3,566	7,280	61

NUMBER OF REFERRALS TO CHILD WELFARE CENTERS BY SOURCE OF REFERRAL

Form No. 76 (Part I)

Classification	child welfare worker (Jido-in)		child welfare Officials (Jido-fukushishi)		Other welfare Official (Including welfare Secretary) of Prefecture, city, town & village		
	Under 14 year	14 year and over	Under 14 year	14 year and over	Under 14 year	14 year and over	
Male	Cases Carried Over	3			5		
	New cases	5		1	14	5	
	Cases Left as of End of this Month	5			7	2	
	Cases reopened	1	2	1		5	
	Cases Referred	4	2	1	1	17	3
Female	Cases Carried Over						
	New cases		1	4	1	5	1
	Cases Left as of End of this Month		1	4			1
	Cases reopened	2		1		1	1
	Cases Referred	2		1	1	6	1
total	Cases Carried Over	3			5		
	New cases	5	1	4	2	19	6
	Cases Left as of End of this Month	5	1	4		7	3
	Cases reopened	3	2	2		6	1
	Cases Referred	6	2	2	2	23	4

NUMBER OF REFERRALS TO CHILD WELFARE CENTERS BY SOURCE OF REFERRAL

Name of Prefecture: Nagano
 Report for Month of Feb., 1951

	Child welfare Officials (Jido-fukushishi)		Other welfare Official (Including welfare Secretary) of Prefecture, city, town & village		Police or Procurator		Family court		Family or Relatives	
	Under 14 year	14 year and over	Under 14 year	14 year and over	Under 14 year	14 year and over	Under 14 year	14 year and over	Under 14 year	14 year and over
			5		6	1			4	1
		1	14	5	38	5				
			7	2	6			1	6	4
	1		5		3				6	4
	1	1	17	3	41	6				
					5	1		1	4	1
	4	1	5	1	4				1	1
	4			1	3					
	1		1	1					1	1
	1	1	6	1	6	1			1	
			5		11	2			1	
	4	2	19	6	42	5			5	2
	4		7	3	9			1	6	4
	2		6	1	3				7	5
	2	2	23	4	47	7			1	
								1	5	1

Form No. 76 (Part II)

NUMBER OF REFERRALS TO CHILD WELFARE CENTERS BY SOURCE OF REFERRAL

classification		schools		self		child welfare Institution	
		Under 14 year	14 year and over	Under 14 year	14 year and over	Under 14 year	14 year and over
Male	Cases Carried Over	2			1		4
	New Cases	4					
	Cases Left as of End of this Month	3			1		3
	Cases Reopened					1	
	Cases Referred	3				1	1
female	Cases Carried Over		1				
	New Cases	1					
	Cases Left as of End of this month		1				
	Cases Reopened			1			1
	Cases Referred	1		1			1
total	Cases Carried Over	2	1		1		4
	New Cases	5					
	Cases Left as of End of this month	3	1		1		3
	Cases Reopened			1		1	1
	Cases Referred	4		1		1	2

REFERRALS TO CHILD WELFARE
BY SOURCE OF REFERRAL

Name of Prefecture: Nagano
Report for Month of Feb. 1951

self		child welfare Institution		Review Under Art 31 of child welfare Law		Other		total	
Under 14 year	14 year and over	Under 14 year	14 year and over	Under 14 year	14 year and over	Under 14 year	14 year and over	Under 14 year	14 year and over
	1		4				1	20	8
					4	2		69	20
	1		3		1			27	11
		1				3		14	2
		1	1		3	5	1	76	19
								6	3
						1		15	3
						1		9	4
1			1			1		7	2
1			1			1		19	4
	1		4				1	26	11
					4	3		84	23
	1		3		1	1		36	15
		1	1			4		21	4
1		1	2		3	6	1	95	23

NUMBER OF CASES DISPOSED OF BY CHILD WELFARE CENTERS ACCORDING TO KIND

Form No. 77

sex	Under Art.26, 27 and 28 of child welfare Law				su (5)
	Admonition or written Promise (1)	guidance and services of Jido-fukushishi or Jido-in (2)	Placement under the care of Foster Home (3)	Placement in Institu- tion (4)	
Male	32	4	5	5	
Female	2		4	3	
total	34	4	9	8	

o column (8) contains items of secondary mention.

CASES DISPOSED OF BY CHILD WELFARE
ACCORDING TO KIND

Name of Prefecture: Nagano
Report for month of Feb. 1951

Art. 27 and 28 of child welfare Law			those who are not under Art. 27, 27 and 28 of child welfare Law	Total	referrals to family court under Art. 27-2 of child welfare Law
Placement under the care of foster home (3)	Placement in Institution (4)	sub-total (5)	(6)	(7)	(8)
5	5	46	49	95	0
4	3	9	14	23	0
9	8	55	63	118	0

... mention.

NUMBER OF CHILD WELFARE INSTITUTIONS BY KIND EMPLOYEES AND

Form No. 78

Kind of Institution	Number of Institutions	No. of Employees			
		Administrative		social	
		Male	female	Male	Fem
Lying-in Home	Public	1			
	Private	5	2	4	5
Infant Home	Public	1	1		
	Private	1	1		1
Mother's Home	Public	9	4		5
	Private	3			2
Day Nursery	Public	34	14	9	18
	Private	65	40	13	46
Recreational Institution	Public				
	Private	2	1		2
Home for dependent children	Public				
	Private	10	2	2	18
Home for feeble-minded children	Public				
	Private	1			4
Home for sickly children	Public				
	Private	1	1		2
Home for crippled children	Public				
	Private				
Home for Blind children	Public				
	Private				
Home for deaf & dumb children	Public				
	Private				
Home for Juvenile training & education	Public	1	1		12
	Private				
total	Public	46	21	9	35
	Private	88	47	19	80

FARE INSTITUTIONS BY KIND EMPLOYEES AND CAPACITY

Name of Prefecture: Nagano
 Report for Month of Feb. 1951

Number of Institutions	No. of Employees						Capacity
	Administrative		social		Other		
	Male	female	Male	Female	Male	female	
							20
1	1					1	32
5	2	4	5	11	1	1	5
1	1			3			13
1	1		1	6		1	300
9	4		5	9			100
3			2	2			2,924
34	14	9	18	116	16	18	4,974
65	40	13	46	212	17	20	
2	1		2	3	4	3	235
10	2	2	18	26	1	6	306
1			4	3		1	20
1	1		2	2		1	50
1	1		12	6	2		80
46	21	9	35	134	18	23	3,329
88	47	19	80	265	25	33	5,730

CHILDREN IN CHILD WELFARE INSTITUTIONS

Name of Prefecture Waglan

Report for Month of Feb. 1951

This Month	Discharges This Month										No. of Children Ran Away Less Than 30 days But Case Not Closed	No. of Children Ran Away More than 30 days. But Case Not closed					
	Not Under C.W.L.		Under C.W.L.				Not Under C.W.L.		Death	Total		Number of Children as of End of this Month	Action taken	No Action taken	Action taken	No. Action taken	
	Privately Paid	Others	Discharges	Transfers	Other Institutions	Foster Homes	Private Pay	Other									No. of Children Ran Away Less Than 30 days But Case Not Closed
2		2				2				2							
6		6				5				5							
		1								1							
		1	1							2							
		7							10	10	293						
52		353	7	31		11				50	3,103						
83	13	163	26	30		30	3	1		89	5,125						
		6	6		1					7	302						
			1							1	25						
		1	1							1	29						
		1	1		2					3	75						
54		364	8	31	2	13	10	1		65	3,476						
89	13	177	35	30	1	35	3			104	5,527						

Form No. 80

NUMBER OF CHILDREN PLACED IN FOSTER HOMES AND REGISTRATIONS OF FOSTER PARENTS

Classification		End of Last Month	This Month Approved	
Number of registered foster parents		202	8	
Number of foster parents with children		159	9	

Sex	Number of children in foster homes End of Last Month	Children Placed In foster Homes this Month					Change of status of child reason for separation from foster Homes						Placed in Institutions	Returned to Own Home with	
		From Institutions	From Own Home	From Other Foster Homes	Others	Total	Returned to Own Home without requiring guidance	Adoption	Because of Age	Run Away and Case Closed	Death	Others			Total
Male	90	4	1			5			1					1	
Female	97	5				5	3							3	
Total	187	9	1			10	3		1					4	

PLACED IN FOSTER
HOMES BY OR SEPARATION FROM FOSTER PARENTS

Name of Prefecture: Nagano

Report for Month of Feb. 1951

This Month Approved	Cancelled This Month	End of This Month
8	3	207
9	3	165

Change of status of children This Month or separation from homes					Transfers from foster Home				Number of Children in foster Home End of This Month	Children Van Away Less than 30 days As of end of this Month		Children Van Away More than 30 days As of end of this Month		
Because of Age	Van Away and Case Closed	Death	Others	Total	Placed in Institutions	Returned to Own Home with Guidance	To Other foster Home	Others		Total	Action taken	No Action taken	Action taken	No Action taken
1				1			1		1	93				
				3						99				
1				4			1		1	192				

Form No. 81

NUMBER OF PERSONS IN INSTITUTIONS, FOSTER HOMES AND THE SHELTER WHO RECEIVED CARE UNDER C.W.L. AND EXPENDITURE

Kind of Institution	Number of Persons Received Care	Number of Persons-days stay	Boarding		Medical Care	Operating cost	
			Food	Others		Artificial Feeding	School Lunch
Lying in Home	2	14		3,100			
Infant Home	18	451	23,797.34	5,359.36	4,753.20		
Mothers Home	295	8,273	765	23,278	5,200		2,362.6
Day Nursery	4,086	82,825	103,129.38				
Home for dependent children	215	5,960	256,661.58	261,142.08		36,780.	109,567.5
Home for feeble minded children	28	784	10,838.10	124,374.92	6,518.		3,770.-
Home for sickly children	30	804	1,725.84	13,882.50	15,110.-		
Home for crippled children				10,966.56	12,800.-		
Home for Blind children							
Home for deaf & dumb children							
Home for Juvenile training & education	74	2,040	68,424.-	26,205.-			
Foster Home	206	5,843	228,287.8	73,580.-		448.-	
Temporary shelter	21	250	11,739.57	764.-	1,620.-		1,002.-
Total	4,975	107,244	755,367.81	553,753.42	44,001.20	37,228.-	116,702.1

INSTITUTIONS, FOSTER HOMES AND TEMPORARY CARE UNDER C.W.L. AND EXPENDITURE

Name of Prefecture: Nagano

Report for Month of Feb. 1951

Boarding		Operating cost					sub-total	Admini- strative cost	total
Others	Medical Care	Artifi- cial Feeding	School Lunch	Funeral	Bring- ing Back				
3,100						3,100		3,100	
34 5,359.36						33,909.90	9,973.96	73,883.86	
23,278	4,753.20 5,200		2,362.60			3,605.60	97,194.80	128,800.40	
38 261,142.08		36,780.	109,567.54			510,619.4	1,354,762.76	1,865,381.76	
58 124,374.92	6,518.		3,770.-		265.-	402,690.50	353,024.32	755,714.82	
10 13,882.50	13,110.-					37,830.60	36,586.-	94,416.60	
84 10,966.56	12,800.-					56,492.40	42,298.44	97,790.84	
						94,629.-	165,641.-	260,270.-	
26,205.-									
73,580.-		448.-	1,002.-			304,937.-		304,937.-	
57 764.-	1,620.-					12,503.57	1,975.34	20,478.91	
81 553,733.42	44,001.20	37,228.-	116,702.14		265	1,507,317.57	2097,456.62	3,604,774.19	

Form No. 52

NUMBER OF PERSONS IN CHILD WELFARE AND IN FOSTER HOMES ACCORDING TO

Kind of Institution	Under 1 year		1 year but less than 2 years			2 years but less than 3 years			3 years but less than 6 years			6 years but less than 12 years		
	M	F	T	M	F	T	M	F	T	M	F	T	M	F
Lying-in Home	Public	Mothers												
	Children	1	1											
Infant Home	Public	Mothers												
	Children	2	4	6										
Mothers Home	Public	Mothers												
	Children				1	1	6	6	12	3	5	8	56	68
Day nursery	Public	Mothers												
	Children						408	425	833	632	654	1286	508	470
Home for Dependent Children	Public	Mothers												
	Children						789	747	1536	1206	1140	2346	639	604
Home for Fee-Minded Children	Public	Mothers												
	Children												6	2
Home for Sick and Disabled Children	Public	Mothers												
	Children												2	2
Home for Blind and Dumb Children	Public	Mothers												
	Children													
Home for Juvenile Training & Education	Public	Mothers												
	Children												6	4
Temporary Shelter	Public	Mothers												
	Children													
Total	Public	Mothers												
	Children	3	1	4	2		2	414	431	845	635	660	1295	571
Private	Mothers													
	Children	2	9	11	4		4	794	751	1545	1228	1160	2388	764
Total	Mothers													
	Children	2	9	11	4		4	794	751	1545	1228	1160	2388	764
Children entrusted to foster-parent				1	1	2	1	3	3	6	9	27	46	7

Form No. 83

NUMBER OF VAGRANT CHILDREN IN INSTITUTION

sex	Number of vagrant children in Institution Carried over from Previous Month	Number of vagrant children Admitted this Month	Number of Vagrant Children Readmitted this Month	Sub-total (Inmate Load)	Reason for separation from Institution							Transfers from			
					Returned to Own Home without guardianship	Because of Age	San away and case closed	Deceased	Others	total	Institution in this Prefecture	Institution outside in this Prefecture	To Other Institutions	Placed in foster Home	Returned to Own Home or that of guardian under guidance
Male	19			19					1	1					
Female	1			1											
total	20			20					1	1					

Form No. 84

NUMBER OF CHILDREN ABANDONED ACCORDING TO AGE AND DISPOSITION

sex	Under 1 Month	1 month But Less Than 12 Months	1 year But Less Than 6 Years	6 Years and Over	total	Disp	
						Placed in Foster Homes	P
Male							
Female			None				
total							

CHILDREN ABANDONED ACCORDING TO POSITION

Name of Prefecture: Nagano

Report of Month of Feb., 1951

total	Disposition of children				
	Placed in Foster Homes	Placed in Institution	Under guardianship in Own Home	Others	total

五五五
No. 55

Number of Families and persons
public assistance Outside of In

Kind of assistance	No of Families of 2 or more persons (1)	No of persons in the Families (2)	No of Single Unattached Persons (3)	Total No of persons (4)
Daily Life Security Law	11,854	46,072	2,482	48,554
Physically Handicapped Welfare Law	155	155	25	180
Disaster Relief Law	-	-	-	-
Other National ordinances or orders	2	2	2	4
Sub - total	12,011	46,229	2,509	48,738
Not in accord - ance. with National ordinances or orders	Local Disaster Relief	-	-	-
	Others	8	27	31
Total	12,019	46,256	2,513	48,769

of Families and persons who Received
 Assistance Outside of Institution & Expenditures.

Name of prefecture
Nagano

Report for month of
Jan. 1951

No of persons in the Families (2)	No of single unattached Persons (3)	Total No of persons (4)	Total amount of Expenditures for assis- tance		Money collected (7)	Money with drawn (8)
			Cash (5)	Kind (6)		
46,072	2,482	48,554	27,136,762	27,079,534	6,064	-
155	25	180	-	110,131	-	-
-	-	-	-	-	-	-
2	2	4	5,200			-
46,229	2,509	48,738	27,141,962	7,189,665	6,064	-
-	-	-	-	-	-	-
27	4	31	670	18,137	-	-
46,256	2,513	48,769	27,142,632	7,207,802	6,064	-

56
Form No

Number of Families and persons Outside of Institutions
Services and Expenditures Under Daily Life Security

Kind of Aid	Number of Families and persons Who Received More than one Service			Number of Families Who Received Single Service	
	No of Families Who Received More than one Service (1)	No of persons in Families Who Received More than one Service (2)	No of single Unattached persons Who Received more than one Service (3)	No of Families Who Received Single Service (4)	No in W A
Living aid	10,254	42,252	1,703	425	
School aid	8,370	18,451	197	382	
Housing aid	7,744	31,011	1,469	1	
Medical aid	2,771	4,212	584	711	
Maternal aid	19	22	-	5	
occupational aid	Training on job	48	53	2	22
	Job placement	27	33	1	30
Funeral aid	78	90	28	5	
Total	29,311	96,124	3,984	1,581	3,
actual Number	10,273	42,673	1,705	1,581	3,

Persons Outside of Institutions Who Received
 Assistance Under Daily Life Security Law

Name of prefecture Nagano

Report For Month of Jan. '51

Persons Who Received more than one service		Number of Families and persons who Received single service			Expenditures For assistance		
Persons Families Received more than one service	No of Single Unattached persons who Received more than one service (3)	No of Families Who Received Single Service (4)	No. of persons in Families Who Received Single Service (5)	No of Single Unattached persons who Received Single Service (6)	Cash (7)	Kind (8)	Total (9)
	1,703	425	1,203	581	23,332,709	516,602	23,849,311
	197	382	1,081	7	2,297,077	10,972	2,308,049
	1,469	1	3	-	313,138	-	313,138
	584	711	1,040	172	810,094	6,537,759	7,347,853
	-	5	6	1	20,345	4,750	25,095
	2	22	30	4	52,975	-	52,975
	1	30	31	3	122,680	-	122,680
	28	5	5	9	187,744	9,451	197,195
	3,984	1,581	3,399	777	27,136,762	7,079,534	34,216,296
	1,705	1,581	3,399	777			

第57

Number of persons and Cost of Care of Those Residing in Institution From Life Security Funds and other Tax sources

Kind of Institution			No of Recipients of D.L.S assistance in Institution and														
			① Living aid		② school aid			③ Housing aid			④ medical aid			⑤			
			no of persons	Cash	Kind	P	C	K	P	C	K	P	C	K	P	C	K
Nursing Institution (Excluding medical care Institution)	aged	Public	156									20					
		Private	24									4					
		Not Under DLSL		4,500	1,200												
		Total	180	4,500	2,400								24				
	Relief	Public															
		Private															
		Not Under DLSL															
		Total															
	Rehabilitation	Public	1														
		Private															
		Not Under DLSL															
		Total	1														
Work providing	Public															1	
	Private																
	Not Under DLSL																
	Total															1	
Lodging	Public	145			60	285	60	505	6								
	Private																
	Not Under DLSL																
	Total	145			60	285	60	505	6								
Other	Public																
	Private																
	Not Under DLSL	1	1,100								2						
	Total	1	1,100								2						
(A ~ F) Total Items			321	5,600	2,400	60	285	60	505	6	22					15	

of Those Residing in Institution From Daily
 other Tax sources

Name of prefecture Yagano
 Report For Month of Jan. '51

of D.L.S assistance in Institution and Direct Expenditures for assistance

administrative
 Expenditures in
 cities, Towns and
 Village

②		③			④			⑤			⑥			⑦			⑧		MOAF							
aid		Housing aid			Medical aid						Occupational aid			Funeral aid			Total			actual person	admini- stration.	Equip- ment	Repairo			
C	K	P	C	K	P	C	K	P	C	K	P	C	K	P	C	K	P	C	K							
					20			1700									3700	1700	100	1970	156	98.765	10.025			
					4			4360									20	207	24	15.541						
																	4	260	1200	4	2.759					
					24			2120									4	2700	1700	212	2500	108	112.065	10.025		
																	1	100		1						
																	1	500		1	500					
																	1	500		1	500					
																	1	500		1	500					
	60	SAC	6		12154												279	10600	164	14.092						
	60	SAC	6		12154												279	10600	164	14.092						
					2			1100									3	1120	800	2						
					2			1100									3	1120	800	2						
	60	SAC	22		3700												1	500		4	2700	1700	206	20300	102957	10.025

Lodging	under DLSL	private	145	60	60	505	6	12154	
	not under DLSL								
(E)	Total		145	60	60	505	6	12154	
Other	Under DLSL	Public							
		Private							
	Not Under DLSL		1				2	4887	
(F)	Total		1				2	4887	
(A ~ F)	Total Items		221	60	60	505	32	39001	
Medical care Institution	Hospital	Under DLSL	50	2			14000	40000	
		not under DLSL							
	(G)	Total	50	2			14000	40000	
	Dispensaries	Under DLSL	22	5			26	11000	
		not under DLSL							
	(H)	Total	22	5			26	11000	
	Sanatorium	T. B	Under DLSL	25				361	26310
			not under DLSL						
		Total	25				361	26310	
	Other	Under DLSL	14				61	551007	
		not under DLSL							
		Total	14				61	551007	
(I)	Total	14				61	551007		
Other	Under DLSL								
	not under DLSL	1				7	5876		
	Total	1				7	5876		
(J)	Total	1				7	5876		
Total Items G-J			162	7		1370	231369		
Grand Total			493	67	60	505	822667		

SI	60	SOS	6	13154				279	13739	14,092	T
			2	4500				3	1120	350	T
			2	4500				3	1120	350	T
	60	SOS	32	39001	1 500	4 39001730	966	10120	25003	107957	T
			14000	4000915				45705	871		T
			915		1 1200		960	4000015			T
			14000	4000915				45705	871		T
			915		1 1200		960	4000015			T
			26	11000				4734	29		T
			26	11000				4734	29		T
			361	263310				35000	346		T
			26	14200				436	263310		T
			361	263310				436	263310		T
			61	551007				75	6300	61	T
			61	551007				75	6300	61	T
			7	58276				8	450	7	T
			7	58276				8	450	7	T
			1370	231348				10020	1314		T
			1370	231348		1 1200	1540	8300300			T
			61	551007		5700	2036	8503371			T
	60	SOS	1402	3002609	1 500	5	6700	229001	1.666	107957	T

