

TO : GENERAL HEADQUARTERS, SUPREME COMMANDER FOR THE ALLIED POWERS.

FROM : Reparations Agency, Tokyo.

SUBJECT: Application for Movement and Authorized Use of Reparations Equipment of Nomura Barracks, Kanazawa Engine Works of Army Air Arsenal (Code No. 15-10) Filed by Tsudakoma Kogyo K.K. (Non-reparations plant).

R.A.R. No. 1952 (MS)

28 December 1950.

1. The Reparations Agency hereby submits to your Headquarters an application for movement and authorized use of 12 items of reparations equipment now lying idle in the Nomura Barracks, Kanazawa Engine Works of Army Air Arsenal (Code No. 15-10) filed by the Tsudakoma Kogyo K.K. (Non-reparations plant), together with an application of the Ministry of Finance and recommendation of the Ministry of as enclosed herewith.
2. Such types of equipment as applied for herein have been proved to be hardly available in the privately-owned sources in Japan.
3. This application has been investigated and has been coordinated with other interested government agencies.
4. It is requested that your most favorable consideration be given to this application at the earliest practicable date.

Incls:

~~a. Application of the Ministry of Finance.~~

~~b. Recommendation of the Ministry of International Trade and Industry.~~

c. Application of the subject company.

(Y. Katsuno)
Director, Reparations Division,
Reparations Agency.

Incl 2

List of Facilities for Application

Code Number : 15-10

Name of Plant : ~~Ishikawa Air Arsenal~~ *Nemura Barracks Kanazawa Engine Works of Army Air Arsenal.*

Location : Noda-machi, Kanazawa-shi, Ishikawa-ken

Inv. No.	Name of Machine	Brief Specification	Maker	Remarks
269	Lathe-Engine	440mm X 2350mm (Swing X Bed length)	Oerlikon	This is of a special type fitted for cutting minute parts, impossible to substitute any other machine for this one.
1642	Ditto	400 X 2320	Magdeburg	Ditto
1136	Ditto	380 X 1950	Le-Blond	Ditto
578	Horizontal Milling-Machine	Dial System Size of Working Surface Table 265mm X 1340mm	Paskine	Ditto
652	Ditto	Dial System Size of Working Surface Table 300mm X 1260mm	Paskine	Ditto
657	Ditto	Dial System Size of Working Surface Table 355mm X 1455mm	Brown & Sharp	Ditto

Inv. No.	Name of Machine	Brief Specification	Maker	Remarks
337	Vertial Milling-Machine	Size of Working Surface Table 310m/m X 1330m/m	Cincinnati	This is of a special type fitted for cutting minute parts, impossible to substitute any other machine for this one.
340	Ditto	Ditto	Ditto	Ditto
542	Ditto	Size of Working Surface Table 270m/m X 1340m/m	Ditto	Ditto
297	Radial Drilling-Machine	Size of Table 600m/m X 500m/m X 500m/m	Wakayama	Machine of the same model can be found at civilian factories but all of them are now in use and not transferable; Absolutely impossible to procure the same model.
1018	Planer-open Side	Size of Table 850m/m X 1520m/m	Paul Blell	This of a special open side type fitted for cutting large machine-bed, impossible to substitute any other machine for this one.
113	Mechanical press-Friction	Pressure - 100M.T.	Unknown	Machine of the same model can be found at civilian factories but all of them are now in use and not transferable. Absolutely impossible to procure the same model.
TOTAL 12				

GENERAL HEADQUARTERS
 SUPREME COMMANDER FOR THE ALLIED POWERS
 Economic and Scientific Section
 APO 500

387.6(26 Feb 51)ESS/IND

MWH/WT/yy
 26 February 1951

MEMORANDUM FOR: Reparations Agency, Tokyo

SUBJECT: Application for Movement and Authorized
 Use of Items Listed for Reparations

1. Reference is R.A.R. No. 1952 (MS), 28 December 1950
 subject: Application for Movement and Authorized Use of
 Reparations Equipment of Nomura Barracks, Kanazawa Engine
 Works of Army Air Arsenal (Code No. 15-10) Filed by Tsudakoma
 Kogyo K.K. (Non-reparations plant).

2. The application requesting permission for the trans-
 fer and authorized use of the (12) items of repara-
 tions machinery and equipment listed in reference 1, above,
 is approved as indicated in inclosure 1.

3. A rental fee shall be established for the author-
 ized use of the equipment listed in reference 1, above,
 based upon current valuation and comparable to rental charges
 assessed by private interests for the use of similar equip-
 ment.

4. This permit is issued subject to any and all direct-
 ives affecting reparations plants which have been issued or
 may hereafter be issued by the Supreme Commander for the Al-
 lied Powers. Reports will be rendered as required by cur-
 rent directives and instructions.

FOR THE CHIEF, ECONOMIC AND SCIENTIFIC SECTION:

MAURICE M. CLASS
 Chief, Industry Division

2 Incls
 1. Items author. for
 mvmt & use. (dup)
 2. R.A.R. No. 1952 (MS), MEMO FOR RECORD:
 28 Dec 50 (dup)

The above ltr is self-explanatory.

Cys furnished:
 CA Sec (dup)
 CPC

Mr. W.A. Thurman:
 26-8485

M. M. C.

CA Sec Copy

Items Authorized for Movement and Use

The application requesting permission for the transfer and authorized use of the following (12) items of reparations machinery and equipment is approved as listed below:

<u>Present Location</u>	<u>No. of Items</u>	<u>To Be Transferred To</u>
Army Air Arsenal Kanazawa Engine Works, Nomura Barracks (15-10)	12	Tsudakoma Kogyo K.K. 1-155, Masuizumi-machi, Kanazawa City, Ishikawa Prefecture

----- END -----

TO : GENERAL HEADQUARTERS, SUPREME COMMANDER FOR THE ALLIED POWERS.

FROM : Reparations Agency, Tokyo.

SUBJECT: Application for Movement and Authorized Use of Reparations Equipment of Nomura Barracks, Kanazawa Engine Works of Army Air Arsenal (Code No. 15-10) Filed by Tsudakoma Kogyo K.K. (Non-reparations plant).

R.A.R. No. 1952 (MS)

28 December 1950.

1. The Reparations Agency hereby submits to your Headquarters an application for movement and authorized use of 12 items of reparations equipment now lying idle in the Nomura Barracks, Kanazawa Engine Works of Army Air Arsenal (Code No. 15-10) filed by the Tsudakoma Kogyo K.K. (Non-reparations plant), together with an application of the Ministry of Finance and a recommendation of the Ministry of as enclosed herewith.
2. Such types of equipment as applied for herein have been proved to be hardly available in the privately-owned sources in Japan.
3. This application has been investigated and has been coordinated with other interested government agencies.
4. It is requested that your most favorable consideration be given to this application at the earliest practicable date.

(Y. Katsuno)
Director, Reparations Division,
Reparations Agency.

Incls:

~~a. Application of the
Ministry of Finance.~~

~~b. Recommendation of the Ministry
of International Trade and Industry.~~

c. Application of the subject
company.

Incl 2

List of Facilities for Application

Code Number : 15-10
 Name of Plant : ~~Ishikawa Air Arsenal~~ *Nomura Barracks, Kanazawa Engine Works of Army Air Arsenal*
 Location : Noda-machi, Kanazawa-shi, Ishikawa-ken

Inv. No.	Name of Machine	Brief Specification	Maker	Remarks
269	Lathe-Engine	440mm X 2350mm (Swing X Bed length)	Oerlikon	This is of a special type fitted for cutting minute parts, impossible to substitute any other machine for this one.
1642	Ditto	400 X 2320	Magdeburg	Ditto
1136	Ditto	380 X 1950	Le-Blond	Ditto
578	Horizontal Milling-Machine	Dial System Size of Working Surface Table 265mm X 1340mm	Paskino	Ditto
652	Ditto	Dial System Size of Working Surface Table 300mm X 1260mm	Paskino	Ditto
657	Ditto	Dial System Size of Working Surface Table 355mm X 1455mm	Brown & Sharp	Ditto

775013

Inv. No.	Name of Machine	Brief Specification	Maker	Remarks
337	Vertical Milling-Machine	Size of Working Surface Table 310m/m X 1330m/m	Cincinnati	This is of a special type fitted for cutting minute parts. impossible to substitute any other machine for this one.
340	Ditto	Ditto	Ditto	Ditto
542	Ditto	Size of Working Surface Table 270m/m X 1340m/m	Ditto	Ditto
297	Radial Drilling-Machine	Size of Table 600m/m X 500m/m	Wakayama	Machine of the same model can be found at Civilian factories but all of them are now in use and not transferable. Absolutely impossible to procure the same model.
1018	Planer-Open Side	Size of Table 850m/m X 1520m/m	Paul Blell	This of a special open side type fitted for cutting large machine-bed. impossible to substitute any other machine for this one.
113	Mechanical press-Friction	pressure - 100 M.T.	Unknown	Machine of the same model can be found at civilian factories but all of them are now in use and not retransferable. Absolutely impossible to procure the same model.
TOTAL: 12				

Handwritten: (log)

GENERAL HEADQUARTERS
 SUPREME COMMANDER FOR THE ALLIED POWERS
 Economic and Scientific Section
 APO 500

MWH/WT/yt

23 March 1951

7 433

387.6(23 Mar 51)ESS/IND

MEMORANDUM FOR: Reparations Agency, Tokyo

SUBJECT: Application for Movement and Authorized Use of Items Listed for Reparations

1. Reference is R.A.R. No. 182 (MS), 25 January 1951, subject: Application for Movement and Authorized Use of Reparations Equipment of Nomura Barracks, Kanazawa Engine Works of Army Air Arsenal (Code No. 15-10) Filed by Matsukawa Shokki Seisaku-sho (Matsukawa Loom Works) (Non-reparations plant).

2. The application requesting permission for the transfer and authorized use of the one (1) item of reparations machinery listed in reference 1, above, is approved as indicated in inclosure 1.

3. A rental fee shall be established for the authorized use of the equipment listed in reference 1, above, based upon current valuation and comparable to rental charges assessed by private interests for the use of similar equipment.

4. This permit is issued subject to any and all directives affecting reparations plants which have been issued or may hereafter be issued by the Supreme Commander for the Allied Powers. Reports will be rendered as required by current directives and instructions.

FOR THE CHIEF, ECONOMIC AND SCIENTIFIC SECTION:

- 2 Incls
- 1. Item author. for mvmt & use. (dup)
- 2. R.A.R. No. 182 (MS) (dup)
25 Jan 51

MAURICE M. CLASS
 Chief, Industry Division

MEMO FOR RECORD:

The above ltr is self-explanatory.

Cys furnished:
 CA Sec (dup)
 CPC

W. A. Thurman, 26-8485

M. M. C.

TOKAI-HOKURIKU INFORMATION

O.D. 11

APR - 5 1951

CAS

Items Authorized for Movement and Use

The application requesting permission for the transfer and authorized use of the following ~~one~~ (1) items of reparations ~~machinery and~~ equipment is approved as listed below:

<u>Present Location</u>	<u>No. of Items</u>	<u>To Be Transferred To</u>
Army Air Arsenal Kanazawa Engine Works Nomura Barracks (15-10)	1 (15-10-1669)	Matsukawa Shokki Seisaku- sho 3, 4-bancho, Sousyuku- cho, Kanazawa City, Ishikawa Pref.

- nothing follows -

End!

To : General Headquarters, Supreme Commander for the Allied Powers.
From : Reparations Agency, Tokyo.
Subject: Application for Movement and Authorized Use of Reparations Equipment of Nomura Barracks, Kanazawa Engine Works of Army Air Arsenal (Code No. 15-10) Filed by Matsukawa Shokki Seisaku-sho (Matsukawa Loom Works) (Non-reparations plant).

RAR No. 182 (MS)

25 Jan. 1951.

1. The Reparations Agency hereby submits to your Headquarters an application for movement and authorized use of 1 item of reparations equipment now lying idle in the Nomura Barracks, Kanazawa Engine Works of Army Air Arsenal (Code No. 15-10) filed by the Matsukawa Shokki Seisakusho (Matsukawa Loom Works) (Non-reparations plant), together with an application of the Ministry of Finance and a recommendation of the Ministry of Finance and a recommendation of the Ministry of International Trade and Industry as enclosed herewith.
2. The interested government agencies have decided that recommendation be given for 1 item out of 23 as originally applied for by the subject company after checking their non-availability.
3. It is requested that your most favorable consideration be given to this application at the earliest practicable date.

(Y. Katsumo)
Director, Reparations Division,
Reparations Agency.

Incls:

- a. Application of the Ministry of Finance.
- b. Recommendation of the Ministry of I.T. & I.
- c. Application of the subject company.

Incl 2

List of Facilities for Application

Code No.

Name of Plant: Nomura Barracks, Kanazawa Engine Works of
Army Air Arsenal (Code No. 15-10)

Location: Noda-machi, Kanazawa-shi, Ishikawa-ken.

1. Machinery

<u>Inv. No.</u>	<u>Name of Machinery</u>	<u>Brief Specification</u>	<u>Qty.</u>	<u>Remarks</u>
1669	Vertical Milling Machine	Without Plain belt	1	

Total: 1

GENERAL HEADQUARTERS
 SUPREME COMMANDER FOR THE ALLIED POWERS
 Economic and Scientific Section
 APO 500

MWH/WT/yt

387.6()ESS/IND

23 Mar 51

23 March 1951

MEMORANDUM FOR: Reparations Agency, Tokyo

SUBJECT: Application for Movement and Authorized
 Use of Items Listed for Reparations

1. Reference is R.A.R. No. 182 (MS), 25 January 1951,
 subject: Application for Movement and Authorized Use of Reparations
 Equipment of Nomura Barracks, Kanazawa Engine Works of Army Air Arsenal
 (Code No. 15-10) Filed by Matsukawa Shokki Seisaku-sho (Matsukawa Loom
 Works) (Non-reparations plant).

2. The application requesting permission for the trans-
 fer and authorized use of the one (1) item of reparations
 machinery listed in reference 1, above, is approved as indi-
 cated in inclosure 1.

3. A rental fee shall be established for the author-
 ized use of the equipment listed in reference 1, above,
 based upon current valuation and comparable to rental charges
 assessed by private interests for the use of similar equip-
 ment.

4. This permit is issued subject to any and all direct-
 ives affecting reparations plants which have been issued or
 may hereafter be issued by the Supreme Commander for the Al-
 lied Powers. Reports will be rendered as required by cur-
 rent directives and instructions.

FOR THE CHIEF, ECONOMIC AND SCIENTIFIC SECTION:

2 Incls

1. Item author. for mvmt & use. (dup)
2. R.A.R. No. 182 (MS) (dup)
 25 Jan 51

MAURICE M. CLASS
 Chief, Industry Division

MEMO FOR RECORD:

The above ltr is self-explanatory.

Cys furnished:
 CA Sec (dup)
 CPC

W. A. Thurman, 26-8485

M. M. C.

Items Authorized for Movement and Use

The application requesting permission for the transfer and authorized use of the following ~~one~~ (1) items of reparations ~~machinery and~~ equipment is approved as listed below:

<u>Present Location</u>	<u>No. of Items</u>	<u>To Be Transferred To</u>
Army Air Arsenal Kanazawa Engine Works Nomura Barracks (15-10)	1 (15-10-1669)	Matsukawa Shokki Seisaku- sho 3, 4-bancho, Sousyuku- cho, Kanazawa City, Ishikawa Pref.

- nothing follows -

Incl 1

To : General Headquarters, Supreme Commander for the Allied Powers.
From : Reparations Agency, Tokyo.
Subject: Application for Movement and Authorized Use of Reparations Equipment of Nomura Barracks, Kanazawa Engine Works of Army Air Arsenal (Code No. 15-10) Filed by Matsukawa Shokki Seisaku-sho (Matsukawa Loom Works) (Non-reparations plant).

RAR No. 182 (MS)

25 Jan. 1951.

1. The Reparations Agency hereby submits to your Headquarters an application for movement and authorized use of 1 item of reparations equipment now lying idle in the Nomura Barracks, Kanazawa Engine Works of Army Air Arsenal (Code No. 15-10) filed by the Matsukawa Shokki Seisakusho (Matsukawa Loom Works) (Non-reparations plant), together with an application of the Ministry of Finance and a recommendation of the Ministry of Finance and a recommendation of the Ministry of International Trade and Industry as enclosed herewith.
2. The interested government agencies have decided that recommendation be given for 1 item out of 23 as originally applied for by the subject company after checking their non-availability.
3. It is requested that your most favorable consideration be given to this application at the earliest practicable date.

(Y. Katsuno)
Director, Reparations Division,
Reparations Agency.

Incls:

- a. ~~Application of the Ministry of Finance.~~
- b. ~~Recommendation of the Ministry of I.T. & I.~~
- c. Application of the subject company.

Incl 2

List of Facilities for Application

Code No.

Name of Plant: Nomura Barracks, Kanazawa Engine Works of
Army Air Arsenal (Code No. 15-10)

Location: Noda-machi, Kanazawa-shi, Ishikawa-ken.

1. Machinery

<u>Inv. No.</u>	<u>Name of Machinery</u>	<u>Brief Specification</u>	<u>Qty.</u>	<u>Remarks</u>
1669	Vertical Milling Machine	Without Plain belt	1	

Total: 1

*Ecology (log)**Mikawa*

GENERAL HEADQUARTERS
 SUPREME COMMANDER FOR THE ALLIED POWERS
 Economic and Scientific Section
 APO 500

387.6(4 Apr 51) ESS/IND

MWH/WT/ao
4 April 1951

MEMORANDUM FOR: Reparations Agency, Tokyo

SUBJECT: Application for Movement and Authorized
Use of Items Listed for Reparations

1. Reference is R.A.R. No. 431 (MS), 2 March 1951
 subject: Application for Movement and Authorized Use of Reparations
 Equipment of Nomura Barracks, Kanazawa Engine Works of Army Air Arsenal
 (Code No. 15-10) Filed by Faculty of Engineering, Tohoku University
 (Non-reparations institute).

2. The application requesting permission for the trans-
 fer and authorized use of the (32) items of repara-
 tions machinery and equipment listed in reference 1, above,
 is approved as indicated in inclosure 1.

3. A rental fee shall be established for the author-
 ized use of the equipment listed in reference 1, above,
 based upon current valuation and comparable to rental charges
 assessed by private interests for the use of similar equip-
 ment.

4. This permit is issued subject to any and all direct-
 ives affecting reparations plants which have been issued or
 may hereafter be issued by the Supreme Commander for the Al-
 lied Powers. Reports will be rendered as required by cur-
 rent directives and instructions.

FOR THE CHIEF, ECONOMIC AND SCIENTIFIC SECTION:

2 Incls

1. Items author. for
mvmt & use. (dup)
2. R.A.R. No. 431 (MS),
2 Mar 51 . (dup)

MAURICE M. CLASS
Chief, Industry Division

MEMO FOR RECORD:

Cys furnished:
CA Sec (dup)
CPC

The above ltr is self-explanatory.

W. A. Thurman, 26-8485

M. M. C.

JIKAI-HOKURIKU INFORMATION

O.D.

APR 12 1951

CAS

Items Authorized for Movement and Use

The application requesting permission for the transfer and authorized use of the following (32) items of reparations machinery and equipment is approved as listed below:

<u>Present Location</u>	<u>No. of Items</u>	<u>To Be Transferred To</u>
Army Air Arsenal Kanazawa Engine Works Honura Barracks (15-10)	32	Tohoku University Faculty of Engineering Katahira-cho, Sendai City Miyagi Pref.

- nothing follows -

incl 1

TO : GENERAL HEADQUARTERS, SUPREME COMMANDER FOR THE ALLIED POWERS.

FROM : Reparations Agency, Tokyo.

SUBJECT: Application for Movement and Authorized Use of Reparations Equipment of Nomura Barracks, Kanazawa Engine Works of Army Air Arsenal (Code No. 15-10) Filed by Faculty of Engineering, Tohoku University (Non-reparations institute).

RAR. No. 431 (MS)

2 March 1951.

1. The Reparations Agency hereby submits to your Headquarters an application for movement and authorized use of 32 items of reparations equipment now lying idle in the Nomura Barracks, Kanazawa Engine Works of Army Air Arsenal (Code No. 15-10) filed by the Faculty of Engineering, Tohoku University (Non-reparations institute), together with an application of the Ministry of Finance and a recommendation of the Ministry of Education as enclosed herewith.
2. This application has been investigated and recommended by other interested government agencies after checking non-availability of the applied equipment.
3. It is requested that your most favorable consideration be given to this application at the earliest practicable date.

(Y. Katsuno)
Director, Reparations Division,
Reparations Agency.

Incls:

1. Application of the Ministry of Finance.
2. Recommendation of the Ministry of Education.
3. Application of the subject university.

bill

775013

LIST OF FACILITIES FOR APPLICATION

Code No. : 15-10

Name of plant : *Nomura Barracks, Kanazawa Engine Works of*
Kanazawa Air Arsenal.

Address of plant : *Army Air Arsenal*
Nomura Barrack Nodamachi Kanazawa-shi.

Sheet No.	Item No.	Inv. No.	Name of Machinery	Brief Specification	Quantity	Remark (Maker)
119	693	15-10-1718	Grinder-Thread	Max dia. and Length to bed Ground; 220.250mm Centre distance; 360mm Max Vertical Angle; 10° Wt. 2 ton	1	Herbert Lindner Germany
85	482	15-10-181	Gear tooth Grinder-External Spur and Helical Formed Wheel. Hydraulic system I.M.D.	Pitch dia; 200mm Face : 200mm & Motors Wt. 5.500 ton	1	Maag Switzerland
87	494	15-10-177	Gear Shaper External	Max. stroke 300mm Max dia 600mm Wt. 2.5 ton	1	Maag Switzerland
135	787	15-10-267	Lathe-Engine I.M.D.	Sw. O.B.: 380mm Sw. O.C.: 260mm Wt. 2.5 ton	1	Le Blond U.S.A.
97	583	15-10-518	Grinder-plain Cylindrical I.M.D. Table Travelling Type	Sw.: 350mm Center to Center; 480mm Wt. 4 tons	1	Brown and Sharp U.S.A.
52	209	15-10-531	Milling Machine-Horizontal knee I.M.D. Dial system	Size of L.C. and V. Feed; 940.220.460mm Size of Working Surface Table: 270x1.180mm Wt. 2.6 tons	1	Reinecker Germany
65	317	15-10-	Milling machine-	Size of L.C. & V. Feed	1	

		177		Max dia 600mm Wt. 2.5 ton		Switzerland
135	787	15-10- 267	Lathe-Engine I.M.D.	Sw. O.B.: 380mm Sw. O.C.: 260mm Wt. 2.5 ton	1	Le Blond U.S.A.
97	583	15-10- 518	Grinder-plain Cylindrical I.M.D. Table Travelling Type	Sw.: 350mm Center to Center: 480mm Wt. 4 tons	1	Brown and Sharp U.S.A.
52	209	15-10- 531	Milling Machine- Horizontal knee I.M.D. Dial system	Size of L.C. & V. Feed: 940.220.460mm Size of Working Surface Table: 270X1.180mm Wt. 2.6 tons	1	Reinecker Germany
65	317	15-10- 532	Milling machine- Universal-Horizontal pulley	Size of L.C. & V.Feed: 820.255.610mm Size of working surface table: 330.195mm	1	Millwaukee
67	332	15-10- 538	Milling Machine- Universal-Horizontal Dia System I.M.D.	Size of L.C. and V. Feed: 980.220.550mm Size of Working Sur- face Table: 355X1.455mm Wt. 3.5 ton	1	Brown and Sharp U.S.A.
20	27	15-10- 1590	Boring Machine- Bridge-Jig I.M.D. No. of Feeds Spindle Speed: 6.18	Size of Table: 900X1.150mm V. Travel of Spindle: 200mm T. Travel of Head: 750mm Wt. 5.5.ton	1	Societe Genevoise Switzerland
173	976	15-10- 1692	Lathe-Engine I.M.D.	Sw. O.B. : 400mm Sw. O.C. : 360mm wt. 3 ton	1	Ex-Cello U.S.A.
113	664	15-10- 1671	Grinder-Surface- Reciprocating Table Hydr. System I.M.D.	Dis Wheel Centre to Table: 320mm Mag Chuck Size: 610.200mm Table wt. 3 ton	1	Thompson

131	766	15-10-1646	Grinder-profile I.M.D.	Table size 730 150mm Amplitude 10. wt. 0.5ton	1	Fritz-Studer (Switzer-land)
28	77	15-10-991	Drilling Machine-Vertical I.M.D. I-Spindle	Drilling Capacity in S or C: 35mm Sw. 700mm Size of Table: 650.50mm	1	Auerbach u. Scheide Germany
163	927	15-10-965	Lathe Engine I.M.D.	Sw. O.B.: 330mm Sw. O.C.: 190mm Dis B.C.: 600mm B.L.: 1.785mm Wt. 1.1 ton	1	Karger Germany
163	928	15-10-968	.	.	1	.
78	410	15-10-908	Lapping m/c-Flat	Lapping Capacity T.L.: 400.150mm Max Lap's dia : 610mm Max Vertical Adj of U.P.: 445mm wt. 2 ton	1	Sekerdt H. Schutte Germany
191	1,100	15-10-164	Lathe-Universal Turret-Ram Type I.M.D.	Sw. O.B. : 610mm Sw. O.C.: 370mm Wt. 2.8ton	1	Hidachi Seiki Japan
133	775	15-10-198	Lathe-Engine I.M.D.	Sw.: O.B.: 470mm Sw. O.C.: 360mm Wt. 2.7 ton	1	Tokyo Kikai Japan
136	793	15-10-317	Lathe-Engine I.M.D.	Sw. O.B.: 440mm Sw. O.C.: 350mm Wt. 1.5 ton	1	Shoun Kosaku Japan
23	47	15-10-299	Drilling Machine Vertical I.M.D. 1-Spindle	Drilling capacity in S or C: 38-41mm Wt.: 0.5ton	1	Oeki Tekko Japan
86	483	15-10-183	Gear tooth Grinder-External-Spur-Helical Hydraulic System I.M.D.	Pitch dia. 270mm Face 150mm. 3 Motors wt. 4.5 ton.	1	pratt & Whitney U.S.A.
81	442	15-10-	Gear Hobber-Univer-			

135	775	15-10-138	Lathe-Engine I.M.D.	Sw. O.B.: 470mm Sw. O.C.: 360mm Wt. 2.7 ton	1	Tokyo Kikai Japan
136	793	15-10-317	Lathe-Engine I.M.D.	Sw. O.B.: 440mm Sw. O.C.: 350mm Wt. 1.5 ton	1	Shoun Kosaku Japan
23	47	15-10-299	Drilling Machine Vertical I.M.D. 1-Spindle	Drilling capacity in S or C: 38-41mm Wt.: 0.5ton	1	Oeki Tekko Japan
86	483	15-10-183	Gear tooth Grinder- External-Spur-Helical Hydraulic System I.M.D.	Pitch dia. 270mm Face 150mm. 3 Motors wt. 4.5 ton.	1	pratt & Whitney U.S.A.
81	442	15-10-169	Gear Hobber-Univer- sal Vertical. I.M.D.	Pitch dia. 360 Face 240. wt. 1.130	1	Kashifuji Tekkosho Japan
75	389	15-10-277	Slotter-Vertical C.S.D.	Length of Stroke 250mm Dia. of Table 450mm Wt. 1.5 ton	1	Ikegai Tekko. Japan
135	789	15-10-305	Lathe-Engine-I.M.D.	Swing over Bed 470mm Swing over Centre 300mm Wt. 2.5 ton	1	Tokyo Kikai. Japan
17	11	15-10-307	Boring Machine- precision-Single Head. 1 Spindle-Hydraulic System. I.M.D.	Boring Capacity Max. dia. 210mm Min. dia. 7mm Max. Length 300mm Wt. 2.6 ton	1	Toyo Kogyo. Japan
87	489	15-10-314	Gear-tooth Grinder- Internal-Spur and Helical-Formed Wheel-Hydraulic System. I.M.D.	Pitch dia. 320 mm Face 80mm. 3 Motor Wt. 3 ton	1	Howa Juko. Japan
146	840	15-10-535	Lathe-Engine. I.M.D.	Sw. O.B. 360mm Sw. O.C. 240mm Dis. B.C. 1.200mm B.L. 2.200mm Wt. 1.6 ton	1	Mitsui Seiki. Japan

131	766	15-10-1647	Grinder-Snap Gauge	Table size 670X20mm L & C. Travel of Table 350X100mm. Dia of Grinding wheel 200mm. Wt. 0.8 ton	1	Mitsui Seiki, Japan
20	25	15-10-707	Boring Machine Bridge Jig. I.M.D.	No. of Feeds Spindle 3X9. Size of Table 840X550mm Table Travel 600mm	1	Mitsui seiki, Japan
53	219	15-10-706	Milling Machine- Horizontal-Knee. I.M.D. Dial System	Size of L.,C., and V Feed 740X150X400mm. Size of Working Surface Table 300X1170mm. Wt. 2.2t.	1	OkumaTekko, Japan
72	372	15-10-695	Milling Machine Die Making planer	Table Travel 500mm. Size of Table 1665X562 & 990X660. 3 Motors. Wt. 7.8 t.	1	Pratt & Whitney U.S.A.
60	275	15-10-658	Milling Machine- Vertical-Knee. Dial System. I.M.D.	Size of Working Surface Table 965X265mm Motor A.C. 3 HP. Wt. 2.3 ton	1	Enshu Kikai Japan

Total 32 Machines.

8099
Econ/Ind
CAG

GENERAL HEADQUARTERS
SUPREME COMMANDER FOR THE ALLIED POWERS
Economic and Scientific Section
APO 500

387.6(29 Mar 51)ESS/IND

29 March 1951

MEMORANDUM FOR: Reparations Agency, Tokyo

SUBJECT: Application for Movement and Authorized Use of Items Listed for Reparations

1. Reference is R.A.R. No. 335 (MS), 16 February, 1951, subject: Application for Movement and Authorized Use of Reparations Equipment of Nomura Barracks, Kanazawa Engine Works of Army Air Arsenal (Code No. 15-10) Filed by Hino Diesel Industry Co., Inc. (Non-reparations plant).

2. The application requesting permission for the transfer and authorized use of the (18) items of reparations machinery and equipment listed in reference 1, above, is approved as indicated in inclosure 1.

3. A rental fee shall be established for the authorized use of the equipment listed in reference 1, above, based upon current valuation and comparable to rental charges assessed by private interests for the use of similar equipment.

4. This permit is issued subject to any and all directives affecting reparations plants which have been issued or may hereafter be issued by the Supreme Commander for the Allied Powers. Reports will be rendered as required by current directives and instructions.

FOR THE CHIEF, ECONOMIC AND SCIENTIFIC SECTION:

2 Incls

- 1. Items author. for mvmt & use. (dup)
- 2. R.A.R. No. 335 (MS), 16 Feb 51 . (dup)

Cys furnished:
CA Sec (dup)
CPC

MAURICE M. CLASS
Chief, Industry Division

MEMO FOR RECORD:

The above ltr is self-explanatory.

W. A. Thurman, 26-8485

M. M. C.

TOKAI-HOKURIKU INFORMATION

O.D. 11

APR 13 1951

CAS

Items Authorized for Movement and Use

The application requesting permission for the transfer and authorized use of the following (18) items of reparations machinery and equipment is approved as listed below:

<u>Present Location</u>	<u>No. of Items</u>	<u>To Be Transferred To</u>
Army Air Arsenal, Kanazawa Engine Works, Nomura Barracks (15-10)	18	Hino Diesel Industry Co., Inc. No. 7319, Hin, Hino-machi Minamitama-gun, Tokyo-to

- nothing follows -

Incl 1

TO : GENERAL HEADQUARTERS, SUPREME COMMANDER FOR THE ALLIED POWERS.

FROM : Reparations Agency, Tokyo.

SUBJECT: Application for Movement and Authorized Use of Reparations Equipment of Nomura Barracks, Kanazawa Engine Works of Army Air Arsenal (Code No. 15-10) Filed by Hino Diesel Industry Co., Inc. (Non-reparations plant).

R.A.R. No. 335 (MS)

16 February 1951.

1. The Reparations Agency hereby submits to your Headquarters an application for movement and authorized use of 18 items of reparations equipment now lying idle in the Nomura Barracks, Kanazawa Engine Works of Army Air Arsenal (Code No. 15-10) filed by the Hino Diesel Industry Co., Inc. (Non-reparations plant), together with an application of the Ministry of Finance and a recommendation of the Ministry of International Trade and Industry as enclosed herewith.
2. This application has been investigated and recommended by other interested government agencies after checking non-availability of these applied equipment.
3. It is requested that your most favorable consideration be given to this application at the earliest practicable date.

(Y. Katsuno)
Director, Reparations Division,
Reparations Agency.

- Incls:**
- a. Application of the Ministry of Finance.
 - b. Recommendation of the Ministry of International Trade and Industry.
 - c. Application of the subject company.

Incl 2

LIST OF FACILITIES FOR APPLICATION

Code No.: 15-10

Name of plant: ~~The Kanagawa plant of Tachikawa Army Air Base~~ *Yamusa Barracks Kanagawa Engine Works of*Address of Plant: ~~Army Air Arsenal~~ *Army Air Arsenal*
Nodamachi, Kanagawa-shi, Ishikawa-ken

1. Machinery

Inv. No.	Name of Machinery	Brief Specification	Quantity	Remarks
15-10-35	Lathe-Standard	Bed Length 14'	1	Karatsu Tekkosho
15-10-1070	-do-	Bed length 12'	1	Heinemann
15-10-1054	-do-	Bed length 10'	1	Toyokikai K.K.
15-10-357	-do-	-do-	1	Toyokikai K.K.
15-10-1630	Grinding machine-internal	Max. dia. 100m/m Max. depth 250m/m	1	Wotan
15-10-956	Gear hobbers	Table dia 18"	1	Karatsu Seisakusho
15-10-156	-do-	-do-	1	-do-
15-10-133	-do-	-do-	1	-do-
15-10-1674	Turret Lathe-Vertical	Swing 36"	1	Bullard
15-10-1668	-do-	-do-	1	-do-
15-10-1012	-do-	-do-	1	Karatsu Seisakusho
15-10-1615	Drilling machine radial	4'	1	American
15-10-1616	-do-	-do-	1	-do-
15-10-519	-do-	5'	1	Ikegai Tekkosho

Application for Maintenance Work

Kind of work Repair Work

Project Number: Kinzaibai No. 3 Plant Number: 15-10
 Plant Name : Tachikawa Air Arsenal, Kanazawa plant
 (Kanazawa Air Arsenal)
 Plant Address : Nodamachi, Kanazawa City, Ishikawa Pref.

Description of work for which funds are requested:

This construction consists in covering the windows of each buildings, Nomura Barracks, with mat.

Justification for request:

Nomura Barracks' buildings were Ex-Army horse-pen and windows was lougers, so all is very incomplete. In winter it snows very hard here and a bad weather continues. On snowy days a snow blows in through the windows, and the reparation machines becomes white with snow. Owing to checking these damage, it is requested at any cost to cover the windows with mat.

Cost estimate:	<u>Custodian</u>	<u>District Office</u>	<u>Ministry</u>
Materials Cost	¥ <u>12,200</u>	¥ <u>12,200</u>	¥ _____
Labor Cost	¥ <u>2,800</u>	¥ <u>2,800</u>	¥ _____
Transportation Cost	¥ <u>0</u>	¥ <u>0</u>	¥ _____
Miscellaneous Expenses	¥ <u>3,550</u>	¥ <u>3,050</u>	¥ _____
Total	¥ <u>18,850</u>	¥ <u>18,350</u>	¥ _____

Estimated by (Custodian) S. Okamura dated 10 Dec. 1949

Checked by (District Office) S. Matengama dated 16 Dec. 1949

Checked by (Ministry) _____ dated _____

Confirmed by Reparations Agency To Kai-Hokuriku SA L. P. ... dated 20 Dec 1949

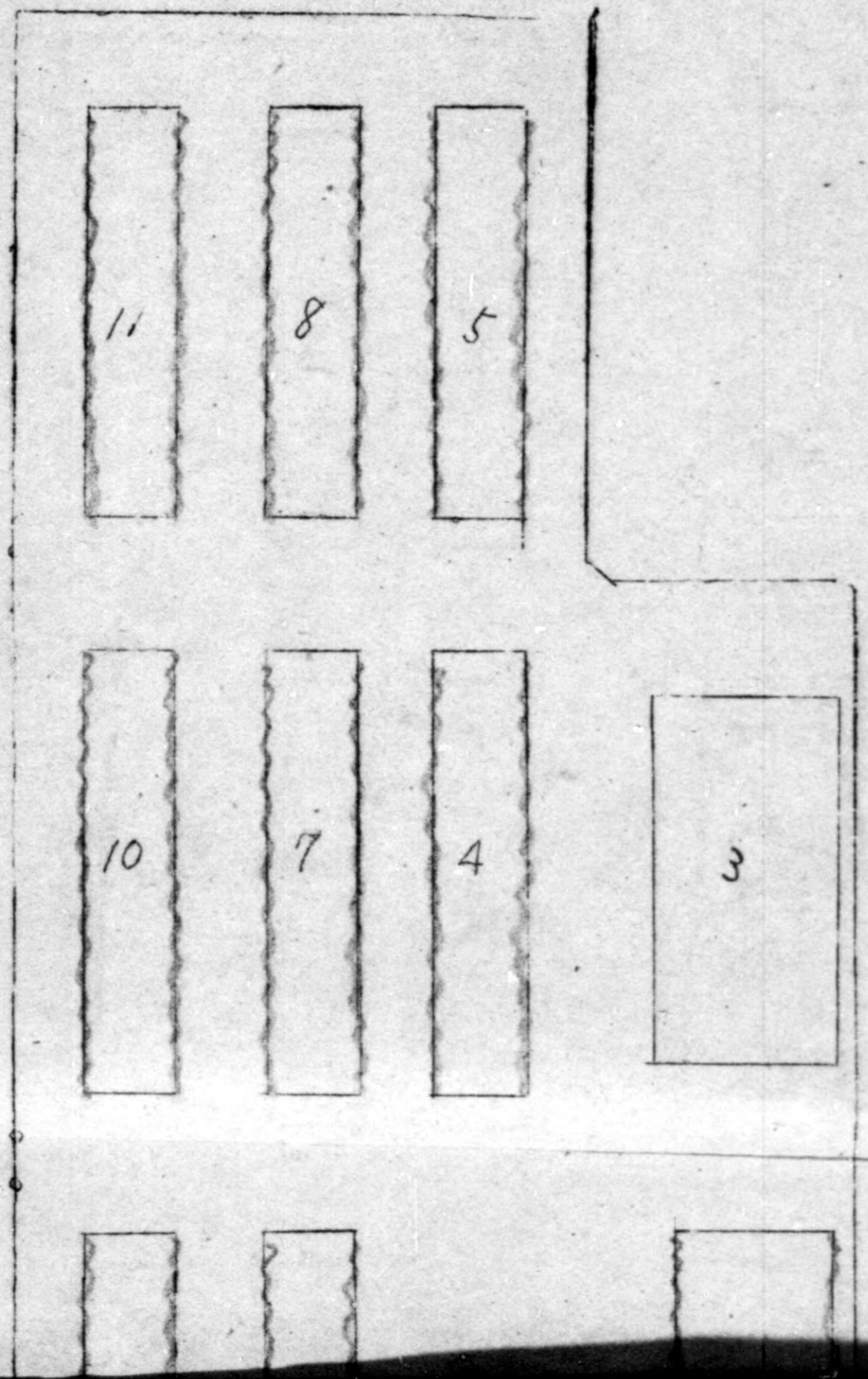
Approved by Civil Affairs Team _____ dated _____

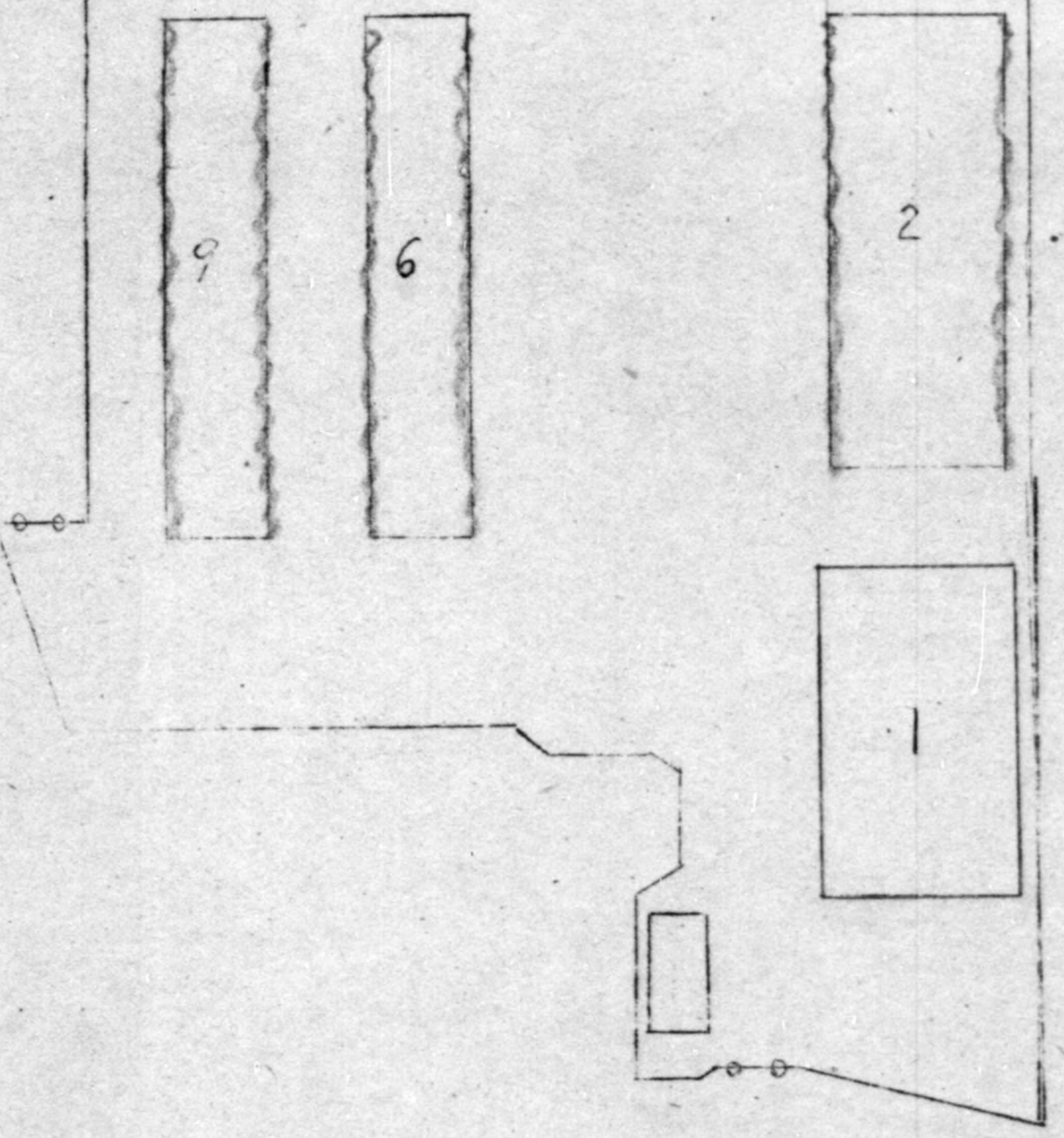
Approved by C.P.C. _____ dated _____

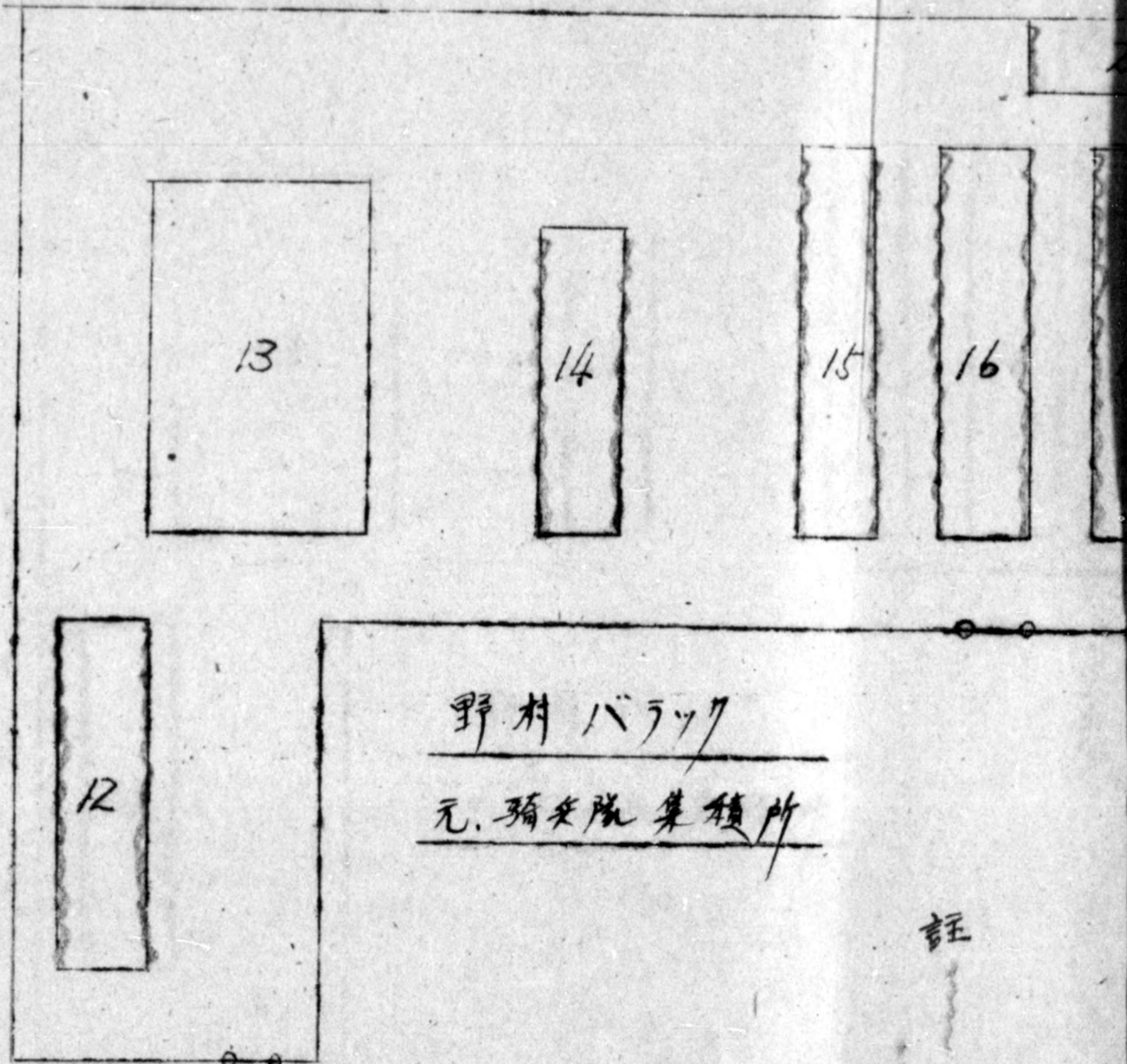
野村バラック

元、山砲隊集積所

註
の箇所は「あり」に記入す







註
 〃 個所は「〃」に示す

File

Application for Maintenance Work

Kind of work Repair Work

Project Number: Kinzaibai No. 1-A Plant Number: 15-10

Plant Name : Tachikawa Air Arsenal, Kanazawa Plant
(Kanazawa Air Arsenal)

Plant Address : Nodamachi, Kanazawa City, Ishikawa Pref.

Description of work for which funds are requested:

1. The construction to cover 19th build of Nomura Barrack's roof (19th tsubo) with zinc.

Justification for request:

2. Above 19th building's roof is a shingle roofing now. It was three years ago to be changed with shingle-roofing, so the boards falls into decay. Moreover as the boards is flied in all directions by the Hurri-cane patorishiya and other storms.

By above reason a leak in roof is heavy, reparation machines there, 108 mach. is getting wet heavily on rainy days. Consequently a urgent repair is requested.

Cost estimate:	<u>Custodian</u>	<u>District Office</u>	<u>Ministry</u>
Materials Cost	¥ <u>136,000-</u>	¥ <u>136,000-</u>	¥ _____
Labor Cost	¥ <u>71,100-</u>	¥ <u>68,100-</u>	¥ _____
Transportation Cost	¥ <u>10,000-</u>	¥ <u>10,800-</u>	¥ _____
Miscellaneous Expenses	¥ <u>75,000-</u>	¥ <u>71,000-</u>	¥ _____
Total	¥ <u>292,100-</u>	¥ <u>285,900-</u>	¥ _____

Estimated by (Custodian) S. Okamura Dated 12 November 1949

Checked by (District office) S. Matuyama Dated 22 November 1949

Checked by (Ministry) _____ Dated _____

Approved by Reparation Agency _____ Dated _____

Confirmed
Approved by Civil Affairs Team E. J. Howard DAO Dated 15 Dec. '49

Approved by C.P.C. 9/1/49 Dated _____

Application for Maintenance Work

Kind of Work Repair Work

Project Number: Kinzaibai No. 1-B Plant Number: 15-10

Plant Name : Tachikawa Air Arsenal, Kanazawa Plant
(Kanazawa Air Arsenal)

Plant Address : Nodamachi, Kanazawa City, Ishikawa Pref.

Description of work for which funds are requested:

1. The construction to cover 19th build of Nozura Barrack's roof (494 tsubo) with tile.

Justification for request:

2. Above 19th building's roof is a shingle roofing now. It was three years ago to be changed with shingle-roofing, so the boards falls into decay. Moreover as the boards is flied in all directions by the Hurri-cane patorishiya and other storms.

By above reason a leak in roof is heavy, reparation machines there, 108 mach. is getting wet heavily on rainy days. Consequently a urgent repair is requested.

Cost estimate:	<u>Custodian</u>	<u>District office</u>	<u>Ministry</u>
Materials Cost	¥ <u>543,400-</u>	¥ <u>533,520-</u>	¥ _____
Labor Cost	¥ <u>55,200-</u>	¥ <u>52,300-</u>	¥ _____
Transportation Cost	¥ <u>81,000-</u>	¥ <u>67,500-</u>	¥ _____
Miscellaneous Expenses	¥ <u>20,000-</u>	¥ <u>32,700-</u>	¥ _____
Total ,.....	¥ <u>699,600-</u>	¥ <u>686,020-</u>	¥ _____

Estimated by (Custodian) S. Okuma Dated 12 November 1949

Checked by (District office) S. Matuyama Dated 22 November 1949

Checked by (Ministry) _____ Dated _____

Approved by Reparations Agency _____ Dated _____

Approved by Civil Affairs Team _____ Dated _____

Approved by C.P.C. _____ Dated _____

Application for Maintenance Work

Kind of work Repair of Machine

Project Number: Kinzai No. 2

Plant Number : 15-10

Plant Name : Tachikawa Air Arsenal, Kanazawa Plant
(Kanazawa Air Arsenal)

Plant Address : Nodamachi, Kanazawa City, Ishikawa Pref.

Description of work for which funds are requested:

The repair work of machines is requested for 108 machines in 19th build. in Nomura Barracks.

Justification for request:

The former machines is in above 19th build., but the shingle roof falls into decay, a leak in roof is heavy when it rains; so since September the machines has been wet.

Owing no repair work rust is hard for the machines. We are buries in anxiety on their precision.

If it will continue hereafter, the machines cannot help becoming scrap. As soon as the construction for roof is over the former repair work is requested absolutely.

Cost estimate:	<u>Custodian</u>	<u>District office</u>	<u>Ministry</u>
Materials Cost	¥ <u>9,800-</u>	¥ <u>9,300-</u>	¥ _____
Labor Cost	¥ <u>31,400-</u>	¥ <u>29,550-</u>	¥ _____
Transportation Cost	¥ <u>0</u>	¥ <u>0</u>	¥ _____
Miscellaneous Expenses	¥ <u>7,750-</u>	¥ <u>7,750-</u>	¥ _____
Total	¥ <u>48,950-</u>	¥ <u>46,600-</u>	¥ _____

Estimated by (Custodian) S. Okamura Dated 12 November 1949

Checked by (District office) S. Matsuyama Dated 22 November 1949

Checked by (Ministry) _____ Dated _____

Approved by Reparations Agency _____ Dated _____

Approved by Civil Affairs Team _____ Dated _____

Approved by C.P.C. _____ Dated _____

Not this time
15 Dec. '49

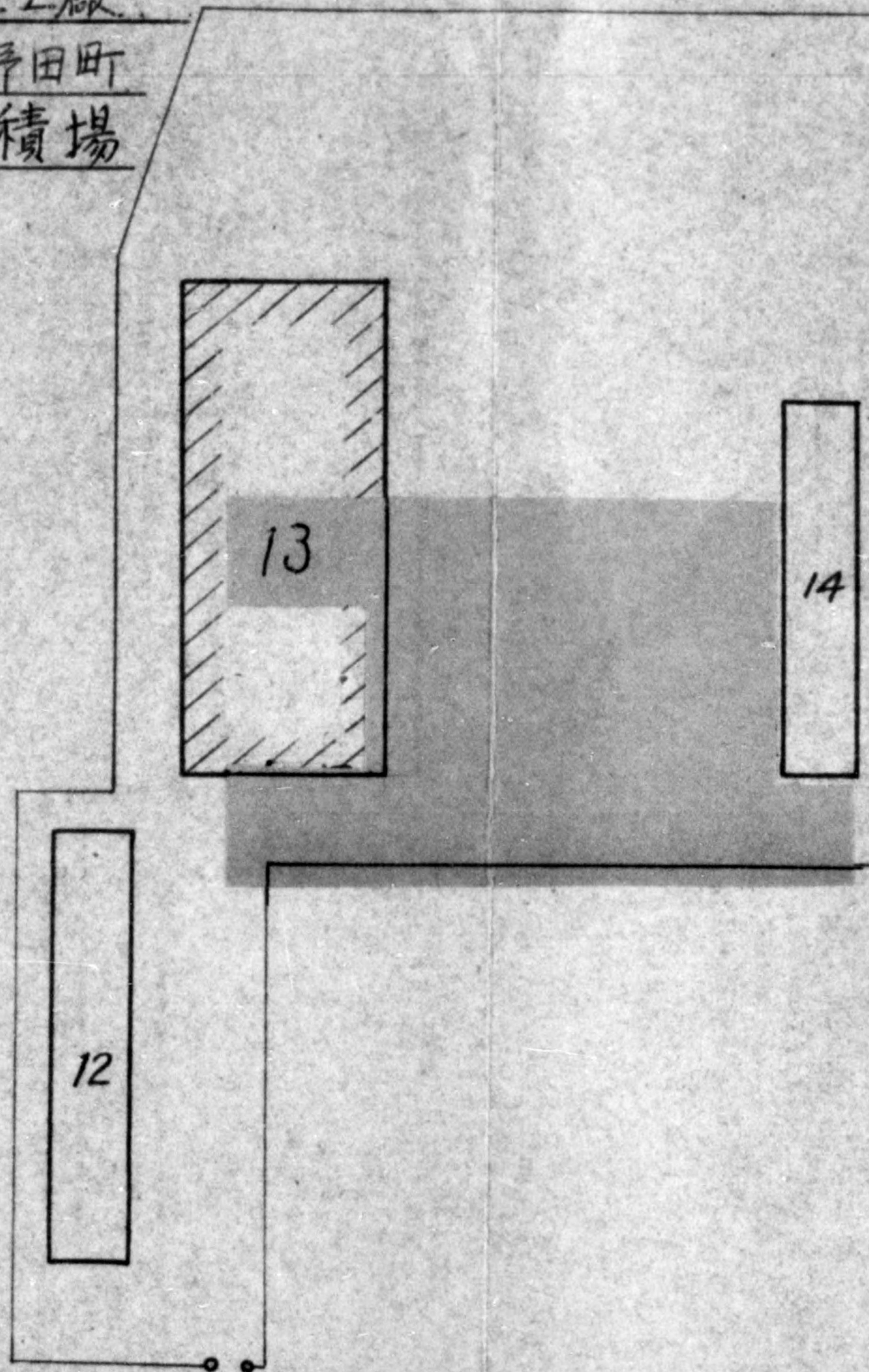
縮尺 1/1000 構内面積 9.

Code No. 15-10

工廠名 金澤航空工廠

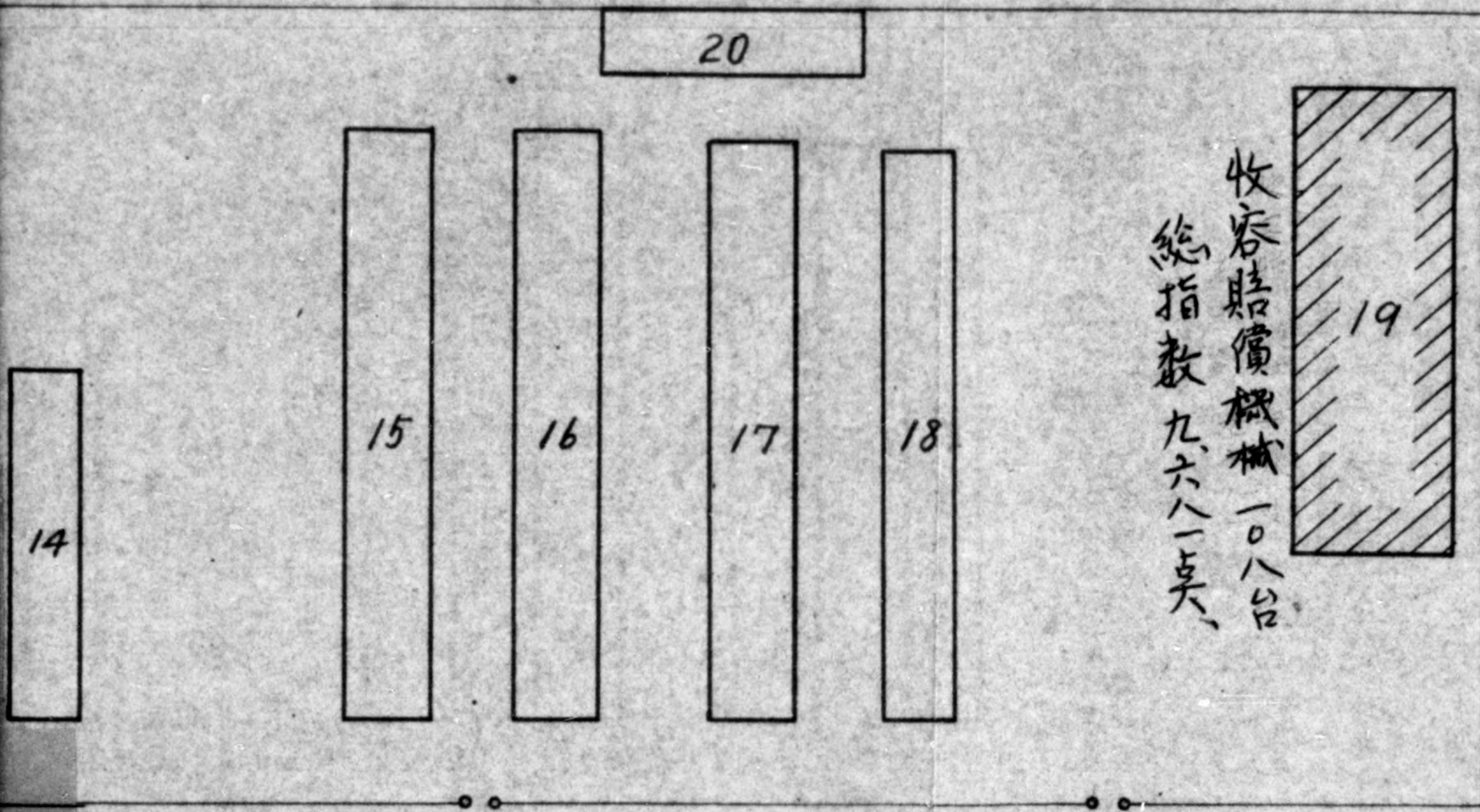
所在地 金澤市野田町

元騎兵隊集積場



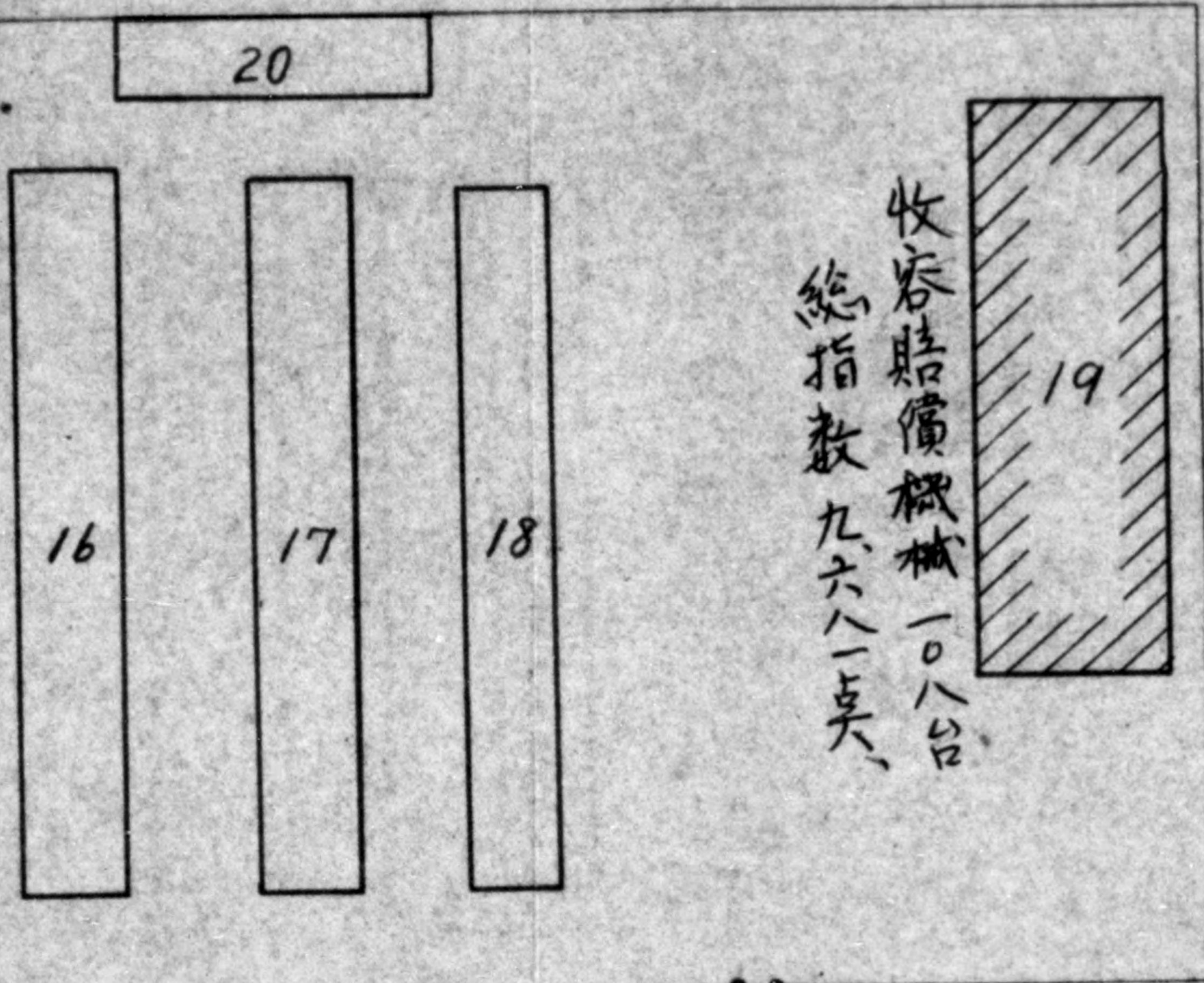
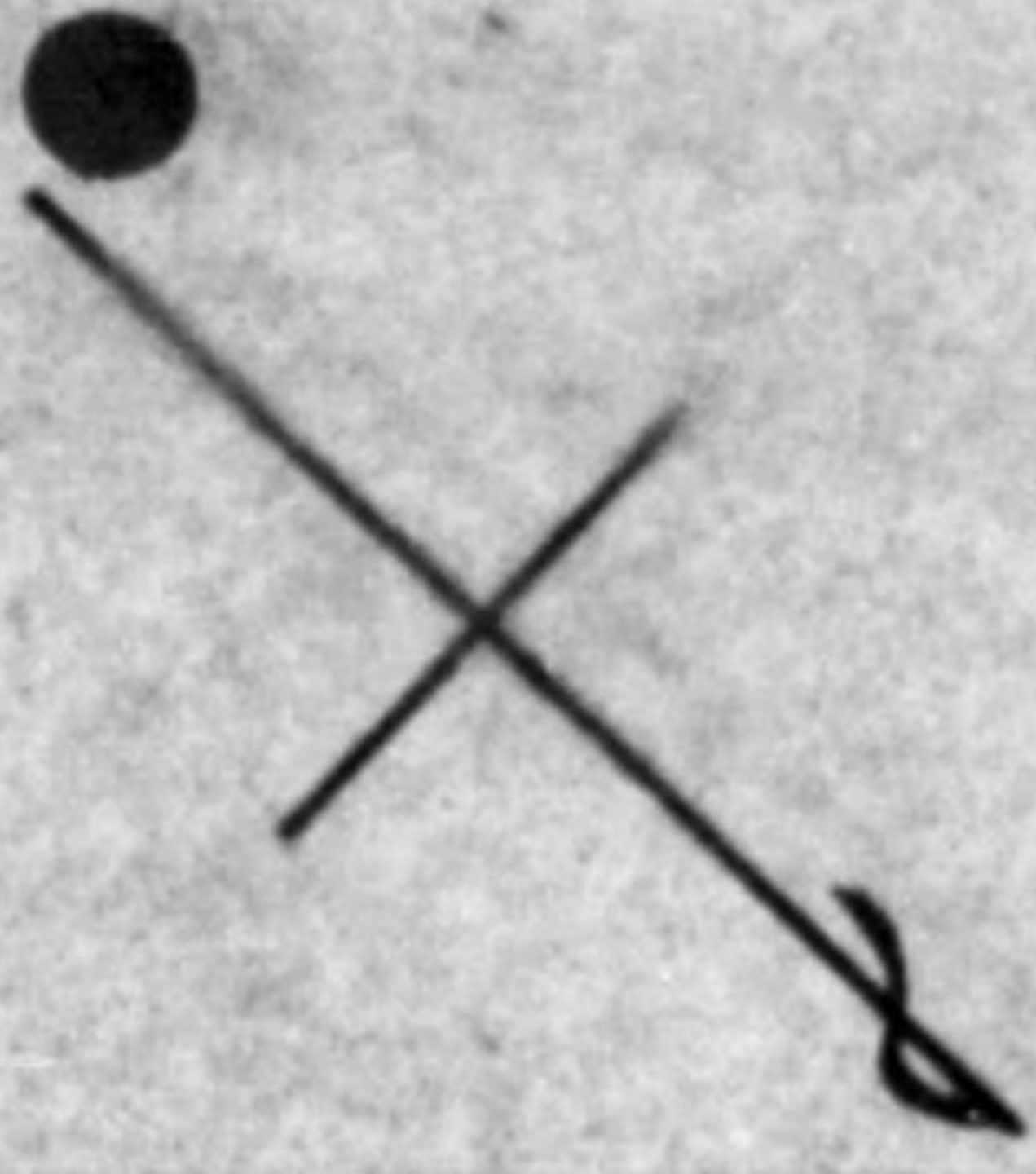
建屋番号	面積
12	147坪
13	356"
14	125"
15	250"
16	250"
17	245"
18	200"
19	380"
20	101"

面積 9,760 坪



收容賠償機械一〇八台
 總指數九六八二五

□
 Guard House




 Guard House

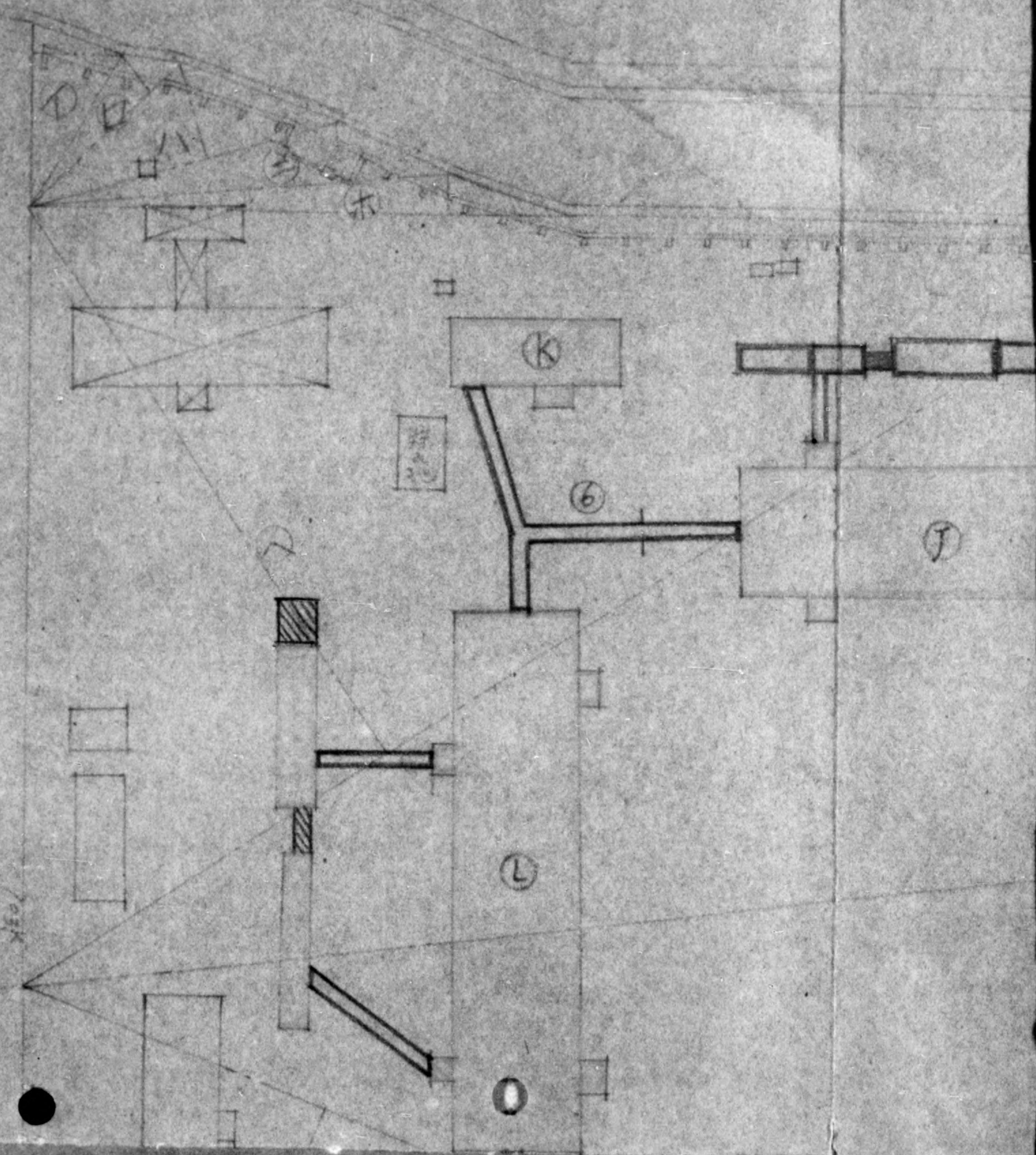
Early
Map of Nomura Barracks.

15-10

File
[Signature]

[Faint, illegible handwritten markings]

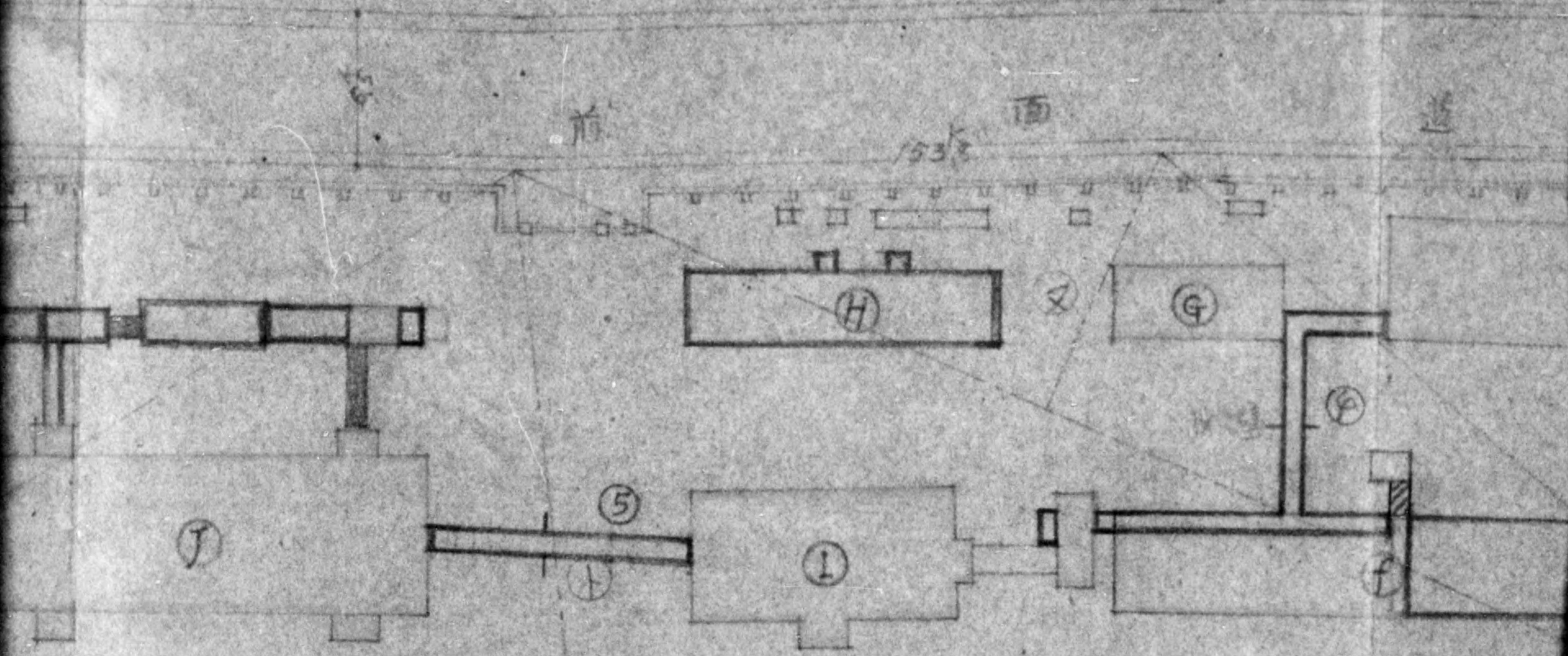
配置

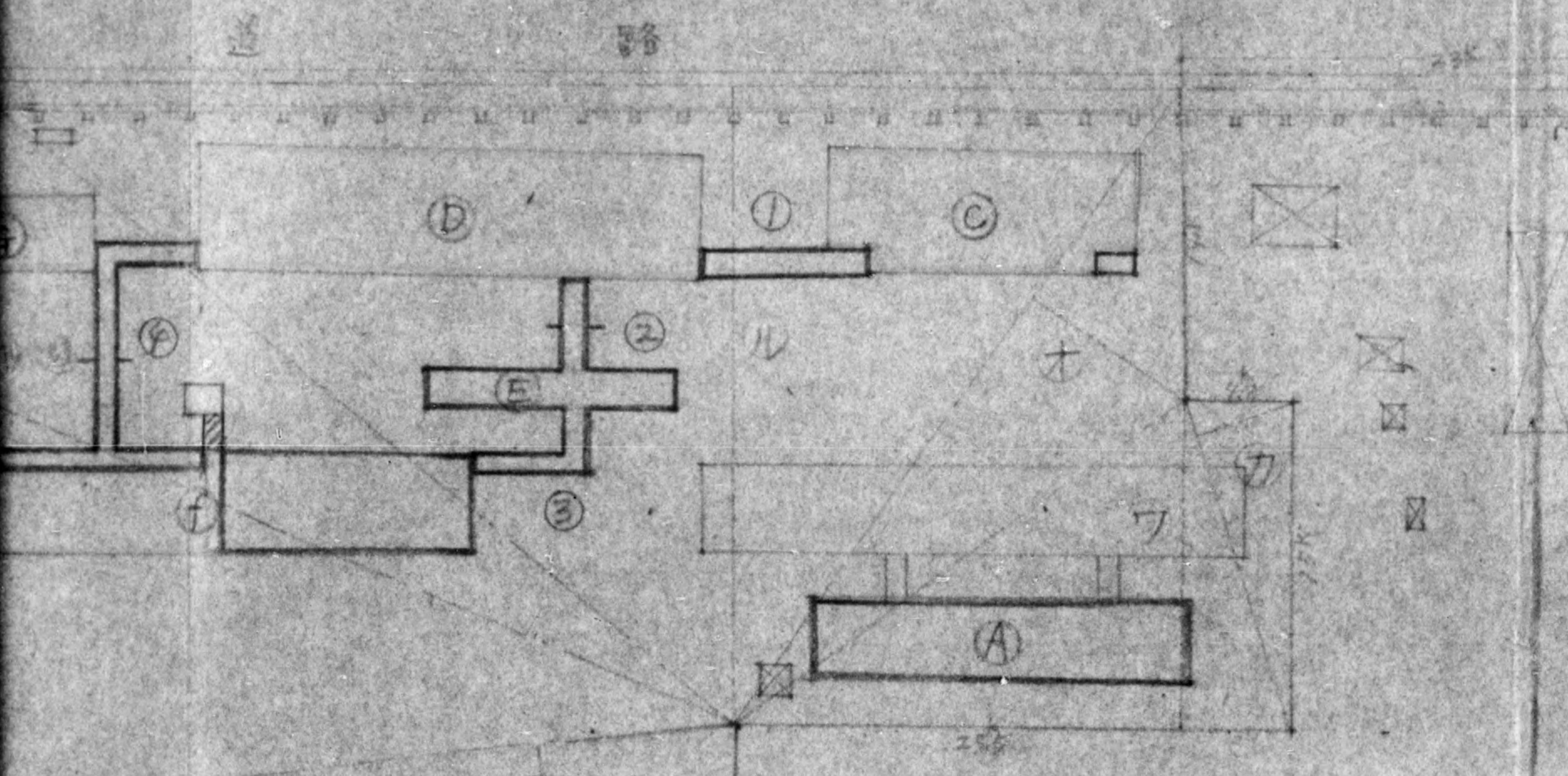



配置圖

S = 1:600

N





野田中学校改装工事

配置图 附近見取图



Y600 Y6000

23 12

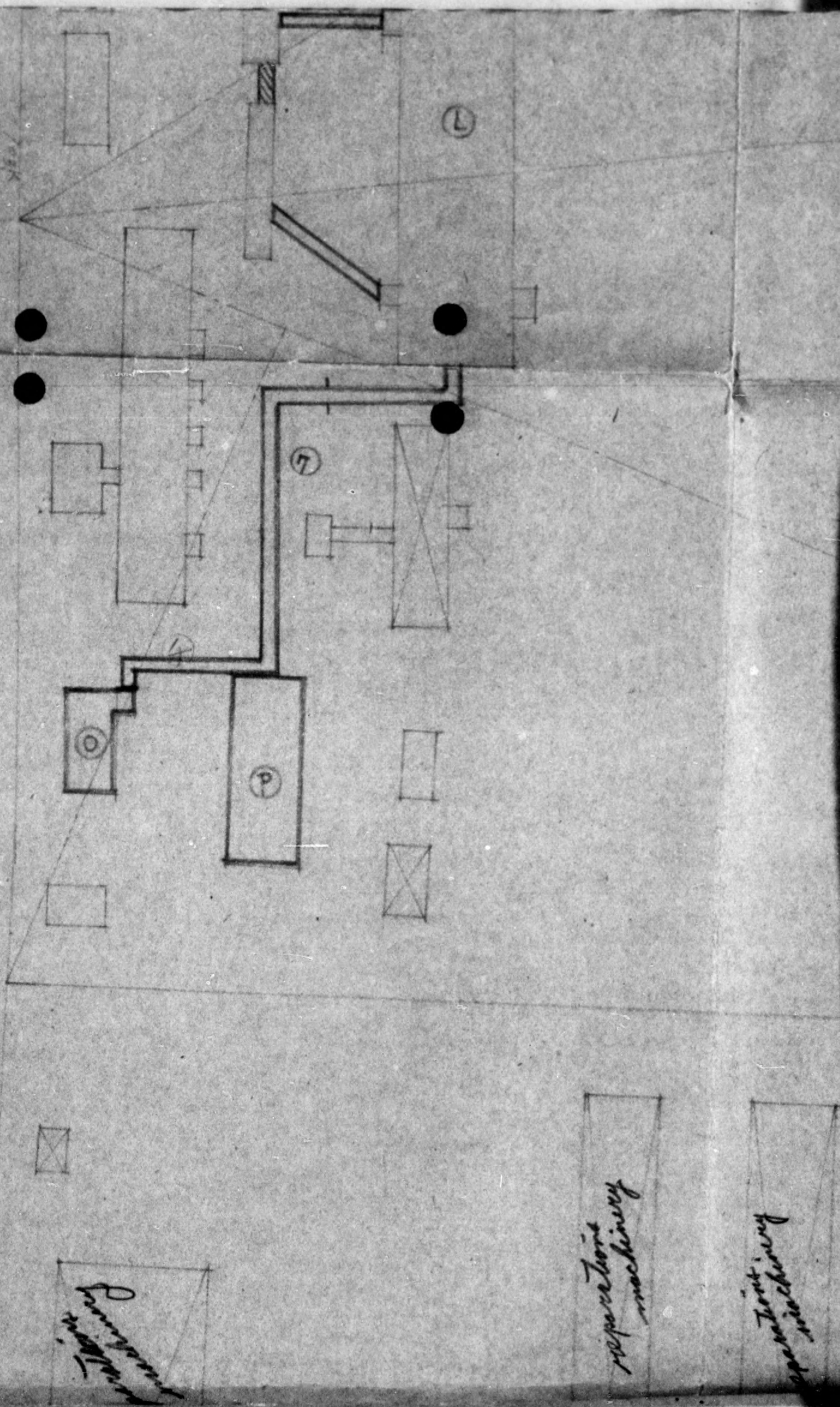


附近見取图


S=1:6000



775013



775013



1845

not machinery

operating machinery

operating machinery

operating machinery

operating machinery

脚水池

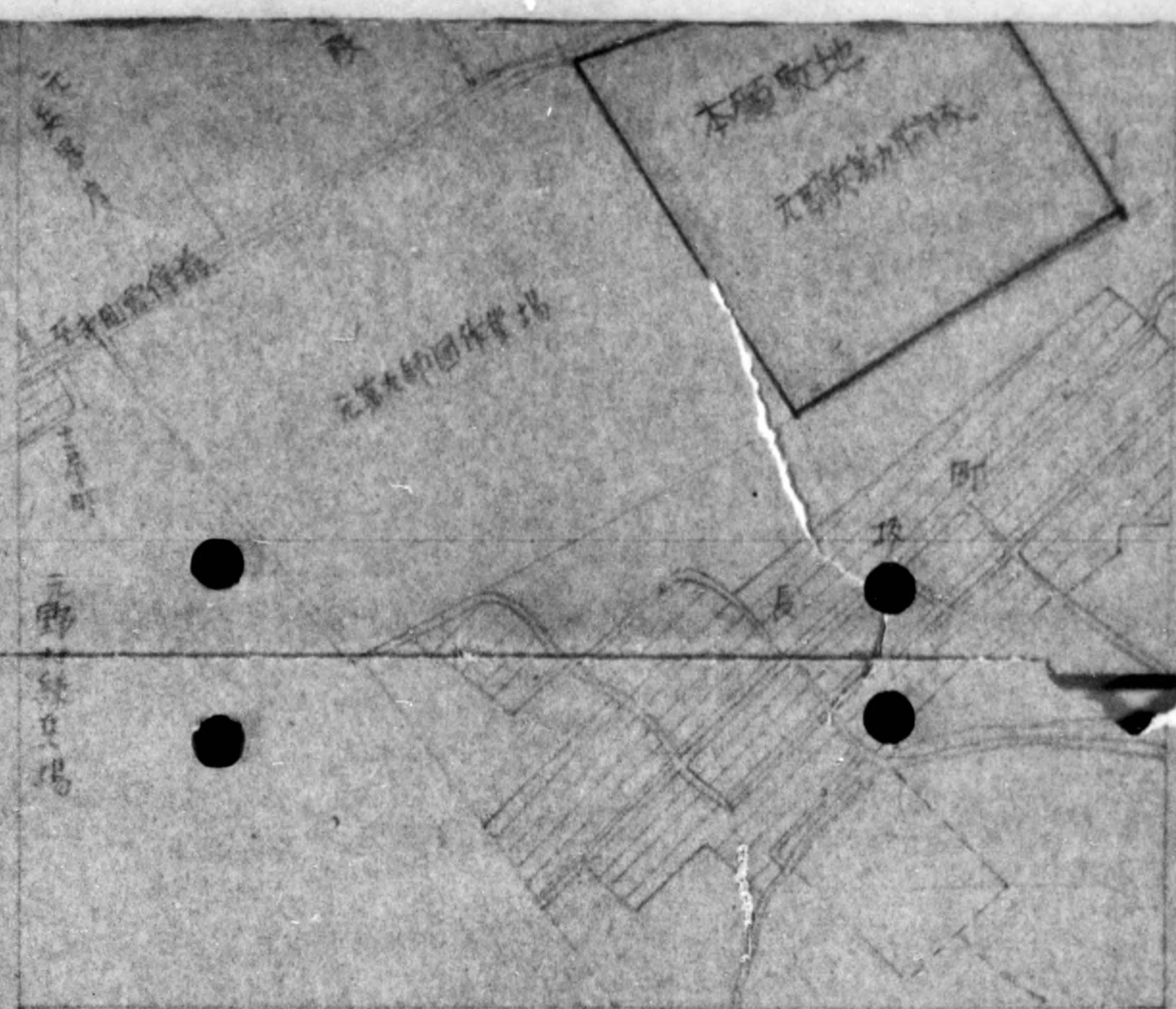
Building
number

Building
number

凡例






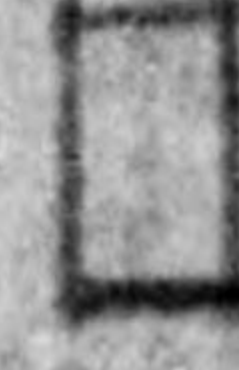
撤去
修葺
模掉替
改築
增築


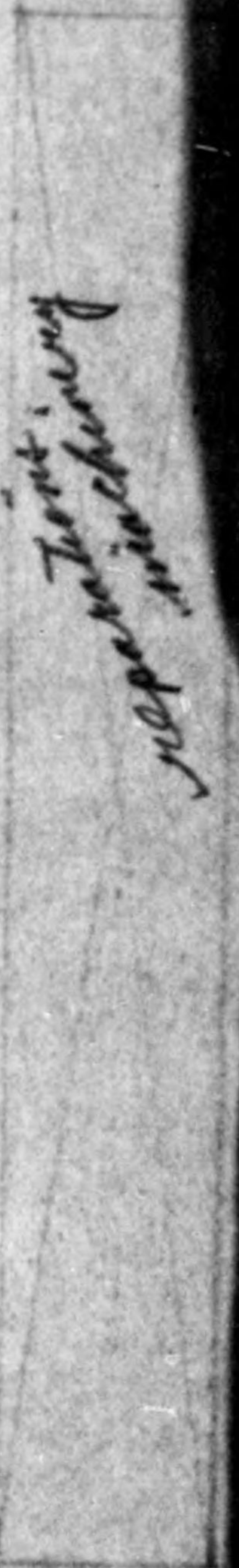
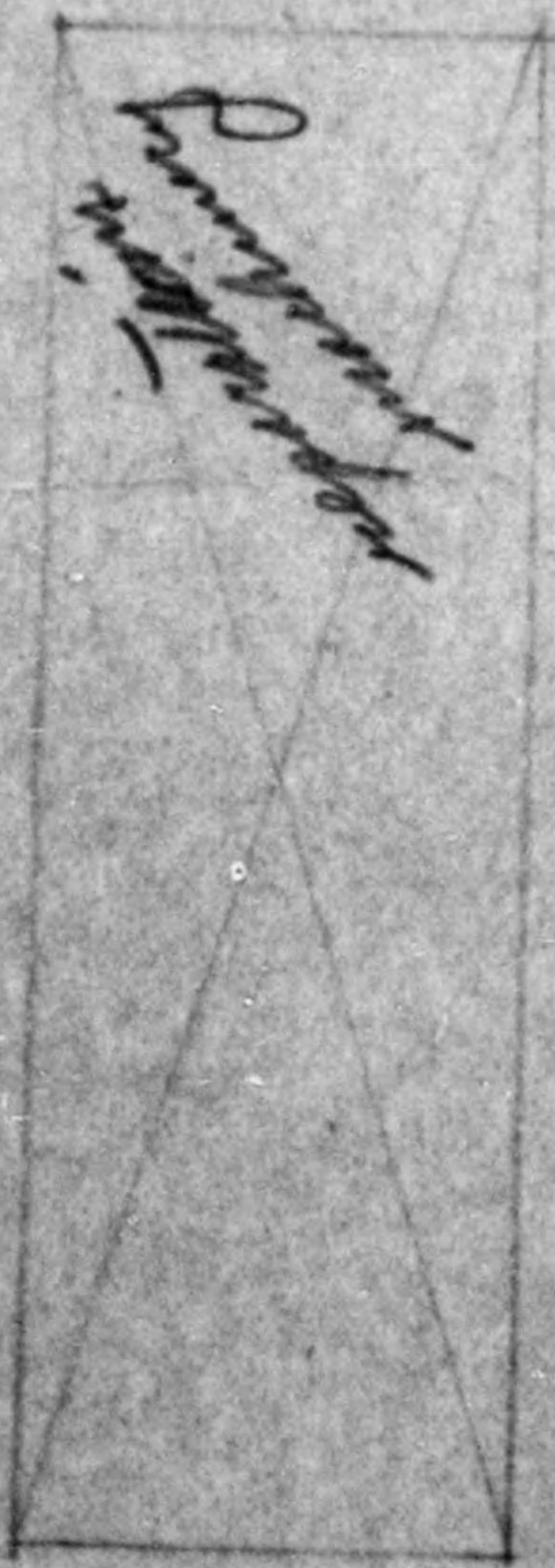

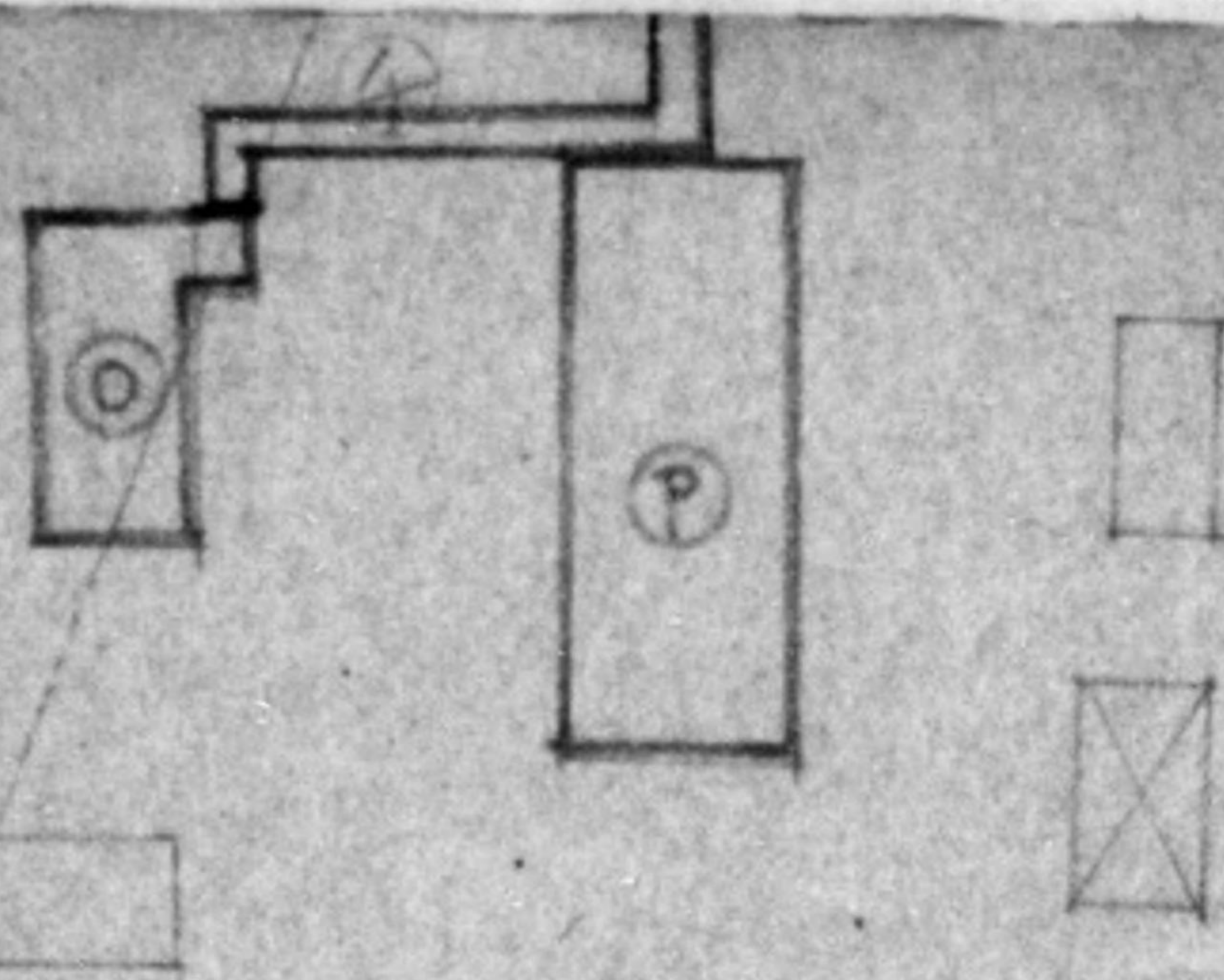


敷地面積計算表

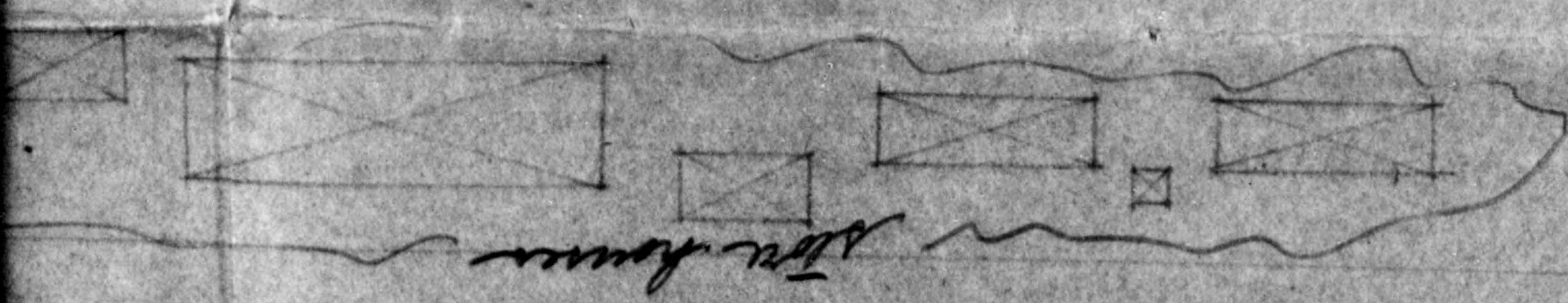

符號	寸	法(間)	數量(坪)
イ	10.5 x	5.0 ÷ 2	26.25
ロ	11.5 x	2.5 ÷ 2	14.375
ハ	18.0 x	5.5 ÷ 2	49.50
ニ	24.0 x	3.5 ÷ 2	42.00
ホ	30.0 x	2.5 ÷ 2	37.50
ヘ	79.0 x	36.5 ÷ 2	1441.75
ト	132.0 x	35.0 ÷ 2	2310.00
チ	140.0 x	46.0 ÷ 2	3220.00
リ	132.0 x	66.0 ÷ 2	4356.00
ク			

凡 例

-  修繕
-  模倣替
-  改築予定
-  増築予定



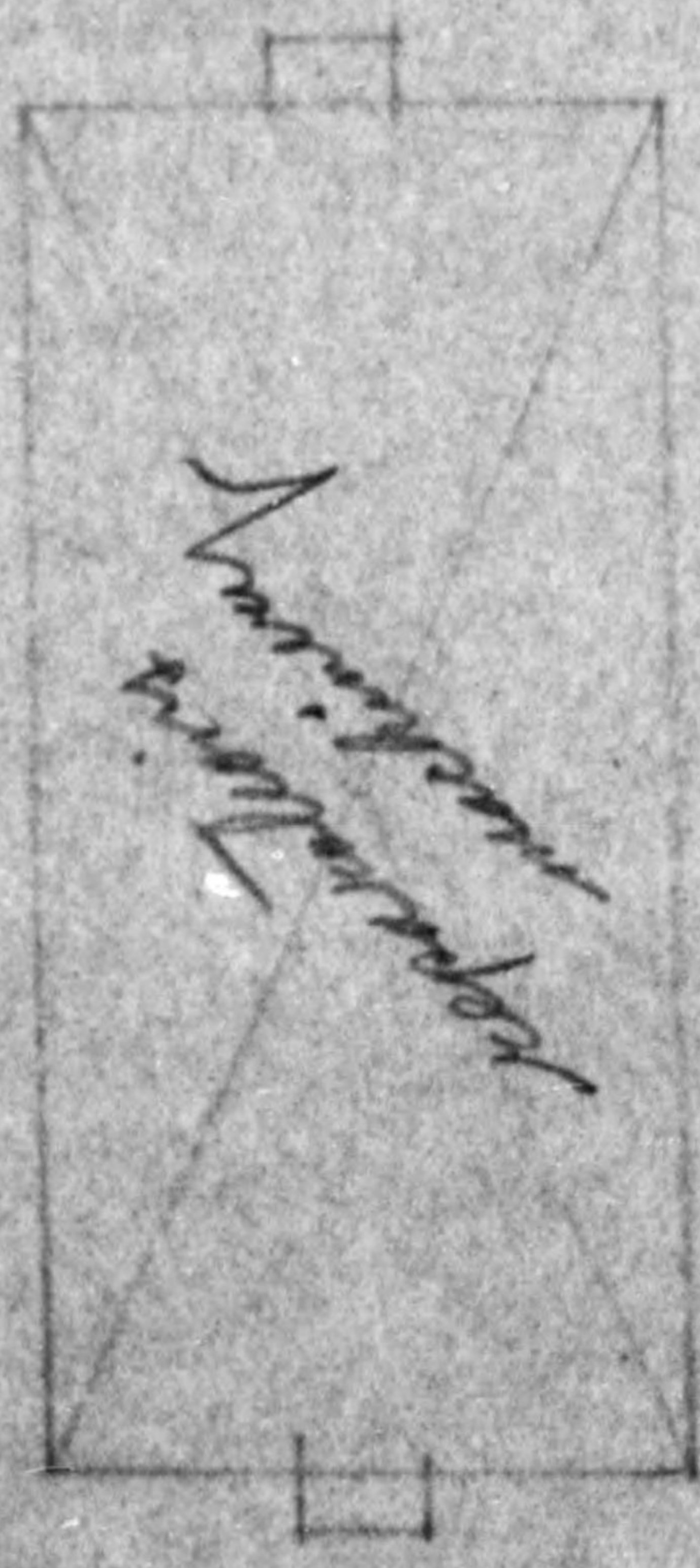
1385



The former

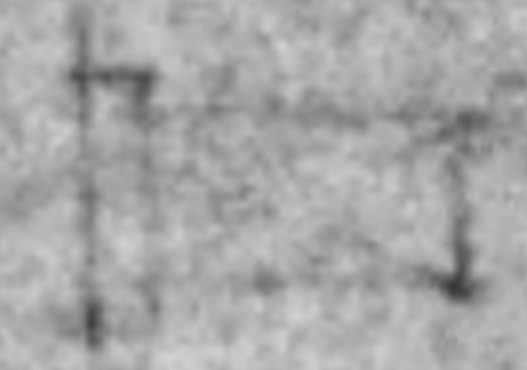
圖水池

Perimeter
signature



凡 例


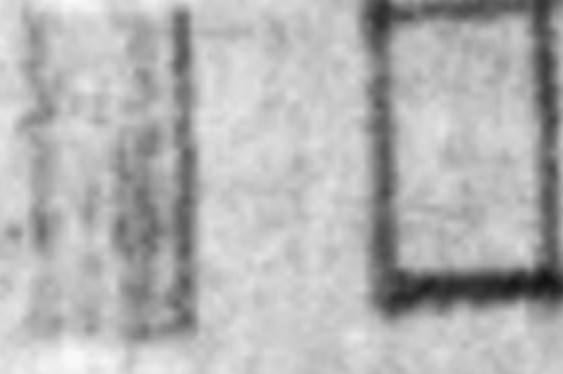

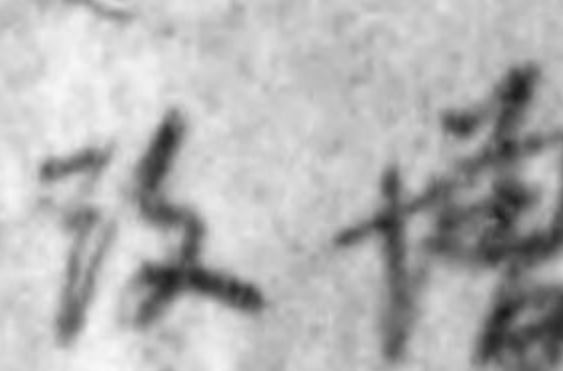



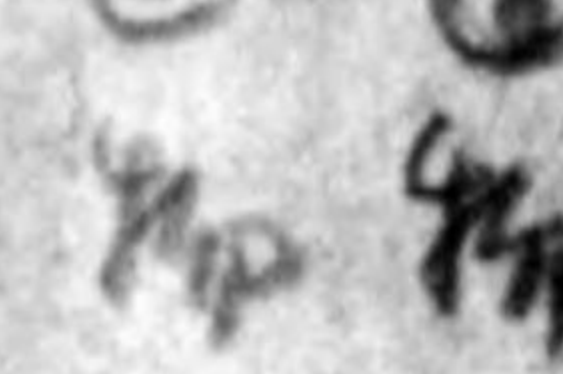


撤去	修繕	模倣替	增築建
〃	〃	〃	〃



敷地面積計算表

符號	寸	法(間)	數量(坪)
イ	10.5 x	5.0 ÷ 2	26.25
ロ	11.5 x	2.5 ÷ 2	14.375
ハ	18.0 x	5.5 ÷ 2	49.50
ニ	24.0 x	3.5 ÷ 2	42.00
ホ	30.0 x	2.5 ÷ 2	37.50
ヘ	79.0 x	36.5 ÷ 2	1441.75
ト	132.0 x	35.0 ÷ 2	2310.00
チ	140.0 x	46.0 ÷ 2	3220.00
リ	132.0 x	66.0 ÷ 2	4356.00
ヌ	71.0 x	13.0 ÷ 2	461.50
ル	55.5 x	29.0 ÷ 2	804.75
ホ	35.5 x	9.5 ÷ 2	168.625
フ	25.5 x	15.0 ÷ 2	191.25
カ	16.0 x	4.5 ÷ 2	36.00
計			13159.50

凡 例

-   増築建物
-   改築建物
-   模様替
-   修繕
-   去



大蔵省所管建物



該工事使用計画建物

15-10

KANAZAWA FINANCE OFFICE

F. J. G. P.
To:- Economics Officer.
Hqs. Ishikawa Military Government Team.

Subject:- Concerning a stolen incident of scrap at Nomura Barracks

Scrap at Nomura Barracks getting permission at October 12, 1948. had disposed to Industrial Reconstruction Public Corporation by order.

However, as it become clear that Yoshida Oya and one other in conspiracy with outsiders, by utilizing it, have stolen the scrap (about 4 ton) in warehouse of the Middle School attached to the higher normal school over the wall round the Nomura Barracks and have disposed to the factory in the city, they were arrested by the police.

Mainly, A,B warehouse in following drawing show stolen place.

3 ton within stolen scrap (about 4 ton) have withdrawn and kept, now.

Nothing is the matter for reparation factory.

It is a matter for regret that such accident should happen, so hereafter we keep a strict watch over.

S. Matsuyama
SOFOKICHI MATSUYAMA

Chief, State Property Division,
Kanazawa Finance Bureau.

HEADQUARTERS
ISHIKAWA MILITARY GOVERNMENT TEAM
APO 301 (Kanazawa, Honshu)

12 October 1948

SUBJECT: Permission to Remove and Sell Scrap
THRU: Liaison Office, Ishikawa-ken
TO: Kanazawa Prefectural Division of the Nagoya Financial Bureau

1. Permission is hereby granted to remove scrap metal as listed on the attached request from the premises of the Kanazawa Engine Works, Nomura Barracks, Code No. 15-10 for disposal by sale to the industrial reconstruction kodan.

2. This scrap must be sold only to the Industrial Reconstruction kodan Ishikawa Branch.

FOR THE COMMANDING OFFICER :

JOSEPH D. GILMORE
Major, FA
Economics Officer

KANAZAWA PROVINCIAL DIVISION OF
NAGOYA FINANCIAL BUREAU

Oct. 4th 1948

Subject :-- To deal with the scraps of machines or implements.

To :-- Major J. D. Gilmore Economic Officer of Ishikawa M. G. T.

Business:-- Want to deal with the scraps of machines and implements of Division proper as follows, so please appoint.

1. Scraps' position and quantity of machines and implements that we want to deal with depend on the follows.

2. A way of dealing with

a party of sale :-- The Industrial Reconstruction Kodan, a reason of selecting party :--

We want to get pig-iron's scrap to use for manufacturer of weaving-machine of this pref. as moulding funds to mend weaving-machines

Cost of sale :-- A cost to reduce every expense from an official cost.

3. Please admit to destroy or cut or elect scraps in Store.

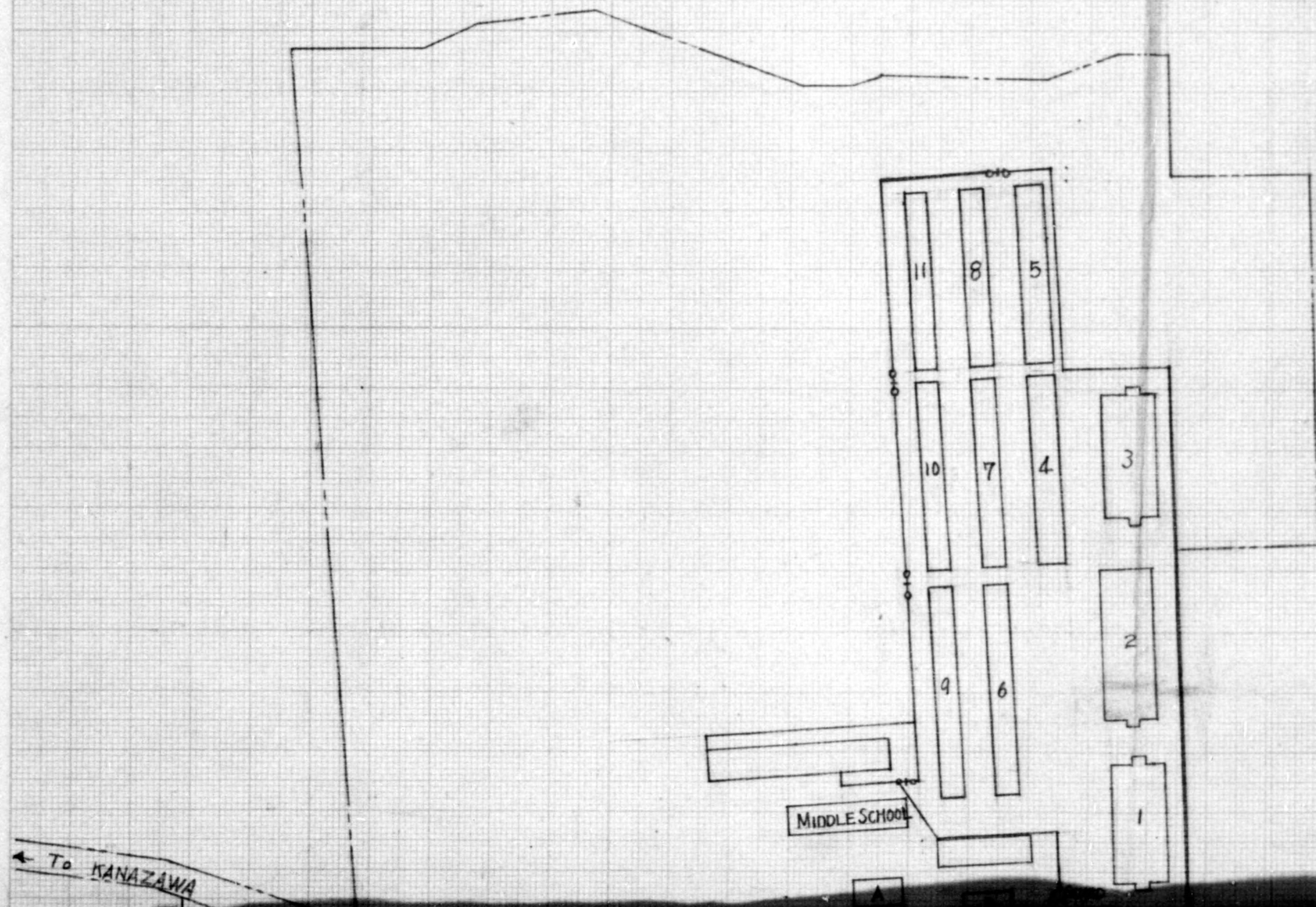
A list of scraps to want to deal with

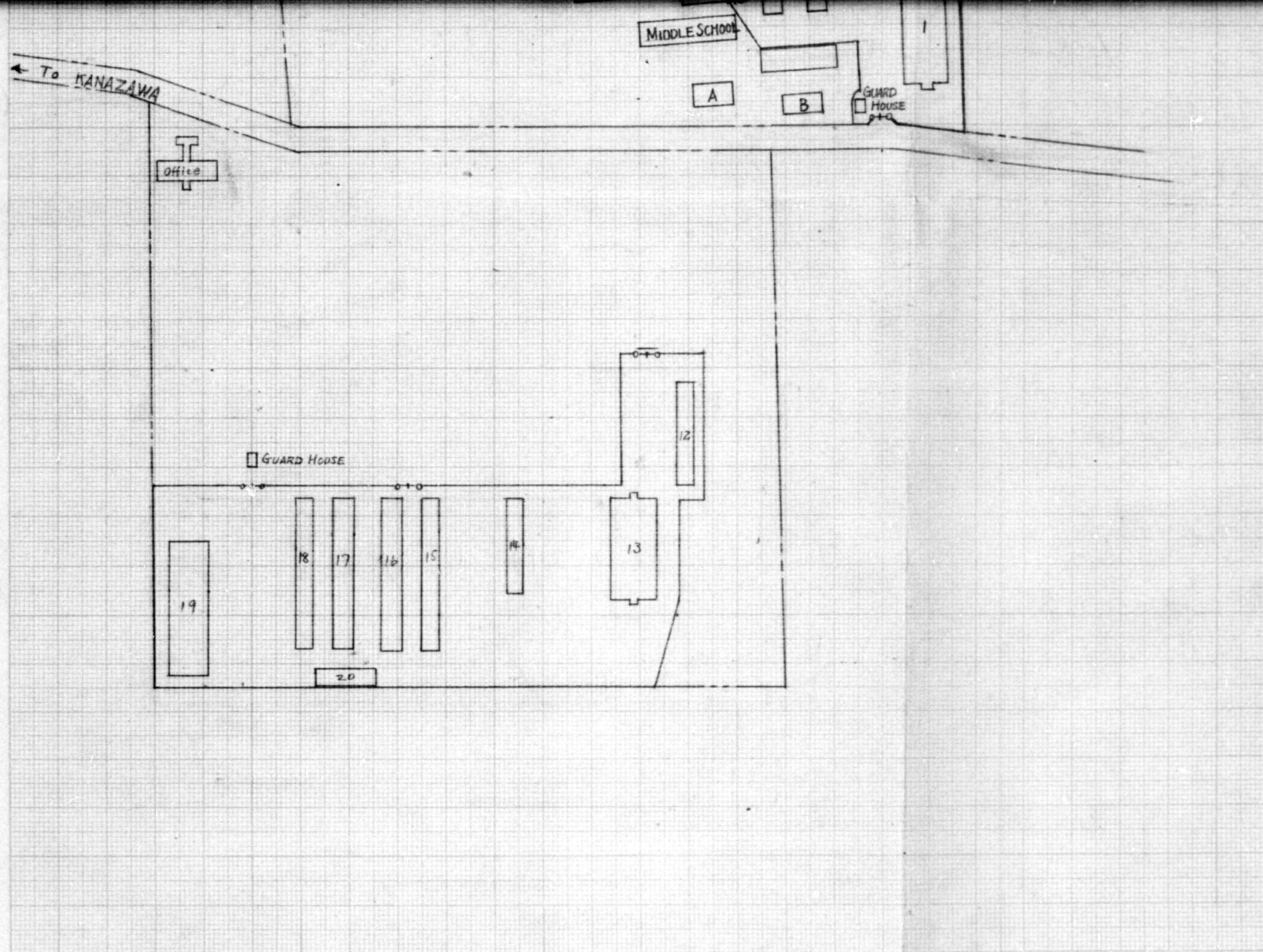
Situation	Steels Scrap (ton)	Cost-iron's (ton)	Non-iron--metal's (ton)	total	remark
Attached middle school of Higher normal school	19.0	4.0		23.0	
1st piled place of nomura	2.0			2.0	
No. 6 Store of 1st piled place		2.0		2.0	Scrap of S. P. M.
No. 18 Store of 2nd piled place	15.0	90.0	0.1	105.1	"
No. 20 Store of 2nd piled place	2.0	20.0	0.02	22.02	
"	18.0	2.0		20.0	Scrap of S. P. M.
TOTAL	56.0	118.0	0.12	174.12	
The store of Narumi	15.0	50.0	0.02	65.02	Scrap to cut by Gas
Nomura Parade Ground	4.5	3.0		7.50	
Enuma Manufactory of Enumagun Daishoji	7.0			7.0	Scrap that was used to press
total	26.50	53.0	0.02	79.52	
Total	82.50	171.0	0.14	253.64	

Yoichi Shimada
Chief of Kanazawa Provincial Division of Nagoya Financial Bureau

FIGURE OF STORE BUILDING AT NODAMACHI

Scale ----- 1 : 2400





Johnson

This table shows how the motors
belonging to the machines which were
destroyed by acetylene gas, were
used to other machines.

15-10

Gasで切断された機械(破壊済)・附属Motorの處置表

Gasで切断された機械			利用先	
Code No.	Machine Name.	Motor	Code No.	Machine Name.
15-10-172	Gear Shaper	3 HP	15-10-239	Gear Shaper.
" 176	Gear grinder.	5 HP	" 370	Vertical Milling Mac.
" 176	Ditto.	1/4 HP	" 519	Radial Drill Mac.
" 191	Lathe.	5 HP	" 638	Vertical Milling Mac.
" 192	Ditto.	7.5 HP	" 1,736	Lathe.
" 193	Gear grinder.	5 HP	" 491	Vertical Milling Mac.
" 193	Ditto.	1/4 HP	" 584	Radial Drilling Mac.
" 194	Bebel gear cutter.	3 HP	" 274	Gear Shaper.
" 195	Lathe.	5 HP	" 263	Lathe-gap.
" 196	Ditto.	5 HP	" 919	Lathe.
" 197	Ditto.	7.5 HP	" 956	Hobbing Mac.
名古屋財務局金澤地方部				
" 198	Bebel gear cutter.	3 HP	" 234	Gear Shaper.
" 199	Lathe.	7.5 HP	" 133	Hobbing Mac.
" 261	power Unite Drill.	5 HP	" 1,025	Tool grinder.
"		7.5 HP		

" 194	Bebel gear cutter.	3 HP	" 274	Gear Shaper.
" 195	Lathe.	5 HP	" 263	Lathe-gap.
" 196	Ditto.	5 HP	" 919	Lathe.
" 197	Ditto.	7.5 HP	" 956	Hobbing mac.
名古屋財務局金澤地方部				
" 198	Bebel gear cutter.	3 HP	" 234	Gear Shaper.
" 199	Lathe.	7.5 HP	" 133	Hobbing mac.
" 261	power Unite Drill.	5 HP	" 1025	Tool grinder.
" 265	Lathe.	7.5 HP	" 232	Turret Lathe.
" 266	Gear grinder.	3 HP	" 223	Lathe.
" 1137	Lathe.	2 HP	" 204	Lathe.
" 1138	Ditto.	3 HP	" 1593	Internal grinder Mac.
" 1141	Ditto.	5 HP	" 1731	Lathe.
" 1142	Ditto.	5 HP	" 541	Vertical Milling mac.
" 1145	Ditto.	5 HP	" 857	Radial Drilling mac.
" 1146	Ditto.	2 HP	" 632	Lathe-Relieving.
Total	22			
" 1143	Lathe	Speed change Motor 5 HP	" 2063	Aditonal inventory

775013

S.P. Machine 破壊済 Motor の處置表

S.P. Machine.			利用先	
Code No.	Machine Name.	Motor	Code No. Additional inventory.	Machine Name.
15-10-82	Balance Tester.	2 HP		15-10-2080
15-22-1	press Vertical Forming.	5 HP	1662	Lathe I.M.D.
" 2	Ditto.	5 HP	665	Ditto.
" 3	Lathe - Artillery.	7.5 HP	525	Ditto.
" 12	Ditto.	1 HP	346	Ditto.
" "	Ditto.	2 HP	712	Ditto.
" "	Ditto.	1 HP	347	Ditto.
" 13	Ditto.	1 HP	364	Ditto.
" "	Ditto.	1 HP	316	Ditto.
" "	Ditto.	1 HP	52	Ditto.
22-24(E)-3	Ditto.	15 HP	Additional inventory.	15-10-2081

名古屋財務局金澤地方部

When Mr. Laffin visited Nonura barracks he found some code numbers had been changed. Nonura barracks submitted this application for explanation of this change of code number.

29/000
20300
1000
1080
820

135
8/1080
200
200

3500
820
2680
14/61
56
5

15-10

KANAZAWA PROVINCIAL DIVISION
OF
NAGOYA FINANCIAL BUREAU

25 November 1948

TO: Major J. D. Gilmore
Economic Officer, Ishikawa Military Government Team.
SUBJECT: Matters concerning the change of Code No. of
Accessory Speed Change Gear.

As the following things of speed change gear belonging to C.S.D. machines are unsuitable in the estimation, we ask for approval to change the following things.

Remarks:--

1. Unsuitable speed change gear in motion

Code No.	Code No.	Code No.
15 - 10 - 309	15 - 10 - 583	15 - 10 - 673
15 - 10 - 472	15 - 10 - 601	15 - 10 - 987

2. Changing of Code No.

As appurtenances belonging to A. at the ex-inventory are unsuitable in estimation, we changed Code No. to appurtenances belonging to B.

A. (Present Code No.)	Capacity of Speed Change Gear	B. (Alternative Code No.)
15 - 10 - 309	7.5 HP	15 - 10 - 1064
15 - 10 - 472	3 HP	15 - 10 - 424
15 - 10 - 583	7.5 HP	15 - 10 - 814
15 - 10 - 601	3 HP	15 - 10 - 814
15 - 10 - 673	5 HP	15 - 10 - 696
15 - 10 - 987	3 HP	15 - 10 - 925

.....
YOICHI SHIMADA

Chief of Kanazawa Provincial Division
of Nagoya Financial Bureau.

HEADQUARTERS
ISHIKAWA MILITARY GOVERNMENT TEAM
APO 301 (Kanazawa, Honshu)

15-10
12 October 1948

SUBJECT: Permission to Remove and Sell Scrap

THRU: Liaison Office, Ishikawa-ken

TO: Kanazawa Prefectural Division of the Nagoya Financial Bureau

1. Permission is hereby granted to remove scrap metal as listed on the attached request from the premises of the Kanazawa Engine Works, Nomura Barracks, Code No. 15-10 for disposal by sale to the industrial reconstruction kodan.

2. This scrap must be sold only to the Industrial Reconstruction Kodan, Ishikawa Branch.

FOR THE COMMANDING OFFICER:

JOSEPH D. GILMORE
Major, FA
Economics Officer

KANAZAWA PROVINCIAL DIVISION OF
NAGOYA FINANCIAL BUREAU

Oct. 4th 1948

Subject :-- To deal with the scraps of machines or implements.

To :-- Major J. D. Gilmore Economic Officer of Ishikawa M. G. T.

Business :-- Want to deal with the scraps of machines and implements of Division proper as follows, so please appoint.

1. Scraps' position and quantity of machines and implements that we want to deal with depend on the follows.

2. A way of dealing with

a party of sale :-- The Industrial Reconstruction Kodan, a reason of electing party :--

We want to get pig-iron's scrap to use for manufacturer of weaving-machine of this pref. as moulding funds to mend weaving-machines

Cost of sale :-- A cost to reduce every expense from an official cost.

3. Please admit to destroy or cut or elect scraps in Store.
A list of scraps to want to deal with

Situation	Steels Scrap (ton)	Cost-iron's (ton)	Non-iron-metal's (ton)	total	rema rk
in attached middle school of Higher normal school	19.0	4.0		23.0	
1st piled place of nomura	2.0			2.0	
No. 6 Store of 1st piled place		2.0		2.0	Scrap of S.P. M.
No. 18 Store of 2nd piled place	15.0	90.0	0.1	105.1	"
No. 20 Store of 2nd piled place	2.0	20.0	0.02	22.02	
"	18.0	2.0		20.0	Scrap of S.P. M.
TOTAL	56.0	118.0	0.12	174.12	
The store of Narumi	15.0	50.0	0.02	65.02	Scrap to cut by Gas
Nomura Parade Ground	4.5	3.0		7.50	
Enuma Manufactory of Enmagun	7.0			7.0	Scrap that was used to pres
Daishoji total	26.50	53.0	0.02	79.52	
Total	82.50	171.00	0.14	253.64	

Yoichi Shimada

Yoichi Shimada
Chief of Kanazawa Provincial Division of Nagoya Financial Bureau

*Forly B
check this*

*checked
on
18 Aug 48
J.H.*

15-10

TO MAJOR J. D. GILMORE
Commanding Officer of Ishikawa M.G.T.

17th Aug. 1948

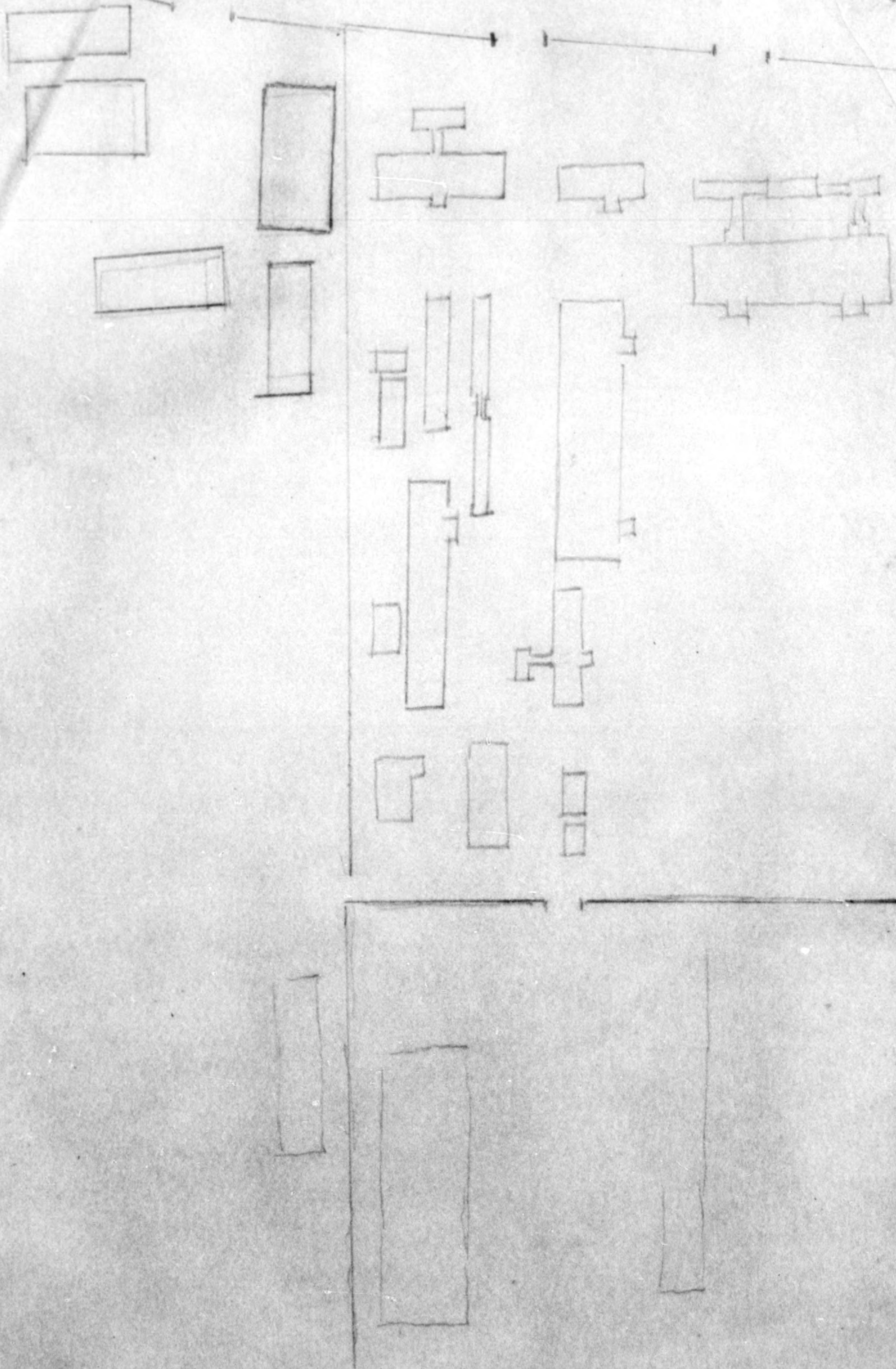
Subject :— Matters concerning the state of destruction of machines.

28 machines, that were permitted making it scrap previously, taken out from Nomura Barrack and finished the destruction, so inspect the present situation. And yet if you judge what is perfect entirely, indicate concerning the disposal of the said scrap.

Place of destruction:— The inside of waregouse in the left side of Branch Office of Kanazawa Provincial Division of Nagoya Financial Bureau.

Y. Shimada

Yoichi Shimada
Chief of Kanazawa Provincial Division of
Nagoya Financial Bureau



775013

KANAZAWA PROVINCIAL DIVISION
OF NAGOYA FINANCIAL BUREAU

15-10-
30, July '48

REPORT:-

- I. Completed the reparation-machines' evaluation of Military Air Arsenal Kanazawa Manufactory.
 - 21, July :- the completion of the actual place's evaluation.
 - 23, July :- to present the evaluation-note to Nagoya Financial Bureau.
 - 26, July :-to present it to the Finance Department.
- Here:- To return 6 Pass-Ports among 21 Pass-Ports of the actual place-evaluation-investigator.
- 2, To return Trans, Former two(2) (I5-22-I5, I5-22-I6) which recognized the use temporarily For the inquiry of machine's efficiency in evaluation.
- 3, The programme to finish the work of 28-machines that were ordered to destroy about 10, August.
- 4, The following 7 members who were admitted coming and going on 18, June till 30, July as the tool-evaluation-assistants, are.
The man of enterprising spirit, Narumiseiki Seisakusho told us that they want to get these 7-people to work the succession-repair of reparation-machines continually. so please admit them.
- 5, Names and age:-

Names	Age
Gonjirou Tasaki	62
Shouji Hara	21
Riyo Naka	43
Akiko Nakamura	29
Yoshiko Minami	27
Kazue Arai	35
Kimiko Itaoka	34
total	7 members

Date	Delivery	Return	Present Have	Remark
24, Febr. '48	52	0	52	
March	2	9	45	
April	6	4	47	
May	0	19	28	4-s u ccession
June	11	0	39	7-assistant
July	7	7	40	7 s -succession 7-assistant M-I6 W-24

Yoichi Shimada
Chief of Kanazawa Provincial
Division of Nagoya Financial Bureau

15-10

[Handwritten initials]

KANAZAWA PROVINCIAL DIVISION OF
NAGOYA FINANCIAL BUREAU

30, July '48

SUBJECT:- The completion-information of the C.P.C. Machine's Code No.- alteration.

TO:- Major J.D. Gilmore Commanding Officer of Ishikawa M.G.T.

1, The alteration of C.P.C. Machine's Code No. that was permitted under the date of 23, July '48 was completed on 27, July '48 as the follows.

2, The above information is informed for Nagoya Financial Bureau on 30, July '48.

3,

New Code No.	Name of machines	Quantity	Old Code No.
4,468	Lathe	I	6,000
4,469	Electric Motor	I	6,001

Y. Shimada
Yoichi Shimada

Chief of Kanazawa Provincial Division
of Nagoya Financial Bureau

775013

15-10

HEADQUARTERS
ISHIKAWA MILITARY GOVERNMENT TEAM
APO 301 (Kanazawa, Honshu)

28 July 1948

SUBJECT: Permit to Enter Reparations Installation

THRU: Liaison Office, Ishikawa-ken

TO: Kanazawa Engine Works, 15-10
Noda-machi, Kanazawa

Permission is hereby granted for you to permit 20 laborers from Employment Security Office to enter reparation plant, Code No. 15-10 for the purpose of transporting lumbers for the period of 28 July 48 to 31 Sept 48.

BY ORDER OF THE COMMANDING OFFICER:

JOSEPH D. GILMORE
Major, FA
Economics Officer

HEADQUARTERS
ISHIKAWA MILITARY GOVERNMENT TEAM
APO 301 (Kanazawa, Honshu)

28 July 1948

SUBJECT: Permit to Enter Reparations Installation

THRU: Liaison Office, Ishikawa-ken

TO: Kanazawa Engine Works, 15-10
Noda-machi, Kanazawa

Permission is hereby granted for you to permit 20 laborers from Employment Security Office to enter reparation plant, Code No. 15-10 for the purpose of transporting lumbers for the period of 28 July 48 to 31 Sept 48.

BY ORDER OF THE COMMANDING OFFICER:

JOSEPH D. GILMORE
Major, FA
Economics Officer

KANAZAWA PROVINCIAL DIVISION OF
NAGOYA FINANCIAL BUREAU

28, July 1948

Subject:--- About being delivered Pass-port.

To :--- Major J. D. Gilmore
Commanding officer of Ishikawa M. G. T.

1. Business:- For the work of bringing away the timber wrapped.
2. Applicant:- Ishikawa Branch Office of Nagoya Commercial and Industrial Bureau.
3. Manager and etc. :-

Name	Age	Quality of affairs
Yoshimatsu Ouura	47	Ishikawa pref. Rinsankumiai Rangoukai
Kotarou Hayakawa	49	
Yosokichi Higashi	50	
Nisaburou Tsuda	54	
Yuukichi Manabe	49	
Kazuya Kitagata	19	
Koushun Sakurai	19	
Kei Akakura	20	
Kousaku Miyagoshi	23	
Shigeru Asano	21	
Total	10	
Other Labourers	20(From Intelligence office)	
G. T.	30	

Y. Shimada

Yoichi Shimada

Chief of Kanazawa Provincial Division
of Nagoya Financial Bureau

A plan of bringing away timbers wrapped

1. Period of work bringing away.

2nd piled place (Old the Cavalry Team) :- from July 27 to September 20
 1st Piled place (Old the Mountain-Gun Team):- from September 5 to Sep. 30

2. A way of bringing away.

Good timbers among timbers piled on were tied together and they were brought away to a proper place by labourers and piled on cars then brought away from the grounds.

3. Labourers, and ~~Wenggers~~ needed.

Men for tying together:- 15

Men for bringing away:- 15

4. Cars.

To belong to Ishikawa pref. Shirinkumiai Rengoukai :-	(2)
---	-----

To belong to Ishikawa pref. Rinsankumiai Rengoukai :-	(1)
---	-----

To belong to Nippon Tsuun Kabushiki Gaisha :-	(2)
---	-----

Total :-	5
----------	---

5. Loading Measure a car:- about 15 koku

4 going to and back a day.

Appointed measure a day: about 300koku

KANAZAWA PROVINCIAL DIVISION OF
NAGOYA FINANCIAL BUREAU


28, July 1948

Subject:----- About being delivered Pass-port.

To :----- Major J. D. Gilmore
Commanding officer of Ishikawa M. G. T.

1. Business:- For the work of bringing away the timber wrapped.
2. Applicant:- Ishikawa Branch Office of Nagoya Commercial and Industrial Bureau.
3. Manager and etc. :---

Name	Age	Quality of affairs
✓ Yoshimatsu Ooura	47	Ishikawa pref. Rinsankumiai Rangoukai
✓ Kotarou Hayakawa	49	
Yosokichi Higashi	50	
Nisaburo Tshida	54	
Yuukichi Manabe	49	
Kazuya Kitagata	19	
Koushun Sakurai	19	
Kei Akakura	20	
Kousaku Miyagoshi	23	
Shigeru Asano	21	
Total	10	
Other Labourers	20	(From Intelligence office)
G. I.	30	



Yoichi Shimada

Chief of Kanazawa Provincial Division
of Nagoya Financial Bureau

A plan of bringing away timbers wrapped

1. Period of work bringing away.

2nd piled place (Old the Cavalry Team) :- from July 27 to September 20

1st Piled place (Old the Mountain-Gun Team):- from September 5 to Sep. 30

2. A way of bringing away.

Good timbers among timbers piled on were tied together and they were brought away to a proper place by labourers and piled on cars then brought away from the grounds.

3. Labourers and Managers needed.

Men for tying together:- 15

Men for bringing away:- 15

4. Cars.

To belong to Ishikawa pref. Shirinkumiai Rengoukai :-

(2)

To belong to Ishikawa pref. Rinsankumiai Rengoukai :-

(1)

To belong to Nippon Tsuun Kabushiki Gaisha :-

(2)

Total :- 5

5. Loading Measure a car:- about 15 koku

4 going to and back a day.

Appointed measure a day: about 300koku

15-10

**GENERAL
SUMMARY SHEET**

Date 15 July 1948

A. Plant Code No. 15-19 15-20 15-22 22-24(B)
15-10 23-10(B) 37-24 22-25(B)

B. Name of Plant Kanazawa Air Arsenal. Branch _____

C. Address Momira Barracks Nodamachi Kanazawashi Ishikawa Pref. Branch _____

D. Industrial Group Military Air Arsenal

Major Classification No.	No. of Items	Purchase Price in 1939 Yen	Evaluated Price
--------------------------	--------------	----------------------------	-----------------

1. Available Equipment.

A. Integrated Facilities.	1,714	17,007,908	10,958,257
1. Foundry.	55	198,366	131,419
2. Wood Working shop	13	32,204	21,636
3. Forging shop.	28	208,772	74,969
4. Machine shop.	1,450	15,976,478	10,314,765
5. Plate Work shop.	51	78,419	43,116
6. Heat Treating shop	85	439,469	332,132
7. Plating shop.	21	7,981	4,452
8. Sand Blast shop.	11	66,219	35,768
B. Miscellaneous Equipment.	268	504,671	211,683
C. General Supplies.	107	2,616,668	2,457,080
Total Value of Available Equipment	2,089	20,129,247	13,627,020

**GENERAL
SUMMARY SHEET**

Date 15 July 1948

A. Plant Code No. 15-19 15-20 15-22 22-2, (E)
15-10 23-10(B) 37-2, 22-25(B)

B. Name of Plant Kanazawa Air Arsenal

C. Address Nomura Bergacks Nodanachi Kanazawashi Ishikawa pref.

D. Industrial Group Military Air Arsenal

Branch _____

Branch _____

Major Classification No.	No. of Items	Purchase Price in 1939 Yen	Evaluated Price
--------------------------	--------------	----------------------------	-----------------

2. Non-available Equipment and Values.

D. Authorized Use	Non	Non	Non
E. Special Purpose	Non	Non	Non
F. Restitution Items.	3	20,677	2,448
G. Exempted Facilities	Non	Non	Non
H. Equipment Used by Occupation Forces.	Non	Non	Non
I. Non-removable Equipment			345,098
J. Non-removable Values			229,472
Total Value of Non-available Equipment	3	20,677	577,018

SUMMARY SHEET

Date 15 July 1948

A. Plant Code No. 15-19 15-20 15-22 22-24(B)
15-10 23-10(B) 37-24 22-25(B)

B. Name of Plant Kanazawa Air Arsenal

C. Address Nomura Barracks Nodamachi Kanazawashi Ishikawa pref.

D. Industrial Group Military Air Arsenal

Branch _____

Branch _____

Major Classification No.	No. of Items	Purchase Price in 1939 Yen	Evaluated Price
--------------------------	--------------	----------------------------	-----------------

1. Available Equipment

A. Integrated Facilities Section	1,714	17,007,908	10,958,257
1. Foundry	55	198,366	131,419
Furnace	17		
Moulding Machine	13		
Sand Mill	1		
Sand Mixer	3		
Compressor	4		
Hoist	10		
Others	7		
2. Wood Working shop	13	32,204	21,636
Milling Machine	1		
Planer	2		
Lathe	1		
Sawing Machine	9		
3. Forging shop	28	208,772	74,969
Air Hammer	2		
Press	4		
Blower and Fan	17		
Compressor	4		
Other	1		

SUMMARY SHEET

A. Plant Code No. 15-19 15-20 15-22 22-2.(E) Date 15 July 1948
15-10 23-10(B) 37-2, 22-25(B)
 B. Name of Plant Kanazawa Air Arsenal Branch _____
 C. Address Nomura Barracks Nodamachi Kanazawashi Ishikawa Pref. Branch _____
 D. Industrial Group Military Air Arsenal

Major Classification No.	No. of Items	Purchase Price in 1939 Yen	Evaluated Price
--------------------------	--------------	----------------------------	-----------------

1. Available Equipment (cont.)

A. Integrated Facilities Section(cont.)

	No. of Items	Purchase Price in 1939 Yen	Evaluated Price
4. Machine Shop	1,450	15,976,478	10,314,765
Lathe	489		
Grinding Machine	275		
Milling Machine	178		
Drilling Machine	154		
Boring Machine	27		
Broaching Machine	6		
Planer and shaper	10		
Slotter	14		
Gear Hobber	13		
Gear Shaper	14		
Gear cutting Machine	28		
Honing Machine	9		
Lapping Machine	7		
Buffing Machine	14		
Cutt off and sawing	11		
Others	201		

SUMMARY SHEET

Date 15 July 1948

A. Plant Code No. 15-10 15-19 15-20 15-22 22-2, (E) 23-10(B) 37-2, 22-25(B)
 B. Name of Plant Kanasawa Air Arsenal
 C. Address Nomura Barracks Nodamachi Kanazawashi Ishikawa pref.
 D. Industrial Group Military Air Arsenal

Branch _____
 Branch _____

Major Classification No.	No. of Items	Purchase Price in 1939 Yen	Evaluated Price
--------------------------	--------------	----------------------------	-----------------

1. Available Equipment (cont.)

A. Integrated Facilities Section (cont.)

5. Plate Work shop	51	78,419	43,116
Press	36		
Shearing Machine	5		
Bending Machine	4		
Welding Machine	5		
Others	1		
6. Heat Treating shop	85	439,469	332,132
Furnace	56		
Pyrometer	4		
Chamber	15		
Tank	10		
7. Plating shop	21	7,981	4,452
Storage Tank	21		
8. Sand Blast shop	11	66,219	35,768
Sand Blast Equipment	3		
Compressor	4		
Blower	1		
Others	3		

SUMMARY SHEETDate 15 July 1948

A. Plant Code No. 15-19 15-20 15-22 22-24(B)
15-10 23-10(B) 37-24 22-25(B)

B. Name of Plant Kanazawa Air Arsenal

C. Address Nomura Barracks Nodamachi Kanazawashi Ishikawa pref.

D. Industrial Group Military Air Arsenal

Branch _____

Branch _____

Major Classification No.	No. of Items	Purchase Price in 1939 Yen	Evaluated Price
B. Miscellaneous Equipment Section	268	504,671	211,683
a. Hydraulic presses	1	1,473	889
b. Drilling Machine	2	4,805	701
c. Grinders	2	10,112	2,812
d. Lathes	2	9,837	1,413
e. Buffing Machines	2	8,000	1,334
f. Speed change Gears	2	7,979	1,473
g. Pumps	9	4,914	2,707
h. Cranes	1	400	40
i. Platform Trucks	6	84,909	3,489
j. Fan and Blowers	1	5,892	2,710
k. Moulding Machines	1	293	18
l. Sand Mill	3	2,250	1,135
m. Dust-collector	2	1,350	679
n. Oil-burifier	5	12,855	5,061
o. Furnace	11	21,057	9,421
p. Testing Machine	50	148,418	69,360
q. Measuring Equipments	23	15,113	7,817
r. Motor	58	37,199	19,329
s. Con troller	8	7,434	4,184
t. Reostat	10	3,586	2,383
u. Generator	10	95,939	32,478

SUMMARY SHEET

Date 15 July 1948

A. Plant Code No. 15-19 15-20 15-22 22-24(B)
15-10 23-10(B) 37-2, 22-25(B)

B. Name of Plant Kanazawa Air Arsenal

C. Address Nomura Barracks Nodamachi Kanazawashi Ishika wa pref.

D. Industrial Group Military Air Arsenal

Branch _____

Branch _____

Major Classification No.	No. of Items	Purchase Price in 1939 Yen	Evaluated Price
--------------------------	--------------	----------------------------	-----------------

1. Available Equipment (cont.)

B. Miscellaneous Equipment (cont.)

v. Switch Gear	8	2,748	1,822
w. Trans former	11	11,370	7,621
x. Rectifier	9	26,273	17,456
y. Tank	15	7,472	2,966
z. Others	16	22,993	12,385
G. Supplies Sections	107	2,616,668	2,457,080
1. Hand Tools	22	673,378	569,598
2. Cutting Tools	60	1,834,248	1,834,248
3. Others	25	109,042	53,234
Total Value of Available Equipment	2,089	20,129,247	13,627,020

775013

SUMMARY SHEET

Date 15 July 1948

A. Plant Code No. 15-19 15-20 15-22 22 -2(E)
15-10 23-10(B) 37-24 22-25(B)

B. Name of Plant Kanazawa Air Arsenal

C. Address Nomura Barracks Nodamachi Kanazawashi Ishikawa pref.

D. Industrial Group Military Air Arsenal

Branch _____
 Branch _____

Major Classification No.	No. of Items	Purchase Price in 1939 Yen	Evaluated Price
2. Removable Equip. for Future Disposition			
F. Restitution Items Section			
Total value of Removable Equip. For Future Disposition	3	20,677	2,448
3. Non-removable Equipment Section			
1. Non-removable Equipment			
Total Non-removable Equipment			345,098
4. Non-removable Value			
J. Non-removable Value			
Total Non-removable Value			229,472
5. Buildings			
Total Buildings			None
Total plant Value	2,092	20,149,924	14,204,038

15-10

Code No.	Name of Machine	Class
15-10-172	Gear cutting and finishing machine -gear shaper- External and internal	3
15-10-176	Gear cutting and finishing machine -Gear tooth grinding machine-spur and helical	3
15-10-188	Gear cutting and finishing machine -Gear hobber-single. spindle.	3
15-10-191	Lathe-Engine (Tool Room)-standard	3
15-10-192	Lathe-Engine (Tool Room)-standard	3
15-10-193	Gear cutting and finishing machine. Gear tooth grinding machine-spur and helical	3
15-10-194	Gear cutting and finishing machine. -gear cutters and generators straight bevel generatoo	3
15-10-195	Lathe-Engine (Tool room)- standard	3
15-10-196	Lathe-Engine (Tool room)-standard	3
15-10-197	Lathe-Engine (Tool room)-standard	3
15-10-198	Gear cutting and finishing machine gear cutter and generator -streight bevel	3
15-10-199	Lathe -Engine (Tool room)-standard	3
15-10-261	Boring machine-miscellaneous-horizoutal cylider boring	3
15-10-264	Gear cutting and finishing machine gear shaper-spur -spur external and internal.	3
15-10-265	Lthe Engine (Tool room)- standard	3
15-10-266	Gear cutting and finishing machine-gear tooth grinding machine-straight bevel.	3
15-10-271	Ggrinding machine-miscellaneous-cam	3
15-10-457	Boring machine-miscellaneous spcial vertical	3
15-10-458	Boring machine-miscellaneous-Horizontal cylinder boring	3
15-10-1137	Lathe-Engine (Tool room)- standred.	3
15-10-1138	Lathe-Engine (Tool room)- standard.	3
15-10-1139	Lathe -Engine (Tool room)-standard.	3
15-10-1141	Lathe-Engine (Tool room)-standard.	3
15-10-1142	Lathe-Engine (Tool room)-standard.	3
15-10-1143	Lathe-Engine (Tool room)-standard.	3
15-10-1144	Lathe-Engine (Tool room)-	3
15-10-1145	Lathe-Engine (Tool room)-standard.	3
15-10-1146	Lathe-Engine (Tool room)-standard.	3

: Total 28

*File
BMS*

15-10

HEADQUARTERS
ISHIKAWA MILITARY GOVERNMENT TEAM
APO 301 (Kanazawa, Honshu)

23 July 1948

SUBJECT: Change of Code Numbers of C.P.C. Machines

THRU: Liaison Office, Ishikawa Prefecture

TO: Kanazawa Provincial Division of Nagoya Financial Bureau

1. This headquarters has no objection for changing of code number of C.P.C. machines, per attached request.

2. A report to this office and to the central government agency concerned will be submitted immediately upon completion of change.

BY ORDER OF THE COMMANDING OFFICER:

JOSEPH D. GILMORE
Major, FA
Economics Officer

KANAZAWA PROVINCIAL DIVISION
OF NAGOYA FINANCIAL BUREAU

22, July 1948

Subject :--- The change of the Code Number of C.P.C. Machines

To :--- Ishikawa M.G.T.

1. As, from Nagoya Financial Bureau, it was informed of the change of the Code Number of the (2) machines among three (3) C.P.C. machine in Noda Barrack by permission of Ishikawa M.G.T. We ask permission on this Subject:

2.

Present Code No.	Name of machine	Quantity	Code No.	No. of ware-house
6,000	Lathe	1	4,468	19
6,001	Electric motor	1	4,469	19

Y. Shimada

Yoichi Shimada

Chief of Kanazawa Provincial Division
of Nagoya Financial Bureau

15-10

HEADQUARTERS
ISHIKAWA MILITARY GOVERNMENT TEAM
APO 301 (Kanazawa, Honshu)

13 July 1948

*File
BME*

SUBJECT: Permission to Move Machinery

THRU: Liaison Office, Ishikawa-ken

TO: Kanazawa Engine Works, Nomura Barracks, 15-10

1. Permission is hereby granted to move the twenty-eight (28) reparation machines listed in the attached inclosure from the premises of Kanazawa Engine Works, Nomura Barracks, 15-10 for the purpose of scrapping.

2. Upon completion of the scrapping a member of this unit will verify and determine disposition.

BY ORDER OF THE COMMANDING OFFICER:

JOSEPH D. GILMORE
Major, FA
Economics Officer

KANAZAWA PROVINCIAL DIVISION
OF NAGOYA FINANCIAL BUREAU

8th July 1948

Subject : Application for permission to carry out cannibalized
Designated machines from the former Nomura Barracks
for scrapping.

To : Commanding Officer Ishikawa M.G.T.

The 28 reparation-designated machines listed in the enclosure,
whose scrapping was permitted on 1 July 1948, were cannibalized to make up
missing parts of certain 1st and 2nd class reparations-designated machinery.
you are requested to grant permission to carry out of the former Nomura Barracks,
the 28 cannibalized machines for scrapping, with the date of completing their
removal set on 31 July this year.

Yoichi Shimada

Yoichi Shimada
Chief of Kanazawa Provincial
Division of Nagoya Financial Bureau

Code No.	Name of machine	Remarks
15-10-172	Gear cutting and finishing machine-gear shaper- External and internal	3A 302 motor removed
15-10-176	Gear cutting and finishing machine gear tooth grinding machine-spur and helical	1 to 302 other 306. 4A 5A 2 motors gears etc. used for 171
15-10-188	Gear cutting and finishing machine gear hodder-single. spindle.	no parts taken off
15-10-191	Lathe-Engine (Tool Room)-standard	to 561 5A motor only
15-10-192	"	7.5A to 591 motor only
15-10-193	Gear cutting and finishing machine. gear tooth grinding machine-spur and helical	5A 645 6.5A 2 motors
15-10-194	Gear cutters and generators straight bevel generatoo	3A 663 one motor
15-10-195	Lathe-Engine (Tool room)-standard	5A 663 one motor
15-10-196	"	5A 692 one motor
15-10-197	"	7.5A 707 one motor
15-10-198	Gear cutting and finishing machine gear cutter and generat-streight bevel	3A 712 one motor
15-10-199	Lathe-Engine (Tool room)-standard	7.5A 760 one motor
15-10-261	Boring machine-miscellaneous-horizontal cylinder boring	5A 761 one motor
15-10-264	Gear cutting and finishing machine gear shaper-spur -spur external and internal.	no parts taken off
15-10-265	Lathe-Engen (Tool room)-standard	7.5A 765 one motor
15-10-266	Gear cutting and finishing machine-gear tooth grinding machine-straight bevel.	no parts
15-10-271	Grinding machine-miscellaneous-cam	no parts
15-10-457	Boring machine-miscellaneous spicial vertical Boring machine-miscellaneous-horizontal	no parts
15-10-458	cylinder boring	one motor
15-10-1137	Lathe-Engine (Tool room)-standard.	2A or 1A 890 one motor
15-10-1138	"	3A 809 no parts
15-10-1139	"	one motor
15-10-1141	"	5A 851 one motor
15-10-1142	"	5A 823 no parts
15-10-1143	"	no part
15-10-1144	Lathe-Engine (Tool room)-standard.	one motor
15-10-1145	Lathe-Engine (Tool room)-standard.	5A 919 one motor
15-10-1146	"	2A 941

*File
APJ*

2061

15-10

HEADQUARTERS
ISHIKAWA MILITARY GOVERNMENT TEAM
APO 301 (Kanagawa, Honshu)

1 July 1948

SUBJECT: Scraping of Reparation Machines

TO: Manager
Noda Barracks
Code No. 15-10

Permission is hereby granted to reduce to total scrap the reparations machinery as listed in the attached inclosure, upon completion of the above a complete report will be submitted to this headquarters. Permission is further granted to delete the machines listed in the attached inclosure, from the original list of reparations machine in your plant.

FOR THE COMMANDING OFFICER:

JOSEPH D. GILMORE
Major, FA

Code No.	Name of Machine	Class
15-10172 ✓	Gear cutting and finishing machine -gear shaper- External and internal	3
15-10-176 ✓	Gear cutting and finishing machine -Gear tooth grinding machine-spur and helical	3
15-10-188 ✓	Gear cutting and finishing machine -Gear hobber-single. spindle.	3
15-10-191 ✓	Lathe-Engine (Tool Room)-standard	3
15-10-192 ✓	Lathe-Engine (Tool Room)-standard	3
15-10-193 ✓	Gear cutting and finishing machine. Gear tooth grinding machine-spur and helical	3
15-10-194 ✓	Gear cutting and finishing machine. -gear cutters and generators straight bevel generatoo	3
15-10-195 ✓	Lathe-Engine (Tool room)- standard	3
15-10-196 ✓	Lathe-Engine (Tool room)-standard	3
15-10-197 ✓	Lathe-Engine (Tool room)-standard	3
15-10-198 ✓	Gear cutting and finishing machine gear cutter and generator -streight bevel	3
15-10-199 ✓	Lathe -Engine (Tool room)-standard	3
15-10-261 ✓	Boring machine-miscellaneous-horizoutal cylider boring	3
15-10-264 ✓	Gear cutting and finishing machine gear shaper-spur -spur external and internal.	3
15-10-265 ✓	Lthe Engine (Tool room)- standard	3
15-10-266 ✓	Gear cutting and finishing machine-gear tooth grinding machine-straight bevel.	3
15-10-271 ✓	Gginding machine-miscellaneous-cam	3
15-10-457 ✓	Boring machine-miscellaneous spcial vertical	3
15-10-458 ✓	Boring machine-miscellaneous-Horizontal cylinder boring	3
15-10-1137 ✓	Lathe-Engine (Tool room)- standred.	3
15-10-1138 ✓	Lathe-Engine (Tool room)- standard.	3
15-10-1139 ✓	Lathe -Engine (Tool room)-standard.	3
15-10-1141 ✓	Lathe-Engine (Tool room)-standard.	3
15-10-1142 ✓	Lathe-Engine (Tool room)-standard.	3
15-10-1143 ✓	Lathe-Engine (Tool room)-standard.	3
15-10-1144 ✓	Lathe-Engine (Tool room)-	3
15-10-1145 ✓	Lathe-Engine (Tool room)-standard.	3
15-10-1146 ✓	Lathe-Engine (Tool room)-standard.	3

TOTAL, 28

To Major J. D. Gilmore

Commanding Officer of Ishikawa M. G. T.

June 11st 1948

Subject :--- As To dealing with reparation-machines destroyed by
allied powers at the end of War.

On June 8; 48; In the inspection of the reparation-machines
of Noda-Barracks Mr. *Rudis*, the person in charge of Nagoya
District about the reparation-machines evaluation of G.H.Q. ,
told us that the machines destroyed at the end of war are not
fit for the contrast of evaluation (Inventory No. and the names
of machines are as the enclosed paper) but for repairing, and
that it is better to exclude from the contrast of reparation
when they cannot be repaired. And then he told us to be connected
with M.G.T. too.
As to this subject I want to have some notice from M.G.T.

Yoichi Shinada

Yoichi Shinada
Chief of Kanazawa provincial
Devision of Nagoya Financial Bureau.

To commader of Ishikawa M. G. T.

June 21st 1948

Subject :--- On the alteration-application of the reparation-machines' class.
I get 28 enclosure's reparation-machines of 3rd class
(Code No. 15-10) to admit the inventory-alteration as scraps.

Reason :--- The main-sections of these machines consist of Asechiren Gas, and these machines are cut or destroyed with hummer. But for repairing sections destroyed they cannot be admitted a value as machine. Needing long times to repair, they are not in time for the fixed day to perfect a evaluation of the reparation-articles.

Remarks :--- About the above subject when Mr. Rudis, the person in charge of Nagoya District of the reparation-article's evaluation of G.H.Q. was inspected the Arsenal (Code No. 15-10) on 8th June 1948 he appointed to alter a class of those machines.

Yoichi Shimada

Yoichi Shimada
Chief of Kanazawa Provincial
Devision of Nagoya Financial Bureau.

Code No.	Name of Machine	Class
15-10172	Gear cutting and finishing machine -gear shaper- External and internal	3
15-10-176	Gear cutting and finishing machine -Gear tooth grinding machine-spur and helical	3
15-10-188	Gear cutting and finishing machine -Gear hobber-single. spindle.	3
15-10-191	Lathe-Engine (Tool Room)-standard	3
15-10-192	Lathe-Engine (Tool Room)-standard	3
15-10-193	Gear cutting and finishing machine. Gear tooth grinding machine-spur and helical	3
15-10-194	Gear cutting and finishing machine. -gear cutters and generators straight bevel generator	3
15-10-195	Lathe-Engine (Tool room)- standard	3
15-10-196	Lathe-Engine (Tool room)-standard	3
15-10-197	Lathe-Engine (Tool room)-standard	3
15-10-198	Gear cutting and finishing machine gear cutter and generator -straight bevel	3
15-10-199	Lathe -Engine (Tool room)-standard	3
15-10-261	Boring machine-miscellaneous-horizontal cylinder boring	3
15-10-264	Gear cutting and finishing machine gear shaper-spur -spur external and internal.	3
15-10-265	Lthe Engine (Tool room)- standard	3
15-10-266	Gear cutting and finishing machine-gear tooth grinding machine-straight bevel.	3
15-10-271	Grinding machine-miscellaneous-cam	3
15-10-457	Boring machine-miscellaneous special vertical	3
15-10-458	Boring machine-miscellaneous-Horizontal cylinder boring	3
15-10-1137	Lathe-Engine (Tool room)- standard.	3
15-10-1138	Lathe-Engine (Tool room)- standard.	3
15-10-1139	Lathe -Engine (Tool room)-standard.	3
15-10-1141	Lathe-Engine (Tool room)-standard.	3
15-10-1142	Lathe-Engine (Tool room)-standard.	3
15-10-1143	Lathe-Engine (Tool room)-standard.	3
15-10-1144	Lathe-Engine (Tool room)-	3
15-10-1145	Lathe-Engine (Tool room)-standard.	3
15-10-1146	Lathe-Engine (Tool room)-standard.	3

TOTAL 28

F. D. Gilmore

15-10

1/1

TO MAJOR F. D. GILMORE

ECONOMIC OFFICER OF ISHIKAWA M.G.T.

Subject :-- Management-information of sections of S.P. Machines that were ordered to destroy and of machines that were cut with Gas.

As useful things of sections of S.P. machines that were ordered to destroy and of machines that were cut with Gas were made supplies and sections of other 1 or 2 class-machines, as an enclosure, we report.

More; things that cannot be made use of, as an enclosure, were added, inventoried and evaluated; them added-code-No., were given an account too So please inspect.

Y. Shimada

Yoichi Shimada
Chief of Kanazawa Provincial
Division of Nagoya Financial Bureau

The machine that were cut with Gass

Old machine-Name and Inventory No.	Section-Name to be taken away	Amount	Machine-Name and Inventory No. to make belong to newly
15-10-172 Gear Shaper	Motor 3HP.	1	15-10-239 Gear Shaper
176 Gear Grinder	" 5HP.	1	370 V. Miller
? 176 Ditto	" 1/4HP.	1	519 Radial Drill
191 Lathe	" 5HP.	1	638 V. Miller
192 Ditto	" 7.5HP.	1	1736 Lathe
193 Gear Grinder	" 5HP.	1	491 V. Miller
? 193 Ditto	" 1.2HP.	1	582 Radial
194 Bebel Gear Cutter	" 3HP.	1	274 Gear Shaper
195 Lathe	" 5HP.	1	263 Lathe-Gap
196 Lathe	" 5HP.	1	919 Lathe
197 Ditto	" 7.5HP.	1	956 Hobber
198 Bebel Gear Cutter	" 3HP.	1	234 Gear Shaper
199 Lathe	" 7.5HP.	1	133 Hobber
261 Power Unit Drill	" 5HP.	1	1025 T.Grinder
265 Lathe	" 7.5HP.	1	232 Turret Lathe
266 Gear Grinder	" 3HP.	1	223 Lathe
1137 Lathe	" 2HP.	1	204 Lathe
1138 Ditto	" 3HP.	1	1593 T.Grinder
1141 Ditto	" 5HP.	1	1731 Lathe
1142 Ditto	" 5HP.	1	541 V. Miller
1145 Ditto	" 5HP.	1	857 Radial
1146 Ditto	" 2HP.	1	632 Lathe-Relrewin g
Total		22	

Thread

Internal

S.P. Machine

Old machine-Name and Inventory No.	Section-Name to be taken away	Amount	Machine-Name and Inventory No. to make belong to newly
15-22-1 Press Vertical Forming	Motor 5HP.	1	1662 Lathe I.M.D.
2 Ditto	" 5HP.	1	665 Lathe I.M.D.
3 Ditto	" 7.5HP.	1	525 Lathe I.M.D.
12 Lathe-Artillery	" 1HP.	1	364 Lathe I.M.D.
" "	" 2HP.	1	712 Lathe I.M.D.
" "	" 1HP.	1	347 Lathe I.M.D.
13 "	" 1HP.	1	364 Lathe I.M.D.
" "	" 1HP.	1	316 Lathe I.M.D.
" "	" 1HP.	1	52 Lathe I.M.D.
22-24-(E)-3 "	" 15HP.	1	Additional inventory 15-10-2081
15-10-82 Balance Teater	" 2HP.	1	Additional inventory 15-10-2080

file

206.4

15-10

HEADQUARTERS,
ISHIKAWA MILITARY GOVERNMENT TEAM
APO 301 (Kanazawa, Honshu)

22 June 1948

SUBJECT: Permit to Enter

THRU: Liaison Office, Ishikawa-ken

TO: Kanazawa Engine Works, Nomura Barracks, Code No. 15-10

Permission is herewith granted to the fifteen (15) persons listed on the attached inclosure to enter premises of Kanazawa Engine Works, Code No. 15-10 on 22 June 1948.

BY ORDER OF THE COMMANDING OFFICER:

1 Incl:
List of Names

JOSEPH D. GILMORE
Major, PA
Economics Officer

ok.
 To Major J. D. Gilmore

Commanding Officer of Ishikawa M. G. T.

June 21st 1948

Subject :--- About being delivered pass-ports.

Business :--- To inspet about the payment of the woods which wraps the reparation-machines (These are now piling up in the Nomura Barracks, Nodamachi, Kanazawa city)

Names etc. are as follows:---

Address	Age	Name	Period
Daidokoromachi Kanazawa	35	Mamoru Matsuda	only June 22, 1948
Kajimachi K.	50	Tsuneo Yoshida	"
Kanaiwamachi K.	43	Tsuneyuki Kanda	"
Nagamachi K.	56	Zinsaku Ueno	"
Yayoicho K.	48	Syokichi Nabetani	"
Touganmachi K.	39	Eimatsu Shihotani	"
Nagamachi K.	33	Seiichi Takaoka	"
Minamiasuecho K.	50	Moemon Shiosaki	"
Zaimokucho K.	33	Kikuo Kasamai	"
6 ¹ bonsugi Nanao	41	Tamotsu Omori	"
Nakashumemachi K.	52	Keiichi Takata	"
Yayoicho	44	Yasukazu Ishikawa	"
Shitatemachi	44	Yasuichiro Imai	"
Hamagurisakashinmichi	30	Tahachiro Yochida	"
Nagamachi	45	Tomokichi Yonetani	"

Yoichi Shimada
 Yoichi Shimada

Chief of Kanazawa Provincial
 Division of Nagoya Financial Bureau.

To Major J. D. Gilmore

Commanding Officer of Ishikawa M.G.T.

15-10

May 29th 1948

Subject :--- The approval of using machines for reparation.

(1) The object of using :---

- a. The integrity of machines for reparation.
- b. The ability test for estimating of reparation machines.

(2) The place of using :---

The second Ware-house in the Nomura Barracks, Nodamachi, Kanazawa City.

(3) The kind of machines :---

Code No.	Name of Mach.	Type
15-22-15	Transformer	30 KW
15-22-16	"	"

(4) Remarks :--- It will be completely equipped the above-mentioned machines at the Ishikawa Branch of Hokuriku-haiden K.K., Shimohondamachi, Kanazawa city and we want to use it.

Y. Shimada

Yoichi Shimada
Chief of Kanazawa Provincial
Devision of Nagoya Financial Bureau

15-10

To Major J. D . Gilmore
Commanding Officer of I shikawa M.G.T.

May 19th, 1948

Subject:--- About establishing "The Working Committee Meeting of the actual place for assessing of arsenal

Name of assessed arsenal:---
The Kanazawa Manufactory of Army Aerial Arsenal (15---10)

Address of Committee Meeting Office:---
Nodamachi, Kanazawa city. Tel. 3,123

Name of Committee-men:---
Kiyoshi Ide
Tadataka Nakata
Takai Mori
Shinji Okumura
Assistants 17

*Approved
20 May 48*

Yoichi Shimada

Yoichi Shimada
Chief of Kanazawa Provincial
Division Nagoya Financial Bureau