

1930 年

第

卷

第

2

期



上海貨價季刊

(民國十二年創刊)

中華民國十九年第二季

國定稅則委員會

(續前財政部駐滬調查貨價局編印)

The Shanghai Market Prices Report

(First Published in 1923)

April-June, 1930


Published Quarterly By

National Tariff Commission

(Formerly Compiled by the Bureau of Markets)

Customs Building, Shanghai

CHINA



目次

Contents

例言 Prefatory Note	1
卷一 Part I	
商情及金融概述(民國十九年第二季)	Commercial and Monetary Review, Second Quarter, 1930
1	1
I 錢市金融 The Shanghai Money Market	
上海銀洋錢市概略(民國十九年第二季)	Review of Money Market in Shanghai, Second Quarter, 1930
10	10
上海銀洋錢市表()	Table of Native Interest, Chinese Dollars, and Subsidiary Coins in Shanghai, Second Quarter, 1930
15	15
上海洋厘銀拆比較圖(自民國十三年一月至十九年六月)	Chart of the Movements of Rate of Chinese Dollars and Rate of Native Interest Jan., 1924-June, 1930
15	15
上海國外匯兌表(民國十九年第二季)	Table of Foreign Exchange Rates in Shanghai, Second Quarter, 1930
16	16
上海金銀市價表()	Prises of Bar Silver and Gold Bars in Shanghai, Second Quarter, 1930
16	16
上海洋厘銀拆表(自民國九年六月至十九年六月)	Native Interest and Chinese Dollars in Shanghai, 1920-June, 1930
17	17
先令市價表(自民國七年一月至十九年六月)	Bank's Selling Rate for Sterling T. T., Jan., 1918-June, 1930
17	17
倫敦大條銀市價表(自民國三年一月至十九年六月)	London Price of Bar Silver, Jan., 1914-June, 1930
18	18
II 躉售物價及指數 Wholesale Prices & Their Index Numbers	
上海躉售物價指數(民國十九年第二季)	The Index Numbers of Wholesale Prices in Shanghai, Second Quarter, 1930....
19	19
上海輸出入物價指數(民國十九年第二季)	The Index Numbers of Export and Import Prices in Shanghai, Second Quarter, 1930
22	22
上海躉售物價指數表(自民國九年至十九年六月)	Table of the Index Numbers of Wholesale Prices in Shanghai, 1920-June, 1930
26	26
上海輸出物價指數表(自民國十四年至十九年六月)	Table of the Index Numbers of Export Prices in Shanghai, 1925-June, 1930....
27	27
上海輸入物價指數表(自民國十四年至十九年六月)	Table of the Index Numbers of Import Prices in Shanghai, 1925-June, 1930....
27	27
華北批發物價指數表(自民國二年至十九年六月)	Table of the Index Numbers of Commodity-prices at Wholesale in North China, 1913-June, 1930
28	28
廣州批發物價指數表(自民國元年至十九年六月)	Table of Wholesale Price Indexes in Canton, China, 1912-June, 1930
29	29
中日印度英美躉售物價指數比較圖(自民國十五年一月至十九年六月)	Chart of the Movements of Wholesale Prices in China, Japan, India, U. S. A., & U. K., Jan., 1926-June, 1930
30	30
各國躉售物價指數表(自民國八年至十九年六月)	Table of Index Numbers of Wholesale Prices in China and Foreign Countries, 1919-June, 1930
31	31
上海躉售物價表(民國十九年第二季)	Table of Wholesale Prices in Shanghai, Second Quarter, 1930
34	34
III 零售物價及生活費指數 Retail Prices & Index Numbers of Cost of Living	
上海生活費指數比較圖(自民國十五年一月至十九年六月)	Chart of the Index Numbers of the Cost of Living in Shanghai, Jan., 1926-June, 1930
41	41
上海生活費指數表(自民國十五年一月至十九年六月)	Table of the Index Numbers of the Cost of Living in Shanghai, Jan., 1926-June, 1930
42	42
各國生活費指數表(自民國十二年至十九年六月)	Table of Index Numbers of Cost of Living in China and Foreign Countries, 1923-June, 1930
43	43
各國食物零售市價指數表(自民國十二年至十九年六月)	Table of Index Numbers of Retail Food Prices in China and Foreign Countries, 1923-June, 1930
46	46
上海零售物價表(民國十九年第二季)	Table of Retail Prices in Shanghai, Second Quarter, 1930
48	48
中國度量衡表	Weights and Measures in China
49	49

卷二 Part II

上海洋貨躉售市價 Wholesale Prices of Foreign Goods at Shanghai

糧食類	Cereals	1	紙及印刷品類	Paper & Printing Matters	14
果實蔬菜及藥草類	Fruits, Vegetables & Medicinal Herbs	1	棉及棉製品類	Cotton & Cotton Goods	15
畜產類	Animal Products	3	麻及麻製品類	Flax, Hemp & Jute Goods	20
水產類	Fishery & Sea Products	4	毛及毛製品類	Wool & Woollen Goods	20
菸草類	Tobacco	6	絲及絲製品類	Silk & Silk Goods	21
酒及汽水類	Wines, Spirits & Table Waters	8	煤炭類	Coals & Charcoals	22
茶及其他飲料類	Tea & Other Beverages	8	金屬及其製品類	Metals & Metal Products	22
糖類	Sugar	8	陶磁玻璃類	Earthenware, Chinaware, Enamelled-ware, Glass, etc.,	25
木竹藤草類	Wood, Bamboo, Rattans & Grass	9	電氣材料類	Electrical Supplies	26
化學製品類	Chemicals & Preparations Thereof ..	9	科學儀器及文具類	Scientific Apparatus & Stationeries	27
染料及顏料類	Dyes & Pigments	12	運動器具及娛樂	Athletic Supplies & Toys	28
油脂膠蠟及其製	Oils, Gums, Resins, Glues, Wax &		用品類		
品類	Manufactures thereof	12	雜類	Miscellaneous	28

上海土貨躉售市價 Wholesale Prices of Native Goods at Shanghai

糧食類	Cereals	29	紙及印刷品類	Paper & Printing Matters	36
果實蔬菜及藥草類	Fruits, Vegetables & Medicinal Herbs	29	棉及棉製品類	Cotton & Cotton Goods	36
畜產類	Animal Products	30	麻及麻製品類	Flax, Hemp & Jute Goods	38
水產類	Fishery & Sea Products	31	毛及毛製品類	Wool & Woollen Goods	38
菸草類	Tobacco	32	絲及絲製品類	Silk & Silk Goods	39
酒及汽水類	Wines, Spirits & Table Waters	32	煤炭類	Coals & Charcoals	40
茶及其他飲料類	Tea & Other Beverages	33	金屬及其製品類	Metals & Metal Products	40
糖類	Sugar	33	陶磁玻璃類	Earthenware, Chinaware, Enamelled-ware, Glass, etc.,	40
木竹藤草類	Wood, Bamboo, Rattans & Grass	33	電氣材料類	Electrical Supplies	42
化學製品類	Chemicals & Preparations Thereof ..	34	科學儀器及文具	Scientific Apparatus & Stationeries ..	42
染料及顏料類	Dyes & Pigments	34	類		
油脂膠蠟及其製	Oils, Gums, Resins, Glues, Wax &		運動器具及娛樂	Athletic Supplies & Toys	42
品類	Manufactures thereof	35	用品類		
			雜類	Miscellaneous	42

例 言

- 一 貨價與經濟制度之運行，關係至密，貨物之生產分配消費，雖為根本的經濟行為，然在現代經濟組織之下，要莫不與貨價息息相關，而受其支配，故欲明瞭現代之經濟生活，非注意於貨價與貨幣所左右之部分不為功。
- 二 貨價之為物，變動而不居，然變動之中，却有規則存乎其間，此種規則之存在，按諸少數貨物，容有例外，而按諸多數貨物，則無或少爽，物價指數之編製，蓋即係搜集多數相關之資料以為研究之對象者也，惟編製研究之目的，不一而足，資料之應用於此者，未必適合於彼，為便於取材起見，則各地方之貨價，及貨價之足以代表所有生產與分配之過程者，皆當在兼收並蓄之列，此美國密爾斯教授之所倡導者也，本刊之職志，亦不外是。
- 三 貨價有躉售零售之分，盡人知之，而躉售之大別又有三，其一為市價，即由製造或批發商人之買賣交易而得之價，其二為關價，即進出口商履行報關手續時所申告之價，其三為合同價，即政府或公共之消費機關如軍營醫院之類所購入之價，以上三種，皆為研究貨價之學者專家所取資，亦各有其短長，而其能代表市場上需要供給之實際狀況者，自以市價為最，且第二種之關價，我國已有海關貿易冊，足資根據，本刊所採貨價以上述第一種之上海躉售市價為準，冀與關價有互相參證之用。
- 四 本刊託始於民國十二年，向由前財政部駐滬調查貨價局編印，十八年三月該局奉令歸併本會，乃由本會繼續刊行，所有內容一仍舊例，都為三卷，第一卷經濟統計，復分為（一）錢市金融，（二）躉售物價及指數，（三）零售物價及生活費指數，（四）其他統計，第二卷為躉售貨價，先洋貨次土貨，第一卷之躉售物價及指數，乃整個貨價之研究，此則為各個貨價之資料也，惟資料雖不厭其多，而貨物之品質與交易之方式，則在可能範圍以內，務求其一

致,以便比較第三卷雜纂,介紹相關之統計資料,關稅問題及商品研究之綱要,藉供參考。

五 本刊第二卷貨物類目,前按其用途,分爲八類三十三目,自十七年第一季起,改按貨物性質,分爲

- | | |
|---------------|----------------|
| (1)糧食類 | (13)紙及印刷品類 |
| (2)果實蔬菜及藥草類 | (14)棉及棉製品類 |
| (3)畜產類 | (15)麻及麻製品類 |
| (4)水產類 | (16)毛及毛製品類 |
| (5)菸草類 | (17)絲及絲製品類 |
| (6)酒及汽水類 | (18)煤炭類 |
| (7)茶及其他飲料類 | (19)金屬及其製品類 |
| (8)糖類 | (20)陶磁玻璃類 |
| (9)木竹藤草類 | (21)電氣材料類 |
| (10)化學製品類 | (22)科學儀器及文具類 |
| (11)染料及顏料類 | (23)運動器具及娛樂用品類 |
| (12)油脂蠟燭及其製品類 | (24)雜類 |

以上都爲二十四類,更依其性質酌分子目。

六 上海市場,以規元爲貨幣本位,本刊從之,其商業習慣通用銀幣者,亦按同時洋釐,折合規元,以歸一律。

PREFATORY NOTE

I. "That Prices play a part of extreme importance in the working of the economic system requires no demonstration. The production, distribution and consumption of goods are of course fundamental activities, but as the modern economic system is organized they are conditioned and influenced at every point by prices and price relations. It is futile to study modern economic life without regard to the part which money and prices play."

II. "Prices are anything but stable, but among all facts of variation there is hope of finding regularities. Though individual prices may furnish exceptions, definite principles of order prevail among large groups. When we are dealing with price index numbers it is with groups of data that are related. But as our aim varies, data which will serve this purpose may not be satisfactory for a study of price behavior of other types. For this reason we need a considerable number of pure price series drawn from various geographical regions and representing all stages of the productive and distributive process."* The same view is followed in compiling our report.

* F. C. Mills: *Behavior of Prices, Pessim.*

III. Commodity prices are quoted either at wholesale or at retail. The former is again classified into three kinds. Those obtained directly from manufacturers or wholesalers are called market prices. Next are the prices supplied by importers or exporters who declare the value of their goods at the time of import or export. Lastly there are the contract prices which are collected from army posts, hospitals, etc. These three kinds of wholesale prices being all employed by students of economics vary in merits. For the presentation of actual conditions of demand and supply, market prices are unquestionably the best to use. The second variety is usually obtainable from Customs Trade Returns. This Report was begun in 1923 and has continued ever since. The prices contained herein are those prevalent on the market in order to contrast with Customs values.

IV. This Report, which was originated in 1923, was formerly published by the Bureau of Markets, Shanghai, of the Ministry of Finance. In March, 1929, the Bureau was amalgamated to the National Tariff Commission. Under the latter's auspices, this publication now appears. The contents of this Report, however, remain much the same as before, and are divided into three parts. Part I deals with economic statistics, being grouped under four headings, viz., (1) Money Market in Shanghai, (2)

Wholesale Prices and Price Index Numbers, (3) Retail Prices and Index Numbers of Cost of Living and (4) Miscellaneous Statistics. Part II gives detailed statistics on the wholesale prices of imported and native goods in Shanghai. These may be contrasted with the "Wholesale Prices and their Index Numbers" in Part I, as the latter treats of commodity prices as a whole and attempts to measure the extent of changes in the wholesale market, while the former classifies wholesale price of individual commodities in detail, according to their respective nature and origin. Care is taken to choose always goods of a definite quality, under a definite form of commercial transaction, in order to render the data collected at different times easily comparable. Part III is entitled Miscellaneous Articles which deal with related topics on statistics, tariff problems, and investigations and studies in commodities.

V. Beginning with the first quarter of 1928, commodities enumerated in Part II will be classified according to their nature in stead of uses as adopted hitherto. They are grouped under twenty-four headings as follows:—

- | | |
|---|---|
| 1. Cereals | 13. Paper & Printing Matters |
| 2. Fruits, Vegetables, & Medicinal Herbs | 14. Cotton & Cotton Goods |
| 3. Animal Products | 15. Flax, Hemp & Jute Goods |
| 4. Fishery & Sea Products | 16. Wool & Woollen Goods |
| 5. Tobacco | 17. Silk & Silk Goods |
| 6. Wine, Spirits & Table Waters | 18. Coals & Charcoals |
| 7. Tea & Other Beverages | 19. Metals & Metal Products |
| 8. Sugar | 20. Earthenware, Chinaware, Enamelled-ware, Glass, etc. |
| 9. Wood, Bamboos & Rattans | 21. Electrical Supplies |
| 10. Chemicals & Preparations thereof | 22. Scientific Apparatus & Stationeries |
| 11. Dyes & Pigments | 23. Athletic Supplies & Toys |
| 12. Oils, Gums, Resins, Glues, Wax & Manufactures thereof | 24. Miscellaneous |

VI. Since Shanghai tael is the standard unit of currency in Shanghai all prices in dollars are converted into Shanghai taels according to the current rate of exchange between the dollar and the tael.

商情及金融概述

民國十九年第二季

自銀價暴跌以來。匯率益長增高。洋貨成本加重。進口減色。國內生產。亦因內亂頻仍。交通多阻。而供給減少。復以歐洲各國。失業日衆。美國證券市場。風潮迭見。重要物品之市價。相率下落。購買力爲之低減。於是我國輸出貿易。亦或不振之狀態矣。

季初棉市。徘徊於三十四兩以上。旋即紗市活躍。價隨而升。滬埠到存之數。均見增加。而尤以印棉爲最旺。復因外匯漲。日商買意濃厚。空頭從事抵補。反近月猛漲至三十六兩以上。八月期貨高峯。竟達三十七兩餘。終以海外棉市不振。本埠廠需亦趨平淡。市價遂成一方面視紗價而趨跌。一方面視外匯而漲之勢。紗市以季內各幫。銷路活躍。市類倍利。如十六支人鐘等紗。始終站在一百六十二三兩左右。本埠棉紗存底。在五月末。約計九萬包。較十本紗減少頗多。日紗則略形增加。入後銷路平淡。北方需要之減損。則津關事件。不無影響也。本埠洋莊絲市。季初因外匯關係。漲落無常。歐莊不敢冒險多購。惟乾繭存底日薄。繭價步漲。絲本加昂。復以美政府將加征進口稅。滬埠各莊。紛紛裝出存絲。價趨堅昂。但英法各莊。則仍觀望不前。因由蠶絲銷路年來頗爲人造絲所侵蝕。而印度方面之秩序不安。所及於本埠絲市之影響。亦不在小。本埠開工之絲廠。向有七八十家。現停工者。竟有三十餘家之多云。本年新茶於五月間。陸續開盤。形勢不及往年之佳。祁門紅茶英莊頗有相當之需要。入後搜購仍殷。茶市爲之一振。惟綠茶洋莊探辦寥落。僅婺源珍眉獨見暢銷。故以茶市大勢而論。可謂爲高貨暢銷。低貨呆滯之局面也。

季內金市狂漲。波濤洶湧。最低爲四月十一日之四百九十六兩九錢。最高爲六月二十五日之六百二十二兩。相差一百二十五兩許。變動之劇。概可想見。入歲以來。金貨之運往外國者。爲數頗鉅。計本年第一季內。輸出金貨。約值一千萬海關兩以上。而四月份輸出之數量。其價值且達七百四十五萬餘兩。迨五月十五日。而有禁止金出口。並禁止外國銀幣進口之令。茲錄財政部通令於下。

奉行政院令內閣。准中央政治會議咨開。本會議經孫委員科提議禁止金出口並徵收銀貨進口稅。孔委員祥熙提議禁止外國銀幣進口。經議決交經濟財政兩組審查。旋據報告審查意見。稱我國幣制。現在尙未確定。爲因應世界大勢免除損失起見。將來自須逐漸改行金本位制。惟國內金貨。本已有限。自去歲金貴銀賤以來。所有金貨。紛紛出口。亟宜設法保存。以爲將來用金本位制之準備。又近來外國大宗銀幣。進口甚多。殊足妨礙金融。自應取締。擬請禁止金出口。禁止外國銀幣進口。至徵收銀進口稅一節。可暫從緩議。合行令仰該部暨轉飭所屬。一體遵照辦理爲要。此令。

此項禁令。迄未能挽回金市之漲勢。惟自此標金不復適用於抵補外匯。金業交易所之成交數。比前減少甚鉅。且市價每低於外匯耳。

銀市倫敦現貨自季初之十九辨士四三七五。跌至季末之十五辨士七五。紐約銀價自四十二分一二五。降至三十三分六二五。銀價之低落。洵為未有之紀錄。其跌落之原因。固由產額之增加。及各國出售巨量舊銀之故。亦由世界主要物價。一致低落。在金本位。生銀與其他商品。處於同等之地位。一般物價既跌。則銀價自無獨異之理。在倫敦銀市上。我國現處於拋售之地位。蓋國內銀行之售出外匯者。際此輸出沉寂之時。祇得拋售銀貨以作抵補。近三月來。銀貨輸入之數。固屬不少。惟輸出者。亦復可觀。茲將十九年上半年。金銀輸出入總值。列表於下。

十九年上半年上海金銀輸出入總值表*

月 份	金		銀	
	輸 入	輸 出	輸 入	輸 出
一 月	279,417海關兩	1,149,079海關兩	15,282,217海關兩	2,309,806海關兩
二 月	486,586 ,,	2,483,815 ,,	9,071,306 ,,	1,307,111 ,,
三 月	685,981 ,,	6,940,316 ,,	21,032,970 ,,	2,804,730 ,,
四 月	691,962 ,,	7,454,093 ,,	6,289,951 ,,	3,100,647 ,,
五 月	305,544 ,,	853,415 ,,	7,140,494 ,,	2,507,288 ,,
六 月	79,298 ,,	5,656,994 ,,	8,972,873 ,,
合 計	2,528,788 ,,	18,850,718 ,,	64,473,932 ,,	21,002,457 ,,

*轉載 Chinese Economic Bulletin, Vol. XIII, No. 4

季內輸出入貿易。均頗不振。匯市初以交易清淡。尚鮮變動。嗣後銀市直瀉。標金狂漲。匯市愈趨愈縮。四月份英匯平均。為一先令十一辨士〇三三。美匯為四十六元六九〇。日匯為一百〇五兩八四八。及至六月份。英匯平均縮至一先令五辨士九五。美匯三十六元三一五。日匯一百三十六兩二四五。各國之匯率。於三月中。均縮百分之二十八以上。其影響於商業金融。不言而喻。查季內應付外債及賠款之數甚鉅。共計英金二,二四四,六五三鎊。美金一,四五〇,五四五元。約需海關金單位三〇,九二六,三六二。或規元三一,二六三,七五八兩。據下列表內。四月份需購外匯之數尙少。而六月份則極巨。雖照例對於償債到期日以前。任何時結債。但六月內匯市之暴縮。無不受還債所需外匯之影響。當無疑義也。茲將第二季內。應付外債及賠款之數。分列於下。

十九年第二季償付外債及賠款數額表

	債 別	四 月	五 月	六 月
英	(一) 一八九五年四厘金債 鎊 鎊	805,236鎊
	(一) 一八九六年五厘金債	80,579	80,579	80,579
	(一) 一八九八年四厘半金債	69,602	69,602	69,602
	(一) 一九一三年五厘零碎公債	124,666	124,666	126,536
金	(二) 英國庚子賠款	34,427	34,427	34,427
	(二) 日本庚子賠款	22,735	22,735	22,735
	(三) 京奉鐵路借款	8,385	8,385	8,385
	(三) 滬甯鐵路借款	69,600
數	(三) 滬杭鐵路借款	91,875
	(四) 湖廣鐵路公債	140,000
	(四) 克利斯浦公債	114,890
	共 計	340,394鎊	501,869鎊	1,402,390鎊
美	(二) 一九二五年申法公債	230,997元	230,997元	230,997元
	(二) 一九二八年華比公債	54,380	54,380	54,380
	(二) 意國庚子賠款	87,323	87,323	87,323
	(二) 美國庚子賠款	110,815	110,815	110,815
共 計	483,515元	483,515元	483,515元	

- 註 (一) 指關稅擔保者
 (二) 指關稅之原定之庚子賠款部分為擔保者
 (三) 指以鐵路之財產及收入為擔保者
 (四) 指鹽稅擔保者

季內公債之發行者，有捲菸庫券。於四月間發行。總額為二千四百萬元。利率為月息八厘。分三十六個月償還本息。自民國十九年四月起。至二十一年一月止。每月還本百分之二。自二十一年二月起。至二十二年三月止。每月還本百分之四。並按月付息一次。其基金則以財政部所收捲菸統稅。除撥付民國十七年四月所發捲菸庫券及十八年四月所續發捲菸庫券基金本息外之餘款為擔保。再公債之抽籤還本者。計有五種。為民國七年六厘公債、軍需公債、善後短期公債、民國十八年賑災公債、及十九年關稅公債。均於六月二日舉行。共計還本洋八百二十四萬元云。

國外經濟大事為人所注目者。厥為美國新稅則案。此案頗遭各方之攻擊。經議院之長期討論。卒於六月十三十四兩日。先後通過於上下兩院。並由哈佛總統於十七日批准施行。其平均稅率。約當輸入課稅品總值百分之四十一。較之一九二二年福麥氏稅率高百分之二十。而較之一九一三年恩特胡德氏稅案。則約高一倍有奇。查此案提出之動機。原在補助農民。蓋歷來之加稅。工業受惠獨多。此次擬將農產品稅則增加。以維持農業與工業經濟之平衡。但因工業界勢力之雄厚。政治手腕之靈敏。致其結果。除一小部分外。非但不能盡護農民之能

事。而反危及普通一般民衆之利益。何以言之。蓋此次稅率之變動。甚爲劇烈。前爲免徵之原料品。今則大多數改列徵稅部份。就製造汽車之原料而論。增加稅率者共計七百五十餘品。就棉毛織業而論。增加者共計一百五十餘品。而人生日用之消費品類皆增高。聞每年生活費之增高。約計在一,〇〇〇,〇〇〇,〇〇〇美金以上。而輸出貿易。因原料品之昂貴。及各國採取抵制之態度。亦必大受影響。就國外而言。此案通過後。頗遭各國之反響。如法國坎拿大澳洲西班牙。已起而謀報復之運動。足見處此經濟狀況不佳。世界物價步跌。失業日衆。民生艱困之際。美國之此次增稅。殊非其時。就我國對美輸出品之影響而言。此次增稅者頗多。其不利於我國輸出前途。自不待論。茲將美國一九二二年與一九三〇年之稅則。與我國出口貨有關係者。擇要比較於下。

一九三〇年美國修改進口稅則關於我國重要貨品之部份

貨 品	單位	一九二三年稅則	一九三〇年稅則
豆類：			
黃豆	磅	½ ¢	2 ¢
豆油	”	2½ ¢	3½ ¢
黃豆餅及豆餅粉	”	免稅	1 ¢ 之 計
蛋：			
鮮蛋	打	8 ¢	10 ¢
黃白不分之蛋；冰過或用他法保全者	磅	6 ¢ (甲)	11 ¢
蛋黃；冰過或用他法保全者	”	6 ¢ ”	11 ¢
蛋白；冰過或用他法保全者	”	6 ¢ ”	11 ¢
花生(有壳)	”	3 ¢ (乙)	4½ ¢
” (去壳)	”	4 ¢ ”	7 ¢
各種核桃(有壳)	”	4 ¢ ”	5 ¢
” (去壳)	”	12 ¢ ”	15 ¢
蘑菇	”	45 ¢	10 ¢ + 45%

註：

(甲)未特別列名黃白不分之蛋；蛋黃及蛋白；冰過或用他法保全者；其稅率每磅由 6¢ 改至 7½ ¢，于一九二九年三月二十二日由總統命令施行。

(乙)有壳花生之稅率每磅由 3¢ 改至 4½ ¢；去壳花生每磅由 4¢ 改至 6¢，於一九二九年二月十八日由總統命令施行。

羊毛：

製成羊毛：一			
未去油者	磅	12 ¢	24 ¢
在皮上者	”	11 ¢	22 ¢
已洗滌者	”	18 ¢	24 ¢
已梳淨者	”	24 ¢	27 ¢
整理羊毛：一			
未去油者	”	31 ¢	34 ¢
已洗滌者	”	31 ¢	34 ¢

在皮上者	磅	30 f	32 f
已梳淨者	"	31 "	37 "
製衣羊毛：一			
未去油者	"	31 "	29 " (減)
已洗滌者	"	31 "	29 " "
在皮上者	"	30 "	27 " "
已梳淨者	"	31 "	32 "
東方地毯、氈及絨絨圍毯：			
非用機器製成者	方呎	55 %	50 f, 不得少於 45%
用機器製成者		55 "	60 %
絲織品：			
絲綢寬不過三十吋		55 "	60 "
絲絨(全部剪者或全部未剪者)		60 "	65 "
絲絨(一部份剪者)		60 "	70 "
絲帶		55 "	60 "
未織花之織衣及領子		60 "	65 "
無織花或織空花邊者		60 "	65 "
織空花邊及綉綉類：			
每吋十孔者		5.25f + 25%	60 "
每吋二十孔者		12.75f + 25%	60 "
麻棉格布		40 %	45 "
瓷器：			
白色未裝璜者	打	60 "	10f + 60%
雜色;即裝璜者	"	70 "	10f + 70%
草蓆;已染或有色者		20 "	25 %
草蓆;未製成者	"	50 "	\$3.50 + 50%
猪鬃;揀選或成捆者	磅	7 f	3 f (減)
爆竹(長在 1 吋以上)	"	8 "	25 "
狗皮;羊皮;山羊皮：			
硝過但未染者		10 %	25 %
已染者		25 "	30 "
生牛皮		免稅	10 "

COMMERCIAL AND MONETARY REVIEW

Second Quarter, 1930.

Since the sensational drop in the price of silver, foreign exchange rates have advanced continuously, resulting in a steady rise in the prices of imported goods, much to the diminution of the import trade. Our export trade has also received a serious setback, on account of the reduction of domestic produce and of the disruption of trade communications arising from the internecine warfare on the one hand, and of the general debility of the world condition, aggravated by the problems of unemployment in Europe,

the unusual occurrences in the American bond market and the world-wide fall of prices on the other.

At the beginning of the season, cotton was quoted at about ¥34. Later, the quotation went up, as a result of the activities in the yarn market. With subsequent arrival of new consignments, the stock increased considerably, especially in respect to Indian cotton. The eagerness shown by the Japanese merchants in purchasing heavily and by the local speculators who sold in short covering their position pushed the price up to above ¥36 for July delivery and ¥37 for August delivery. Owing to the weak condition of cotton market abroad and the decrease of demand from local manufacturers, a two-sided picture was presented, namely, there was a tendency to rise in view of the exchange situation, and also to fall owing to the cotton yarn market.

Regarding the cotton yarn market, the prospect was quite good during this quarter as a large number of orders from various ports was placed with local merchants. The price of native yarn, count 16, remained around ¥162. At the end of May, the stock of yarn on hand was estimated to be about 90,000 bales, of which the stock of native yarn was much reduced, and that of Japanese yarn somewhat increased. The seizure of the Tientsin Customs by the northern militarists, however, had an adverse effect on the demand in the north.

Owing to the uncertainties in the exchange market and the cautious attitude of exporters, the silk market was anything but steady. However, the quotation for silk was rather high, on account of the increasing cost of cocoons due to scarcity. The impending passage of the American new tariff bill gave a special impetus to wholesale shipment to the United States in the hope of its reaching there before the bill coming into effect. But the outlook of the European market was not so rosy. The increase of demand for artificial silk in place of natural silk and the unsettled condition in India added further to the weakness of the silk market. There were about eighty local filatures in operation. Of these more than thirty have been suspended due to bad business.

The tea market showed the same sign of weakness as other leading commodities. Black tea was in fair demand from England, but the record of green tea was not as good. In general, the market condition of high grade tea was fair, but that of low grade very depressed.

During this quarter, gold bar scored a signal rise. From ¥496.9 on April 11, its lowest quotation on record for the period, it advanced to ¥622 on June 25, thus showing a difference of more than ¥125.

It is surprising to note that the amount of gold bars shipped to foreign countries since the beginning of this year reached an enormous figure. During the first quarter of 1930, it was estimated to be worth Hk. \$10,000,000, and during the month of April alone Hk. \$7,450,000. On May 15 the Government took definite steps to put an embargo on the export of gold as well as the import of foreign silver coins. The following is a translation in part of the order issued by the Ministry of Finance:—

“...Although the standard of monetary system has not been definitely decided at present, but in order to avoid any serious consequence arising from the appreciation in the price of gold, the natural course that may be taken of benefit, will be the gradual introduction of the gold standard. In view of limited gold stock in this country and the outflow of considerable amount of gold bars to foreign countries, and furthermore in order to build up a gold reserve in case of a gold standard being adopted at some future date, it deems expedient to check this free outflowing of gold. The rôle played by the foreign silver coins has also been a disturbing factor to our finance and the situation should be remedied. It is, therefore, decided that an embargo will be placed on the export of gold and on the import of foreign silver coins....”

The effect of this order on the gold bar market proved anything but satisfactory. Gold bars ceased to be used in covering deficits in foreign exchange; the disparity between bar and exchange quotations waxed larger and larger in favor of the latter; and the business in gold stock exchange was greatly reduced.

The silver market fell precipitously during this quarter. The quotations opened this season with 19.4375d. for London and 42.125 cents for New York, but closed with 15.75d. for London and 33.625 cents for New York. Such unprecedented low levels were usually attributed to the over-production of silver and enormous selling by various governments, but the world-wide drop of commodity prices is another important factor.

China's present position in the London silver market is that of a seller for in the absence of appreciable export bills, as a necessary expedient in covering her position, she has to dispose of her silver. Although the amount of silver imported during the period under review remained still high, but the quantity exported was enormously large. Appended is a table showing the import and export of gold and silver from and to Shanghai during the first half of this year.

Value of Gold and Silver, Imported to and Exported from Shanghai.*

January-June, 1930.

Month	Gold		Silver	
	Import	Export	Import	Export
January	279,417 Hk. 票	1,149,079 Hk. 票	15,282,217 Hk. 票	2,309,808 Hk. 票
February	486,586 " "	2,453,815 " "	9,071,306 " "	1,307,111 " "
March	685,981 " "	6,940,316 " "	21,032,970 " "	2,804,730 " "
April	691,962 " "	7,454,093 " "	6,289,951 " "	3,100,647 " "
May	305,544 " "	853,415 " "	7,140,494 " "	2,507,288 " "
June	79,298 " "	5,656,894 " "	8,972,873 " "
Total	2,528,788 Hk. 票	18,850,718 Hk. 票	64,473,932 Hk. 票	21,002,457 Hk. 票

* Chinese Econ. Bul. Vol. XIII, No. 4.

The exchange market was quite steady during the first part of this quarter, as both the import and the export trade were somewhat lethargic. Later, however, when silver went down precipitately and gold advanced in sharp contrast, this market likewise witnessed a phenomenal change. In April the average exchange rates on London, New York and Yokohama were 1/11.033d., G\$46.690 and ¥105.848 respectively, but in June they shrank to 1/5.951d., G\$36.315 and ¥136.245, thus showing a difference of over 28 per cent within a period of three months.

The obligations of the Government in respect to the services of foreign loans and indemnities during the second quarter of 1930 amounted to £2,244,653 and G\$1,450,545 respectively. In other words, it required an exchange value of C. G. U. 30,926,362 or ¥31,263,758 approximately. It will be seen from the following table that, during April, the exchange requirements were comparatively small, but they became enormous during June. This fact, undoubtedly, exerted no mean influence upon the extremely high rates in that month.

Foreign Obligations, including Loan Services and Indemnities.

Second Quarter, 1930.

				Date	April	May	June
					£	£	£
1	4 %	Gold Loan	1895 11	—	—	805,236
1	5 %	" "	1896 29	80,579	80,579	80,579

1	4½%	Gold Loan	1898.....	5	69,602	69,602	69,602
1	5%	Reorganization Loan	1913.....	17	124,666	124,666	126,536
2		British Boxer Indemnity.....		30	34,427	34,427	34,427
2		Japanese „ „.....		30	22,735	22,735	22,735
3		Peking-Mukden Railway Loan.....		15	8,385	8,385	8,385
3		Shanghai-Nanking „ „.....		20	—	69,600	—
3		S'hai-Hangchow Railway „ „.....		16	—	91,875	—
4		Hukuang Railway Loan.....		3	—	—	140,000
4		Crisp Loan of 1912.....		16	—	—	114,890
		Total.....			340,394	501,869	1,402,390
		And also					
					U. S. \$	U. S. \$	U. S. \$
2		French Loan of 1925.....		30	230,997	230,997	230,997
2		Belgian „ „ 1928.....		30	54,380	54,380	54,380
2		Italian Boxer Indemnity.....		30	87,323	87,323	87,323
2		American „ „.....		30	110,815	110,815	110,815
		Total.....			483,515	483,515	483,515

The flotation of the "Tobacco Treasury Notes" to the amount of \$24,000,000, bearing interest at 8 per mill per mensem and secured on the proceeds from the rolled tobacco tax, was authorized in April. Amortisation is to spread over 36 months. From April, 1930 to January, 1932, 2% of the principal is to be redeemed every month, but from February, 1932, to March, 1933, this amount of monthly redemption is to be raised to 4%. The payment of interest is also to take place every month. On June 2, the drawings of five domestic loans, namely, the "7th Year 6% Loan" (七年六厘公債), the "Military Supply Loan" (軍需公債), the "Short Term Rehabilitation Loan" (善後短期公債), the "18th Year Famine Relief Loan" (十八年賑災公債) and the "19th Year Customs Loan" (十九年關稅公債) took place with a total reimbursement of \$6,240,000.

Regarding economic developments in other parts of the world during this quarter, the Hawley-Smoot Tariff Bill of the United States was a matter of paramount importance. After long debates in the Congress, the bill was passed on June 13 and 14, and signed by President Hoover on June 17. Under the new enactment, the rates are, in average, raised to about 41 per cent., which is about 20 per cent. higher than the Fordney-McCumber Tariff of 1922, and nearly 100 per cent. higher than the Underwood Tariff of 1913. The bill was originally introduced with the sole object of giving special protection to the peasantry, so as to establish an equilibrium between agriculture and industry, because previous revisions of the tariff have benefited the manufacturer at the expense of the farmer. But the organized

force of industrial interests completely drowned the voice of the farming representatives. As a result, not only was the farmer not protected, the law would operate to the considerable hardship of the consuming public. The alterations in the new tariff are indeed surprising. An analysis of it reveals the fact that, as to raw materials employed in the manufacture of automobiles, there are 750 cases of increase and as to cotton and woollen industries, 150. The estimated increase in prices would be G\$1,000,000,000 a year. The export trade will undoubtedly be hard hit by the high cost of raw materials and possibly by the retaliation of other governments, as resentment is universal. Already France, Canada, Australia and Spain are threatening to resort to reprisals. In view of the heavy fall in commodity prices, the serious complications of the unemployment problem, and the world-wide economic instability, this change in the American tariff policy comes at a most inopportune time. It is feared that our export trade to America will also be adversely affected.

上海銀洋錢市說略

民國十九年第二季

銀拆 四月份銀根寬鬆。月初二旬內無甚變動。常在三四分之間。嗣以內地商事發動。做成期款不弱。而茶洋出口。亦復不賤。拆息因頗稍。二十一日突漲至一錢五分。此後轉跌。惟較月初稍高。五月份銀拆漲落頻繁。初則頗形寬鬆。旋以銀行收解甚繁。六日漲至一錢五分。旋即轉疲。後有大宗米款解出。銀根復緊。劃頭加水。嗣後拆市寬闊。二十五日僅為五分。惟有某莊宣告退票。同業中頗有拖欠。形勢頓緊。二十七日與三十日。均高至二錢五分。六月初週之內。銀拆仍在二三錢左右。嗣以同業頭攔不敷週轉。復因本街於上週解出過多。九日突漲至六錢。旋各埠匯款湧到。形勢頓形和緩。而銀行出款較多。致銀拆大跌。自十三日以後。從未有過二錢者。

洋厘 四月上半月中。洋市交易沉靜。厘價平定。自一日之七錢一分九厘八七五。至十五日之七錢二分〇五毫。相差僅六毫餘耳。旋因漢氣雜糧新貨。行將登場。而茶商亦已屆令。洋款交易日趨興盛。走銷亦見增加。月末值大比期交割之期。因之厘價步昂。常在七錢二分以上。五月份初。耕茶用款。漸見回籠。厘價下落。中旬市氣騰踴。交易紛繁。惟存底豐厚。洋厘頗見堅定。下旬漸趨疲軟。最低為三十一日之七錢一分八厘二毫五。蓋滿汛已過。茶用已疲。走銷外埠。多用鈔幣也。六月上旬。仍趨跌勢。惟入後節節上升。與五月間下跌之勢。適得其反。良因大宗洋戶空頭爭先抵。而東三省及南北各路。均有大宗去路。查滬埠現底。除常備之鈔票準備金外。究屬有限。近以去路如是之旺。於是厘價步稍。又以證券交割期屆。用途亦鉅。二十七日遽漲至七錢二分五厘。開令

年以來之新高價。旋因去路轉寂。同至四厘以內云。

小洋 小洋市况頗形疲弱。期初爲五錢九分六厘。但以裝赴內地甚夥。走銷暢旺。價趨堅挺。四月二十八日爲六錢〇〇三七五。五月中以蘇皖浙兩區大批採購。小洋連日裝出甚巨。市價步漲。十九日爲六錢〇二厘八七五。嗣後小洋回跌。三十日僅爲五錢九分二厘。六月初旬內。曾一度上漲。旋又低落。十三日爲五錢九分二厘二五。嗣後雖稍有遲退。而大體向上。二十八日爲六錢〇二厘七五。

銅元 本季銅元市價。上落尚少。其最長與最短相差之數。爲二十七千五百。四月上中二旬。盤旋於三百九十五千左右。二十七日突縮至三百八十七千五百。旋又放長。恢復月初市價。五月中以電車停駛。用途大減。復因來源湧旺。連日放長不少。十九日爲四百十五千。旋又回短。惟均在四百〇五千之上。六月份市價短縮。關係有人關住。十七日突縮八千。爲三百九十六千。最低爲二十七日之三百九十三千。月來復轉稍長。

標金 自金價步漲以來。由暹運出之金。爲數甚鉅。因之市氣堅挺。四月四日。最高爲五百〇六兩五錢。旋因匯市回鬆。金市轉降。十一日最低爲四百九十六兩九錢。其後價格平定。漲落不大。入五月後。金市漲風不戢。續見高價。國府通過禁金出口。十五日由財政部令行各關遵行。一時人心震越。翌日標金市價。最高爲五百二十兩。最低僅爲五百〇二兩七錢。猝跌十七兩許。市况之混亂。概可想見。嗣後政府否認現銀徵稅之說。人心見好。價格翻新。三十日高至五百四十四兩。六月英美銀價續縮。匯市劇變。金市一躍千仞。四日直沖五百九十八兩半。後以買戶見多。市價銳落。嗣後傳聞現金出口禁令。或可取消。人心復堅。一躍千丈。二十五日達六百二十二兩。爲金市未有之高價。旋市氣轉變。跌風甚銳。回進六百兩關內矣。

大條 海外銀市。季初頗見靜穩。大體站定十九辨士以上。蓋迭跌之後。發生反動。中印頗有買進也。四月份平均。倫敦現貨爲十九辨士五六二五。紐約爲四十二分半。五月份。吾國輸出不振。在海外售銀甚夥。而印度各國。亦有售出。以致市價續跌。月末倫敦現貨爲十七辨士四三七五。紐約爲三十七分二五。六月份初。中印售罄。海外銀市又形狂跌。四日倫敦現貨。僅爲十五辨士八一二五。紐約爲三十四分。旋以各方補進。市況轉堅。惟初旬之後。買戶復多。市况續降。二十一日紐約銀價僅爲三十三分二五。而倫敦現期二十四日僅爲十五辨士四三七五。尚爲最低之紀錄。月末以印度投機者有所買進。市况稍昂。

外匯 四月份匯市穩定。四日英匯爲一先令十辨士七五。美匯爲四十六元六二五。日匯爲一百〇七兩二五。下半年後。英匯大體站在一先令十一辨士一二五。美匯四十六元八七五。日匯一百〇五兩三七五。月末復稍趨疲。五月份銀市直瀉。標金狂漲。匯市亦愈趨短縮。良以空頭均爭補進。進口商方面。亦有所需。尤以米商爲最。自禁金出口令下之後。金價反見騰高。匯市隨之變化。惟變化範圍之程度。未能如昔之一致。往往標金撤小數十兩之巨。上海匯市復受倫敦銀價之影響。突然劇變。市場上買進外匯者頗猛。投機略佔多頭。三十日英匯僅爲一先令七辨士六二五。美匯爲三十九元七五。日匯爲一百二十四兩。入六月後。全銀市况莫測。匯市隨而漲

著。銀行界鑒於匯市變化之劇烈。有所交易。必先行抵補。而出口及投機方面。售出者極微。於是銀行方面。外匯賣價。不絕短縮。四五兩日。美金直縮至一先令五辨士二五。美金三十四元八七五。日匯一百四十一兩六二五。嗣會一度低漲。然旋即短縮。十六十七兩日。復現低價。下旬金市轉跌。銀價回漲。匯市乃稍鬆動云。

REVIEW OF MONEY MARKET IN SHANGHAI

Second Quarter, 1930.

NATIVE INTEREST. Owing to the easy condition in the money market during the first part of April, the rate of native interest fluctuated mostly between $\$0.03$ and $\$0.04$. Later, the financing of the cocoon and tea business enhanced the quotation to $\$0.15$ on the 21st. After that the rate went down again. During the month of May, the fluctuations became more violent. The usual requirements in bank settlement pushed the rate up to $\$0.15$ on the 6th, and the payment for large shipments of rice raised it to a still higher level. But it dropped to $\$0.05$ on the 25th. However, on account of a bank failure, the situation suddenly turned acute, and the rate climbed to $\$0.25$ on the 27th and the 30th. During the first week of June, it varied around $\$0.20$ and $\$0.30$. After that, the market again tightened up, reaching $\$0.60$ on the 9th, due to a general scarcity of funds. But the arrival of exchange transfers from other ports relieved the tension, and after the 13th of June, the rates never went beyond $\$0.20$.

CHINESE DOLLARS. Owing to the quiet state of the money market, the rate of the Chinese dollar witnessed only a slight variation, with $\$0.719875$ on the 1st of April, and $\$0.7205$ on the 15th, showing a meagre difference of $\$0.0006$. Later, when the demand for cash payments grew to immense proportion which is due to several causes, notably, the need of financing the tea and cocoon business, the marketing of new foodstuffs in Hankow, and the mid-year settlement of Chinese banks, the quotation gradually climbed up, hovering above $\$0.72$ most of the time. During the first part of May, owing to an influx of funds from the tea and cocoon producing districts, the rate went down, but remained steady in the middle part of the month, and after that it again turned downward, reaching $\$0.71825$ on the 31st. This weak tone in the price of Chinese dollars may be attributed to the growing tendency on the part of the merchants in preferring banknotes to cash payments as hitherto. There was the same weak tendency during the first part of June. However, it gradually gained strength, and reversed what had happened in May. This change was brought about by the wholesale purchase on the part of the

shorts and the shipment of dollars to Manchuria and other ports. It may be noted that aside from the reserve kept in the banks against their notes, the stock of dollars is not so large as is supposed. But on June 27, it soared up to ¥0.725, the highest point attained since this year, but later it dropped again.

SUBSIDIARY COINS. The market of subsidiary coins opened with a rather low quotation of ¥0.596, but rose higher on the 28th reaching ¥0.600375 as a result of considerable outflowing to the interior. The shipments to the silk producing districts lifted the rate to a still higher level, touching ¥0.602875 on the 19th. After that, it turned downward, and reached ¥0.592 on the 30th. In spite of all this welter, the tendency was to move slightly upward, registering ¥0.60275 on the 28th of June.

COPPER COINS. During this quarter, there were only slight variations in the rates of copper coins, with a difference of twenty seven thousand and half. During a large portion of April, they fluctuated around 395 thousand, but it shrank to 387.5 thousand on the 27th. In May, they continued to slacken in consequence of the local transportation strike which reduced their need, and the influx of a considerable amount of these coins from outports, thus bringing the rate down to 415 thousand on the 19th; but it never went below 405 thousand. In June, there was a sudden drop of 8 thousand on the 17th, and on the 27th, the drop continued, reaching 393 thousand. After that day, however, it turned slightly upward.

GOLD BAR. Ever since the great appreciation of gold, the export of gold bars from this country reached considerable dimension, thus creating in the gold market a feeling of strain. On the 4th of April, the quotation reached ¥506.5. But the market showed a slight regression, owing to the weak state of the exchange situation. On the 11th, the rate dropped to ¥496.9, but remained quite steady thereafter. In view of the continuous rise in the price of gold intensified by shipments to foreign countries, the Government finally took action and placed an embargo on the export of gold. On May 15, the Ministry of Finance issued an order to the various customs to put the embargo into effect. The reaction was immediate, for on the next day the gold market showed signs of confusion with the quotation vacillating between ¥520 and ¥502.7, a difference of more than ¥17. When it was known that the Government would not attempt to levy any import tax on silver, the quotation continued ascending until it reached ¥544 on the 30th. With the further drop of silver and the shrinkage in foreign exchange, the price jumped to ¥598.5 on June 4. There was, however, a sharp drop owing to large disposals by

the bulls. Rumors were circulated that the Government was contemplating the lifting of the gold embargo, causing a general optimism in the market, and raising the quotation to $\text{£}622$ on the 25th—an unprecedented rise in the annals of the gold bar market. But during the remainder of the month the rate dropped to the neighbourhood of $\text{£}600$.

BAR SILVER. Since the precipitate drop at the end of last year, the price of silver maintained a reactionary lull during the first part of the season. Bar silver, spot, was quoted at 19.5625d. in London and 42.5 cents in New York. China's excessive selling in the London market due to the extreme slack of her export trade and the disposal of surplus silver by India and other countries caused a slump in the silver situation by the end of May with the quotation at 17.4375d. in London and 37.25 cents in New York. The considerable selling on the part of China and India at the beginning of June, further weakened the market, dragging the quotation down to 15.8125d. for London and 34 cents for New York on the 4th. The drop to 33.25 cents in New York on the 21st and 15.4375d. in London on the 24th was an event which had never happened before. Towards the close of the month the market saw a slight revival, owing to considerable buying on the part of Indian speculators.

FOREIGN EXCHANGE. The exchange market during April was fairly steady with sterling at 1/10.75d., Gold at G\$46.625, and yen at $\text{¥}107.25$ on the 4th. During the second half of the month, sterling stood at 1/11.125d., Gold at G\$46.875, and yen at $\text{¥}105.375$. Owing to the sharp drop of silver, the exchange market in May took a decidedly upward move, when the shorts were anxious to cover their position and the importers, especially the rice dealer, needed large sums of money to pay for their orders. After the proclamation of the afore-said embargo, gold, contrary to expectation, rose to great heights, affecting simultaneously the exchange market. But the movement of the market did not keep pace with the fluctuations. Hence there was a discrepancy of more than $\text{¥}20$ on several occasions. A further drop of silver in the London market and a rush for exchange bills tightened the market still more, with sterling standing at 1/7.625d., Gold at G\$39.75, and yen at $\text{¥}124$ on the 30th. This unsettled market condition of foreign exchange coupled with cautious attitude of the bankers, whose policy was to secure covers before making transactions, and with the scarcity of export bills, resulted in a continued shrinkage in the rate of exchange. On June 4 and 5, sterling sank to 1/5.25d., Gold to G\$34.875, and yen to $\text{¥}141.625$. This low level was again repeated on the 16th and the 17th. The tension was since relieved to a certain extent, when silver made a little advance.

上海銀洋錢市表

民國十九年第二季

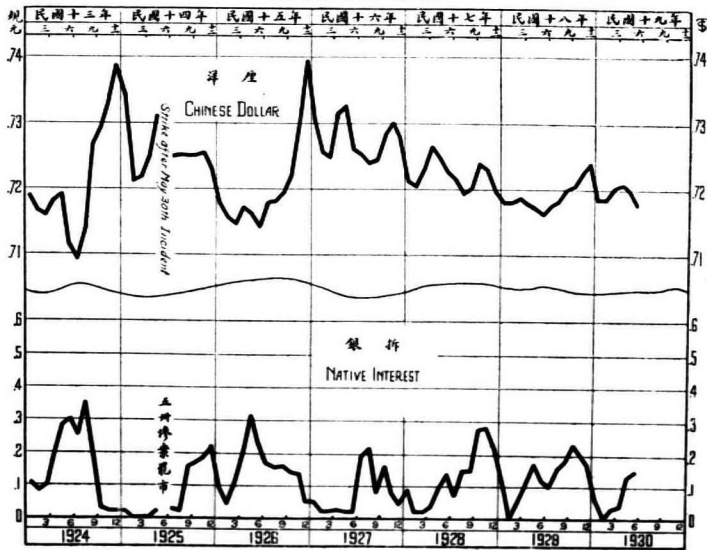
Native Interest, Chinese Dollars, and Subsidiary Coins in Shanghai, Second Quarter, 1930.

		銀拆 每壹圓千兩 日息 Native Interest %	洋厘 每元合規 明價 Chinese Dollar	小洋(廣東) 每小洋十角 合規銀 Dimes (Kwangtung) %	小洋(江甯) 每小洋十角 合規銀 Dimes (Kiangnan) %	銅元 每大洋一元 合銅元 Copper Coins (Per Dollar)	銅元 每規銀一兩 合銅元 Copper Coins (Per Tael)	銅元 每小洋一角 合銅元 Copper Coins (Per Dime)
四月份 April	最高 Highest	0.15	0.722375	0.600375	0.640	285.4	396.5	23.8
	最低 Lowest	0.02	0.719875	0.596	0.616	279.9	387.5	23.2
	平均 Average	0.04	0.72075	0.5985	0.62425	283.5	393.2	23.5
五月份 May	最高 Highest	0.25	0.72175	0.602875	0.638	298.7	415.0	25.0
	最低 Lowest	0.05	0.71825	0.592	0.620	284.0	394.5	23.7
	平均 Average	0.13	0.71975	0.6005	0.629375	290.8	404.1	24.2
六月份 June	最高 Highest	0.60	0.725	0.60275	0.649	296.4	420.5	24.7
	最低 Lowest	0.08	0.715	0.59225	0.620	284.6	415.0	23.6
	平均 Average	0.15	0.718125	0.5975	0.634	290.3	418.3	24.1

上海洋厘銀拆比較圖

民國十三年一月至十九年六月

Chart of the Movements of the Rate of Chinese Dollars and the Rate of Native Interest Jan., 1924-June, 1930.



上海國外匯兌表

民國十九年第二季

Foreign Exchange Rates in Shanghai, Second Quarter, 1930.

		英幣	日幣	美幣	法幣	德幣	爪哇幣	印度幣	香港幣	新加坡幣
		規銀一兩合 London	日金百元合 Yokobama	規銀百兩合 New York	規銀百兩合 Paris	規銀百兩合 Hamburg	規銀百兩合 Java	規銀百兩合 India	港幣百元合 Hongkong	坡幣百元合 Singapore
四月份 April	最高 Highest	1/11 $\frac{1}{4}$	107 $\frac{1}{8}$	47 $\frac{1}{8}$	1203	197 $\frac{1}{2}$	117	130	80 $\frac{1}{4}$	122 $\frac{1}{4}$
	最低 Lowest	1/10 $\frac{3}{4}$	104 $\frac{1}{8}$	46 $\frac{1}{8}$	1178	193	114 $\frac{3}{4}$	127 $\frac{1}{4}$	80	119 $\frac{1}{2}$
	平均 Average	1/11.033	105.848	46.690	1191.478	195.283	115.967	128.739	80.098	120.783
五月份 May	最高 Highest	1/11	124	46 $\frac{5}{8}$	1188	195	115 $\frac{3}{4}$	128 $\frac{3}{4}$	82	141 $\frac{3}{4}$
	最低 Lowest	1/7 $\frac{5}{8}$	106	39 $\frac{3}{4}$	1013	166 $\frac{1}{2}$	98 $\frac{3}{4}$	110	79 $\frac{3}{4}$	121
	平均 Average	1/9.935	111.514	44.394	1132.222	186.074	110.361	122.806	80.509	126.963
六月份 June	最高 Highest	1/7 $\frac{1}{4}$	141 $\frac{3}{4}$	39	992	163	96 $\frac{3}{4}$	108	86 $\frac{1}{2}$	161
	最低 Lowest	1/5 $\frac{1}{4}$	126 $\frac{3}{4}$	34 $\frac{7}{8}$	890	146	86 $\frac{3}{4}$	96 $\frac{3}{4}$	82	144 $\frac{1}{2}$
	平均 Average	1/5.951	136.245	36.315	925.565	152.217	90.261	100.587	84.370	155.087

上海金銀市價表

民國十九年第二季

Prices of Bar Silver and Gold Bars in Shanghai, Second Quarter, 1930.

		大條 Bar Silver				標金 Gold Bar		
		倫敦近期 London (Spot) (Pence)	倫敦遠期 London (Forward) (Pence)	紐約 New York (Cents,Gold)	孟買 Bombay (Rupees)	開盤 Opening	收盤 Closing	平均 Average
四月份 April	最高 Highest	19 $\frac{1}{8}$	19 $\frac{3}{8}$	42 $\frac{1}{2}$	57.04	505.7	503.6	504.9
	最低 Lowest	19 $\frac{1}{8}$	19 $\frac{1}{8}$	41 $\frac{5}{8}$	53.04	497.0	497.9	497.6
	平均 Average	19 $\frac{9}{16}$	19 $\frac{1}{8}$	42 $\frac{3}{8}$	55.03	500.4	500.4	500.4
五月份 May	最高 Highest	19 $\frac{9}{16}$	19 $\frac{1}{2}$	42 $\frac{1}{2}$	56.01	540.0	541.8	540.6
	最低 Lowest	17 $\frac{1}{8}$	17 $\frac{1}{2}$	37 $\frac{1}{2}$	50.03	501.7	503.6	502.6
	平均 Average	19	18 $\frac{5}{8}$	40 $\frac{1}{2}$	53.06	516.7	518.1	517.4
六月份 June	最高 Highest	17 $\frac{3}{8}$	17 $\frac{1}{8}$	36 $\frac{5}{8}$	49.09	618.0	615.5	617.5
	最低 Lowest	15 $\frac{1}{8}$	15 $\frac{1}{2}$	33 $\frac{1}{4}$	44.07	548.8	559.4	553.9
	平均 Average	15 $\frac{3}{8}$	15 $\frac{1}{8}$	34 $\frac{1}{8}$	46.10	590.4	590.6	590.5

* 係根據每日最高最低開盤收盤四項價格之平均計算。

* Based upon averages of the highest, lowest, opening and closing quotations on each day

上海洋厘銀拆表

民國九年至十九年六月 Native Interest and Chinese Dollars in Shanghai, 1920-June, 1930.

Table with columns for Year, Month, Native Interest (Highest, Lowest, Average), and Chinese Dollars (Highest, Lowest, Average). Rows cover years 1920 to 1930 and months from January to June.

本表中各年份之最高最低價，係根據各該年之每日市價，平均一項，則就每年中之各月申數平均計算而得，合併聲明。

The annual highest and lowest figures are based upon daily quotations throughout each year while the annual averages are averages of medians of each month within the period.

先令市價表

(民國七年一月至十九年六月)

Table of Bank's Selling Rate for Sterling T. T. from January, 1918-June, 1930

Table with columns for Year (1918-1930) and rows for months (Jan-Dec). Values represent selling rates for Sterling T. T.

倫敦大條銀市價表

(民國三年一月至十九年六月)

Table of London Price of Bar Silver from January, 1914 to June, 1930

		一月 Jan.	二月 Feb.	三月 Mar.	四月 Apr.	五月 May	六月 June	七月 July	八月 Aug.	九月 Sept.	十月 Oct.	十一月 Nov.	十二月 Dec.
三年 1914	最高 Highest	26 $\frac{1}{8}$	26 $\frac{1}{8}$	27	27 $\frac{1}{2}$	27 $\frac{1}{2}$	26 $\frac{1}{2}$	26 $\frac{1}{2}$	27 $\frac{1}{2}$	25 $\frac{3}{8}$	24 $\frac{1}{2}$	23	23 $\frac{1}{2}$
	最低 Lowest	26 $\frac{7}{8}$	26 $\frac{7}{8}$	26 $\frac{5}{8}$	26 $\frac{3}{8}$	25 $\frac{5}{8}$	25 $\frac{1}{2}$	23 $\frac{3}{8}$	24 $\frac{1}{2}$	24	22 $\frac{3}{8}$	22 $\frac{3}{8}$	22 $\frac{3}{8}$
	平均 Average	26 $\frac{7}{8}$	26 $\frac{5}{8}$	26 $\frac{3}{8}$	27	26 $\frac{7}{8}$	25 $\frac{3}{8}$	24 $\frac{1}{2}$	27 $\frac{1}{2}$	24 $\frac{1}{2}$	23 $\frac{3}{8}$	22 $\frac{3}{8}$	22 $\frac{3}{8}$
四年 1915	最高 Highest	22 $\frac{5}{8}$	23	24 $\frac{1}{8}$	23 $\frac{5}{8}$	23 $\frac{1}{2}$	23 $\frac{1}{2}$	23 $\frac{1}{2}$	22 $\frac{1}{2}$	23 $\frac{1}{2}$	23 $\frac{1}{2}$	24 $\frac{1}{2}$	27 $\frac{1}{2}$
	最低 Lowest	22 $\frac{1}{2}$	22 $\frac{3}{4}$	23 $\frac{1}{8}$	23 $\frac{1}{2}$	23 $\frac{1}{8}$	22 $\frac{1}{2}$	22 $\frac{1}{2}$	22 $\frac{1}{2}$	23	23 $\frac{3}{8}$	24 $\frac{1}{8}$	25 $\frac{3}{8}$
	平均 Average	22 $\frac{3}{4}$	22 $\frac{3}{4}$	24 $\frac{1}{4}$	23 $\frac{3}{8}$	23 $\frac{1}{2}$	22 $\frac{3}{4}$	22 $\frac{1}{2}$	22 $\frac{1}{2}$	23 $\frac{1}{2}$	23 $\frac{3}{8}$	23 $\frac{3}{8}$	26 $\frac{1}{4}$
五年 1916	最高 Highest	27 $\frac{9}{8}$	27 $\frac{1}{2}$	28 $\frac{5}{8}$	34 $\frac{1}{2}$	37	32 $\frac{1}{2}$	31	32	32 $\frac{5}{8}$	32 $\frac{3}{4}$	35 $\frac{1}{2}$	36 $\frac{1}{2}$
	最低 Lowest	26 $\frac{1}{2}$	26 $\frac{1}{2}$	26 $\frac{5}{8}$	28 $\frac{1}{2}$	32 $\frac{1}{2}$	30	28 $\frac{5}{8}$	30 $\frac{3}{4}$	32	32 $\frac{7}{8}$	32 $\frac{7}{8}$	35 $\frac{1}{8}$
	平均 Average	27	26 $\frac{1}{2}$	27 $\frac{5}{8}$	31 $\frac{1}{2}$	34 $\frac{1}{2}$	31 $\frac{7}{8}$	29 $\frac{3}{8}$	31 $\frac{1}{2}$	32 $\frac{7}{8}$	32 $\frac{3}{4}$	33 $\frac{1}{2}$	36 $\frac{1}{8}$
六年 1917	最高 Highest	37 $\frac{5}{8}$	38 $\frac{1}{2}$	37 $\frac{1}{2}$	37 $\frac{5}{8}$	38 $\frac{1}{2}$	38 $\frac{1}{2}$	41 $\frac{1}{2}$	46	55	47 $\frac{1}{2}$	45 $\frac{1}{2}$	43 $\frac{1}{2}$
	最低 Lowest	36	37 $\frac{1}{8}$	35 $\frac{1}{8}$	36 $\frac{1}{2}$	37 $\frac{1}{2}$	38	39 $\frac{1}{2}$	39 $\frac{1}{2}$	46	41 $\frac{1}{2}$	42 $\frac{1}{2}$	42 $\frac{1}{2}$
	平均 Average	36 $\frac{3}{4}$	37 $\frac{3}{4}$	36 $\frac{3}{4}$	37 $\frac{1}{2}$	37 $\frac{5}{8}$	38 $\frac{1}{2}$	40 $\frac{3}{8}$	42 $\frac{1}{2}$	50 $\frac{3}{4}$	44 $\frac{1}{2}$	44 $\frac{1}{2}$	43 $\frac{1}{2}$
七年 1918	最高 Highest	45 $\frac{1}{2}$	43 $\frac{1}{2}$	46	49 $\frac{1}{2}$	48 $\frac{1}{2}$	48 $\frac{1}{2}$	48 $\frac{1}{2}$	49 $\frac{1}{2}$	49 $\frac{1}{2}$	49 $\frac{1}{2}$	49 $\frac{1}{2}$	49 $\frac{1}{2}$
	最低 Lowest	43 $\frac{3}{4}$	42 $\frac{1}{2}$	42 $\frac{1}{2}$	45 $\frac{1}{2}$	48 $\frac{1}{2}$	48 $\frac{1}{2}$	48 $\frac{1}{2}$	48 $\frac{1}{2}$	49 $\frac{1}{2}$	49 $\frac{1}{2}$	48 $\frac{1}{2}$	48 $\frac{1}{2}$
	平均 Average	44 $\frac{1}{2}$	42 $\frac{3}{4}$	44 $\frac{1}{2}$	47 $\frac{1}{2}$	49 $\frac{1}{2}$	48 $\frac{1}{2}$	48 $\frac{1}{2}$	49 $\frac{1}{2}$	49 $\frac{1}{2}$	49 $\frac{1}{2}$	48 $\frac{1}{2}$	48 $\frac{1}{2}$
八年 1919	最高 Highest	48 $\frac{1}{2}$	48 $\frac{7}{8}$	49 $\frac{3}{4}$	49 $\frac{3}{4}$	58	54 $\frac{1}{2}$	55 $\frac{1}{2}$	61 $\frac{1}{2}$	63 $\frac{3}{8}$	66 $\frac{1}{2}$	76	79 $\frac{1}{2}$
	最低 Lowest	48 $\frac{1}{8}$	47 $\frac{3}{4}$	47 $\frac{1}{2}$	48 $\frac{1}{2}$	48 $\frac{1}{2}$	53 $\frac{1}{2}$	53	55 $\frac{1}{2}$	58	62 $\frac{1}{2}$	65 $\frac{1}{2}$	72 $\frac{1}{2}$
	平均 Average	48 $\frac{3}{4}$	48 $\frac{1}{2}$	48 $\frac{1}{2}$	49 $\frac{1}{2}$	53 $\frac{1}{2}$	54	54 $\frac{1}{2}$	58 $\frac{1}{2}$	60 $\frac{1}{2}$	64 $\frac{1}{2}$	70 $\frac{1}{2}$	75 $\frac{1}{2}$
九年 1920	最高 Highest	85	89 $\frac{1}{2}$	84	72 $\frac{3}{4}$	65 $\frac{1}{2}$	57 $\frac{3}{4}$	56 $\frac{3}{4}$	63 $\frac{3}{4}$	63	59 $\frac{1}{2}$	54 $\frac{1}{2}$	44 $\frac{1}{2}$
	最低 Lowest	75 $\frac{3}{4}$	82	75 $\frac{3}{4}$	75	57 $\frac{1}{2}$	44	51 $\frac{1}{2}$	56 $\frac{1}{2}$	57 $\frac{1}{2}$	56 $\frac{1}{2}$	46 $\frac{1}{2}$	38 $\frac{1}{2}$
	平均 Average	80 $\frac{5}{8}$	85 $\frac{3}{8}$	79 $\frac{7}{8}$	73 $\frac{3}{8}$	61 $\frac{1}{2}$	50 $\frac{1}{2}$	53 $\frac{3}{4}$	60 $\frac{3}{8}$	60 $\frac{1}{2}$	54 $\frac{1}{2}$	50 $\frac{1}{2}$	41 $\frac{1}{2}$
十年 1921	最高 Highest	42 $\frac{1}{2}$	37 $\frac{3}{4}$	33	35 $\frac{3}{4}$	35 $\frac{1}{2}$	35 $\frac{1}{2}$	39 $\frac{1}{2}$	38 $\frac{1}{2}$	43 $\frac{1}{2}$	42 $\frac{1}{2}$	40 $\frac{3}{4}$	37 $\frac{1}{2}$
	最低 Lowest	36 $\frac{3}{4}$	31 $\frac{3}{4}$	30 $\frac{5}{8}$	32 $\frac{1}{2}$	33 $\frac{1}{2}$	33 $\frac{1}{2}$	35 $\frac{1}{2}$	36 $\frac{1}{2}$	37 $\frac{1}{2}$	39 $\frac{1}{2}$	37 $\frac{1}{2}$	34 $\frac{3}{4}$
	平均 Average	39 $\frac{1}{2}$	34 $\frac{1}{4}$	31 $\frac{3}{8}$	33 $\frac{1}{2}$	34 $\frac{1}{4}$	34 $\frac{1}{2}$	37 $\frac{1}{2}$	37 $\frac{1}{2}$	40 $\frac{9}{16}$	41	39 $\frac{1}{8}$	36 $\frac{3}{8}$
十一年 1922	最高 Highest	35 $\frac{1}{2}$	35 $\frac{1}{2}$	33 $\frac{1}{2}$	35 $\frac{1}{2}$	37 $\frac{1}{2}$	36 $\frac{1}{2}$	36 $\frac{1}{2}$	35 $\frac{1}{2}$	35 $\frac{1}{2}$	35 $\frac{1}{2}$	34 $\frac{1}{2}$	32 $\frac{1}{2}$
	最低 Lowest	34 $\frac{1}{2}$	32 $\frac{3}{4}$	32 $\frac{3}{4}$	33 $\frac{1}{2}$	34 $\frac{1}{2}$	35 $\frac{1}{2}$	35	34 $\frac{1}{2}$	35 $\frac{1}{2}$	33 $\frac{1}{2}$	31 $\frac{1}{2}$	30 $\frac{1}{2}$
	平均 Average	35	33 $\frac{3}{8}$	33	34 $\frac{1}{8}$	35 $\frac{1}{2}$	35 $\frac{1}{2}$	35 $\frac{1}{2}$	34 $\frac{3}{8}$	35 $\frac{1}{2}$	34 $\frac{9}{16}$	32 $\frac{1}{8}$	31 $\frac{1}{2}$
十二年 1923	最高 Highest	32 $\frac{1}{2}$	31 $\frac{3}{4}$	32 $\frac{3}{4}$	33 $\frac{3}{4}$	32 $\frac{1}{2}$	32 $\frac{1}{2}$	31 $\frac{3}{4}$	31 $\frac{1}{2}$	32 $\frac{3}{4}$	32 $\frac{3}{4}$	33 $\frac{1}{2}$	33 $\frac{1}{2}$
	最低 Lowest	31 $\frac{1}{2}$	30 $\frac{1}{2}$	31 $\frac{1}{2}$	31 $\frac{1}{2}$	32	31 $\frac{1}{2}$	30 $\frac{1}{2}$	30 $\frac{1}{2}$	30 $\frac{1}{2}$	31 $\frac{1}{2}$	31 $\frac{1}{2}$	33 $\frac{1}{2}$
	平均 Average	31 $\frac{1}{4}$	30 $\frac{3}{4}$	32 $\frac{1}{4}$	32 $\frac{1}{4}$	32 $\frac{1}{2}$	31 $\frac{1}{4}$	30 $\frac{3}{4}$	30 $\frac{3}{4}$	31 $\frac{1}{4}$	31 $\frac{1}{4}$	32 $\frac{1}{4}$	33 $\frac{1}{4}$
十三年 1924	最高 Highest	34 $\frac{1}{2}$	34 $\frac{1}{2}$	33 $\frac{3}{4}$	33 $\frac{1}{2}$	35	35 $\frac{1}{2}$	34 $\frac{1}{2}$	34 $\frac{1}{2}$	35 $\frac{1}{2}$	36 $\frac{1}{2}$	34 $\frac{1}{2}$	33 $\frac{3}{4}$
	最低 Lowest	32 $\frac{1}{2}$	33 $\frac{3}{8}$	33 $\frac{1}{2}$	32 $\frac{1}{2}$	34 $\frac{1}{2}$	34 $\frac{1}{2}$	34 $\frac{1}{2}$	33 $\frac{1}{2}$	34 $\frac{1}{2}$	34 $\frac{1}{2}$	33 $\frac{1}{2}$	31 $\frac{1}{2}$
	平均 Average	33 $\frac{1}{2}$	33 $\frac{3}{8}$	33 $\frac{1}{2}$	33 $\frac{1}{2}$	34 $\frac{1}{2}$	34 $\frac{1}{2}$	34 $\frac{1}{2}$	34 $\frac{1}{2}$	34 $\frac{1}{2}$	34 $\frac{1}{2}$	33 $\frac{1}{2}$	32 $\frac{1}{2}$
十四年 1925	最高 Highest	32 $\frac{1}{2}$	32 $\frac{3}{4}$	32 $\frac{3}{4}$	31 $\frac{1}{2}$	31 $\frac{1}{2}$	32 $\frac{1}{2}$	32 $\frac{1}{2}$	33	33 $\frac{1}{2}$	33 $\frac{1}{2}$	32 $\frac{1}{2}$	32 $\frac{1}{2}$
	最低 Lowest	31 $\frac{1}{2}$	32 $\frac{1}{2}$	31 $\frac{1}{2}$	31 $\frac{1}{2}$	31 $\frac{1}{2}$	31 $\frac{1}{2}$	31 $\frac{1}{2}$	32	32 $\frac{1}{2}$	32 $\frac{1}{2}$	31 $\frac{1}{2}$	31 $\frac{1}{2}$
	平均 Average	32 $\frac{1}{2}$	32 $\frac{1}{2}$	31 $\frac{1}{2}$	31 $\frac{1}{2}$	31 $\frac{1}{2}$	31 $\frac{1}{2}$	32	32 $\frac{1}{2}$	32 $\frac{1}{2}$	33	32 $\frac{1}{2}$	31 $\frac{1}{2}$
十五年 1926	最高 Highest	31 $\frac{1}{2}$	31 $\frac{1}{2}$	30 $\frac{1}{2}$	30 $\frac{1}{2}$	30 $\frac{1}{2}$	30 $\frac{1}{2}$	29 $\frac{1}{2}$	29 $\frac{1}{2}$	28 $\frac{1}{2}$	26 $\frac{1}{2}$	26	25 $\frac{1}{2}$
	最低 Lowest	30 $\frac{1}{2}$	30 $\frac{1}{2}$	30 $\frac{1}{2}$	29 $\frac{3}{8}$	29 $\frac{3}{8}$	30 $\frac{1}{2}$	29 $\frac{1}{2}$	29 $\frac{1}{2}$	27	24 $\frac{1}{2}$	24 $\frac{1}{2}$	24 $\frac{1}{2}$
	平均 Average	31 $\frac{1}{2}$	30 $\frac{3}{4}$	30 $\frac{1}{2}$	29 $\frac{3}{4}$	29 $\frac{3}{4}$	30 $\frac{1}{2}$	30	28 $\frac{1}{2}$	28 $\frac{1}{2}$	25 $\frac{1}{2}$	25 $\frac{1}{2}$	24 $\frac{1}{2}$
十六年 1927	最高 Highest	27 $\frac{1}{2}$	27 $\frac{1}{2}$	26 $\frac{1}{2}$	26 $\frac{1}{2}$	26 $\frac{1}{2}$	26 $\frac{1}{2}$	26 $\frac{1}{2}$	26 $\frac{1}{2}$	25 $\frac{1}{2}$	25 $\frac{1}{2}$	26 $\frac{1}{2}$	27
	最低 Lowest	24 $\frac{1}{2}$	26 $\frac{1}{2}$	25 $\frac{1}{2}$	25 $\frac{1}{2}$	25 $\frac{1}{2}$	26	25 $\frac{1}{2}$	24 $\frac{1}{2}$	25 $\frac{1}{2}$	25 $\frac{1}{2}$	26 $\frac{1}{2}$	26 $\frac{1}{2}$
	平均 Average	25 $\frac{1}{2}$	26 $\frac{1}{2}$	25 $\frac{1}{2}$	26 $\frac{1}{2}$	26 $\frac{1}{2}$	26 $\frac{1}{2}$	25 $\frac{1}{2}$	25 $\frac{1}{2}$	25 $\frac{1}{2}$	25 $\frac{1}{2}$	26 $\frac{1}{2}$	26 $\frac{1}{2}$
十七年 1928	最高 Highest	26 $\frac{1}{2}$	26 $\frac{1}{2}$	26 $\frac{1}{2}$	26 $\frac{1}{2}$	28 $\frac{1}{2}$	28 $\frac{1}{2}$	27 $\frac{1}{2}$	27 $\frac{1}{2}$	26 $\frac{1}{2}$	27	26 $\frac{1}{2}$	26 $\frac{1}{2}$
	最低 Lowest	26 $\frac{1}{8}$	26 $\frac{1}{8}$	26 $\frac{1}{8}$	26 $\frac{1}{8}$	26 $\frac{1}{2}$	26 $\frac{1}{2}$	27 $\frac{1}{2}$	27 $\frac{1}{2}$	26 $\frac{1}{8}$	26 $\frac{1}{8}$	26 $\frac{1}{8}$	26 $\frac{1}{8}$
	平均 Average	26 $\frac{1}{2}$	26 $\frac{1}{2}$	26 $\frac{1}{2}$	26 $\frac{1}{2}$	27 $\frac{1}{2}$	27 $\frac{1}{2}$	27 $\frac{1}{2}$	27 $\frac{1}{2}$	26 $\frac{1}{2}$	26 $\frac{1}{2}$	26 $\frac{1}{2}$	26 $\frac{1}{2}$
十八年 1929	最高 Highest	26 $\frac{1}{2}$	26 $\frac{1}{2}$	25 $\frac{1}{2}$	25 $\frac{1}{2}$	24 $\frac{1}{2}$	24 $\frac{1}{2}$	24 $\frac{1}{2}$	24 $\frac{1}{2}$	24 $\frac{1}{2}$	21 $\frac{1}{2}$	22 $\frac{1}{2}$	22 $\frac{1}{2}$
	最低 Lowest	26	25 $\frac{1}{2}$	25 $\frac{1}{2}$	25 $\frac{1}{2}$	24 $\frac{1}{2}$	24	23 $\frac{1}{2}$	24 $\frac{1}{2}$	23 $\frac{1}{2}$	22 $\frac{1}{2}$	22 $\frac{1}{2}$	21 $\frac{1}{2}$
	平均 Average	26 $\frac{1}{2}$	25 $\frac{1}{2}$	26	25 $\frac{1}{2}$	25 $\frac{1}{2}$	24 $\frac{1}{2}$	24 $\frac{1}{2}$	24 $\frac{1}{2}$	23 $\frac{1}{2}$	23 $\frac{1}{2}$	22 $\frac{1}{2}$	22 $\frac{1}{2}$
十九年 1930	最高 Highest	21 $\frac{1}{2}$	20 $\frac{1}{2}$	20	19 $\frac{1}{2}$	19 $\frac{1}{2}$	17 $\frac{1}{2}$						
	最低 Lowest	20	19 $\frac{3}{4}$	18 $\frac{3}{4}$	19 $\frac{1}{4}$	17 $\frac{1}{4}$	15 $\frac{1}{4}$						
	平均 Average	20 $\frac{1}{2}$	20	19 $\frac{3}{4}$	19 $\frac{1}{4}$	19	15 $\frac{3}{4}$						

十九年第二季上海躉售物價指數

民國十九年第二季

本會所編之十九年第二季上海躉售物價指數平均爲一七七・八。較上季平均高百分之三・〇（見乙表）。較去年同季平均高百分之九・九（見丙表）。總指數之最高點在六月爲一八五・九。達此項指數編製以來之最高紀錄。最低點在五月爲一七三・四。相差一二・五（見甲表）。變動殊形劇烈。各類指數最高最低間之差數。以金屬類及其他食物類爲最大。竟達二〇・〇左右。雜貨類與糧食類次之。而以疋頭及其原料類之變動爲最小。差數僅及一・九（見甲表）。

各類平均指數與上季比較。除疋頭及其原料類略跌外。餘均一致上升。其中尤以金屬、雜貨、糧食三類之漲風爲著。蓋本季物價之上漲。就洋貨言。仍不外受金貴銀賤之影響。故以金屬類之感應力爲最強。就土貨言。一方由於米價踊貴。一方因戰事關係。交通梗阻。大宗土貨來源。均感不充。供求不能相應。價格遂紛紛告漲。指數因之迭現高峯。茲就各類平均指數分別言之。

糧食類之指數平均較上季升高百分之四・一。米價騰貴實爲其主要因。蓋自去秋各地收成告歉以來。來源大受打擊。本埠存底有限。米商復不免囤積居奇。售價因之節節增高。加以洋米因安南改行金本位幣制。匯率奇昂。成本加重。米市漲風遂再接再厲。雖有限價。終難遏止。季末白粳每石竟超過二十二元以上。實爲前此未聞之高價。米價既貴。各糧種之而升。又值軍事方殷。來源受阻。市情乃愈形堅俏。其中除小麥一項因在出新期內略見低落外。餘均一致高漲。其他食物類之指數四、五兩月曾一度回低。六月份因新茶開價特高。指數猛升百分之一一・四。故本季平均仍較上季高百分之〇・六。疋頭及其原料類中。綢緞、絲、棉市面尙好。棉紗、疋頭則無生色。指數平均跌落百分之〇・三。金屬類之指數。四、五兩月亦見低跌。六月間因匯市堅緊。突露高峯。平均本季仍升百分之五・三。雜貨類平均較上季升高百分之四・七。其中燃料平均漲百分之三・二。由於煤價一致增高。火油受金貴銀賤之影響。漲風才厲。建築材料中之物品。成本既貴。銷路亦佳。售價逐步增高。故指數平均升高百分之六・四。工業用品中。除鹽基玫瑰略跌及汽巴淡黃平定外。餘均見漲。其他物品中之物品亦多數上漲。汽發油漲勢尤猛。故前項指數平均漲百分之四・六。後項指數平均漲百分之四・五云。

(甲)十九年第二季各類指數最高最低及其差數表

	糧食	其他食物	疋頭 及其原料	金屬	雜貨				平均	總平均
					燃料	建築材料	工業用品	其他物品		
最高	189.9(6)	188.7(6)	152.0(4,6)	220.8(6)	176.1(6)	170.1(6)	199.2(6)	167.0(6)	178.1(6)	185.9(6)
最低	180.8(5)	169.4(5)	150.1(5)	198.3(5)	164.2(4)	160.5(4)	181.1(4)	157.2(4)	165.8(4)	173.4(5)
差數	9.1	19.3	1.9	22.5	11.9	9.6	18.1	9.8	12.3	12.5

括號中數字表示月份。

(乙)本學與上學平均指數比較表

(丙)本學與去年第二季平均指數比較表

類 別	十九年第二季	十九年第一季	漲(+) 或 落(-)	類 別	十九年第二季	十八年第二季	漲(+) 或 落(-)
	平 均	平 均			平 均	平 均	
糧 食	184.0	176.8	+ 4.1%	糧 食	184.0	156.2	+17.8%
其 他 食 物	176.9	175.9	+ 0.6%	其 他 食 物	176.9	168.3	+ 5.1%
疋 頭 及 其 原 料	151.4	151.8	- 0.3%	疋 頭 及 其 原 料	151.4	148.2	+ 2.2%
金 屬	206.2	195.9	+ 5.3%	金 屬	206.2	178.7	+15.4%
雜 貨	170.8	163.2	+ 4.7%	雜 貨	170.8	157.8	+ 8.2%
燃 料	170.2	165.0	+ 3.2%	燃 料	170.2	159.1	+ 7.0%
建 築 材 料	164.1	154.3	+ 6.4%	建 築 材 料	164.1	152.8	+ 7.4%
工 業 用 品	187.3	179.1	+ 4.6%	工 業 用 品	187.3	169.1	+10.8%
其 他 物 品	161.3	154.3	+ 4.5%	其 他 物 品	161.3	150.0	+ 7.5%
總 平 均	177.8	172.7	+ 3.0%	總 平 均	177.8	161.8	+ 9.9%

The Index Numbers of Wholesale Prices in Shanghai

Second Quarter, 1930

Our index number of wholesale prices averaged 177.8 for the second quarter of 1930, being 3.0% (see table B) and 9.9% (see table C) higher respectively than the averages for the previous quarter and the corresponding period of last year. The maximum point, 185.9, which is the highest record ever attained since the compilation of the index, was reached in June, and the minimum point, 173.4 in May. The range of difference between the extreme points was 12.5 (see table A). Among the group indices, metals and other food products showed the highest degree of fluctuation, followed in order by the miscellaneous group, cereals, and textiles. The difference between the extremes of metals and other food products was around 20.0; while that of textiles 1.9 only. (see table A).

Comparing with the previous quarter, all group indices except textiles, ascended conspicuously, especially so in the case of metals, miscellaneous articles, and cereals. The elevation of the price-level of imported goods was, as in the last quarter, due to high rates of exchange, and the great rise in the index of metals was attributable to the same cause; whereas the appreciation of native goods was the result of the continuous rise in the price of rice on the one hand, and of the scanty supply of the other products from the interior due to the interruption of communication in the war regions on the other. As the supply could not meet the demand, the price went up as a matter of course.

The price of cereals rose by 4.1% over that of last quarter. The appreciation of rice was the main cause. Shanghai, as an industrial and commercial center, depends entirely on imported rice from the interior and Annam for sustenance. During this quarter, import from the interior was greatly reduced owing to the bad crop last year. Moreover, the price of Annamese rice was continuously increasing with exchange. Therefore, the quotation went up by leaps and bounds. Other cereals, except wheat, which dropped a little on account of new crop, showed the same tendency. The prices of other food products fell in April and May. But in June, the quotation advanced 11.4% owing to the high price of new tea. As a result, the average for this quarter registered an increase of 0.6%. In the textile group, silk goods, raw silk and cotton had a fairly brisk market, but cotton yarn and piece goods showed signs of weakness, so much so that the index fell by 0.3% in average. Metals bore the same mark of debility during the first two months of this quarter; however, in June, the price rose consistently with the exchange. The index on the average went up by 5.3%.

An increase of 4.7% was noted in the group of miscellaneous goods, among which fuel, building materials, industrial materials and sundries advanced by 3.2%, 6.4%, 4.6%, 4.5% respectively. In the category of fuel, kerosene oil went up with the exchange, and coal also increased in price, especially Japanese coal. Building materials in general also increased in price, and the demand for them remained good. In the category of industrial materials, there was a marked appreciation in all the commodities, except dull carthamine and steady yellow. Most of the sundry articles rose in price, among which the quotation for gasoline was especially high, also due to exchange.

"A" Comparison between Maximum and Minimum Index Numbers for Second Quarter, 1930

	Cereals	Other Food Products	Textiles	Metals	Miscellaneous Goods				General Average	
					Fuel	Building Materials	Industrial Materials	Sundries		
Highest	189.9(6)	188.7(6)	152.0(4.6)	220.8(6)	176.1(6)	170.1(6)	199.2(6)	167.0(6)	178.1(6)	185.9(6)
Lowest	180.8(5)	169.4(5)	150.1(5)	198.3(5)	164.2(4)	160.3(4)	181.1(4)	157.2(4)	165.8(4)	173.4(5)
Difference	9.1	19.3	1.9	22.5	11.9	9.6	18.1	9.8	12.3	12.5

Figures in brackets refer to months.

"B" Comparison of Average Index Numbers with Preceding Quarter.

"C" Comparison of Average Index Numbers with Corresponding Quarter of Last Year.

Group	Average for 2nd quarter, 1930	Average for 1st quarter, 1930	Rise(+) or Fall(-)	Group	Average for 2nd quarter, 1930	Average for 2nd quarter, 1929	Rise(+) or Fall(-)
Cereals	184.0	176.8	+ 4.1%	Cereals	184.0	156.2	+17.8%
Other Food Products	176.9	175.9	+ 0.6%	Other Food Products	176.9	168.3	+ 5.1%
Textiles	151.4	151.8	- 0.3%	Textiles	151.4	148.2	+ 2.2%
Metals	206.2	195.9	+ 5.3%	Metals	206.2	178.7	+15.4%
Miscellaneous Goods	170.8	163.2	+ 4.7%	Miscellaneous Goods	170.8	157.8	+ 8.2%
Fuels	170.2	165.0	+ 3.2%	Fuels	170.2	159.1	+ 7.0%
Building Materials	164.1	154.3	+ 6.4%	Building Materials	164.1	152.8	+ 7.4%
Industrial Materials	187.3	179.1	+ 4.6%	Industrial Materials	187.3	169.1	+10.8%
Sundries	161.3	154.3	+ 4.5%	Sundries	161.3	156.0	+ 3.5%
General Average	177.8	172.7	+ 3.0%	General Average	177.8	161.8	+ 9.9%

十九年第二季上海輸出入物價指數

民國十九年第二季

本會所編之十九年第二季上海輸出入物價指數平均為一八四·七。較上季平均高百分之三·一(見丙表)，較去年同季平均高百分之七·七(見乙表)。輸入物價指數平均為二〇一·九。較上季平均高百分之六·九(見丁表)。較去年同季平均高百分之一五·三。(見乙表)兩種指數同現最高紀錄。各月總指數最高與最低點間之差數。輸出達二〇一。輸入達二三·二(見甲表)。變動之劇。為自此項指數編製以來所創見。

本季輸出指數之上漲。由於土貨受軍事影響。來源阻滯。供不應求。價格因之大漲。輸入指數之上漲。則由銀價低落。洋貨成本加高。以致一漲再漲。指數迭現新紀錄。奔騰跳躍。莫可遏止。茲將本季輸出入平均各類指數分別說明於下。

輸出指數中各類平均指數與上季相較。一致上漲。其中尤以消費品之漲勢為猛。計比上季平均高百分之六以上。原料品平均比上季高百分之三·一。其中農產平均高百分之三·六。動物產高百分之一·三。林產高百分之二·五。礦產高百分之二·八。漲風亦著。惟生產品之平均趨勢尚稱和緩。僅較上季平均高百分之〇·八。消費品之指數四、五兩月頗為平穩。六月間因新茶上市後來源不裕。而俄方開始動辦。市氣蓬勃。開價特高。較諸陳貨紅茶增兩倍半。綠茶幾增一倍。該類指數較五月份劇升百分之三二·二。其影響於總指數者自鉅。原料、生產二類中。除少數物品如菜子、菜餅、桐油、桐油等因洋莊銷路尚好。價格提高外。其餘物品大半因存底枯薄來源被阻而漲。以言去路固未有若何之發展也。輸入指數中各類平均指數與上季比較。以原料品之漲風為最厲。計較上季平均高百分之一〇·八。其中礦產平均較上季高百分之三·〇。林產、農產指數之平均竟升高百分之一二·〇至一三·四。影響於原料品之指數極鉅。生產品平均較上季漲百分之五·九。消費品漲百分之六·二。漲勢之銳。為從來所罕見。此項輸入物價之上漲。可謂全受金銀匯兌與匯兌不利之影響。蓋海外物價近數月來迭風頓熾。如英、美、日等國之一般物價指數自去年八月至今年六月之期間。各跌落百分之十以上。其輸入我國物品之

價格。自亦隨之低落。徒以我國係孤立之用銀國。而世界銀價跌落之程度。更甚於一般物價跌落之程度。故以金表示之海外物價更跌。而以銀表示之我國輸入物價依然繼續增高也。查今年一月份標金平均價為四七四。〇兩。六月份竟達五九〇。五兩。一月份英匯平均為二先令四分之一辨士。六月份祇一先令五辨士又四分之三。一月份倫敦銀價平均每盎司為二〇辨士又十六分之十三。六月份竟不足十六辨士。試以一月份為基期。比較六個月以來金價與輸入物價指數之漲率。可知輸入指數上漲之速率。猶較金價為和緩也。

十九年一月至六月金價與輸入指數漲率比較表

	金		輸入物價	
	平均價	百分比 一月份平均 = 100	指數	百分比 一月份指數 = 100
一月	474.0	100.0	186.5	100.0
二月	490.6	103.5	189.5	101.6
三月	498.6	105.2	190.8	102.3
四月	500.4	105.6	192.1	103.0
五月	517.4	109.2	198.4	106.4
六月	590.5	124.6	215.3	115.4

(甲)本學各月輸出入物價指數最高最低點及其差數表

(乙)本學與去年同季輸出入物價平均總指數百分漲落比較表

	輸出		輸入		本年第二季 平均總指數	去年第二季 平均總指數	漲(+) 或 落(-)	
	月份	月份	月份	月份				
最高點	196.8	6	215.3	6	輸 出	184.7	171.5	+ 7.7%
最低點	176.7	5	192.1	4				
差 數	20.1	—	23.2	—				

(丙)本學輸出物價平均指數與上季平均指數百分漲落比較表

(丁)本學輸入物價平均指數與上季平均指數百分漲落比較表

類 別	本年第二季 平均指數	本年第一季 平均指數	漲(+) 或 落(-)	類 別	本年第二季 平均指數	本年第一季 平均指數	漲(+) 或 落(-)
農 產	189.5	183.0	+3.6%	農 產	241.1	212.6	+13.4%
動 物 產	203.3	200.6	+1.3%	林 產	179.5	160.2	+12.0%
林 產	178.0	173.7	+2.5%	礦 產	233.2	226.4	+ 3.0%
礦 產	196.2	190.9	+2.8%	生 產 品	180.4	170.4	+ 5.9%
生 產 品	160.2	158.9	+0.8%	消 費 品	197.5	186.0	+ 6.2%
消 費 品	185.7	175.0	+6.1%	總 指 數	201.9	188.9	+ 6.9%
總 指 數	184.7	179.1	+3.1%				

The Index Numbers of Export and Import Prices in Shanghai

Second Quarter, 1930.

Our index number of export prices in Shanghai stood at 184.7 during the second quarter, 1930, being 3.1% (see Table C) and 7.7% (see Table B) higher than the previous quarter and the corresponding quarter of last year respectively. Increases of 6.9% (see Table D) and 15.3% (see Table B) were similarly noted in the index number of import prices, which averaged 201.9 during the quarter under review. The difference between the extreme points of this quarter was 20.1 for exports and 23.2 for imports (see Table A). Both export and import index numbers attained the highest records, and showed violent fluctuations.

The appreciation of export prices was attributable to the scanty supply of home products, which was due to the interruption of the means of communication in the war regions, whereas the enhancement of import prices was chiefly the result of the unfavorable exchange; so much so that both the export and the import index numbers went up by leaps.

Comparing with the average index of the previous quarter, group indices of exports rose universally, with consumers' goods ranking first, which increased more than 6.0%. Raw materials scored an increase of 3.1%, among which agricultural products registered an advance of 3.6%, animal products, 1.3%, forest products, 2.5%, and mineral products, 2.8%. The rise of producers' goods was comparatively slow, being 0.8% only.

In the months of April and May, the indices of consumers' goods were quite steady. In June, owing to the limited supply of new tea and the good demand created by Russian merchants, the price of black tea increased more than 250.0%, and that of green tea more than 80.0%. Consequently, the index of consumers' goods in June was 32.2% higher than it was in May. This must have greatly affected the general average. In the categories of raw materials and producers' goods, rape seed, seed cake, vegetable tallow, and wood oil were in good demand abroad; the appreciation of other commodities were, however, due to poor stock and insufficient supply.

As to the group indices of import prices, the appreciation of raw materials was most striking. It increased 10.8% over that of last quarter. In the indices of the three sub-categories, mineral products increased 3.0%, forest and agricultural products 12.0% and 13.4% respectively. Both producers' and consumers' goods made a great advance. The increase of the former was 5.9%, and the latter 6.2% in average.

The appreciation of import prices was believed to be due chiefly to the unfavourable exchange, as

a result of the appreciation of gold. During recent months, prices in foreign countries have dropped, as, for instance, in England, the U. S. A., and Japan the price levels in general fell off more than 10.0% during the period from August, 1929 to June, 1930. This general drop in prices, however, was by far counteracted by the depreciation of silver. Therefore, China, the only nation still preserving the silver system had to pay more for imported goods notwithstanding the fall of price in foreign countries.

The following table gives a comparison of the rate of increase between gold bar and import prices in Shanghai from January to June with January as basis for computation.

A Comparison of the Rate of Increase Between Gold Bar and Import Prices
January-June, 1930

Month	Gold Bar		Import Prices	
	Average Quotation	Percentage Average of Jan. = 100	Index Numbers	Percentage Jan. = 100
January	474.0	100.0	186.5	100.0
February	490.6	103.5	189.5	101.6
March	498.6	105.2	190.8	102.3
April	500.4	105.6	192.1	103.0
May	517.4	109.2	198.4	106.4
June	590.5	124.6	215.3	115.4

"A" Comparison between Maximum and Minimum Index Numbers during Second Quarter, 1930

"B" Comparison between Export and Import Indices during Second Quarter, 1930, and Same Quarter, 1929.

	Export	Month	Import	Month		Second Quarter 1930	Second Quarter 1929	Rise(+) or Fall(-)
Highest	196.8	June	215.3	June	Export	184.7	171.5	+ 7.7%
Lowest	176.7	May	192.1	April	Import	201.9	175.1	+15.3%
Difference	20.1		23.2					

"C" Comparison of Average Index Numbers of Export Prices during Second Quarter, 1930, and First Quarter, 1930

"D" Comparison of Average Index Numbers of Import Prices during Second Quarter, 1930, and First Quarter, 1930

Group	Second Quarter 1930	First Quarter 1930	Rise(+) or Fall(-)	Group	Second Quarter 1930	First Quarter 1930	Rise(+) or Fall(-)
Raw Materials	193.0	187.2	+3.1%	Raw Materials	237.6	214.4	+10.8%
Agricultural Products	189.5	183.0	+3.6%	Agricultural Products	241.1	212.6	+13.4%
Animal Products	203.3	200.6	+1.3%	Forest Products	179.5	160.2	+12.0%
Forest Products	178.0	173.7	+2.5%	Mineral Products	233.2	226.4	+ 3.0%
Mineral Products	196.2	190.9	+2.8%	Producers' Goods	180.4	170.4	+ 5.9%
Producers' Goods	160.2	158.9	+0.8%	Consumers' Goods	197.5	186.0	+ 6.2%
Consumers' Goods	185.7	175.0	+6.1%	All Commodities	201.9	188.9	+ 6.9%
All Commodities	184.7	179.1	+3.1%				

上海躉售物價指數表
INDEX NUMBERS OF WHOLESALE PRICES IN SHANGHAI

物價 No. of Quotations	民國二十年二月一 100										February, 1931 = 100					總平均 General Average		
	糧食 Cereals		其他食物 Other Food Products		正類及其原料 Textiles		金屬 Metals		雜貨 雜貨 Fuels		建築材料 Building Materials		工業用品 Industrial Materials		其他物品 Miscellaneous Goods		平均 Average	
	14	26	27	11	12	14	21	22	69	147								
民國十九年 1920	126.2	128.8	148.2	150.0	183.0	161.3	348.0	134.8	206.7	152.0								
二十一年 1921	126.7	131.0	147.7	150.4	177.6	172.0	291.4	140.0	193.3	150.2								
二十二年 1922	145.5	133.7	148.1	133.5	172.5	163.9	200.9	130.8	167.1	145.5								
二十三年 1923	149.5	153.4	157.8	158.1	172.5	164.0	183.3	131.9	162.9	156.4								
二十四年 1924	142.5	155.0	157.3	161.0	188.3	148.3	167.1	131.9	153.9	153.9								
二十五年 1925	154.0	154.3	155.4	184.7	155.4	141.0	158.2	137.9	148.1	159.4								
二十六年 1926	167.0	166.0	142.5	197.5	148.0	151.5	154.5	135.4	147.3	164.1								
二十七年 1927	171.1	176.4	146.3	197.1	173.5	164.4	162.8	143.2	161.0	170.4								
二十八年 1928	159.7	173.5	148.1	168.9	155.2	153.7	160.4	145.2	153.6	160.7								
二十九年 1929	164.6	168.9	149.2	178.2	158.2	152.4	163.3	150.3	157.5	163.7								
民國十五年 1926	156.1	158.6	146.8	214.6	141.2	144.8	153.3	135.6	143.7	164.0								
一月 Jan.	160.6	163.5	147.5	199.4	137.9	149.8	153.6	134.9	144.0	163.0								
二月 Feb.	165.9	162.2	144.6	204.7	144.4	144.9	152.8	137.2	144.8	164.4								
三月 Mar.	166.2	162.6	144.3	195.1	144.7	148.2	153.3	137.6	145.9	162.8								
四月 Apr.	164.5	155.6	139.5	191.7	147.6	152.4	152.1	136.5	147.1	159.7								
五月 May	162.5	165.9	139.9	165.5	145.9	150.3	151.1	133.5	145.2	155.8								
六月 June	162.3	162.4	139.6	174.1	149.4	151.2	151.7	131.3	145.9	156.9								
七月 July	163.4	165.8	139.2	190.1	144.5	148.8	151.6	130.3	143.8	160.5								
八月 Aug.	168.9	166.4	140.6	199.6	148.7	151.8	151.5	130.7	145.2	164.2								
九月 Sept.	183.4	171.7	142.5	208.1	150.0	153.5	158.4	136.7	149.6	171.1								
十月 Oct.	176.3	179.6	143.2	218.1	157.3	159.2	162.9	139.2	154.6	174.4								
十一月 Nov.	173.6	177.8	141.9	208.9	165.1	163.0	161.7	141.3	157.8	172.0								
十二月 Dec.	171.1	177.8	141.3	214.4	173.0	162.6	160.4	141.9	157.8	172.8								
民國十六年 1927	172.0	179.6	140.5	209.1	169.3	165.2	160.5	140.1	153.8	172.0								
一月 Jan.	177.7	180.2	143.9	209.5	171.1	170.4	160.6	141.4	162.4	174.7								
二月 Feb.	174.9	175.6	145.0	206.4	180.5	167.1	163.7	142.3	163.4	173.1								
三月 Mar.	177.6	168.7	144.6	206.6	173.6	164.3	163.5	142.6	161.0	171.3								
四月 Apr.	177.3	169.0	143.9	198.0	171.7	160.7	164.5	140.9	159.4	169.3								
五月 May	177.2	170.2	148.3	196.8	180.2	161.2	165.0	144.1	162.6	171.0								
六月 June	172.1	174.5	147.8	195.4	179.4	166.8	164.9	145.9	164.1	170.8								
七月 July	173.1	178.7	152.7	191.6	176.7	165.2	163.1	145.7	162.7	171.8								
八月 Aug.	165.3	182.9	152.4	180.8	172.5	165.4	162.7	147.8	162.1	168.7								
九月 Sept.	161.1	183.3	148.0	177.3	165.0	162.8	162.5	143.2	158.4	165.7								
十月 Oct.	153.4	179.5	146.9	180.0	163.7	161.3	162.9	142.4	157.6	163.5								
民國十七年 1928	155.8	175.3	148.5	178.4	158.3	162.2	164.3	145.8	157.6	163.1								
一月 Jan.	161.7	178.3	149.2	177.4	155.8	158.9	160.3	145.4	155.1	164.3								
二月 Feb.	163.7	174.6	149.7	172.2	155.3	156.6	161.7	146.1	154.9	163.4								
三月 Mar.	164.6	177.4	148.7	170.5	153.5	156.3	161.2	146.0	154.2	163.1								
四月 Apr.	153.6	164.0	149.9	180.3	138.8	153.0	160.3	150.8	158.0	161.2								
五月 May	155.6	171.0	147.7	176.6	159.1	152.0	160.0	149.3	157.4	161.7								
六月 June	159.4	169.8	146.9	179.2	159.4	153.3	168.9	149.9	157.9	162.6								
七月 July	162.7	165.9	147.3	180.3	156.2	152.6	170.0	149.8	157.2	162.7								
八月 Aug.	168.4	169.4	147.7	180.4	157.8	153.3	169.4	150.5	157.8	164.7								
九月 Sept.	174.3	171.8	150.5	180.8	157.8	153.2	168.6	151.5	158.0	167.1								
十月 Oct.	175.7	171.4	151.6	182.7	157.3	151.9	171.4	154.0	156.7	168.0								
十一月 Nov.	166.7	168.9	148.7	182.4	154.7	149.9	171.3	151.9	157.0	164.7								
十二月 Dec.	166.4	169.2	148.8	182.1	155.1	149.6	171.8	150.1	156.9	164.7								
民國十八年 1929	161.5	168.1	149.5	166.8	158.8	152.9	160.7	146.2	154.6	160.1								
一月 Jan.	163.4	169.1	150.3	170.6	160.9	154.3	169.7	149.5	158.6	162.4								
二月 Feb.	167.2	167.9	151.0	176.5	161.5	152.2	170.3	149.5	158.4	164.2								
三月 Mar.	153.6	164.0	149.9	180.3	138.8	153.0	160.3	150.8	158.0	161.2								
四月 Apr.	155.6	171.0	147.7	176.6	159.1	152.0	160.0	149.3	157.4	161.7								
五月 May	159.4	169.8	146.9	179.2	159.4	153.3	168.9	149.9	157.9	162.6								
六月 June	162.7	165.9	147.3	180.3	156.2	152.6	170.0	149.8	157.2	162.7								
七月 July	168.4	169.4	147.7	180.4	157.8	153.3	169.4	150.5	157.8	164.7								
八月 Aug.	174.3	171.8	150.5	180.8	157.8	153.2	168.6	151.5	158.0	167.1								
九月 Sept.	175.7	171.4	151.6	182.7	157.3	151.9	171.4	154.0	156.7	168.0								
十月 Oct.	166.7	168.9	148.7	182.4	154.7	149.9	171.3	151.9	157.0	164.7								
十一月 Nov.	166.4	169.2	148.8	182.1	155.1	149.6	171.8	150.1	156.9	164.7								
十二月 Dec.	174.9	172.7	151.2	189.3	162.3	150.7	176.6	150.5	160.0	169.6								
民國十九年 1930	179.0	180.9	151.9	197.4	167.0	154.6	179.2	155.4	164.1	174.7								
一月 Jan.	176.6	174.2	152.2	200.9	165.6	137.7	181.6	156.9	165.5	173.9								
二月 Feb.	181.3	172.5	152.0	199.6	164.2	160.5	181.1	157.2	165.8	174.2								
三月 Mar.	180.8	169.4	150.1	198.3	170.4	161.7	181.6	159.8	168.4	173.4								
四月 Apr.	189.9	188.7	152.0	220.8	176.1	170.1	199.2	167.0	178.1	185.9								
五月 May	189.9	188.7	152.0	220.8	176.1	170.1	199.2	167.0	178.1	185.9								
六月 June	189.9	188.7	152.0	220.8	176.1	170.1	199.2	167.0	178.1	185.9								

上海輸出物價指數表
INDEX NUMBERS OF EXPORT PRICES IN SHANGHAI
民國二年二月 = 100 February, 1913 = 100

	原料品 Raw Materials					生產品 Producers' Goods	消費品 Consumers' Goods	總平均 General Average
	農產 Agricultural Products	動物產 Animal Products	林產 Forest Products	礦產 Mineral Products	平均 Average			
民國十四年 1925	152.1	161.5	158.8	169.4	155.6	137.9	146.9	149.2
十五年 1926	150.6	153.6	176.4	176.1	156.0	144.7	154.9	153.6
十六年 1927	161.7	170.3	183.0	209.0	169.9	160.0	167.9	168.4
十七年 1928	165.8	194.0	174.4	188.9	173.1	154.1	165.3	168.0
十八年 1929	177.2	193.1	174.2	175.2	180.0	155.5	170.0	173.1
民國十八年 1929								
一月 Jan.	170.6	194.8	178.8	174.0	173.3	153.5	163.6	168.7
二月 Feb.	172.8	192.8	179.9	174.5	176.9	152.9	162.3	169.0
三月 Mar.	174.5	191.6	179.9	175.5	178.1	154.0	161.0	169.7
四月 Apr.	172.2	190.4	176.8	174.6	176.1	146.8	160.7	166.3
五月 May	172.9	189.4	177.7	173.7	176.5	151.4	184.8	173.1
六月 June	177.9	189.6	177.5	174.6	180.2	154.1	180.7	175.0
七月 July	180.4	192.6	170.4	175.8	182.0	159.3	178.9	177.1
八月 Aug.	179.7	184.3	168.2	178.3	180.9	157.5	175.3	175.3
九月 Sept.	185.3	184.5	172.2	178.1	185.2	164.4	169.3	178.3
十月 Oct.	187.2	202.4	168.2	170.1	187.2	162.8	168.8	178.7
十一月 Nov.	178.0	201.6	171.9	176.1	181.6	155.5	166.3	173.2
十二月 Dec.	175.2	203.0	168.5	177.3	179.6	153.9	168.0	172.2
民國十九年 1930								
一月 Jan.	179.2	203.0	169.3	187.6	183.9	157.1	168.8	175.5
二月 Feb.	185.3	193.9	174.7	194.0	188.7	159.9	183.7	182.0
三月 Mar.	184.6	205.0	177.0	191.1	189.1	159.7	172.5	179.8
四月 Apr.	188.7	201.3	174.7	190.7	191.4	160.2	170.8	180.7
五月 May	185.7	203.3	176.6	192.8	189.7	153.5	166.4	176.7
六月 June	194.1	205.3	182.8	205.1	197.9	166.9	220.0	196.8

上海輸入物價指數表
INDEX NUMBERS OF IMPORT PRICES IN SHANGHAI
民國二年二月 = 100 February, 1913 = 100

	原料品 Raw Materials				生產品 Producers' Goods	消費品 Consumers' Goods	總平均 General Average
	農產 Agricultural Products	林產 Forest Products	礦產 Mineral Products	平均 Average			
民國十四年 1925	156.5	134.4	164.8	156.6	147.8	154.9	153.5
十五年 1926	148.8	139.7	175.0	157.9	139.8	153.9	151.2
十六年 1927	172.9	178.7	202.3	183.1	148.9	164.2	164.8
十七年 1928	182.7	165.4	173.8	182.0	154.8	169.0	169.1
十八年 1929	196.1	158.5	195.1	195.5	163.4	176.9	178.5
民國十八年 1929							
一月 Jan.	184.4	160.3	172.0	182.2	157.8	167.7	169.2
二月 Feb.	187.2	161.6	174.1	184.6	162.5	174.2	174.8
三月 Mar.	194.9	159.0	179.3	190.5	163.3	176.5	177.2
四月 Apr.	190.2	155.3	197.2	191.8	163.0	173.1	175.4
五月 May	189.2	157.9	192.1	190.3	160.6	172.7	174.3
六月 June	197.5	160.6	197.3	197.3	160.9	173.0	175.7
七月 July	198.5	163.3	198.5	198.7	163.0	172.1	176.1
八月 Aug.	195.9	162.5	200.1	197.3	165.1	180.5	181.6
九月 Sept.	207.7	159.7	204.7	205.6	166.6	184.1	185.4
十月 Oct.	206.2	155.9	207.4	204.8	167.8	184.1	185.6
十一月 Nov.	200.2	157.7	207.8	200.7	164.9	182.6	183.4
十二月 Dec.	201.0	152.2	211.1	201.9	163.6	181.7	183.2
民國十九年 1930							
一月 Jan.	219.7	155.7	220.6	216.6	166.8	183.0	186.5
二月 Feb.	208.5	159.6	229.6	212.5	171.3	187.0	189.5
三月 Mar.	209.5	165.2	228.9	214.0	173.2	187.9	190.8
四月 Apr.	224.6	167.7	228.4	224.1	172.7	187.9	192.1
五月 May	232.2	175.7	226.1	229.7	175.1	196.0	198.4
六月 June	266.6	195.2	245.1	258.9	197.3	208.5	215.3

華北批發物價指數表
Index Numbers of Commodity-prices at Wholesale in North China

民國十五年全年 = 100 1926 = 100

類別 Groups	各類指數 By Groups						總指數 General Index
	食物 Foods	布疋及 其原料 Cloth and Clothing	金屬 Metal Products	建築材料 Building Materials	燃料 Fuel and Light	雜項 Miscell- aneous	
種數 No. of Commodities	41	18	12	12	12	5	100
民國二年 1913	64.87	65.47	80.24	70.53	61.02	78.67	67.50
三年 1914	63.65	61.20	78.02	79.50	61.51	73.98	66.88
四年 1915	63.82	65.53	91.41	74.54	61.75	85.07	68.74
五年 1916	66.13	72.98	118.95	80.06	68.97	84.07	74.29
六年 1917	71.00	83.29	135.40	84.23	70.59	84.30	80.05
七年 1918	67.43	96.64	158.54	87.17	74.63	75.99	82.17
八年 1919	66.00	107.06	111.05	86.78	75.71	77.88	81.00
九年 1920	83.40	104.33	133.61	81.88	75.71	83.17	89.48
十年 1921	82.23	99.78	124.61	88.80	78.75	83.29	88.91
十一年 1922	80.34	99.33	97.05	90.10	78.47	85.50	86.38
十二年 1923	84.76	107.41	96.44	94.12	77.02	88.56	90.26
十三年 1924	88.74	109.70	97.65	93.89	84.10	89.76	93.41
十四年 1925	95.52	108.21	99.04	94.42	90.60	96.03	97.23
十五年 1926	100.00	100.00	100.00	100.00	100.00	100.00	100.00
十六年 1927	106.92	99.96	100.79	96.04	101.52	108.11	102.96
十七年 1928	113.00	103.31	98.93	130.83	110.01	110.36	108.68
十八年 1929	116.22	109.84	104.15	107.45	109.78	107.45	107.87
十九年 1928							111.37
民國十七年 1928							
一月 Jan.	111.22	101.55	96.35	100.93	105.54	110.54	105.63
二月 Feb.	113.63	101.40	99.85	101.81	105.36	110.03	107.07
三月 Mar.	116.73	102.70	99.15	102.72	107.27	106.05	108.53
四月 Apr.	116.32	103.11	98.74	102.76	108.80	108.29	108.68
五月 May	115.16	102.96	98.69	102.52	110.01	108.65	108.34
六月 June	116.02	103.36	97.24	102.66	108.49	111.87	108.57
七月 July	116.73	105.29	97.67	103.60	109.88	111.60	109.51
八月 Aug.	111.34	101.55	97.36	103.26	111.07	114.13	106.81
九月 Sept.	108.34	101.77	98.54	104.86	113.56	113.19	106.28
十月 Oct.	110.65	102.77	101.77	106.13	113.02	113.00	108.00
十一月 Nov.	109.54	105.24	99.73	107.62	115.68	110.88	108.49
十二月 Dec.	110.27	108.01	101.90	107.12	111.22	106.15	108.50
民國十八年 1929							
一月 Jan.	115.43	110.26	104.81	106.99	111.43	105.13	111.20
二月 Feb.	117.50	112.68	106.55	106.49	111.83	107.80	112.66
三月 Mar.	117.22	111.04	107.43	108.74	110.96	107.04	112.69
四月 Apr.	114.64	106.26	104.25	108.12	109.65	104.92	110.58
五月 May	113.08	110.13	104.68	107.53	108.54	103.70	109.80
六月 June	114.64	109.69	102.89	107.17	108.25	109.69	110.40
七月 July	117.56	109.48	103.20	107.90	108.06	112.02	111.86
八月 Aug.	118.83	109.58	100.41	106.63	107.69	111.00	111.73
九月 Sept.	117.94	111.89	101.51	106.88	108.37	109.81	111.82
十月 Oct.	117.08	110.53	103.57	108.55	110.55	106.35	111.89
十一月 Nov.	114.88	108.17	106.20	107.35	111.30	108.56	111.10
十二月 Dec.	115.89	106.31	104.35	106.98	110.76	103.40	110.66
民國十九年 1930							
一月 Jan.	117.61	106.50	105.94	106.94	107.87	103.90	111.27
二月 Feb.	121.25	108.64	114.37	106.40	107.63	111.54	114.50
三月 Mar.	121.65	108.31	116.18	105.45	109.39	113.22	114.92
四月 Apr.	118.99	107.98	116.90	105.27	111.01	114.96	114.13
五月 May	120.14	103.15	124.47	103.81	115.40	114.32	114.79
六月 June	122.14	103.70	140.41	105.01	120.21	120.55	118.61

天津南開大學社會經濟研究委員會編

Compiled by the Committee on Social and Economic Research of Nankai University, Tientsin.

廣州批發物價指數表

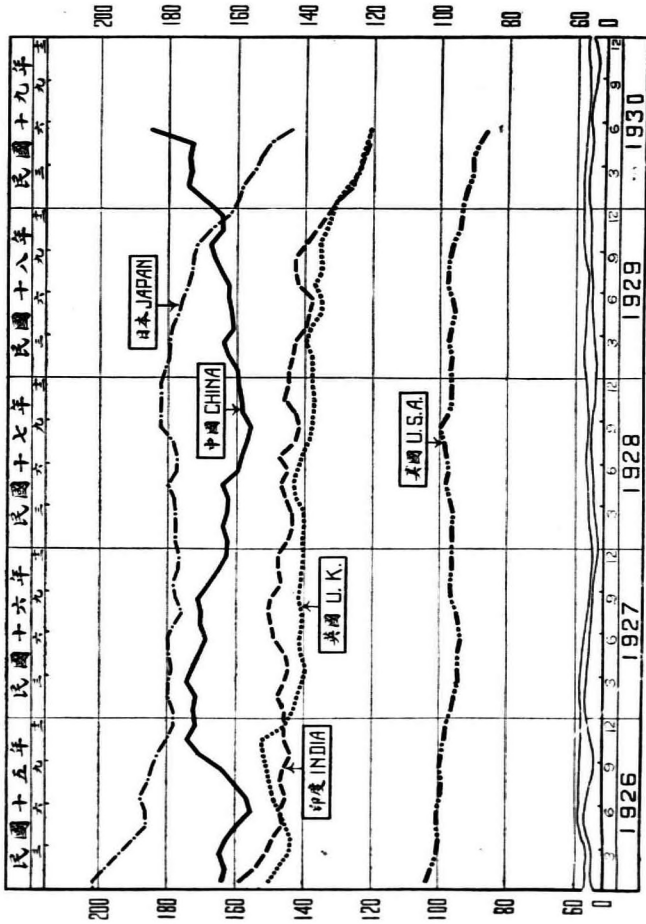
Wholesale Price Indexes in Canton, China

民國二年全年平均=100 Average in 1913=100

類別 Groups	米類 Rice	其他食品類 Other Food Products	衣料類 Textiles	燃料類 Fuels and Light	金屬及建築材料類 Metals and Building Materials	雜項類 Miscellaneous	總平均 General Average	美元購買力 The Purchasing Power of the Dollar
種數 No. of Commodities	20	65	43	14	41	22	205	—
民國元年 1912	111.5	95.9	196.8	91.5	99.3	96.6	98.0	102.0
二年 1913	100.0	100.0	100.0	100.0	100.0	100.0	100.0	100.0
三年 1914	95.6	102.9	106.1	108.4	102.7	107.0	103.6	96.5
四年 1915	107.4	109.1	107.1	104.8	124.4	115.8	111.8	89.4
五年 1916	108.7	113.7	111.6	118.8	139.9	120.8	118.7	84.2
六年 1917	92.8	117.9	115.0	147.9	152.9	123.6	123.2	81.2
七年 1918	108.6	127.0	119.9	157.9	150.4	124.1	129.4	77.3
八年 1919	132.8	129.1	124.2	146.9	149.1	124.9	132.9	75.2
九年 1920	126.1	131.0	129.4	149.8	139.3	124.6	132.4	75.5
十年 1921	133.5	140.3	132.8	169.0	151.5	126.5	140.5	71.2
十一年 1922	147.4	145.7	137.0	179.0	156.8	132.1	146.6	68.2
十二年 1923	156.6	149.4	142.2	184.2	165.6	138.3	153.1	65.3
十三年 1924	173.8	158.1	147.1	204.5	174.3	148.1	162.0	61.7
十四年 1925	179.1	166.8	154.2	235.0	177.7	176.5	172.0	56.2
十五年 1926	182.6	168.0	152.7	232.6	174.7	175.5	171.8	58.2
十六年 1927	191.9	181.7	142.3	253.2	169.6	167.5	173.0	57.8
十七年 1928*	183.2	174.2	142.0	203.0	165.3	166.6	167.2	59.8
十八年 1929	194.2	176.1	141.2	199.4	158.3	167.7	167.3	59.8
民國十七年 1928								
一月 January	179.6	179.8	147.5	214.9	181.1	168.0	173.5	57.6
二月 February	187.8	177.6	140.8	217.5	180.0	167.8	171.6	58.3
三月 March
四月 April
五月 May
六月 June
七月 July
八月 August
九月 September	170.0	174.0	140.5	195.3	155.4	164.6	162.9	61.4
十月 October	185.9	173.8	140.1	197.2	158.5	165.2	165.3	60.5
十一月 November	188.4	170.3	141.8	197.5	158.8	167.0	165.0	60.6
十二月 December	188.3	169.4	140.9	196.9	159.1	166.7	164.5	60.8
民國十八年 1929								
一月 January	187.1	173.9	140.6	196.2	157.7	166.2	165.4	60.5
二月 February	186.5	174.5	140.3	198.4	157.6	168.6	165.8	60.3
三月 March	187.0	178.0	141.4	197.3	157.8	171.9	167.4	59.7
四月 April	190.1	177.6	142.0	197.2	158.1	171.6	167.8	59.6
五月 May	189.1	177.7	143.9	197.4	158.9	170.1	168.2	59.5
六月 June	186.5	177.2	142.2	198.4	158.3	169.9	167.3	59.8
七月 July	190.1	176.8	143.2	194.6	157.7	168.4	167.2	59.8
八月 August	194.2	177.4	142.3	191.1	164.6	167.2	168.8	59.3
九月 September	203.2	175.4	139.7	199.2	157.5	164.9	167.1	59.8
十月 October	208.0	175.1	139.7	206.3	156.0	164.9	167.5	59.7
十一月 November	206.5	174.6	139.4	204.0	157.1	164.9	167.2	59.8
十二月 December	204.6	174.5	139.2	213.0	158.2	164.4	167.8	59.6
民國十九年 1930								
一月 January	204.9	177.8	139.8	228.2	160.1	165.2	170.3	58.8
二月 February	205.0	177.1	141.4	224.3	166.5	165.7	171.7	58.2
三月 March	203.4	175.8	141.4	221.9	169.4	169.7	172.0	58.1
四月 April	219.4	177.6	143.9	215.9	166.6	170.4	173.3	57.7
五月 May	222.7	174.6	143.3	217.5	170.7	169.9	173.6	57.6
六月 June	232.2	176.4	140.9	222.2	169.8	180.5	176.0	56.8

* 六個月之平均。
廣州建設廳編* Average of six months.
Compiled by the Department of Reconstruction,
Kwangtung Province.

中日印度英美蘆售物價指數比較圖
 CHART OF THE MOVEMENTS OF WHOLESALE PRICES IN CHINA, JAPAN, INDIA, U. K. & U. S. A.



中國： 國定稅則委員會編
 日本： 東京國家銀行編
 印度： 喀爾喀法律師事務所編
 英屬： 商務部編
 美國： 勞工統計局編
 CHINA: National Tariff Commission, Shanghai.
 JAPAN: Bank of Japan, Tokyo.
 INDIA: Bureau of Commercial Intelligence, Calcutta.
 U. K.: Board of Trade, London.
 U. S. A.: Bureau of Labor Statistics, Washington.

各國躉售物價指數表
Index Numbers of Wholesale Prices in China and Foreign Countries

洲別 Continent	國別 Country	中國 China				日本 Japan		印度 India		荷屬東印度 Dutch East Indies		歐洲 EUROPE	
		Shanghai National Commission	Nanking Ministry & L. S.	Hankow Ministry & L. S.	Tientsin Ministry & L. S.	The Economist	Bank of Japan	Commercial Intelligence Bureau	Labour Office Bombay	Official	Board of Trade	United Kingdom	France Statist- ique Générale
	Authority	1930 Jan.	1930 Jan.	1930 Jan.	1928 Jan.	1913 Jan.	1914 July	1914 July	1914 July	1913 July	1913 July	1914 July	
亞洲 Asia	民國九年 1920	(a) 144.7	(1)	(1)	(3)	(4)	(5)	(6)	(7)	(6)	(6)	(8)	
	民國十年 1921	130.2			81.00	935.5	247.8	396	223	307.3	282	357	
	民國十一年 1922	130.2			83.91	199.5	272.8	271	218	197.2	182	375	
	民國十二年 1923	130.2			140.5	86.58	197.9	206.0	176	187	158.8	332	
	民國十三年 1924	130.2			146.6	197.8	209.5	172	181	173	158.9	431	
	民國十四年 1925	130.2			153.1	90.26	197.8	209.5	172	181	173	166.2	499
	民國十五年 1926	130.2			162.0	93.41	211.9	217.3	173	182	166	159.1	561
	民國十六年 1927	130.2			172.0	97.23	215.4	212.2	159	163	166	148.1	634
	民國十七年 1928	130.2			186.00	193.0	188.2	148	149	139	148.1	150	634
	民國十八年 1929	130.2			171.8	176.7	176.3	148	148	148	148	142	634
	民國十九年 1930	130.2			(b) 167.2	107.87	179.8	145	146	144	140.3	142	634
	民國二十年 1931	130.2			111.37	171.5	174.8	141	145	148	136.5	134	623
歐洲 Europe	民國二十一年 1932	163.1			105.63	176.7	178.2	145	141	150	141.1	142	620
	民國二十二年 1933	164.3			107.07	175.1	178.0	144	142	149	140.3	143	622
	民國二十三年 1934	164.3			108.58	174.4	178.5	144	140	149	140.3	143	622
	民國二十四年 1935	164.3			108.58	174.4	178.5	144	140	149	140.3	143	622
	民國二十五年 1936	164.3			108.58	174.4	178.5	144	140	149	140.3	143	622
	民國二十六年 1937	164.3			108.58	174.4	178.5	144	140	149	140.3	143	622
	民國二十七年 1938	164.3			108.58	174.4	178.5	144	140	149	140.3	143	622
	民國二十八年 1939	164.3			108.58	174.4	178.5	144	140	149	140.3	143	622
	民國二十九年 1940	164.3			108.58	174.4	178.5	144	140	149	140.3	143	622
	民國三十年 1941	164.3			108.58	174.4	178.5	144	140	149	140.3	143	622
	民國三十一年 1942	164.3			108.58	174.4	178.5	144	140	149	140.3	143	622
	民國三十二年 1943	164.3			108.58	174.4	178.5	144	140	149	140.3	143	622

(1) 上海商會統計月報
(2) 廣東省政府統計月報
(3) 漢口商會統計月報
(4) 日本經濟統計局月報
(5) 日本經濟統計局月報
(6) 日本經濟統計局月報
(7) 日本經濟統計局月報
(8) 日本經濟統計局月報
(9) 日本經濟統計局月報
(10) 日本經濟統計局月報
(11) 日本經濟統計局月報
(12) 日本經濟統計局月報
(13) 日本經濟統計局月報
(14) 日本經濟統計局月報
(15) 日本經濟統計局月報
(16) 日本經濟統計局月報
(17) 日本經濟統計局月報
(18) 日本經濟統計局月報
(19) 日本經濟統計局月報
(20) 日本經濟統計局月報
(21) 日本經濟統計局月報
(22) 日本經濟統計局月報
(23) 日本經濟統計局月報
(24) 日本經濟統計局月報
(25) 日本經濟統計局月報
(26) 日本經濟統計局月報
(27) 日本經濟統計局月報
(28) 日本經濟統計局月報
(29) 日本經濟統計局月報
(30) 日本經濟統計局月報
(31) 日本經濟統計局月報
(32) 日本經濟統計局月報
(33) 日本經濟統計局月報
(34) 日本經濟統計局月報
(35) 日本經濟統計局月報
(36) 日本經濟統計局月報
(37) 日本經濟統計局月報
(38) 日本經濟統計局月報
(39) 日本經濟統計局月報
(40) 日本經濟統計局月報
(41) 日本經濟統計局月報
(42) 日本經濟統計局月報
(43) 日本經濟統計局月報
(44) 日本經濟統計局月報
(45) 日本經濟統計局月報
(46) 日本經濟統計局月報
(47) 日本經濟統計局月報
(48) 日本經濟統計局月報
(49) 日本經濟統計局月報
(50) 日本經濟統計局月報
(51) 日本經濟統計局月報
(52) 日本經濟統計局月報
(53) 日本經濟統計局月報
(54) 日本經濟統計局月報
(55) 日本經濟統計局月報
(56) 日本經濟統計局月報
(57) 日本經濟統計局月報
(58) 日本經濟統計局月報
(59) 日本經濟統計局月報
(60) 日本經濟統計局月報
(61) 日本經濟統計局月報
(62) 日本經濟統計局月報
(63) 日本經濟統計局月報
(64) 日本經濟統計局月報
(65) 日本經濟統計局月報
(66) 日本經濟統計局月報
(67) 日本經濟統計局月報
(68) 日本經濟統計局月報
(69) 日本經濟統計局月報
(70) 日本經濟統計局月報
(71) 日本經濟統計局月報
(72) 日本經濟統計局月報
(73) 日本經濟統計局月報
(74) 日本經濟統計局月報
(75) 日本經濟統計局月報
(76) 日本經濟統計局月報
(77) 日本經濟統計局月報
(78) 日本經濟統計局月報
(79) 日本經濟統計局月報
(80) 日本經濟統計局月報
(81) 日本經濟統計局月報
(82) 日本經濟統計局月報
(83) 日本經濟統計局月報
(84) 日本經濟統計局月報
(85) 日本經濟統計局月報
(86) 日本經濟統計局月報
(87) 日本經濟統計局月報
(88) 日本經濟統計局月報
(89) 日本經濟統計局月報
(90) 日本經濟統計局月報
(91) 日本經濟統計局月報
(92) 日本經濟統計局月報
(93) 日本經濟統計局月報
(94) 日本經濟統計局月報
(95) 日本經濟統計局月報
(96) 日本經濟統計局月報
(97) 日本經濟統計局月報
(98) 日本經濟統計局月報
(99) 日本經濟統計局月報
(100) 日本經濟統計局月報

各國躉售物價指數表(續)

Index Numbers of Wholesale Prices in China and Foreign Countries (Contd.)

洲別 Continent	國別 Country	歐洲 E U R O P E													
		比荷時 Belgium	德 Germany	法 France	芬蘭 Finland	希臘 Greece	丹麥 Denmark	俄國 Russia	愛沙尼亞 Estonia	瑞典 Sweden	挪威 Norway	波蘭 Poland	奧地利 Austria	捷克斯拉夫 Czechoslovakia	匈牙利 Hungary
基年 Base Year	基年 Base Year	1914 April	1913 April	1913 April	1913 April	1913 April	1913 April	1913 April	1913 April	1913 April	1926 Jan.	1914 Jan.	1914 Jan.	1914 July	
民國八年	1919														
九年	1920														
十年	1921														
十一年	1922														
十二年	1923														
十三年	1924														
十四年	1925														
十五年	1926														
十六年	1927														
十七年	1928														
十八年	1929														
十九年	1930														
二十年	1931														
二十一年	1932														
二十二年	1933														
二十三年	1934														
二十四年	1935														
二十五年	1936														
二十六年	1937														
二十七年	1938														
二十八年	1939														
二十九年	1940														
三十年	1941														
三十一年	1942														
三十二年	1943														
三十三年	1944														
三十四年	1945														
三十五年	1946														
三十六年	1947														
三十七年	1948														
三十八年	1949														
三十九年	1950														
四十年	1951														
四十一年	1952														
四十二年	1953														
四十三年	1954														
四十四年	1955														
四十五年	1956														
四十六年	1957														
四十七年	1958														
四十八年	1959														
四十九年	1960														
五十年	1961														
五十一年	1962														
五十二年	1963														
五十三年	1964														
五十四年	1965														
五十五年	1966														
五十六年	1967														
五十七年	1968														
五十八年	1969														
五十九年	1970														
六十年	1971														
六十年	1971														

(a) 民國十五年一月起。香港指數係按民國一九二六年起算。
 (b) 民國十五年一月起。香港指數係按民國一九二六年起算。
 (c) 民國十五年一月起。香港指數係按民國一九二六年起算。
 (d) 民國十五年一月起。香港指數係按民國一九二六年起算。
 (e) 民國十五年一月起。香港指數係按民國一九二六年起算。
 (f) 民國十五年一月起。香港指數係按民國一九二六年起算。
 (g) 民國十五年一月起。香港指數係按民國一九二六年起算。
 (h) 民國十五年一月起。香港指數係按民國一九二六年起算。
 (i) 民國十五年一月起。香港指數係按民國一九二六年起算。
 (j) 民國十五年一月起。香港指數係按民國一九二六年起算。
 (k) 民國十五年一月起。香港指數係按民國一九二六年起算。
 (l) 民國十五年一月起。香港指數係按民國一九二六年起算。
 (m) 民國十五年一月起。香港指數係按民國一九二六年起算。
 (n) 民國十五年一月起。香港指數係按民國一九二六年起算。
 (o) 民國十五年一月起。香港指數係按民國一九二六年起算。
 (p) 民國十五年一月起。香港指數係按民國一九二六年起算。
 (q) 民國十五年一月起。香港指數係按民國一九二六年起算。
 (r) 民國十五年一月起。香港指數係按民國一九二六年起算。
 (s) 民國十五年一月起。香港指數係按民國一九二六年起算。
 (t) 民國十五年一月起。香港指數係按民國一九二六年起算。
 (u) 民國十五年一月起。香港指數係按民國一九二六年起算。
 (v) 民國十五年一月起。香港指數係按民國一九二六年起算。
 (w) 民國十五年一月起。香港指數係按民國一九二六年起算。
 (x) 民國十五年一月起。香港指數係按民國一九二六年起算。
 (y) 民國十五年一月起。香港指數係按民國一九二六年起算。
 (z) 民國十五年一月起。香港指數係按民國一九二六年起算。

各國躉售物價指數表 (續)

Index Numbers of Wholesale Prices in China and Foreign Countries (Contd.)

洲別	Continent	歐洲 EUROPE		北美洲 NORTH AMERICA		南美洲 South America		非洲 AFRICA		大洋洲 OCEANIA			
		瑞士 Switzerland	意大利 Italy	西班牙 Spain	美國 United States	加拿大 Canada	厄瓜多爾 Ecuador	秘魯 Peru	埃及 Egypt	南非聯邦 Union of South Africa	澳洲 Australia	紐西蘭 New Zealand	
國別	Country	國別	Authority	國別	Authority	國別	Authority	國別	Authority	國別	Authority	國別	Authority
民國十八年	1919	1914	1913	1913	1926	1926	1926	1913	1914	1913	1913	1913	1913
民國十九年	1920	(6)	(6)	(6)	(6)	(10)	(9)	(6)	(6)	(6)	(6)	(6)	(6)
民國二十年	1921	(4)	(1)517	224	150	133.9	227.7	220	231	188.9	188.9	188.9	176
民國二十一年	1922	167.5	529	190	98	135.9	229	229	231	188.9	188.9	188.9	207
民國二十二年	1923	190.6	536	176	98	122.3	137.6	205	173	223.3	227.9	207	141.6
民國二十三年	1924	174.5	544	162	97	107.2	137.6	197	146	141.6	141.6	162	141.6
民國二十四年	1925	161.6	644	152	97	133.7	96.7	160	146	128.4	141.6	162	162
民國二十五年	1926	161.5	644	145.2	97	101.1	98.0	189	132	126.6	178.7	158	158
民國二十六年	1927	144.5	654	138	98	145.2	98.9	192	143	128.7	173.3	163	163
民國二十七年	1928	142.2	527	131	98	140.3	102.6	202	152	127.6	169.5	161	161
民國二十八年	1929	144.6	491	127	95	139.4	94.2	203	132	123.3	165.4	154	154
民國二十九年	1930	141.2	481	171	97	136.4	96.3	186	115	116.0	164.7	147	147
民國三十年	1931	144.7	490	166	98	146.7	95.5	189	114	114	171.0	150	150
民國三十一年	1932	144.2	489	166	96	144.8	96.7	185	114	114	171.0	150	150
民國三十二年	1933	144.9	491	165	96	145.6	97.6	185	116	116	168.2	148	148
民國三十三年	1934	145.6	493	166	97	145.9	99.1	193	120	116	169.5	147	147
民國三十四年	1935	145.1	493	164	99	143.2	99.1	197	120	116	169.5	147	147
民國三十五年	1936	145.2	493	164	99	143.2	99.0	195	117	117	166.4	148	148
民國三十六年	1937	144.1	488	164	98	143.2	99.0	195	117	117	166.1	148	148
民國三十七年	1938	143.6	486	166	99	144.2	99.8	190	119	119	168.0	147	147
民國三十八年	1939	143.6	488	168	100	142.5	99.7	188	120	120	169.5	148	148
民國三十九年	1940	145.9	492	174	98	141.3	98.8	187	126	119.7	169.5	149	149
民國四十年	1941	145.9	492	174	98	141.3	98.8	187	126	119.7	169.5	149	149
民國四十一年	1942	143.9	487	173	97	140.7	97.0	186	129	129	167.8	149	149
民國四十二年	1943	142.5	486	171	97	140.9	97.4	186	125	119.6	164.8	147	147
民國四十三年	1944	142.9	488	173	97	141.1	97.7	185	122	119.6	164.8	147	147
民國四十四年	1945	140.3	483	174	98	139.7	98.3	181	123	116.6	164.7	146	146
民國四十五年	1946	140.3	483	174	98	139.7	98.3	181	123	116.6	164.7	146	146
民國四十六年	1947	139.3	483	171	96	135.9	95.9	185	120	116.6	164.0	147	147
民國四十七年	1948	139.4	480	170	96	135.5	96.9	186	114	114.6	164.0	147	147
民國四十八年	1949	139.4	480	170	96	135.5	96.9	186	114	114.6	164.0	147	147
民國四十九年	1950	142.8	477	169	98	137.1	98.5	187	109	114.6	163.3	147	147
民國五十年	1951	142.7	474	170	98	137.5	97.3	187	112	113.4	163.3	148	148
民國五十一年	1952	141.1	472	168	98	137.9	97.3	187	112	113.4	163.3	148	148
民國五十二年	1953	142.0	470	172	98	137.9	97.3	186	115	113.4	163.3	148	148
民國五十三年	1954	142.0	470	172	98	137.9	97.3	186	115	113.4	163.3	148	148
民國五十四年	1955	139.7	464	171	94	132.8	92.7	185	112	112	165.8	147	147
民國五十五年	1956	139.7	464	171	94	132.8	92.7	185	112	112	165.8	147	147
民國五十六年	1957	138.6	459	172	94	126.8	92.8	182	110	110	161.8	146	146
民國五十七年	1958	135.0	453	172	93	125.0	93.3	181	109	107.3	158.0	147	147
民國五十八年	1959	133.0	443	172	92	121.8	92.7	181	106	106	153.9	146	146
民國五十九年	1960	129.4	438	172	91	118.8	90.6	170	101	101	151.4	146	146
民國六十年	1961	129.4	438	172	91	118.8	90.6	170	101	101	151.4	146	146
民國六十一年	1962	126.1	420	172	89	117.0	88.6	179	101	104.0	152.9	148	148
民國六十二年	1963	126.0	412	172	87	114.6	86.4	178	101	104.0	152.9	148	148

(6) 日內瓦國際聯盟統計月刊
 (7) 倫敦統計局
 (8) 倫敦統計局
 (9) 倫敦統計局
 (10) 倫敦統計局
 (11) 倫敦統計局

上海薑售物價表
The Table of Wholesale Prices in Shanghai

物 品 及 花 色 Commodities & Descriptions	單 位 Unit	市 價 (上海銀元) Wholesale Prices (Shanghai)						市 價 (上海銀元) Wholesale Prices (Shanghai)						
		April, 1939		May, 1939		June, 1939		April, 1939		May, 1939		June, 1939		
		1 st.	15 th.	1 st.	15 th.	1 st.	15 th.	1 st.	15 th.	1 st.	15 th.	1 st.	15 th.	
糧 食 類 Cereals														
Rice—														
Rice, white, good	石	14.388	14.052	14.289	14.008	14.354	15.037							
" common	"	12.958	12.711	12.958	12.677	12.918	13.663							
Glutinous, Sicc., white, good	"	5.000	5.000	4.750	4.900	4.900	4.850							
Wheat (Hankow)	担													
Wheat Flour—														
"Green Battle-ship"	包	2.550	2.550	2.475	2.525	2.425	2.700							
"Bicycle Brand"	"	2.550	2.550	2.475	2.525	2.425	2.700							
Beans, yellow (Dairen)	担	5.330	5.460	5.470	5.380	5.600	5.650							
" (Hokan)	"	5.230	5.350	5.350	5.250	5.500	5.500							
" (Pakow)	"	4.000	4.000	4.000	4.000	4.000	4.200							
" (Nankang)	"	2.850	2.850	2.850	2.850	2.950	3.100							
" (Nanking)	"	3.400	5.400	5.300	5.300	5.400	5.450							
" white (H. S. A.)	"	3.000	3.000	3.000	3.000	3.000	3.000							
Kaoliang (Dairen)	担	3.980	25.000	3.750	3.850	3.800	3.850							
Seed, Sesamum, 1 st quality (Bohchow)	担	7.850	7.880	7.850	7.900	7.950	8.000							
Groundnut—														
Groundnut, Shelled (Hsuehchow)	"	6.500	6.500	6.550	6.550	6.500	6.700							
Kernels (Shantung)	"	7.200	7.250	7.350	7.400	7.450	8.000							
其 他 食 物 類 Other Food Products														
Porks, fresh	百磅	23.756	24.141	24.177	24.133	25.837	25.812							
" "	"	12.958	12.971	12.980	12.997	12.918	13.293							
Ham, (Kinhwa)	担	67.698	67.730	67.839	66.275	63.157	63.098							
Fishes—														
Fish, salt, native	"	10.654	10.665	10.681	10.662	10.622	10.898							
" (Japan)	"	9.500	9.400	9.000	8.400	7.800	7.300							
" (Hokan)	"	18.213	18.232	18.042	18.009	18.050	17.925							
" fresh, selected	担	90.400	90.000	85.000	95.000	90.000	90.000							
Albacore	担	25.000	24.000	22.500	22.000	22.000	22.000							
Vegetables, salted (Szechuen)	担	6.000	5.800	5.900	5.700	5.700	5.900							
Sugar—														
Sugar, green, native	"	5.800	5.800	5.800	5.800	6.000	6.400							
" brown, No. X (Dat. Stand.)	"	7.550	7.550	7.550	7.550	7.550	7.550							
" white, native XV "	"	7.550	7.550	7.550	7.550	7.550	7.550							
" "N" "	"	8.050	8.050	8.050	8.050	8.050	8.050							
" "HX" "	"	11.300	11.300	11.300	11.300	11.300	11.300							
Candy Sugar, "Tal Koo"	"	55.000	55.000	55.000	55.000	55.000	55.000							
Tea—														
Tea, green, "Chun Mei"	担	40.000	40.000	38.000	38.000	38.000	38.000							
" black, "Kee Munn"	担	20.876	20.890	20.928	20.880	21.531	23.812							
Tea (Ceylon)	担	54.000	54.000	54.000	54.000	54.000	57.000							
Coffee, No. 2 (Java)	担	18.250	18.250	18.250	18.250	18.250	18.250							
Milk, Condensed "Eagle"	箱													

上海 臺灣 售物 價表 (續)

The Table of Wholesale Prices in Shanghai (contd.)

物 品 及 花 色 Commodities & Descriptions	單 位 Unit	市 價 (上 海 碼 元) Wholesale Prices (Shanghai)					
		十 九 年 四 月 April, 1930		十 九 年 五 月 May, 1930		十 九 年 六 月 June, 1930	
		一 日 1st	十 五 日 15th	一 日 1st	十 五 日 15th	一 日 1st	十 五 日 15th
藍色布 Cotton Piece Goods, Dyed— Cotton Flannel, will weave, red, 28" x 48 yds. (Jap.)	碼 yard	0.165	0.173	0.168	0.175	0.175	0.180
藍色布 Shirtings, black, 36" x 38 yds. (Br.)	碼 piece	7.400	7.400	7.400	7.400	7.400	7.400
藍色布 Cotton Batmans, black, 28" x 30 yds. (Br.)	碼 piece	14.425	14.450	14.100	14.100	45.000	42.000
藍色布 Cotton Velvets, 28" x 30 yds. (Br.)	碼 yard	0.675	0.675	0.675	0.675	0.675	0.675
藍色布 Cotton Velvets, 32" x 35-37 yds. (Br.)	碼 yard	0.605	0.605	0.605	0.605	0.605	0.605
藍色布 Fancy Cotton Piece Goods— Printed Shirtings, 28" x 30 yds.	碼 piece	0.240	0.250	0.240	0.240	0.240	0.250
藍色布 Poplins, dyed, figured, 28" x 30 yds. (Br.)	碼 piece	0.525	0.525	0.525	0.525	0.525	0.525
藍色布 Handkerchiefs, cotton, white, 18"	打 dozen	1.465	1.475	1.475	1.485	1.500	1.500
藍色布 Lace, "Peony" native	碼 yard	19.250	19.000	19.250	19.250	19.500	19.500
藍色布 Canvas, cotton, No. 2	碼 yard	0.137	0.123	0.123	0.122	0.122	0.122
藍色布 Silk, raw, white— Silk, raw, white, not re-reeled and not steam	担 picul	0.700	0.700	0.700	0.700	0.700	0.750
藍色布 Silk, raw, white, re-reeled, No. 1, 2	担 picul	630.000	640.000	650.000	650.000	640.000	700.000
藍色布 Silk, raw, white, steam flature, No. 1	担 picul	730.000	730.000	730.000	730.000	800.000	870.000
藍色布 Silk, raw, yellow— Silk, raw, yellow, not re-reeled and not steam	担 picul	1280.000	1280.000	1250.000	1230.000	1280.000	1350.000
藍色布 Silk, raw, yellow, re-reeled, No. 1, 2	担 picul	500.000	540.000	480.000	465.000	465.000	465.000
藍色布 Silk, wild, raw, No. 1	担 picul	650.000	650.000	1070.000	1040.000	1020.000	1030.000
藍色布 Silk, wild, raw, No. 2	担 picul	340.000	340.000	300.000	300.000	300.000	340.000
藍色布 Silk, wild, raw, No. 3	担 picul	470.000	490.000	450.000	410.000	435.000	480.000
藍色布 Silk goods— Silk goods, castin black, woven on iron loom	匹 piece	1.040	1.020	1.020	1.010	1.020	1.020
藍色布 Silk goods, 1st quality, (Shantung)	匹 piece	13.700	13.800	13.500	13.400	12.500	12.800
藍色布 Hachow crape	碼 yard	0.734	0.735	0.736	0.735	0.732	0.739
藍色布 Jap. Cotton & Silk Satin, figured, dyed	碼 yard	0.510	0.510	0.510	0.510	0.510	0.510
藍色布 Silk Seals, black, 48" x 50"	碼 yard	3.250	3.250	3.250	3.250	3.250	3.250
藍色布 Wool, Sheep & prepared (Shantung)	担 picul	35.000	35.000	38.000	38.000	38.000	38.000
藍色布 Knitting Yarn, "Bee Hive"	担 picul	2.575	2.580	2.625	2.650	2.675	2.700
藍色布 Woolen Goods and Wool— Woolen Goods, 56"-58" Mixture—	碼 yard	4.150	4.150	4.150	4.150	4.150	4.150
藍色布 Worsted twills, black or blue, 56"-58" wide	碼 yard	2.650	2.650	2.650	2.650	2.650	2.650
藍色布 Overcoating 54"-56"	碼 yard	1.575	1.575	1.575	1.575	1.575	1.575
藍色布 Waterproof	碼 yard	2.625	2.625	2.625	2.625	2.625	2.625
藍色布 Woolen Linen, 54"	碼 yard	2.850	2.850	2.850	2.850	2.850	2.850
藍色布 Flax, Hemp and Jute Goods— Hemp, No. 1 (Hunan)	担 picul	25.000	24.000	23.500	23.000	23.000	23.000
藍色布 Ramie, (Hupeh)	担 picul	54.000	51.000	48.000	48.000	48.000	48.000
藍色布 Grass cloth, coarse, (Liu Yang)	十六斤 16 picul	54.000	54.000	54.000	55.000	55.000	58.000

中華民國十九年六月十五日

品名	單位	16,300	16,450	16,450	16,650	16,800	17,000
油類							
Oil, bean, (Newchwang)	picul	14,000	14,000	13,600	16,650	16,800	17,000
" " groundnut, local	" "	86,000	86,000	85,000	86,500	87,000	88,000
Butter, fresh	case						
Macaroni—							
Macaroni, No. 1, (Lungkow)	picul	21,000	21,000	18,000	18,000	18,300	18,500
" "	case	5,300	5,300	5,400	5,400	5,500	5,700
Salt	picul	4,370	4,374	4,381	4,373	4,342	4,352
Sauce, best	picul	6,189	7,205	7,217	7,234	7,177	7,170
Seaweed, long	" "	185,000	180,000	185,000	185,000	185,200	190,000
Bicho de Mar, "Jih Fan", (Jap.)	picul	34,000	34,000	37,000	37,000	38,000	38,000
Birds Nest, white	centy	278,000	270,000	280,000	278,000	288,000	290,000
Chicken, "Hwa Brand", (Jap.)	picul	19,000	18,000	15,500	15,500	16,000	19,000
Lichess, dried	picul	34,000	34,000	37,000	37,000	38,000	38,000
Langgan, dried	" "	24,000	24,000	24,000	24,000	24,000	24,000
Raisins, "Sunmaid"	case	15,117	16,374	17,327	17,283	17,232	17,174
Semou, fresh, 150 pieces	picul	9,600	9,600	8,800	8,800	9,000	9,400
Seed, Sesam, (Dairen)	picul	40,000	40,000	40,000	40,000	42,000	42,000
Almond, U. S. A.	picul	68,000	72,000	71,000	69,000	62,000	73,000
Pepper, black	picul	8,936	8,946	9,705	9,688	9,632	9,642
Liquor—							
Liquor, best, (Shaohing)	picul	35,383	35,383	35,208	33,473	31,435	31,435
Brandy, "Hennessy's Three Stars"	case	10,478	10,440	20,000	20,000	21,000	22,000
Beer, "Asahi"	dozen	20,000	20,000	20,000	20,000	21,000	22,000
Port Wine, W. A. Gibbey's	dozen						
麵粉							
Cotton, raw—							
Cotton, raw, (Tungchow)	picul	36,000	37,000	37,000	36,000	38,000	37,000
" "	" "	35,000	37,000	35,500	35,000	36,500	35,000
" "	" "	35,000	32,700	32,100	32,600	33,000	32,000
" "	" "	24,000	24,500	24,000	24,000	23,000	23,500
Best steam-ginned, (Shanghai)	" "						
Strict Middling, (U. S. A.)	" "						
Waste	" "						
麵粉							
Cotton Yarn—							
Cotton Yarn, counts 16, native	bale	161,070	162,500	162,500	162,500	162,000	162,500
" "	" "	161,500	163,000	163,000	163,000	163,000	163,500
" "	" "	163,000	162,000	162,000	162,500	163,000	163,500
Machine cotton, 6—cord, 200 yds.	gross	375,000	639,000	690,000	690,000	730,000	720,000
Waste	" "	12,475	12,475	12,475	12,475	12,475	12,825
色布							
Cotton Piece Goods, unbleached—							
Shirtings, grey, 8 1/2 lbs. 38" X 40 yds. (Br.)	piece	5,600	5,600	5,600	5,600	5,600	5,600
" "	" "	4,673	4,673	4,575	4,600	4,625	4,800
" "	" "	6,450	6,451	6,450	6,450	6,450	6,450
" "	" "	6,550	6,551	6,550	6,450	6,450	6,400
Drills, 12 lbs. 30" X 40 yds. local	" "	5,050	5,053	5,050	5,025	5,050	5,200
" "	" "	6,125	6,125	6,125	6,125	6,125	6,200
Jeans, 32" X 40 yds. (Jap.)	" "	6,373	6,373	6,373	6,373	6,373	6,373
" "	" "	9,750	9,750	9,750	9,750	9,750	10,000
T-Cloth, 32" X 24 yds. (Jap.)	" "	4,000	4,000	4,000	4,000	4,000	4,000
色布							
Cotton Piece Goods, bleached—							
Shirtings, white, 36" X 40 yds. (Br.)	piece	10,220	9,770	9,680	9,840	9,900	10,310
" "	" "	9,235	9,250	9,250	9,200	9,450	9,800
Twill Satins, 28" X 30 yds. (Jap.)	yard	0,375	0,375	0,375	0,375	0,375	0,375
色布							
Cotton Piece Goods, dyed—							
Nankens, deep blue, 11 tsum. X 27 chih	100 pes.	183,000	184,000	184,000	184,000	184,000	184,000
Turkey Reds Shirting, 4 lbs. 30" X 28 yds. (Br.)	piece	5,000	5,000	5,000	5,000	5,000	5,000

疋類及其原料類

Textiles

油類
 Oil, bean, (Newchwang)
 " " groundnut, local
 Butter, fresh
 Macaroni—
 Macaroni, No. 1, (Lungkow)
 " "
 Salt
 Sauce, best
 Seaweed, long
 Bicho de Mar, "Jih Fan", (Jap.)
 Birds Nest, white
 Chicken, "Hwa Brand", (Jap.)
 Lichess, dried
 Langgan, dried
 Raisins, "Sunmaid"
 Semou, fresh, 150 pieces
 Seed, Sesam, (Dairen)
 Almond, U. S. A.
 Pepper, black
 Liquor—
 Liquor, best, (Shaohing)
 Brandy, "Hennessy's Three Stars"
 Beer, "Asahi"
 Port Wine, W. A. Gibbey's

麵粉
 Cotton, raw—
 Cotton, raw, (Tungchow)
 " "
 " "
 " "
 Best steam-ginned, (Shanghai)
 Strict Middling, (U. S. A.)
 Waste
 麵粉
 Cotton Yarn—
 Cotton Yarn, counts 16, native
 " "
 " "
 " "
 Machine cotton, 6—cord, 200 yds.
 Waste
 色布
 Cotton Piece Goods, unbleached—
 Shirtings, grey, 8 1/2 lbs. 38" X 40 yds. (Br.)
 " "
 " "
 " "
 Drills, 12 lbs. 30" X 40 yds. local
 " "
 Jeans, 32" X 40 yds. (Jap.)
 " "
 T-Cloth, 32" X 24 yds. (Jap.)
 色布
 Cotton Piece Goods, bleached—
 Shirtings, white, 36" X 40 yds. (Br.)
 " "
 Twill Satins, 28" X 30 yds. (Jap.)
 色布
 Cotton Piece Goods, dyed—
 Nankens, deep blue, 11 tsum. X 27 chih
 Turkey Reds Shirting, 4 lbs. 30" X 28 yds. (Br.)

上海 薑 售 物 價 表 (續)

The Table of Wholesale Prices in Shanghai (contd.)

物 品 及 花 色 Commodities & Descriptions	單 位 Unit	市 價 (上海匯元) Wholesale Prices (Shanghai)					
		一 九 三 零 年 四 月 April, 1930		一 九 三 零 年 五 月 May, 1930		一 九 三 零 年 六 月 June, 1930	
		一 日 1st.	十 五 日 15th.	一 日 1st.	十 五 日 15th.	一 日 1st.	十 五 日 15th.
建 築 材 料 類 (續) Building Materials (contd.)							
天 津 紅 瓦 Tiles— Tientsin	千 片 10,000	60,000	55,000	60,000	60,000	58,000	60,000
類 似 老 式 瓦 " Old-fashioned, 1st class	"	38,873	43,238	41,136	41,061	41,586	41,586
石 灰 Lime, (Wush)	担 picul	1,440	1,441	1,371	1,369	1,328	1,362
水 泥 Cement— Cement "Chee Sin" native (Jap.)	桶 barrel	3,550	3,550	3,500	3,550	3,400	3,600
日 本 水 泥 " (Jap.)	"	3,400	3,400	3,400	3,400	3,500	3,600
瑞 昌 北 國 四 號 厚 片 (三 七 標) Glass, Window No. 4 (Belgium)	箱 case	6,500	6,500	6,400	6,400	7,000	7,000
牛 漆 Varnish, crude, (Hweichow)	担 picul	122,570	122,570	122,230	122,700	124,100	122,060
漆 油 Paint boiled oil, Bird Brand	桶 barrel	3,850	3,850	3,850	3,850	4,000	4,100
輪 油 Tar, coal	四 十 加 倫 40 gallons	7,150	7,150	7,150	7,150	7,300	7,300
工 業 用 品 類 Industrial Materials							
靛 油 Indigo Paste— Indigo paste, native	担 picul	9,000	9,000	9,000	9,000	9,000	9,000
靛 粉 " " 20% Badische	"	49,000	49,000	52,000	52,000	70,000	70,000
蘇 打 水 Sulphur black, NNG	担 picul	40,000	40,000	40,000	40,000	48,000	48,000
蘇 打 水 Direct Black	斤 catty	1,300	1,300	1,300	1,300	1,500	1,500
蘇 打 水 " Indigo blue	"	1,000	1,000	1,000	1,000	1,200	1,200
蘇 打 水 China Green, Cryst 120% Bayer	"	3,500	3,500	3,500	3,500	3,700	3,700
蘇 打 水 Pure Soluble Blue	"	4,800	4,800	4,800	4,800	5,200	5,200
蘇 打 水 Auramine O	"	1,100	1,100	1,100	1,100	1,100	1,100
蘇 打 水 Ponceau	"	0,600	0,600	0,600	0,600	0,700	0,700
蘇 打 水 China Magenta	"	1,800	1,800	1,800	1,800	2,100	2,100
蘇 打 水 Carthamine, Badische	"	0,470	0,450	0,450	0,450	0,500	0,500
蘇 打 水 Nugella, (Szechuen)	"	35,000	35,000	37,000	38,000	40,000	40,000
蘇 打 水 Bleaching Powder, "Sun" Mark	担 picul	5,800	5,800	5,800	5,750	5,900	6,000
蘇 打 水 Soda— Soda Ash	担 picul	4,800	4,800	4,800	4,750	5,200	5,200
蘇 打 水 Caustic Soda	"	10,400	10,400	10,400	10,400	11,150	11,250
蘇 打 水 Acid, Sulphuric, 66%	二 百 磅 200 lbs.	10,798	10,809	12,289	11,826	11,124	10,755
蘇 打 水 " Hydrochloric, 20%	箱 case	5,759	5,765	5,774	5,763	6,100	6,095
蘇 打 水 " Boric, powder	"	34,000	34,000	34,000	34,000	34,000	34,000

Part I

THE SHANGHAI MARKET PRICES REPORT, APRIL-JUNE, 1930

39

		12,500	12,500	13,500	12,500	13,500	13,000	13,000
鹽精	Potassium Chlorate							
巴拉沙尼	一百二十四號巴拉沙尼	13,200	13,200	13,500	12,500	13,500	13,000	13,000
嗎真	Sulphur	8,639	8,648	8,299	8,645	8,612	8,604	8,604
嗎真	Saltetre, (Chile)	7,919	7,927	7,939	7,924	7,895	7,887	7,887
嗎真	Roain, native	8,500	8,500	8,500	8,500	8,500	8,500	8,500
嗎真	News-printing ink	0,151	0,151	0,152	0,151	0,158	0,158	0,158
嗎真	Campbor, (Kiangse)	96,000	96,000	100,000	100,000	95,000	95,000	95,000
嗎真	紙							
嗎真	Papers—							
嗎真	Paper, 1st. quality (Fukien)	13,200	13,200	13,300	13,400	13,400	13,400	13,000
嗎真	M. G. Cap. Paper, 25"×44", 17lbs	1,820	1,840	1,880	1,850	2,150	2,200	2,200
嗎真	News Printing Paper 31"×43" 37 lbs.	3,300	3,300	3,250	3,250	3,700	3,800	3,800
嗎真	Yellow Match Paper	3,300	3,300	3,300	3,300	3,600	3,800	3,800
嗎真	Cigarette Paper 32 m.	1,600	1,500	1,450	1,450	1,600	1,600	1,600
嗎真	Aluminum foil	0,190	0,190	0,190	0,190	0,190	0,190	0,190
嗎真	Hides, buffalo, (Hankow)	56,000	58,000	59,000	60,000	59,000	58,000	58,000
嗎真	Leather—							
嗎真	Leather, red, Al (Singapore)	55,500	55,000	54,000	54,000	55,000	55,000	55,000
嗎真	" belting, 1" wide, (Br.)	0,135	0,135	0,135	0,135	0,140	0,140	0,140
嗎真	植物油							
嗎真	Vegetable Oil—							
嗎真	Tallow, vegetables, in small barrel	16,800	16,600	16,600	17,400	18,400	18,400	18,400
嗎真	Wood oil, 1st quality (Hupen)	27,300	26,700	25,000	24,000	25,000	25,000	25,000
嗎真	" 2nd " (Huangkiang)	19,000	18,800	18,800	18,800	18,700	18,700	18,700
嗎真	Castor oil, (Newchwang)	16,300	16,200	16,000	16,000	16,000	15,800	15,800
嗎真	Coconut Oil	21,500	22,000	21,500	22,000	22,500	22,500	22,500
嗎真	礦物油							
嗎真	Mineral Oil—							
嗎真	Red Engine Oil, Socony	18,000	18,000	18,000	18,000	24,000	24,000	24,000
嗎真	Gasoline A. P. C.	1,764	1,766	2,605	2,601	2,591	3,399	3,399
嗎真	餅乾							
嗎真	Seed-cake—							
嗎真	Bean-cake, "Yee Kee"	1,870	1,890	1,870	1,890	1,960	1,980	1,980
嗎真	Seed-cake, "Shaohing"	350,000	350,000	310,000	290,000	310,000	310,000	310,000
嗎真	" Groundnut, "Sun Woo Loong"	4,000	4,000	4,000	4,000	4,100	4,100	4,100
嗎真	" Cotton	3,450	3,450	3,300	3,200	3,150	3,150	3,150
嗎真	Bran, local	3,350	3,300	3,500	3,550	3,600	3,550	3,550
嗎真	Seed, Rape (Wuhu)	6,500	6,950	5,900	5,800	5,900	6,000	6,000
嗎真	" Cotton (Tungchow)	2,318	2,320	2,216	2,147	2,139	2,079	2,079
嗎真	" Linseed	20,000	20,000	20,000	20,000	20,000	20,000	20,000
嗎真	China-ware—							
嗎真	Bowl, No. 3 decorated, native	1,800	1,910	1,920	1,930	1,910	1,880	1,880
嗎真	Dinner Plate, 7" green edge (Jap.)	1,150	1,150	1,150	1,150	1,250	1,250	1,250
嗎真	Enamel basin, 39 c.m. "Duck Brand" (Jap.)	18,000	18,500	18,000	18,000	18,000	18,500	18,500
嗎真	Soaps, laundry, Burkill and Son	3,959	3,963	3,963	3,962	3,947	4,087	4,087
嗎真	Perfume Water, Extract Sandal	9,500	9,750	10,000	10,250	10,750	11,500	11,500

其他物品類

Sundries

Papers—

Paper, 1st. quality (Fukien)
 M. G. Cap. Paper, 25"×44", 17lbs
 News Printing Paper 31"×43" 37 lbs.
 Yellow Match Paper
 Cigarette Paper 32 m.
 Aluminum foil
 Hides, buffalo, (Hankow)

Leather—

Leather, red, Al (Singapore)
 " belting, 1" wide, (Br.)

Vegetable Oil—

Tallow, vegetables, in small barrel
 Wood oil, 1st quality (Hupen)
 " 2nd " (Huangkiang)
 Castor oil, (Newchwang)
 Coconut Oil

Mineral Oil—

Red Engine Oil, Socony
 Gasoline A. P. C.

Seed-cake—

Bean-cake, "Yee Kee"
 Seed-cake, "Shaohing"
 " Groundnut, "Sun Woo Loong"
 " Cotton

Bran, local

Seed, Rape (Wuhu)

" Cotton (Tungchow)

" Linseed

China-ware—

Bowl, No. 3 decorated, native
 Dinner Plate, 7" green edge (Jap.)
 Enamel basin, 39 c.m. "Duck Brand" (Jap.)
 Soaps, laundry, Burkill and Son
 Perfume Water, Extract Sandal

上海 薑 售 物 價 表 (續)
The Table of Wholesale Prices in Shanghai (contd.)

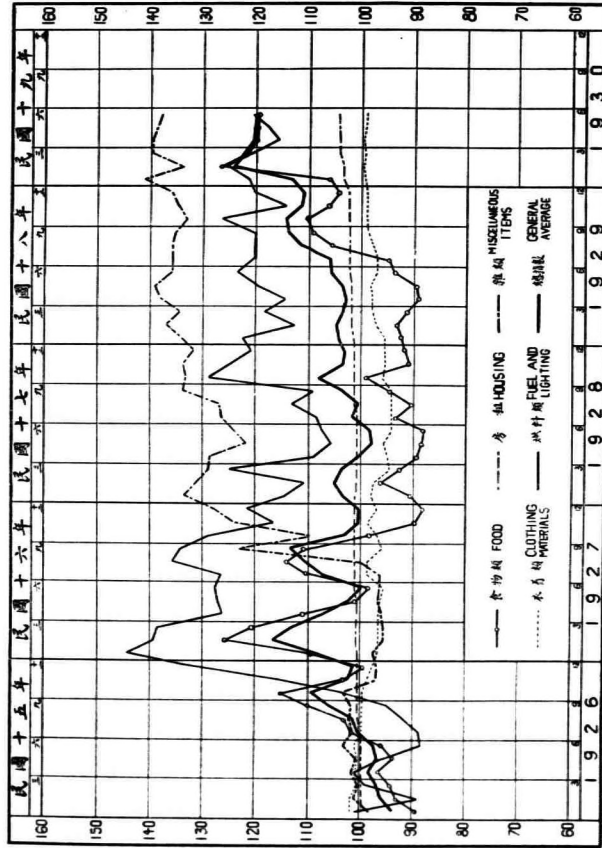
物 品 及 花 色 Commodities & Descriptions	單 位 Unit	市 價 (上海幣元)		Wholesale Prices (Shanghai)	
		April, 1930 1st	15th	May, 1930 1st	15th
針 1/9 老德相洋針 1/12 德相洋針	萬枚	13,500	13,500	13,500	13,500
萬表 德生表	打	13,750	13,750	13,750	13,750
鐘 10吋掛車元聖鐘	打	15,000	15,500	15,500	14,250
鋼 香港白鐵鐘	打	3,100	3,100	3,125	3,150
鋼 10吋掛車元聖鐘	打	1,080	1,081	1,083	1,077
鋼 布拿 2吋日本真機掛車鐘	打	11,250	11,500	11,750	12,000
鋼 鐘 三四、五、九、新式鐘	打	180,000	180,000	180,000	190,000
鋼 鐘 二吋七五新式鐘	打	365,000	365,000	355,000	390,000
鋼 鐘 八吋真機掛車鐘	打	41,500	41,750	42,000	42,500
燈 200伏16/50瓦燈泡	百只	20,876	20,898	20,929	21,551
燈 燈 一般燈	打	2,050	2,050	2,100	2,100
燈 燈 十號燈	百副	33,500	33,000	32,800	33,500
燈 燈 十號燈	百副	120,000	120,000	120,000	120,000
燈 燈 十五號白馬燈	百副	140,000	140,000	140,000	145,000
燈 燈 燈 燈 燈	打	230,000	230,000	230,000	230,000
燈 燈 燈 燈 燈	打	7,850	7,900	7,900	8,000
燈 燈 燈 燈 燈	打	24,000	24,500	25,000	25,500
燈 燈 燈 燈 燈	打	98,000	98,000	98,000	98,000
燈 燈 燈 燈 燈	打	320,000	320,000	310,000	305,000
燈 燈 燈 燈 燈	打	39,000	39,000	38,000	38,000
燈 燈 燈 燈 燈	打	23,000	23,000	22,000	23,500
燈 燈 燈 燈 燈	打	7,775	7,783	7,794	7,751
燈 燈 燈 燈 燈	打	2,400	2,400	2,400	2,400
燈 燈 燈 燈 燈	打	3,023	3,027	3,031	3,014
燈 燈 燈 燈 燈	打	1,728	1,730	1,732	1,721
燈 燈 燈 燈 燈	打	0,400	0,400	0,400	0,410
燈 燈 燈 燈 燈	打	33,000	33,800	33,200	33,000
燈 燈 燈 燈 燈	打	120,755	121,600	108,097	112,360
燈 燈 燈 燈 燈	打	3,347	3,387	3,392	3,373
燈 燈 燈 燈 燈	打	2,261	2,261	2,261	2,261
燈 燈 燈 燈 燈	打	3,779	3,783	3,825	3,818
燈 燈 燈 燈 燈	打	2,261	2,261	2,261	2,261
燈 燈 燈 燈 燈	打	3,779	3,783	3,825	3,818

上海生活費指數比較圖

民國十五年平均 = 100

Chart of Index Numbers of the Cost of Living in Shanghai

Average of 1926 = 100



上海生活費指數表

民國十五年平均=100

Index Numbers of the Cost of Living in Shanghai

Average of 1926 = 100

—	食物類 Food	衣着類 Clothing Materials	房租類 Housing	燃料類 Fuel and Lighting	雜項類 Miscellaneous Items	總指數 General Index
民國十五年 1926	100.0	100.0	100.0	100.0	100.0	100.0
一月 January	89.0	101.8	99.6	101.4	98.3	93.7
二月 February	93.0	101.8	99.7	89.2	101.0	95.6
三月 March	94.1	100.5	99.8	98.1	100.5	96.7
四月 April	96.4	100.8	99.8	101.1	101.1	98.4
五月 May	93.6	100.5	99.8	95.7	100.8	96.3
六月 June	95.7	101.1	99.8	88.6	103.1	97.4
七月 July	101.3	99.4	99.9	89.0	101.2	100.1
八月 August	102.7	99.4	100.3	92.2	102.4	101.4
九月 September	110.0	99.4	100.3	95.0	101.7	105.6
十月 October	115.1	99.4	100.3	104.2	103.1	109.4
十一月 November	103.0	98.4	100.3	115.9	97.1	102.1
十二月 December	99.2	97.8	100.3	133.2	97.2	101.3
民國十六年 1927	106.7	96.8	100.8	121.4	104.4	106.7
一月 January	109.8	96.9	100.2	144.6	97.4	103.0
二月 February	128.0	96.7	100.5	139.4	95.4	116.3
三月 March	120.3	96.7	100.5	138.5	95.3	113.0
四月 April	111.2	96.7	100.5	126.5	95.6	107.1
五月 May	101.2	96.6	100.5	127.1	96.5	101.7
六月 June	98.2	95.2	100.9	127.5	96.2	99.9
七月 July	110.7	97.6	100.9	126.5	96.1	107.0
八月 August	114.3	97.6	101.1	135.7	99.4	110.4
九月 September	111.0	95.9	101.1	134.6	122.8	113.2
十月 October	97.9	96.9	101.1	129.1	109.7	102.8
十一月 November	89.9	98.4	101.1	116.4	123.7	100.4
十二月 December	87.7	96.7	101.1	121.6	127.6	100.2
民國十七年 1928	92.1	95.1	101.1	114.6	130.0	102.5
一月 January	90.8	97.8	101.0	114.6	133.7	102.8
二月 February	96.3	97.5	101.0	110.5	131.3	105.0
三月 March	92.6	94.6	101.0	124.9	129.2	103.3
四月 April	89.5	94.9	101.0	109.1	129.0	100.4
五月 May	88.4	85.4	101.0	105.4	121.8	95.0
六月 June	87.8	94.1	101.0	107.1	124.1	98.2
七月 July	93.2	94.1	101.0	108.8	126.2	101.8
八月 August	90.1	94.1	101.3	113.6	126.6	100.5
九月 September	94.1	94.2	101.3	109.0	133.5	103.8
十月 October	98.9	95.6	101.3	128.5	133.0	108.0
十一月 November	90.8	95.1	101.3	124.9	133.7	103.3
十二月 December	91.5	95.2	101.3	120.7	131.7	102.9
民國十八年 1929	98.4	97.7	102.1	118.2	136.4	107.9
一月 January	92.5	95.2	101.4	122.5	134.3	104.2
二月 February	93.5	97.0	101.8	112.6	137.0	104.8
三月 March	91.5	97.8	101.8	118.0	134.7	103.7
四月 April	89.1	97.8	101.8	114.6	137.6	102.7
五月 May	89.6	98.0	101.8	119.9	139.0	103.6
六月 June	93.5	97.0	102.2	123.8	135.8	105.4
七月 July	94.8	97.0	102.2	120.3	135.8	105.9
八月 August	105.2	97.7	102.2	120.1	135.8	111.7
九月 September	109.5	98.4	102.2	120.1	135.1	114.1
十月 October	110.3	98.7	102.4	126.8	132.9	114.6
十一月 November	106.4	98.7	102.4	114.6	134.7	111.9
十二月 December	104.5	98.8	102.4	120.2	136.0	111.5
民國十九年 1930						
一月 January	106.0	99.3	103.9	121.6	141.1	113.6
二月 February	128.8	99.6	103.9	125.3	133.7	124.1
三月 March	122.0	99.3	104.4	120.9	139.4	122.2
四月 April	120.0	99.6	104.4	115.9	139.6	120.8
五月 May	119.9	99.3	104.5	117.9	138.9	120.7
六月 June	119.2	99.1	104.5	120.5	137.2	120.2

附注：關於本指數編製方法另詳本會出版之單行本「上海生活費指數」內，附此聲明。

Note: As to the methods of compiling this index number, please refer to our pamphlet, "The Cost of Living Index Numbers in Shanghai".

各國生活費指數表
Index Numbers of Cost of Living in China and Foreign Countries

洲別		歐 洲															
Continent		E U R O P E															
國別		中 國		英 國		法 國		德 國		比 利 時		丹 麥		俄 國		瑞 典	
Country		China		United Kingdom		France		Germany		Belgium		Denmark		Russia		Sweden	
Base Period		Shanghai		Bombay		Paris		Berlin		Brussels		Copenhagen		Moscow		Stockholm	
Base Period		1926		July, 1914		1914		1913-1914		1921		1911-1913		1913		July, 1914	
民國十七年	Jan.	102.8	98.5	154	166
民國十七年	Feb.	105.0	98.2	154	164
民國十七年	Mar.	103.3	99.3	145	164
民國十七年	Apr.	100.4	101.1	144	170
民國十七年	May	98.9	100.6	147	165
民國十七年	June	98.9	100.6	146	165
民國十七年	July	101.8	106.0	146	165
民國十七年	Aug.	100.5	105.7	146	165
民國十七年	Sept.	103.8	102.5	145	166
民國十七年	Oct.	108.0	101.6	146	167
民國十七年	Nov.	103.3	99.2	147	168
民國十七年	Dec.	102.9	102.6	148	167
民國十八年	Jan.	104.2	102.3	149	165
民國十八年	Feb.	104.8	105.8	148	166
民國十八年	Mar.	103.7	106.4	149	162
民國十八年	Apr.	102.7	106.7	148	161
民國十八年	May	105.4	102.4	147	160
民國十八年	June	103.4	102.4	147	160
民國十八年	July	105.9	103.9	148	163
民國十八年	Aug.	111.7	108.5	149	164
民國十八年	Sept.	114.1	109.9	149	165
民國十八年	Oct.	114.6	112.8	149	167
民國十八年	Nov.	111.0	108.7	150	167
民國十八年	Dec.	111.3	107.5	150	166
民國十九年	Jan.	113.6	108.0	147	164
民國十九年	Feb.	124.1	109.4	145	161
民國十九年	Mar.	132.2	112.0	142	157
民國十九年	Apr.	131.2	113.2	141	155
民國十九年	May	130.7	111.2	141	153
民國十九年	June	130.2	110.9	141	153

(1) 工礦物價指數非月別
(2) 工資指數係月別
(3) 日內及國際間匯率係月別
(4) 第三級金幣中數字係指金幣之數目
(5) 自民國十五年未位之日期起，係按外國國幣
(6) 自民國十五年未位之日期起，係按外國國幣
(7) 自民國十七年五月起，係按外國國幣之指數
(8) 係按外國國幣之指數
(9) 係按外國國幣之指數
(10) 係按外國國幣之指數
(11) 係按外國國幣之指數
(12) 係按外國國幣之指數
(13) 係按外國國幣之指數
(14) 係按外國國幣之指數
(15) 係按外國國幣之指數
(16) 係按外國國幣之指數
(17) 係按外國國幣之指數
(18) 係按外國國幣之指數
(19) 係按外國國幣之指數
(20) 係按外國國幣之指數
(21) 係按外國國幣之指數
(22) 係按外國國幣之指數
(23) 係按外國國幣之指數
(24) 係按外國國幣之指數
(25) 係按外國國幣之指數
(26) 係按外國國幣之指數
(27) 係按外國國幣之指數
(28) 係按外國國幣之指數
(29) 係按外國國幣之指數
(30) 係按外國國幣之指數
(31) 係按外國國幣之指數
(32) 係按外國國幣之指數
(33) 係按外國國幣之指數
(34) 係按外國國幣之指數
(35) 係按外國國幣之指數
(36) 係按外國國幣之指數
(37) 係按外國國幣之指數
(38) 係按外國國幣之指數
(39) 係按外國國幣之指數
(40) 係按外國國幣之指數
(41) 係按外國國幣之指數
(42) 係按外國國幣之指數
(43) 係按外國國幣之指數
(44) 係按外國國幣之指數
(45) 係按外國國幣之指數
(46) 係按外國國幣之指數
(47) 係按外國國幣之指數
(48) 係按外國國幣之指數
(49) 係按外國國幣之指數
(50) 係按外國國幣之指數
(51) 係按外國國幣之指數
(52) 係按外國國幣之指數
(53) 係按外國國幣之指數
(54) 係按外國國幣之指數
(55) 係按外國國幣之指數
(56) 係按外國國幣之指數
(57) 係按外國國幣之指數
(58) 係按外國國幣之指數
(59) 係按外國國幣之指數
(60) 係按外國國幣之指數
(61) 係按外國國幣之指數
(62) 係按外國國幣之指數
(63) 係按外國國幣之指數
(64) 係按外國國幣之指數
(65) 係按外國國幣之指數
(66) 係按外國國幣之指數
(67) 係按外國國幣之指數
(68) 係按外國國幣之指數
(69) 係按外國國幣之指數
(70) 係按外國國幣之指數
(71) 係按外國國幣之指數
(72) 係按外國國幣之指數
(73) 係按外國國幣之指數
(74) 係按外國國幣之指數
(75) 係按外國國幣之指數
(76) 係按外國國幣之指數
(77) 係按外國國幣之指數
(78) 係按外國國幣之指數
(79) 係按外國國幣之指數
(80) 係按外國國幣之指數
(81) 係按外國國幣之指數
(82) 係按外國國幣之指數
(83) 係按外國國幣之指數
(84) 係按外國國幣之指數
(85) 係按外國國幣之指數
(86) 係按外國國幣之指數
(87) 係按外國國幣之指數
(88) 係按外國國幣之指數
(89) 係按外國國幣之指數
(90) 係按外國國幣之指數
(91) 係按外國國幣之指數
(92) 係按外國國幣之指數
(93) 係按外國國幣之指數
(94) 係按外國國幣之指數
(95) 係按外國國幣之指數
(96) 係按外國國幣之指數
(97) 係按外國國幣之指數
(98) 係按外國國幣之指數
(99) 係按外國國幣之指數
(100) 係按外國國幣之指數

4
 上 海 關 稅 務 總 局 (中 華 民 國 十 九 年 第 二 月 號)
 各 國 生 活 費 指 數 表 (續)
 Index Numbers of Cost of Living in China and Foreign Countries (Contd.)

洲 別		歐 洲										E U R O P E	
國 別	Country	挪 威 Norway	芬 蘭 Finland	波 蘭 Poland	奧 地 利 Austria	匈 牙 利 Hungary	羅 曼 尼 亞 Romania	保 加 利 亞 Bulgaria	希 臘 Greece	瑞 士 Switzer-land	意 大 利 Italy	全 國 Milian	
基 本 年 度 Base Period	Country	July, 1914	Jan.-June 1914	Jan., 1914	July, 1914	Budapest 1913	Whole Country	1914	Athens 1914	June, 1914	June, 1914	Jan.-June, 1914	
民國十二年 1923		(3) 233	(3)	(3)	(3)	(3)	(3)	(3) 2,477	(3) 1-181	(3) 164	(3) 484	(3) 145	
民國十三年 1924		251	(e) 116	2,785	2,833	1-235	169	484	145	
民國十四年 1925		253	153	112	4,120	3,014	1-414	169	587	145	
民國十五年 1926		221	106	103	4,085	2,988	1-514	168	611	145	
民國十六年 1927		203	106	111	3,451	2,988	1-533	162	584	145	
民國十七年 1928		181	124.5	111	116	4,128	2,911	1-790	160	584	(f) 145	
民國十七年 1928		180	160	124.5	111	116	1084.6	(g) 128.3	161	149	149	
民國十七年 1928		184	159	120.3	107	112	4,090	2,735	161	145	(f) 145	
民國十七年 1928		184	137	118.3	107	112	4,120	2,771	161	145	145	
民國十七年 1928		183	138	130.7	107	114	4,085	2,841	160	145	145	
民國十七年 1928		183	158	121.3	107	117	4,090	2,857	160	144	144	
民國十七年 1928		183	159	131.8	109	118	4,099	2,818	161	145	145	
民國十七年 1928		183	161	122.6	108	118	4,086	2,861	161	143	143	
民國十七年 1928		182	164	122.1	108	120	4,100	2,742	161	142	142	
民國十七年 1928		183	163	122.3	109	121	4,133	2,742	161	142	142	
民國十七年 1928		184	164	123.2	109	119	4,230	2,796	162	144	144	
民國十七年 1928		184	163	123.2	109	118	4,230	(f) 105.8	162	146	146	
民國十七年 1928		183	164	125.0	109	118	4,237	105.4	162	147	147	
民國十八年 1929		181	162	124.5	109	118	4,240	105.6	161	148	148	
民國十八年 1929		181	161	127.7	111	121	(f) 31.7	108.4	161	148	148	
民國十八年 1929		181	160	125.6	110	121	131.7	108.4	161	153	153	
民國十八年 1929		180	159	125.1	109	121	131.8	109.1	160	150	150	
民國十八年 1929		180	158	125.1	109	122	131.8	110.1	159	150	150	
民國十八年 1929		179	159	123.2	111	120	131.8	111.6	160	148	148	
民國十八年 1929		179	159	123.2	111	120	131.4	111.8	161	149	149	
民國十八年 1929		180	160	123.4	112	119	131.4	111.8	161	149	149	
民國十八年 1929		182	161	122.6	113	117	131.4	112.6	161	148	148	
民國十八年 1929		180	161	122.6	113	117	131.4	107.3	162	149	149	
民國十八年 1929		180	161	122.8	113	115	131.4	106.3	163	149	149	
民國十八年 1929		180	160	125.1	113	115	131.4	107.0	163	149	149	
民國十八年 1929		180	160	125.2	113	112	131.4	107.2	162	149	149	
民國十八年 1929		179	159	126.1	113	113	131.8	105.8	162	150	150	
民國十八年 1929		178	154	121.0	113	112	131.8	104.9	161	150	150	
民國十八年 1929		177	152	117.9	112	111	131.8	103.9	161	147	147	
民國十八年 1929		176	151	116.7	111	111	131.8	103.9	160	147	147	
民國十八年 1929		175	148	115.6	111	111	131.4	94.3	159	146	146	
民國十八年 1929		175	146	115.6	111	107	131.0	82.1	158	144	144	
民國十八年 1929		175	145	115.9	113	105	130.9	158	144	144	
民國十八年 1929		175	145	115.9	113	105	130.9	158	145	145	

(3) 日內瓦國際聯盟統計月報
 (c) 係該年十二月份指數
 (f) 自該年元月一日起, 係修正指數
 (g) 八個月之平均
 (3) Monthly Bulletin of Statistics, League of Nations, Geneva.
 (c) December figure.
 (f) Since date of stabilization, gold index.
 (g) Average of eight months.

各國生活費指數表 (續)
Index Numbers of Cost of Living in China and Foreign Countries (Contd.)

洲		北 美 洲		南 美 洲		非 洲		大 洋 洲	
Continent	Country	NORTH AMERICA	SC. AMERICA	AFRICA	OCEANIA	North America	South America	Africa	Oceania
		Bureau of Labor Statistics U.S.A.	Canada	Chile	Egypt	Union of South Africa	New Zealand	Australia	
		32	60	Santiago	Cairo	9	23	30	
		1913	1926	March, 1928	July, 1914	1914	July, 1914	Nov., 1914	
		(4)	(4)	(3)	(3)	(3)	(3)	(3)	
民國十二年	1923	173	100.0	102	162	131	158	145.0	
十三年	1924	173	98.0	100	161	133	160	142.6	
十四年	1925	178	99.3	100	165	133	163	144.2	
十五年	1926	176	100.0	100	160	131	163	146.3	
十六年	1927	172	98.5	100	153	131	162	145.1	
十七年	1928	171	98.9	100	152	131	162	146.0	
十八年	1929	171	100.0	109	151	131	161	149.3	
十九年	1930	171	100.0	105	151	132	161	149.3	
二十一年	1931	170	98.4	104	151	132	162	149.3	
二十二年	1932	170	98.4	104	149	133	162	149.3	
二十三年	1933	170	98.4	105	149	132	162	149.3	
二十四年	1934	170	98.4	106	151	131	161	149.3	
二十五年	1935	170	98.4	107	153	131	161	149.3	
二十六年	1936	170	98.4	111	153	131	161	149.3	
二十七年	1937	170	98.4	111	153	131	162	149.3	
二十八年	1938	171	99.7	117	155	131	162	149.3	
二十九年	1939	171	99.7	110	154	131	162	149.3	
三十年	1940	171	99.7	110	154	131	162	149.3	
三十一年	1941	171	99.6	103	152	131	161	149.3	
三十二年	1942	171	99.6	102	152	131	161	149.3	
三十三年	1943	171	99.5	102	152	131	161	149.3	
三十四年	1944	171	99.5	104	150	132	161	149.3	
三十五年	1945	170	99.2	106	151	132	161	149.3	
三十六年	1946	170	99.0	111	149	132	161	149.3	
三十七年	1947	170	99.0	111	149	132	161	149.3	
三十八年	1948	170	99.3	111	150	131	161	149.3	
三十九年	1949	170	100.0	112	150	131	161	149.3	
四十年	1950	170	100.0	114	150	131	161	149.3	
四十一年	1951	171	101.5	112	150	130	161	149.3	
四十二年	1952	171	101.5	112	151	130	161	149.3	
四十三年	1953	171	101.6	115	150	129	161	149.3	
四十四年	1954	171	102.2	105	150	129	161	149.3	
四十五年	1955	171	101.9	102	150	129	161	149.3	
四十六年	1956	171	101.5	103	150	129	161	149.3	
四十七年	1957	171	100.4	106	149	129	161	149.3	
四十八年	1958	171	100.4	108	148	129	161	149.3	
四十九年	1959	171	100.3	110	148	129	161	149.3	
五十年	1960	171	100.3	110	148	129	161	149.3	

(3) Monthly Bulletin of Statistics, League of Nations, Geneva.
(4) Prices and Price Indexes, Dominion Bureau of Statistics, Canada.

(3) 日內瓦國際聯盟統計月刊
(4) 加拿大統計局價格月刊

各國食物零售市價指數表
Index Numbers of Retail Food Prices in China and Foreign Countries

洲別		亞洲 ASIA		歐洲 EUROPE								
國別	Continent	中國 China	印度 India	英國 United Kingdom	法國 France	德國 Germany	比利時 Belgium	荷蘭 Netherlands	丹麥 Denmark	瑞典 Sweden	挪威 Norway	芬蘭 Finland
基年 Base Period	年度	Nanking	Canton	Bombay	Bombay	Paris	Paris	Paris	Paris	Paris	Paris	Paris
民國十二年	一月	1925	1929	1914	1914	1914	1914	1914	1914	1914	1914	1914
	二月	(1)	(2)	(3)	(4)	(5)	(6)	(7)	(8)	(9)	(10)	(11)
	三月	87.1	181	170	190	380	126	127	203	203	164	217
	四月	97.5	150	171	192	425	147	136	95	194	168	250
	五月	115.4	152	164	177	553	144	168	91	159	158	197
	六月	120.0	144	159	170	557	152	204	89	153	153	173
民國十三年	一月	125.1	146	154	169	124	155	218	90	148	154	168
	二月	115.4	151	159	175	530	152	210	182	153	170	147
	三月	129.3	146	155	155	524	151	201	91	151	170	145
	四月	129.3	142	155	151	524	151	202	91	152	154	146
	五月	119.3	144	156	151	546	151	199	91	155	172	145
	六月	117.0	142	157	166	(a) 113	152	203	91	153	157	171
民國十四年	一月	117.0	143	156	166	111	151	204	91	153	170	151
	二月	117.5	141	157	171	110	153	208	92	153	170	153
	三月	118.8	142	159	171	115	152	213	92	146	153	163
	四月	120.1	144	160	173	119	152	219	92	146	152	161
	五月	120.2	145	159	173	121	153	218	91	151	161	155
	六月	133.3	146	156	173	122	153	217	90	147	150	158
民國十五年	一月	131.3	146	157	173	122	156	217	91	147	151	158
	二月	122.1	146	150	164	123	159	215	91	152	158	148
	三月	122.4	145	149	164	125	154	212	89	150	156	146
	四月	115.6	143	147	164	127	154	210	89	149	156	144
	五月	119.5	144	149	166	127	154	208	89	149	156	144
	六月	130.4	146	154	166	123	155	225	90	149	151	157
民國十六年	一月	130.4	146	154	166	123	155	225	90	149	151	157
	二月	125.6	146	156	173	122	154	223	89	151	151	161
	三月	123.8	147	159	173	124	154	229	90	146	150	160
	四月	119.9	147	159	173	125	153	229	90	146	148	159
	五月	140.0	148	157	173	125	152	227	89	147	147	147
	六月	145.6	145	154	172	124	150	224	89	145	145	156
民國十七年	一月	140.2	143	150	172	121	148	221	87	144	154	153
	二月	138.9	143	149	156	129	145	212	85	142	152	131
	三月	133.2	140	143	156	119	143	204	84	140	152	127
	四月	133.2	137	141	156	120	142	201	83	140	151	123
	五月	124.8	131	137	141	120	143	201	82	140	140	121
	六月	100.2	131	137	141	120	143	201	82	140	140	121

(1) 工部局每月零售市價指數
(2) 廣州特別市政府統計局
(3) 香港工部局
(4) 日本內務省統計局
(5) 自民國十二年一月一日起，係按金價編算。
(6) 第三號零售市價指數中數字附帶圓圈者係色之數目。
(7) Monthly Price Statistics, Ministry of Industry, Commerce and Labor, Nanking.
(8) Weekly Report on Statistics, the Special Municipality of Canton.
(9) Labor Gazette, Labor Office, Government of Bombay, Bombay.
(10) Monthly Bulletin of Statistics, League of Nations, Geneva.
(11) Since date of Stabilization, gold index.
(12) Figures in the third row refer to number of cities included in the investigation.

各國食物零售市價指數表 (續)
Index Numbers of Retail Food Prices in China and Foreign Countries (Contd.)

洲別	Continent	國別	Country	基年	Base Period	波蘭	奧地利	維也納	匈牙利	保加利亞	希臘	瑞士	意大利	美國	加拿大	埃及	非洲	澳洲	大洋洲	新西蘭	
						Warsaw	Vienna	Budapest	Budapest	Sofia	Athens	Switzerland	Milan	United States	Canada	Cairo	South Africa	Australia	New Zealand		
						1914	1914	1913	1914	1914	1914	1914	1913	1913	1925	July	1910	1911	1909-		
						(4)	(4)	(4)	(4)	(4)	(4)	(4)	(4)	(4)	(5)	(4)	(4)	(4)	(4)		
						100.0	100.0	100.0	100.0	100.0	100.0	100.0	100.0	100.0	100.0	100.0	100.0	100.0	100.0	100.0	100.0
						176.5	176.5	176.5	176.5	176.5	176.5	176.5	176.5	176.5	176.5	176.5	176.5	176.5	176.5	176.5	176.5
						214.6	214.6	214.6	214.6	214.6	214.6	214.6	214.6	214.6	214.6	214.6	214.6	214.6	214.6	214.6	214.6
						144.0	144.0	144.0	144.0	144.0	144.0	144.0	144.0	144.0	144.0	144.0	144.0	144.0	144.0	144.0	144.0
						143.0	143.0	143.0	143.0	143.0	143.0	143.0	143.0	143.0	143.0	143.0	143.0	143.0	143.0	143.0	143.0
						142.5	142.5	142.5	142.5	142.5	142.5	142.5	142.5	142.5	142.5	142.5	142.5	142.5	142.5	142.5	142.5
						142.8	142.8	142.8	142.8	142.8	142.8	142.8	142.8	142.8	142.8	142.8	142.8	142.8	142.8	142.8	142.8
						138.0	138.0	138.0	138.0	138.0	138.0	138.0	138.0	138.0	138.0	138.0	138.0	138.0	138.0	138.0	138.0
						140.2	140.2	140.2	140.2	140.2	140.2	140.2	140.2	140.2	140.2	140.2	140.2	140.2	140.2	140.2	140.2
						141.4	141.4	141.4	141.4	141.4	141.4	141.4	141.4	141.4	141.4	141.4	141.4	141.4	141.4	141.4	141.4
						142.1	142.1	142.1	142.1	142.1	142.1	142.1	142.1	142.1	142.1	142.1	142.1	142.1	142.1	142.1	142.1
						142.8	142.8	142.8	142.8	142.8	142.8	142.8	142.8	142.8	142.8	142.8	142.8	142.8	142.8	142.8	142.8
						142.8	142.8	142.8	142.8	142.8	142.8	142.8	142.8	142.8	142.8	142.8	142.8	142.8	142.8	142.8	142.8
						142.8	142.8	142.8	142.8	142.8	142.8	142.8	142.8	142.8	142.8	142.8	142.8	142.8	142.8	142.8	142.8
						144.0	144.0	144.0	144.0	144.0	144.0	144.0	144.0	144.0	144.0	144.0	144.0	144.0	144.0	144.0	144.0
						148.0	148.0	148.0	148.0	148.0	148.0	148.0	148.0	148.0	148.0	148.0	148.0	148.0	148.0	148.0	148.0
						147.3	147.3	147.3	147.3	147.3	147.3	147.3	147.3	147.3	147.3	147.3	147.3	147.3	147.3	147.3	147.3
						145.7	145.7	145.7	145.7	145.7	145.7	145.7	145.7	145.7	145.7	145.7	145.7	145.7	145.7	145.7	145.7
						153.0	153.0	153.0	153.0	153.0	153.0	153.0	153.0	153.0	153.0	153.0	153.0	153.0	153.0	153.0	153.0
						146.0	146.0	146.0	146.0	146.0	146.0	146.0	146.0	146.0	146.0	146.0	146.0	146.0	146.0	146.0	146.0
						144.0	144.0	144.0	144.0	144.0	144.0	144.0	144.0	144.0	144.0	144.0	144.0	144.0	144.0	144.0	144.0
						143.8	143.8	143.8	143.8	143.8	143.8	143.8	143.8	143.8	143.8	143.8	143.8	143.8	143.8	143.8	143.8
						139.0	139.0	139.0	139.0	139.0	139.0	139.0	139.0	139.0	139.0	139.0	139.0	139.0	139.0	139.0	139.0
						137.3	137.3	137.3	137.3	137.3	137.3	137.3	137.3	137.3	137.3	137.3	137.3	137.3	137.3	137.3	137.3
						137.5	137.5	137.5	137.5	137.5	137.5	137.5	137.5	137.5	137.5	137.5	137.5	137.5	137.5	137.5	137.5
						139.3	139.3	139.3	139.3	139.3	139.3	139.3	139.3	139.3	139.3	139.3	139.3	139.3	139.3	139.3	139.3
						141.5	141.5	141.5	141.5	141.5	141.5	141.5	141.5	141.5	141.5	141.5	141.5	141.5	141.5	141.5	141.5
						143.5	143.5	143.5	143.5	143.5	143.5	143.5	143.5	143.5	143.5	143.5	143.5	143.5	143.5	143.5	143.5
						131.0	131.0	131.0	131.0	131.0	131.0	131.0	131.0	131.0	131.0	131.0	131.0	131.0	131.0	131.0	131.0
						124.6	124.6	124.6	124.6	124.6	124.6	124.6	124.6	124.6	124.6	124.6	124.6	124.6	124.6	124.6	124.6
						121.8	121.8	121.8	121.8	121.8	121.8	121.8	121.8	121.8	121.8	121.8	121.8	121.8	121.8	121.8	121.8
						121.2	121.2	121.2	121.2	121.2	121.2	121.2	121.2	121.2	121.2	121.2	121.2	121.2	121.2	121.2	121.2
						119.0	119.0	119.0	119.0	119.0	119.0	119.0	119.0	119.0	119.0	119.0	119.0	119.0	119.0	119.0	119.0
						113.0	113.0	113.0	113.0	113.0	113.0	113.0	113.0	113.0	113.0	113.0	113.0	113.0	113.0	113.0	113.0
						113.6	113.6	113.6	113.6	113.6	113.6	113.6	113.6	113.6	113.6	113.6	113.6	113.6	113.6	113.6	113.6

(4) 日內瓦國際聯盟統計月刊
 (5) 加拿大統計局月刊
 (6) 自金米位定家法。各月指數係根據金幣價格編製。
 (c) 係根據七月份指數。
 (d) 八個月之平均。
 (4) Monthly Bulletin of Statistics, League of Nations, Geneva.
 (5) Prices and Price Indexes, Dominion Bureau of Statistics, Canada.
 (b) Since date of stabilization, gold index.
 (c) July figure.
 (d) Average of eight months.

上海零售物價表

Retail Prices in Shanghai

物品 Articles	單位 Unit	零售市價(國幣元) Retail Prices (Chinese Dollar)						
		民國十九年 1930						
		一月 Jan.	二月 Feb.	三月 Mar.	四月 Apr.	五月 May	六月 June	
食物類 Food								
白米	Rice, white.....	斗 tow	1.724	1.824	1.801	1.963	1.985	2.016
麵粉	Wheat flour.....	斤 catty	0.094	0.099	0.098	0.098	0.096	0.104
綠豆	Vermicelli.....	斤 catty	0.058	0.054	0.056	0.056	0.056	0.054
綠豆	Greens.....	斤 catty	0.025	0.061	0.053	0.027	0.027	0.025
菠菜	Spinach.....	斤 catty	0.085	0.076	0.056	0.036	0.037	0.033
蔬菜	Vegetables, salted.....	斤 catty	0.056	0.052	0.055	0.054	0.054	0.052
豆	Buds, bean.....	斤 catty	0.041	0.043	0.036	0.036	0.036	0.035
洋蔥	Onions.....	斤 catty	0.091	0.073	0.075	0.071	0.067	0.053
洋蔥	Potatoes.....	斤 catty	0.059	0.067	0.068	0.065	0.061	0.040
洋蔥	Turnips.....	斤 catty	0.031	0.035	0.039	0.038	0.039	0.023
豆	Bean.....	斤 catty	0.098	0.101	0.105	0.105	0.096	0.093
豆	curd.....	塊 piece	0.009	0.008	0.009	0.009	0.009	0.008
花生	Peanuts.....	斤 catty	0.145	0.135	0.140	0.140	0.134	0.126
油	Bean oil.....	斤 catty	0.281	0.291	0.288	0.289	0.289	0.298
醬	Sauce.....	斤 catty	0.080	0.080	0.080	0.080	0.080	0.080
糖	White sugar.....	斤 catty	0.112	0.112	0.112	0.112	0.110	0.116
鹽	Salt.....	斤 catty	0.074	0.068	0.071	0.071	0.070	0.070
肉	Pork, fresh.....	斤 catty	0.339	0.365	0.339	0.339	0.339	0.369
肉	Beef.....	磅 pound	0.262	0.248	0.248	0.249	0.250	0.249
魚	Fish.....	兩 liang	0.020	0.035	0.027	0.022	0.022	0.020
魚	saltd.....	斤 catty	0.014	0.013	0.014	0.014	0.014	0.013
蛋	Cook.....	斤 catty	0.400	0.505	0.405	0.475	0.450	0.506
蛋	Egg, duck's.....	枚 each	0.031	0.033	0.034	0.032	0.026	0.028
蛋	hen's.....	斤 catty	0.036	0.041	0.034	0.032	0.023	0.025
衣着類 Clothing Materials								
棉	Raw cotton.....	斤 catty	0.513	0.513	0.513	0.513	0.515	0.515
布	Grey sheetings.....	尺 chih	0.103	0.105	0.103	0.105	0.105	0.103
布	shirtings.....	尺 chih	0.120	0.120	0.120	0.120	0.118	0.118
布	Printed shirtings.....	尺 chih	0.090	0.090	0.090	0.090	0.090	0.100
布	Jeans.....	尺 chih	0.130	0.130	0.130	0.130	0.130	0.135
布	Fancy twills.....	尺 chih	0.240	0.240	0.240	0.240	0.240	0.240
布	Sateen drills.....	尺 chih	0.170	0.170	0.170	0.170	0.170	0.180
布	Men's cotton stockings.....	雙 pair	0.350	0.350	0.350	0.350	0.350	0.300
房租 Housing								
房租(單幢住房)	Rent (1 flat house).....	幢 each	103.5%	103.5%	104.4%	104.4%	104.5%	104.5%
燃料類 Fuel and Lighting								
木	Firewood.....	捆 bundle	0.053	0.055	0.052	0.049	0.047	0.047
煤	Coal ball.....	担 picul	1.420	1.500	1.500	1.500	1.500	1.500
油	Petroleum.....	斤 catty	0.095	0.093	0.098	0.100	0.132	0.147
火	Matches.....	十盒 10 boxes	0.054	0.051	0.053	0.053	0.052	0.051
雜類 Miscellaneous Items								
香	Cigarettes.....	十枝 ten	0.058	0.053	0.056	0.056	0.056	0.055
酒	Liquor, "Shao Shing".....	斤 catty	0.128	0.130	0.133	0.134	0.132	0.132
茶	Tea.....	斤 catty	0.290	0.290	0.290	0.290	0.290	0.290
皂	Soap, laundry.....	塊 piece	0.054	0.051	0.054	0.053	0.052	0.051
粉	Tooth powder.....	包 packet	0.022	0.020	0.021	0.021	0.021	0.020
巾	Towels.....	條 piece	0.190	0.190	0.185	0.190	0.190	0.190

中國度量衡表

Weights and Measures in China

衡		萬國通制	日本	英國
Weights		Metric	Japanese	British
1担 tan (picul) = 100 斤	tching	59.6800 磅 kg.	99.560 斤 kin	131.3800 磅 lbs.
1斤 tching (catty) = 16 兩	liang	0.5968 磅 kg.	0.995 斤 kin	1.3158 磅 lbs.
1兩 liang (tael) = 10 錢	chien	37.3000 瓦 gr.	0.995 忽 momme	1.3158 兩 oz.
1錢 chien (mace)		3.7300 瓦 gr.	0.995 忽 momme	0.1316 兩 oz.
度		Length		
1里 li	= 180 丈 chang	0.576 浬 km.	0.147 里 ri	0.358 哩 mi.
1引 yin	= 10 丈 chang	32.000 米 m.	10.560 丈 jo	105.000 呎 ft.
1丈 chang	= 2 步 pu	3.200 米 m.	1.056 丈 jo	10.500 呎 ft.
1步 pu	= 5 尺 chih	1.600 米 m.	5.280 尺 shaku	5.250 呎 ft.
1丈 chang	= 10 尺 chih	3.200 米 m.	1.056 丈 jo	10.500 呎 ft.
1尺 chih	= 10 寸 tsun	0.320 米 m.	1.056 尺 shaku	1.050 呎 ft.
1寸 tsun	= 10 分 fen	3.200 釐 cm.	1.056 寸 sun	1.260 吋 in.
1分 fen		0.320 釐 cm.	1.056 分 bu	0.126 吋 in.
面積		Surface		
1平方里 sq. li	= 540 畝 mow	0.3320 平方浬 sq. km.	0.0216 平方里 sq. ri	0.1284 平方哩 sq. mi.
1頃 king	= 100 畝 mow	61440.0000 平方米 sq. m.	6690.6000 平方丈 sq. jo	15.1830 畝 acres
1畝 mow	= 60 平方丈 sq. chang	61.4400 平方米 sq. m.	66.9060 平方丈 sq. jo	0.1518 畝 acres
1平方丈 sq. chang	= 4 平方步 sq. pu	10.2400 平方米 sq. m.	1.1151 平方丈 sq. jo	110.2300 平方呎 sq. ft.
1平方步 sq. pu	= 25 平方尺 sq. chih	2.5600 平方米 sq. m.	27.8800 平方尺 sq. shaku	27.5600 平方呎 sq. ft.
1平方尺 sq. chih		0.1024 平方米 sq. m.	1.1151 平方尺 sq. shaku	1.1023 平方呎 sq. ft.
量		Capacity		
1石 shih	= 2 斛 hu	103.6100 立 L.	0.5744 石 koku	22.7900 加倫 gal.
1斛 hu	= 5 斗 tow	51.8050 立 L.	2.8720 斗 to	11.3950 加倫 gal.
1斗 tow	= 10 升 sheng	10.3610 立 L.	0.5744 斗 to	2.2790 加倫 gal.
1升 sheng	= 10 合 hoh	1.0361 立 L.	0.5744 升 sho	0.2279 加倫 gal.
1立方尺 cu. chih	= 1000 立方寸 cu. tsun	0.0328 立方米 cu. m.	1.1776 立方尺 cu. shaku	1.1575 立方呎 cu. ft.

1 英加倫 gal. (British) = 1.2011 美加倫 gal. (U. S. A.)

鮮牛奶 (A) (罐三磅) (英).....	25.488	25.527	25.561	25.459	Infants Food, Vivimilk (A), 3 lbs.-tin	U. S. A.
鮮牛奶 (B) (罐三磅) (英).....	57.154	57.241	60.736	58.377	Butter, Fresh, Daisy Brand, 1 lb.-piece, 54 pcs.-case, Australia	
牛奶 (罐五磅) (英).....	55.004	55.004	54.602	56.435	" " Meadow " " "	
牛奶 (罐五磅) (英).....	86.000	86.000	86.000	88.000	" " Golden Churn, 2 lbs.-tin, 50 tins.-case	
牛奶 (罐五磅) (英).....	86.000	86.000	86.000	88.000	" " Rose Brand " " "	
牛奶 (罐五磅) (英).....	61.920	62.015	64.476	62.804	" " Golden State, 1 lb.-tin, 4 doz.-case	U. S. A.
牛奶 (罐五磅) (英).....	40.000	40.000	42.000	40.067	Cheese, Kraft, Cheddar, 1/2 lb.-tin, 5 doz.-case	
牛奶 (罐五磅) (英).....	4.428	4.435	4.400	4.423	" " Horns, Deer " " "	
牛奶 (罐五磅) (英).....	40.000	40.000	43.500	41.167	" " Cow Brand, India " " "	
牛奶 (罐五磅) (英).....	400.000	400.000	400.000	400.000	Birds' Nest, Black	Malaysia
牛奶 (罐五磅) (英).....	4.700	5.000	5.000	4.900	" " Nest, White	Singapore
牛奶 (罐五磅) (英).....	31.000	37.000	36.000	35.667	" " "	
魚肝油 (A) (罐三磅) (英).....	9.450	8.700	7.550	8.567	Fish Salmun, Salt	Kamchatka
魚肝油 (B) (罐三磅) (英).....	8.500	8.333	8.500	8.441	" " "	Japan
魚肝油 (C) (罐三磅) (英).....	7.380	7.380	7.380	7.380	Herring " " "	U. S. A.
魚肝油 (D) (罐三磅) (英).....	5.380	3.800	4.575	" " "	Japan
魚肝油 (E) (罐三磅) (英).....	5.775	5.590	5.653	" " "	Japan
魚肝油 (F) (罐三磅) (英).....	5.333	5.333	Fish, Dried	
魚肝油 (G) (罐三磅) (英).....	28.750	26.933	29.500	28.494	" " Golden State, 1 lb.-tin, 4 doz.-case	
魚肝油 (H) (罐三磅) (英).....	35.583	33.417	33.867	34.289	" " Kraft, Cheddar, 1/2 lb.-tin, 5 doz.-case	
魚肝油 (I) (罐三磅) (英).....	43.033	38.900	40.660	40.861	" " Horns, Deer " " "	
魚肝油 (J) (罐三磅) (英).....	13.117	13.217	13.350	13.223	" " Cow Brand, India " " "	
魚肝油 (K) (罐三磅) (英).....	11.267	10.450	11.210	10.850	" " Birds' Nest, Black	Malaysia
魚肝油 (L) (罐三磅) (英).....	45.775	43.261	43.200	44.030	" " Nest, White	Singapore
魚肝油 (M) (罐三磅) (英).....	45.800	43.500	42.210	43.850	" " "	
魚肝油 (N) (罐三磅) (英).....	39.625	40.617	42.250	40.831	" " "	
魚肝油 (O) (罐三磅) (英).....	234.500	237.000	235.000	235.000	" " Mows	Hongkong
魚肝油 (P) (罐三磅) (英).....	107.000	107.000	107.000	107.000	" " "	
魚肝油 (Q) (罐三磅) (英).....	536.750	535.000	535.000	535.000	Sharks' Fins, Prepared	
魚肝油 (R) (罐三磅) (英).....	581.500	581.500	581.500	581.500	" " "	
魚肝油 (S) (罐三磅) (英).....	341.625	340.750	366.750	351.708	" " "	
魚肝油 (T) (罐三磅) (英).....	169.500	169.500	169.500	169.500	" " "	
魚肝油 (U) (罐三磅) (英).....	302.750	306.500	320.000	312.083	" " "	
魚肝油 (V) (罐三磅) (英).....	359.167	384.000	355.834	366.334	" " "	
魚肝油 (W) (罐三磅) (英).....	151.333	151.600	151.875	151.956	" " "	
魚肝油 (X) (罐三磅) (英).....	168.000	168.000	168.000	168.000	" " "	
魚肝油 (Y) (罐三磅) (英).....	80.000	80.000	80.000	80.000	" " "	
魚肝油 (Z) (罐三磅) (英).....	64.313	66.167	71.500	67.347	" " "	
魚肝油 (AA) (罐三磅) (英).....	14.000	14.000	14.000	14.000	Salmun, Mono-gram Brand, Pink, 1 lb.-tin, 4 doz.-case, U.S.A.	
魚肝油 (AB) (罐三磅) (英).....	3.000	3.000	3.000	3.000	Sardines, Cerebral, 1/2 oz. tin, 6 doz.-case	
魚肝油 (AC) (罐三磅) (英).....	60.417	64.167	25.500	60.548	" " C & B " " "	
魚肝油 (AD) (罐三磅) (英).....	227.667	220.250	234.750	230.516	" " Fish Skin	
魚肝油 (AE) (罐三磅) (英).....	" " Bone	

水產類

鮮牛奶 (A) (罐三磅) (英).....	25.488	25.527	25.561	25.459	Infants Food, Vivimilk (A), 3 lbs.-tin	U. S. A.
鮮牛奶 (B) (罐三磅) (英).....	57.154	57.241	60.736	58.377	Butter, Fresh, Daisy Brand, 1 lb.-piece, 54 pcs.-case, Australia	
牛奶 (罐五磅) (英).....	55.004	55.004	54.602	56.435	" " Meadow " " "	
牛奶 (罐五磅) (英).....	86.000	86.000	86.000	88.000	" " Golden Churn, 2 lbs.-tin, 50 tins.-case	
牛奶 (罐五磅) (英).....	86.000	86.000	86.000	88.000	" " Rose Brand " " "	
牛奶 (罐五磅) (英).....	61.920	62.015	64.476	62.804	" " Golden State, 1 lb.-tin, 4 doz.-case	U. S. A.
牛奶 (罐五磅) (英).....	40.000	40.000	42.000	40.067	Cheese, Kraft, Cheddar, 1/2 lb.-tin, 5 doz.-case	
牛奶 (罐五磅) (英).....	4.428	4.435	4.400	4.423	" " Horns, Deer " " "	
牛奶 (罐五磅) (英).....	40.000	40.000	43.500	41.167	" " Cow Brand, India " " "	
牛奶 (罐五磅) (英).....	400.000	400.000	400.000	400.000	Birds' Nest, Black	Malaysia
牛奶 (罐五磅) (英).....	4.700	5.000	5.000	4.900	" " Nest, White	Singapore
牛奶 (罐五磅) (英).....	31.000	37.000	36.000	35.667	" " "	
魚肝油 (A) (罐三磅) (英).....	9.450	8.700	7.550	8.567	Fish Salmun, Salt	Kamchatka
魚肝油 (B) (罐三磅) (英).....	8.500	8.333	8.500	8.441	" " "	Japan
魚肝油 (C) (罐三磅) (英).....	7.380	7.380	7.380	7.380	Herring " " "	U. S. A.
魚肝油 (D) (罐三磅) (英).....	5.380	3.800	4.575	" " "	Japan
魚肝油 (E) (罐三磅) (英).....	5.775	5.590	5.653	" " "	Japan
魚肝油 (F) (罐三磅) (英).....	5.333	5.333	Fish, Dried	
魚肝油 (G) (罐三磅) (英).....	28.750	26.933	29.500	28.494	" " Golden State, 1 lb.-tin, 4 doz.-case	
魚肝油 (H) (罐三磅) (英).....	35.583	33.417	33.867	34.289	" " Kraft, Cheddar, 1/2 lb.-tin, 5 doz.-case	
魚肝油 (I) (罐三磅) (英).....	43.033	38.900	40.660	40.861	" " Horns, Deer " " "	
魚肝油 (J) (罐三磅) (英).....	13.117	13.217	13.350	13.223	" " Cow Brand, India " " "	
魚肝油 (K) (罐三磅) (英).....	11.267	10.450	11.210	10.850	" " Birds' Nest, Black	Malaysia
魚肝油 (L) (罐三磅) (英).....	45.775	43.261	43.200	44.030	" " Nest, White	Singapore
魚肝油 (M) (罐三磅) (英).....	45.800	43.500	42.210	43.850	" " "	
魚肝油 (N) (罐三磅) (英).....	39.625	40.617	42.250	40.831	" " "	
魚肝油 (O) (罐三磅) (英).....	234.500	237.000	235.000	235.000	" " Mows	Hongkong
魚肝油 (P) (罐三磅) (英).....	107.000	107.000	107.000	107.000	" " "	
魚肝油 (Q) (罐三磅) (英).....	536.750	535.000	535.000	535.000	Sharks' Fins, Prepared	
魚肝油 (R) (罐三磅) (英).....	581.500	581.500	581.500	581.500	" " "	
魚肝油 (S) (罐三磅) (英).....	341.625	340.750	366.750	351.708	" " "	
魚肝油 (T) (罐三磅) (英).....	169.500	169.500	169.500	169.500	" " "	
魚肝油 (U) (罐三磅) (英).....	302.750	306.500	320.000	312.083	" " "	
魚肝油 (V) (罐三磅) (英).....	359.167	384.000	355.834	366.334	" " "	
魚肝油 (W) (罐三磅) (英).....	151.333	151.600	151.875	151.956	" " "	
魚肝油 (X) (罐三磅) (英).....	168.000	168.000	168.000	168.000	" " "	
魚肝油 (Y) (罐三磅) (英).....	80.000	80.000	80.000	80.000	" " "	
魚肝油 (Z) (罐三磅) (英).....	64.313	66.167	71.500	67.347	" " "	
魚肝油 (AA) (罐三磅) (英).....	14.000	14.000	14.000	14.000	Salmun, Mono-gram Brand, Pink, 1 lb.-tin, 4 doz.-case, U.S.A.	
魚肝油 (AB) (罐三磅) (英).....	3.000	3.000	3.000	3.000	Sardines, Cerebral, 1/2 oz. tin, 6 doz.-case	
魚肝油 (AC) (罐三磅) (英).....	60.417	64.167	25.500	60.548	" " C & B " " "	
魚肝油 (AD) (罐三磅) (英).....	227.667	220.250	234.750	230.516	" " Fish Skin	
魚肝油 (AE) (罐三磅) (英).....	" " Bone	

上海洋貨零售市價 (續)
WHOLESALE PRICES OF FOREIGN GOODS AT SHANGHAI (Contd.)

貨物花色	單位	零售市價 (美元)						平均 (美元)	DESCRIPTION OF GOODS	UNIT	單位	零售市價 (美元)	平均 (美元)
		Wholesale Prices (Shanghai)											
		四月	五月	六月	六月	六月	六月						
水產類 (續)													
蝦類	箱	74,060	76,983	81,194	81,194	79,047	79,047	Shrimps	picul				
金山	箱	79,973	79,973	81,194	81,194	81,371	81,371	Shrimps, Dried	picul				
金山	箱	77,000	77,000	82,000	82,000	78,067	78,067	Japan					
金山	箱	38,983	36,675	35,900	35,900	37,186	37,186	Melbourne					
金山	箱	44,600	41,050	42,815	42,815	42,815	Singapore					
蝦類	箱	78,606	77,430	82,643	82,643	77,850	77,850	Japan					
金山	箱	75,000	75,000	77,000	77,000	72,000	72,000	Manila					
金山	箱	33,050	33,110	33,050	33,050	33,083	33,083	Japan					
金山	箱	27,000	28,250	27,000	27,000	27,417	27,417	Manila					
金山	箱	22,400	23,250	22,700	22,700	22,753	22,753	Japan					
平貝	箱	137,000	137,000	142,000	142,000	139,800	139,800	Compy					
平貝	箱	135,058	143,786	153,128	153,128	142,200	142,200	Japan					
平貝	箱	122,694	130,500	130,500	130,500	126,165	126,165	Japan					
平貝	箱	102,893	112,260	130,250	130,250	115,454	115,454	Japan					
平貝	箱	94,500	96,500	93,800	93,800	95,600	95,600	Japan					
平貝	箱	83,188	74,800	82,000	82,000	79,896	79,896	Japan					
平貝	箱	183,500	179,500	180,000	180,000	180,000	180,000	Awabi					
平貝	箱	27,500	27,500	27,500	Canned					
平貝	箱	20,000	20,000	18,500	18,500	Japan					
平貝	箱	18,500	18,500	Japan					
平貝	箱	171,781	171,289	182,750	182,750	176,027	176,027	Bicho de Mar					
平貝	箱	146,000	149,500	149,500	149,500	145,417	145,417	Black, Spiked					
平貝	箱	126,667	133,000	129,834	129,834	Japan					
平貝	箱	135,371	161,444	161,900	161,900	159,538	159,538	Japan					
平貝	箱	123,708	97,806	107,367	107,367	110,294	110,294	Japan					
平貝	箱	121,767	121,800	128,875	128,875	121,681	121,681	Melbourne					
平貝	箱	177,000	177,000	136,500	136,500	135,000	135,000	Macassar					
平貝	箱	110,000	130,800	129,000	129,000	124,833	124,833	Macassar					
平貝	箱	93,000	104,000	120,700	120,700	106,597	106,597	Macassar					
平貝	箱	85,000	113,000	113,000	99,000	99,000	Macassar					
平貝	箱	72,000	104,000	104,000	88,000	88,000	Macassar					
平貝	箱	64,500	91,500	91,500	79,000	79,000	Macassar					
平貝	箱	59,000	87,000	87,000	73,000	73,000	Macassar					
平貝	箱	170,250	100,250	100,250	Macassar					
平貝	箱	161,853	155,083	169,750	169,750	162,139	162,139	Macassar					
平貝	箱	137,417	138,500	147,000	147,000	135,006	135,006	Macassar					
平貝	箱	156,400	169,100	174,000	174,000	169,831	169,831	Macassar					
平貝	箱	133,000	158,800	161,500	161,500	157,767	157,767	Macassar					
平貝	箱	130,800	149,400	147,900	147,900	145,033	145,033	Macassar					
平貝	箱	128,000	130,000	130,300	130,300	131,300	131,300	Macassar					

上海商會 (民國十九年第二季)

日

硝磺	(日)	9-740	9-735	9-671	9-709	picul	Sulphur, Powder	Japan
硝磺	"	8,653	8,597	8,630	"	"	"	"
硝磺	"	10,804	10,940	11,214	"	case	Sulphuric Acid, 68°, 200 lbs.-case	"
硝磺	"	5-760	5-759	5-873	"	"	Hydrochloric, 20°, 120 "	"
硝磺	"	14-460	14-422	14,335	"	"	Nitric, 40°, 140 "	"
硝磺	"	34-000	34-000	34-000	"	44 lbs. barrel	Acetic Acid Glacial, 98°, 44 lbs.-tin	U. S. A.
硝磺	"	11-880	11-893	12,179	"	"	Carbolic, 1 cwt.-barrel	Japan
硝磺	"	29-160	29-955	29,372	"	picul	Sodium Hydroxide	G. B.
硝磺	"	10-400	10-400	10-683	"	"	"	U. S. A.
硝磺	"	9-360	9-360	10,900	"	"	"	"
硝磺	"	0-230	0-230	0-230	"	ounce	Ammonia Water, 88°	"
硝磺	"	15-000	16,000	16,000	"	picul	Inorganic Compounds	"
硝磺	"	5-400	5-400	5-373	"	100 lbs.	Sal. Armoniac	Germany
硝磺	"	5-800	5-750	5-900	"	"	Ammonia Sulphate of	Japan
硝磺	"	2-880	2-834	3-009	"	cwt.	Bleaching Powder	"
硝磺	"	25-200	25-239	27-223	"	"	Talc Powder	Germany
硝磺	"	13-500	13-500	13-430	"	picul	Potassium Bichromate	"
硝磺	"	12-000	12-000	12-000	"	picul	Chlorate, 1 cwt.-barrel	Japan
硝磺	"	5-760	5-769	6-089	"	cwt.	Sodium Bicarbonate, white	Germany
硝磺	"	4-800	4-750	5-200	"	picul	"	G. B.
硝磺	"	6-122	6-129	6,438	"	100 lbs.	Carbonate	Germany
硝磺	"	7-920	7-932	7-883	"	picul	Thio-Sulphate, 1 cwt.-barrel	"
硝磺	"	0-038	0-043	0-041	"	ounce	Nitrate	Japan
硝磺	"	0-048	0-048	0-048	"	"	Silicate	Germany
硝磺	"	3-600	3-600	4-200	"	"	"	Japan
硝磺	"	27-350	27-402	27-223	"	2 cwt.	Sulphide, 120 lbs.-case	"
硝磺	"	7-830	7-990	8-000	"	case	Zinc Oxide Powder	"
硝磺	"	6-200	6-200	6-333	"	"	Organic Compounds	Java
硝磺	"	3-600	3-600	3-530	"	ounce	Alcohol, M. S.	"
硝磺	"	1-068	1-010	1-007	"	ounce	Yek Hua Trading Co.	"
硝磺	"	1-044	1-046	1-132	"	ounce	Fluor Sulphuric	G. B., U. S. A., Germany
硝磺	"	12-240	12-619	13-301	"	case	Chloroform, Pure	"
硝磺	"	0-320	0-320	0-320	"	"	Iodoform	"
硝磺	"	9-875	10-000	10-623	"	case	Glycerine	U. S. A.
硝磺	"	1-332	1-334	1-628	"	ounce	Naphthalene Ball, 1 cwt.-case	Germany
硝磺	"	3-090	3-245	3-439	"	ounce	Quinine Sulphate	G. B., U. S. A., Germany
硝磺	"	2-268	2-271	2-507	"	ounce	Saccharin	"
硝磺	"	34-000	37-000	37-000	"	picul	Salol	"
硝磺	"	1-008	1-010	1-182	"	ounce	Santonin	"
硝磺	"	16-565	16-584	17-701	"	dozen	Strychnine Nitrate	Germany
硝磺	"	8-640	8-640	8-640	"	"	Patent Household Medicines	G. B., U. S. A., Germany
硝磺	"	10-800	10-817	10-746	"	"	Patent, Plain	U. S. A.
硝磺	"	16-848	16-874	17-532	"	"	Willow's Pink Pills	Germany
硝磺	"	24-588	24-588	26-591	"	"	De Witt Kidney & Bladder Pills L/S	G. B.
硝磺	"				"	"	Scott's Emulsion, large size	"
硝磺	"				"	"	C. L. O. Malted extract, Kepler's, large size	"

上海洋貨市場售價 (續)
WHOLESALE PRICES OF FOREIGN GOODS AT SHANGHAI (Contd.)

貨物花色	單位	躉售市價 (規元)						平均 (規元) Average \$/hat(£r)	UNIT	DESCRIPTION OF GOODS
		Wholesale Prices (\$/hat(£r))								
		四月 April	五月 May	六月 June	六月 June	六月 June	六月 June			
藥料家用類									Chemicals & Preparations Thereof (contd.)	
山得爾藥水	打	6.850	7.572	8.139	16.835	15.669	7.550	dozen	Patent Household Medicines	
山得爾藥水	打	15.120	15.143	16.835	15.669	15.669	15.669	dozen	Santal Henry	
山得爾藥水	打	5.040	5.048	7.532	5.870	5.870	5.870	dozen	Midy	
山得爾藥水	打	20.335	20.335	29.372	23.337	23.337	23.337	dozen	Aspirin Tablets, "Bayer"	
山得爾藥水	打	2.952	2.952	3.331	3.086	3.086	3.086	dozen	Guaiacoe	
山得爾藥水	打	2.952	2.952	3.331	3.086	3.086	3.086	dozen	William's Pinkettes	
山得爾藥水	打	2.952	2.952	3.331	3.086	3.086	3.086	dozen	Baby Own Tablet	
山得爾藥水	打	0.360	0.372	0.384	0.372	0.372	0.372	dozen	Janin	
山得爾藥水	打	2.592	2.595	3.081	2.756	2.756	2.756	dozen	Patent Injections	
山得爾藥水	打	2.592	2.595	3.081	2.756	2.756	2.756	dozen	Diphtheri Antitoxin, 3,000 units	
山得爾藥水	打	4.680	2.756	2.687	2.697	2.697	2.697	dozen	Gonococcus Vaccine, 4x1 c.c.	
山得爾藥水	打	0.720	0.721	0.957	0.957	0.957	0.957	dozen	Amoules Angiolymphe, 6x8 c.c.	
山得爾藥水	打	0.451	0.454	0.673	0.673	0.673	0.673	dozen	Mumadin, 12'S	
山得爾藥水	打	5.050	5.050	5.050	5.050	5.050	5.050	dozen	Neosarsobenzol	
山得爾藥水	打	7.930	7.930	8.000	7.997	7.997	7.997	dozen	Toilet Articles	
山得爾藥水	打	6.020	6.020	6.420	6.420	6.420	6.420	dozen	Florida Water, Murry & Lanman, large	
山得爾藥水	打	8.000	8.000	8.000	8.000	8.000	8.000	dozen	162 Ess-Oriza Perfume	
山得爾藥水	打	4.200	4.100	4.125	4.208	4.208	4.208	dozen	Extract Sandal, Central China Import Co., Ltd.	
山得爾藥水	打	5.410	5.600	5.575	5.612	5.612	5.612	dozen	Face Cream, Harzeline	
山得爾藥水	打	3.650	3.650	3.650	3.650	3.650	3.650	dozen	Pond's, large size	
山得爾藥水	打	1.850	1.900	2.025	1.925	1.925	1.925	dozen	Powder, Mes Yeh	
山得爾藥水	打	4.500	4.500	4.500	4.500	4.500	4.500	dozen	Santal, Harvie Cooke Co., large size	
山得爾藥水	打	5.500	5.500	5.500	5.500	5.500	5.500	dozen	Talc	
山得爾藥水	打	6.420	6.420	6.420	6.420	6.420	6.420	dozen	Rouge, J. E. Atkinson	
山得爾藥水	打	12.000	12.000	12.000	12.167	12.167	12.167	dozen	Glycerine, Colgate, 2 oz.	
山得爾藥水	打	1.800	1.800	1.800	1.800	1.800	1.800	dozen	Tooth Powder, Colgate	
山得爾藥水	打	4.210	4.210	4.210	4.210	4.210	4.210	dozen	Sosodon, glass bottle, Hall & Ruckel, U. S. A.	
山得爾藥水	打	12.000	12.000	12.000	12.167	12.167	12.167	dozen	Pate Chardonnay, Pepermint	
山得爾藥水	打	13.500	13.710	14.375	13.875	13.875	13.875	dozen	Ribbon Deodorant, Colgate & Co.	
山得爾藥水	打	1.800	1.800	1.800	1.800	1.800	1.800	dozen	Hair Lotion, 7970 Pandora	
山得爾藥水	打	33.132	31.171	35.954	31.856	31.856	31.856	dozen	Vaseline, White Rose	
山得爾藥水	打	18.216	18.244	18.244	18.243	18.243	18.243	dozen	7850 White Rose	
山得爾藥水	打	2.161	2.271	2.579	2.337	2.337	2.337	dozen	Matches	
山得爾藥水	打	2.138	2.142	2.543	2.274	2.274	2.274	dozen	Phoenix Brand	
山得爾藥水	打	1.764	1.767	2.113	1.881	1.881	1.881	dozen	Other Kinds	
山得爾藥水	打							dozen	Eastman Portrait Film Far Speed, 41x61, U. S. A.	
山得爾藥水	打							roll	Azo Paper, 20" x 10 ft. Kodak	

33	佛手園	6.973	6.963	33	Painted Buddha	33	33	33	33
33	六磅	6.250	6.450	33	6 lbs. 7 Children	33	33	33	33
33	天輪園	8.325	7.850	33	Painted	33	33	33	33
33	佛手園	2.775	2.769	33	Shirtings & Sheetings	33	33	33	33
33	寶壽	4.665	4.835	33	Grey 3 1/2 lbs. Pao Jui	33	33	33	33
33	元芳三弟	4.368	4.713	33	Blue 3 Students	33	33	33	33
33	元芳二弟	7.680	8.050	33	7 lbs. Blue 3 Students	33	33	33	33
33	元芳二弟	8.045	8.225	33	Parrot	33	33	33	33
33	元芳二弟	6.370	6.455	33	9 1/2 lbs. Gardener	33	33	33	33
33	元芳二弟	8.535	8.410	33	10 lbs. Pig Head	33	33	33	33
33	元芳二弟	6.163	6.263	33	Adept	33	33	33	33
33	元芳二弟	8.515	8.300	33	Magic	33	33	33	33
33	元芳二弟	7.915	8.118	33	Precious Carriage	33	33	33	33
33	元芳二弟	7.923	8.130	33	10 1/2 lbs. 18 Boys	33	33	33	33
33	元芳二弟	8.840	8.674	33	11 lbs. Girls & Waterfall, Kung Ping	33	33	33	33
33	元芳二弟	9.100	9.066	33	Girls & Wall	33	33	33	33
33	元芳二弟	9.590	9.000	33	2 Women & Frog	33	33	33	33
33	元芳二弟	8.200	8.213	33	11 1/2 lbs. 18 Students	33	33	33	33
33	元芳二弟	8.790	8.485	33	2 Women & Frog	33	33	33	33
33	元芳二弟	7.518	7.460	33	2 Women & Frog	33	33	33	33
33	元芳二弟	7.575	7.513	33	11 1/2 lbs. 18 Students	33	33	33	33
33	元芳二弟	7.575	7.513	33	Saint Child	33	33	33	33
33	元芳二弟	8.200	8.213	33	12 lbs. Girl & Waterfall, Kung Ping	33	33	33	33
33	元芳二弟	9.020	8.693	33	Admiral Brass Figures, Kung Ping, G. B.	33	33	33	33
33	元芳二弟	7.518	7.460	33	Women & Frog, Kung Ping, G. B.	33	33	33	33
33	元芳二弟	7.575	7.513	33	Women & Frog, Kung Ping, G. B.	33	33	33	33
33	元芳二弟	7.575	7.513	33	Blue 3 "Sing"	33	33	33	33
33	元芳二弟	10.463	10.240	33	12 1/2 lbs. Merchant	33	33	33	33
33	元芳二弟	9.923	9.750	33	4 Sister	33	33	33	33
33	元芳二弟	8.793	8.252	33	13 lbs. Girl & Waterfall, Kung Ping	33	33	33	33
33	元芳二弟	11.003	10.788	33	6 Women & Frog	33	33	33	33
33	元芳二弟	8.363	8.800	33	Moon & Swan	33	33	33	33
33	元芳二弟	11.163	10.335	33	13 1/2 lbs. 5 Sisters	33	33	33	33
33	元芳二弟	10.889	10.152	33	9 Frog	33	33	33	33
33	元芳二弟	9.923	9.433	33	14 lbs. Girls & Waterfall, Kung Ping	33	33	33	33
33	元芳二弟	12.040	11.318	33	8 Women & Frog	33	33	33	33
33	元芳二弟	8.525	8.775	33	Sing Hao Soldier	33	33	33	33
33	元芳二弟	12.065	11.403	33	Shirting, Grey, 14 lbs. Sing Song Soldier Man, Yuen Fong, G. B.	33	33	33	33
33	元芳二弟	11.393	10.850	33	3 Soldiers	33	33	33	33
33	元芳二弟	8.425	8.750	33	3 Soldiers	33	33	33	33
33	元芳二弟	9.818	9.625	33	15 lbs. Girls & Waterfall	33	33	33	33
33	元芳二弟	13.328	12.063	33	White, 35" x 40yds. Blue House	33	33	33	33
33	元芳二弟	6.915	6.820	33	White, 35" x 40yds. Blue House	33	33	33	33
33	元芳二弟	6.865	6.814	33	Light House	33	33	33	33
33	元芳二弟	7.250	7.250	33	36" x 40yds. 3 Rabbits	33	33	33	33
33	元芳二弟	10.345	9.969	33	Marriage	33	33	33	33

(1) Quoted From Finance and Commerce in the North China Daily News.

(1) 羅蘭字林西報商業新聞

上海洋貨市價 (續)
WHOLESALE PRICES OF FOREIGN GOODS AT SHANGHAI (Contd.)

貨物花色	單位	躉售市價 (萬元)			平均 (萬元)	UNIT	DESCRIPTION OF GOODS
		Wholesale Prices (\$'hai/100)					
		四月	五月	六月			
棉及棉製品類 (續)							
棉布 長四十二碼寬卅五吋元芳牌圖 (美)	疋	10.398	10.110	10.350	10.286	piece	Shirtings & Sheetings Shirting, White, 35" X 42yds., Bicycle Merchant
" 長四十二碼寬卅五吋元芳牌圖 (日)	"	10.779	10.311	10.835	10.642	"	"
" 長四十二碼寬卅五吋元芳牌圖 (德)	"	11.043	9.755	11.545	10.775	"	"
" 長四十二碼寬卅五吋元芳牌圖 (英)	"	11.493	11.662	11.843	11.644	"	"
" 長四十二碼寬卅五吋元芳牌圖 (法)	"	11.563	11.284	11.583	11.477	"	"
" 長四十二碼寬卅五吋元芳牌圖 (意)	"	12.667	11.424	12.460	12.184	"	"
" 長四十二碼寬卅五吋元芳牌圖 (俄)	"	9.238	9.245	9.625	9.363	"	"
" 長四十二碼寬卅五吋元芳牌圖 (日)	"	9.625	9.655	10.075	9.975	"	"
" 長四十二碼寬卅五吋元芳牌圖 (美)	"	11.706	11.405	11.725	11.612	"	"
" 長四十二碼寬卅五吋元芳牌圖 (德)	"	8.543	8.550	8.950	8.651	"	"
" 長四十二碼寬卅五吋元芳牌圖 (英)	"	8.475	8.460	8.775	8.450	"	"
" 長四十二碼寬卅五吋元芳牌圖 (法)	"	0.675	0.653	0.688	0.659	yard	Cotton Canvas, White, 36" X 54 1/2 yds., Alex Rose & Co., G. B.
" 長四十二碼寬卅五吋元芳牌圖 (意)	"	0.615	0.623	0.631	0.627	"	"
" 長四十二碼寬卅五吋元芳牌圖 (俄)	"	3.683	3.788	3.925	3.800	piece	Shirtings, Dyed, 28" X 30yds., 2 Boys & Deer
" 長四十二碼寬卅五吋元芳牌圖 (日)	"	3.663	3.775	3.923	3.788	"	"
" 長四十二碼寬卅五吋元芳牌圖 (德)	"	0.240	0.240	0.250	0.247	yard	Printed
" 長四十二碼寬卅五吋元芳牌圖 (英)	"	4.225	4.225	4.250	4.231	piece	John D. Hutchison & Co., G. B.
" 長四十二碼寬卅五吋元芳牌圖 (法)	"	4.025	3.950	3.850	3.912	"	"
" 長四十二碼寬卅五吋元芳牌圖 (意)	"	4.075	3.925	3.850	3.950	"	"
" 長四十二碼寬卅五吋元芳牌圖 (俄)	"	0.240	0.250	0.250	0.247	yard	2 Boys & Deer
" 長四十二碼寬卅五吋元芳牌圖 (日)	"	0.223	0.230	0.285	0.213	"	"
" 長四十二碼寬卅五吋元芳牌圖 (德)	"	0.218	0.220	0.285	0.208	"	"
" 長四十二碼寬卅五吋元芳牌圖 (英)	"	0.925	0.925	0.925	0.925	piece	Mixing
" 長四十二碼寬卅五吋元芳牌圖 (法)	"	0.235	0.235	0.235	0.235	yard	28" X 30 yds.
" 長四十二碼寬卅五吋元芳牌圖 (意)	"	0.235	0.235	0.235	0.235	"	"
" 長四十二碼寬卅五吋元芳牌圖 (俄)	"	2.200	2.200	2.250	2.217	piece	Lawns, Brocades, etc.
" 長四十二碼寬卅五吋元芳牌圖 (日)	"	1.650	1.600	1.650	1.633	"	"
" 長四十二碼寬卅五吋元芳牌圖 (德)	"	15.469	15.107	15.288	15.288	"	"
" 長四十二碼寬卅五吋元芳牌圖 (英)	"	11.210	11.125	11.395	11.395	"	"
" 長四十二碼寬卅五吋元芳牌圖 (法)	"	10.480	10.000	10.475	10.368	"	"
" 長四十二碼寬卅五吋元芳牌圖 (意)	"	8.510	8.400	8.590	8.443	"	"
" 長四十二碼寬卅五吋元芳牌圖 (俄)	"	8.485	8.400	8.500	8.425	"	"
" 長四十二碼寬卅五吋元芳牌圖 (日)	"	16.000	15.000	15.000	15.333	"	"
" 長四十二碼寬卅五吋元芳牌圖 (德)	"	9.250	9.250	9.400	9.300	"	"
" 長四十二碼寬卅五吋元芳牌圖 (英)	"	8.150	8.225	8.150	8.150	"	"
" 長四十二碼寬卅五吋元芳牌圖 (法)	"	0.310	0.335	0.345	0.350	yard	Cotton Brocades, 28" X 30yds., Bradley & Co., G. B.
" 長四十二碼寬卅五吋元芳牌圖 (意)	"	3.000	2.988	3.200	3.063	piece	"
" 長四十二碼寬卅五吋元芳牌圖 (俄)	"	3.500	3.500	3.550	3.517	"	"
" 長四十二碼寬卅五吋元芳牌圖 (日)	"	0.295	0.295	0.295	0.295	"	"
" 長四十二碼寬卅五吋元芳牌圖 (德)	"	0.350	0.350	0.350	0.350	yard	Printed
" 長四十二碼寬卅五吋元芳牌圖 (英)	"	0.350	0.350	0.350	0.350	"	"
" 長四十二碼寬卅五吋元芳牌圖 (法)	"	0.350	0.350	0.350	0.350	"	"
" 長四十二碼寬卅五吋元芳牌圖 (意)	"	0.350	0.350	0.350	0.350	"	"
" 長四十二碼寬卅五吋元芳牌圖 (俄)	"	0.350	0.350	0.350	0.350	"	"

上海洋貨市價 (續)
WHOLESALE PRICES OF FOREIGN GOODS AT SHANGHAI (Contd.)

貨物花色	單位	躉售市價 (每元)					平均 (現元)	UNIT	DESCRIPTION OF GOODS
		四月	五月	六月	六月	Average			
		April	May	June	June	Shanghai			
毛及毛製品類 (續)									
精梳									
雙子羽紗	長	寬五十八吋	公平	不	不	不	碼	Alpacas Mohair Cord, 28" X 30yds., Probst Hanbury & Co. G. B.	
雙光	33	35	35	35	35	35	35	W. & C. Alpacas, Art Silk Striped, 28" X 30yds. John. D.	
金山	33	35	35	35	35	35	35	Alpacas, Black, 56" X 50.55yds. China, Fong Hutchison & Co. "	
生毛	33	35	35	35	35	35	35	Worsted Twills, Grey, 56" wide, Carlowitz & Co. Germany	
精梳									
黑	33	35	35	35	35	35	35	Serge, Black & Blue Black, 56" wide, Whelan & Sons, Ltd. G. B.	
黑	33	35	35	35	35	35	35	Serge, Black & Blue Black, 56" wide, 1339 Bradley & Co. "	
黑	33	35	35	35	35	35	35	Reiss, Massey & Co. "	
黑	33	35	35	35	35	35	35	7630 Compagnie Optery, France	
黑	33	35	35	35	35	35	35	H. Merecki "	
精梳									
雙子花呢	33	35	35	35	35	35	35	Check Fancy Coating "	
雙子色丁	33	35	35	35	35	35	35	Neill Paron & Bros. Co., Germany	
雙子	33	35	35	35	35	35	35	Saeyfats General Import Co., France G. B.	
雙子	33	35	35	35	35	35	35	Fancy Crepe "	
雙子	33	35	35	35	35	35	35	Venetians "	
雙子	33	35	35	35	35	35	35	Venetians, Black, 58" wide, 15339 Whelan & Sons, Ltd., Ed. "	
雙子	33	35	35	35	35	35	35	Arnhoid & Co., Ltd. "	
雙子	33	35	35	35	35	35	35	Compagnie Optery, France G. B.	
雙子	33	35	35	35	35	35	35	1334 Bradley & Co. "	
雙子	33	35	35	35	35	35	35	Ewo "	
雙子	33	35	35	35	35	35	35	Garhardings, 58" wide, Bradley & Co. "	
雙子	33	35	35	35	35	35	35	Probst Hanbury & Co. "	
雙子	33	35	35	35	35	35	35	Bradley & Co. "	
雙子	33	35	35	35	35	35	35	Colored "	
雙子	33	35	35	35	35	35	35	Vicunas, Meltons, etc. "	
雙子	33	35	35	35	35	35	35	Vicunas, Blue & Black, 58" wide, Carlowitz & Co., Germany	
雙子	33	35	35	35	35	35	35	Other Kind "	
雙子	33	35	35	35	35	35	35	Worsted Blankets, white, 3lbs. Shirroff Son & Co., Germany	
雙子	33	35	35	35	35	35	35	with silk border, Albers & Co., Ltd. G. B.	
雙子	33	35	35	35	35	35	35	Harvie Cooke & Co. "	
雙子	33	35	35	35	35	35	35	Tiger Rugs, 48" X 72", Loxley & Co., W. R. "	
雙子	33	35	35	35	35	35	35	Rugs, 2nd. grade Harvie Cooke & Co. "	
雙子	33	35	35	35	35	35	35	Waterproof Cloth, Cassimers, 58" / 60" Probst Hanbury & Co. "	
雙子	33	35	35	35	35	35	35	Neill Paron & Bros. Co., Germany	
雙子	33	35	35	35	35	35	35	worsted, 2nd grade, 58" / 60" Reiss, Massey & Co., G. B.	
絲及絲製品類									
人造絲									
孔士	雙	33	35	35	35	35	35	Artificial Silk Yarn	
孔士	雙	33	35	35	35	35	35	Runst & Albers Germany ...	

Commodity	Unit	175-500	115-750	117-500	116-250	Origin
天祐 新魚牌	担	175-500	115-750	117-500	116-250	Italy
八寶牌	担	132-500	111-250	136-250	133-333	Italy
鐵線	担	3-250	3-350	3-450	3-550	yard
長梅運南五碼	碼	3-050	2-950	2-850	2-850	Satin Liberty, 31" X 30 3/8yds. Siber Hegner & Co., Switzerland
廣運(北青)次青(北)廣運	碼	0-645	0-635	0-650	0-643	France
廣運(北青)次青(北)廣運	碼	0-615	0-600	0-615	0-610	Compagnie Pabloy
廣運(北青)次青(北)廣運	碼	0-515	0-515	0-535	0-518	Japan
廣運(北青)次青(北)廣運	碼	1-700	1-800	1-950	1-817	Crape, Poplin, etc.
廣運(北青)次青(北)廣運	碼	1-800	1-800	2-075	1-877	Silk Crape de Chine, 27" X 35yds., Watanbe & Co.
廣運(北青)次青(北)廣運	碼	3-450	3-600	3-675	3-675	Silk & Wool Poplin, 31" X 30 3/8yds., Cambefort & Co., E., France
廣運(北青)次青(北)廣運	碼	2-950	2-850	2-900	2-900	Elastic Webbing
廣運(北青)次青(北)廣運	碼	8-000	8-125	8-500	8-200	1/4 wide
廣運(北青)次青(北)廣運	碼	19-225	19-350	19-500	19-350	Germany
廣運(北青)次青(北)廣運	碼	17-550	18-125	18-000	18-125	Germany
廣運(北青)次青(北)廣運	碼	17-575	17-800	18-125	17-833	Germany
廣運(北青)次青(北)廣運	碼	15-225	15-275	15-750	15-417	Germany
廣運(北青)次青(北)廣運	碼	14-750	14-950	15-375	15-025	Germany
廣運(北青)次青(北)廣運	碼	10-825	10-750	11-050	10-875	Germany
廣運(北青)次青(北)廣運	碼	13-075	13-775	14-125	13-858	Germany
廣運(北青)次青(北)廣運	碼	10-350	10-675	11-125	10-785	Germany
廣運(北青)次青(北)廣運	碼	10-575	10-575	10-875	10-675	Germany
廣運(北青)次青(北)廣運	碼	9-950	11-000	10-375	10-425	Germany
廣運(北青)次青(北)廣運	碼	9-950	10-100	10-375	10-443	Germany
廣運(北青)次青(北)廣運	碼	8-275	8-275	8-625	8-392	Germany
廣運(北青)次青(北)廣運	碼	10-950	10-900	11-250	11-033	Germany
廣運(北青)次青(北)廣運	碼	10-850	10-850	10-850	10-892	Germany
廣運(北青)次青(北)廣運	碼	10-575	10-500	10-875	10-875	Germany
廣運(北青)次青(北)廣運	碼	9-050	9-000	9-350	9-133	Germany
廣運(北青)次青(北)廣運	碼	10-375	10-375	10-675	10-458	Germany
廣運(北青)次青(北)廣運	碼	10-375	10-600	10-625	10-292	Germany
廣運(北青)次青(北)廣運	碼	10-475	10-500	10-800	10-800	Germany
廣運(北青)次青(北)廣運	碼	10-650	10-700	10-900	10-825	Germany
廣運(北青)次青(北)廣運	碼	7-425	7-575	7-875	7-625	Germany
廣運(北青)次青(北)廣運	碼	7-000	7-000	7-375	7-125	Germany

Coals and Charcoals

煤炭類

Metals and Metal Products

金屬及其製品類

Iron, Steel and their Products, Ungalvanized
 Bamboo Steel
 Belgium

各種鋼鐵及製品
 竹節鋼
 (北)

上海洋貨 貨 價 市 售 市 價 (續)
WHOLESALE PRICES OF FOREIGN GOODS AT SHANGHAI (Contd.)

貨 物 花 色	單 位	躉 售 市 價 (規元)					平 均 Average (Shat/ta)	UNIT	DESCRIPTION OF GOODS
		Wholesale Prices (Shat/ta)							
		四 月 April	五 月 May	六 月 June	Average				
金 屬 及 其 製 品 類 (續)									
承 辦 鋼 鐵 及 鋼 品									
鋼 條	磅	0.105	0.110	0.125	0.113	0.113	ton	Iron, Steel and their Products, Ungeinvalized	
鋼 條	磅	0.205	0.210	0.230	0.217	0.217	ton	Flat Bars, 1" x 1/2" thick	
鋼 條	磅	0.305	0.310	0.330	0.317	0.317	ton	Flat Bars, 1 1/2" x 1/2" thick	
鋼 條	磅	0.405	0.410	0.430	0.417	0.417	ton	Flat Bars, 2" x 1/2" thick	
鋼 條	磅	0.505	0.510	0.530	0.517	0.517	ton	Flat Bars, 2 1/2" x 1/2" thick	
鋼 條	磅	0.605	0.610	0.630	0.617	0.617	ton	Flat Bars, 3" x 1/2" thick	
鋼 條	磅	0.705	0.710	0.730	0.717	0.717	ton	Flat Bars, 3 1/2" x 1/2" thick	
鋼 條	磅	0.805	0.810	0.830	0.817	0.817	ton	Flat Bars, 4" x 1/2" thick	
鋼 條	磅	0.905	0.910	0.930	0.917	0.917	ton	Flat Bars, 4 1/2" x 1/2" thick	
鋼 條	磅	1.005	1.010	1.030	1.017	1.017	ton	Flat Bars, 5" x 1/2" thick	
鋼 條	磅	1.105	1.110	1.130	1.117	1.117	ton	Flat Bars, 5 1/2" x 1/2" thick	
鋼 條	磅	1.205	1.210	1.230	1.217	1.217	ton	Flat Bars, 6" x 1/2" thick	
鋼 條	磅	1.305	1.310	1.330	1.317	1.317	ton	Flat Bars, 6 1/2" x 1/2" thick	
鋼 條	磅	1.405	1.410	1.430	1.417	1.417	ton	Flat Bars, 7" x 1/2" thick	
鋼 條	磅	1.505	1.510	1.530	1.517	1.517	ton	Flat Bars, 7 1/2" x 1/2" thick	
鋼 條	磅	1.605	1.610	1.630	1.617	1.617	ton	Flat Bars, 8" x 1/2" thick	
鋼 條	磅	1.705	1.710	1.730	1.717	1.717	ton	Flat Bars, 8 1/2" x 1/2" thick	
鋼 條	磅	1.805	1.810	1.830	1.817	1.817	ton	Flat Bars, 9" x 1/2" thick	
鋼 條	磅	1.905	1.910	1.930	1.917	1.917	ton	Flat Bars, 9 1/2" x 1/2" thick	
鋼 條	磅	2.005	2.010	2.030	2.017	2.017	ton	Flat Bars, 10" x 1/2" thick	
鋼 條	磅	2.105	2.110	2.130	2.117	2.117	ton	Flat Bars, 10 1/2" x 1/2" thick	
鋼 條	磅	2.205	2.210	2.230	2.217	2.217	ton	Flat Bars, 11" x 1/2" thick	
鋼 條	磅	2.305	2.310	2.330	2.317	2.317	ton	Flat Bars, 11 1/2" x 1/2" thick	
鋼 條	磅	2.405	2.410	2.430	2.417	2.417	ton	Flat Bars, 12" x 1/2" thick	
鋼 條	磅	2.505	2.510	2.530	2.517	2.517	ton	Flat Bars, 12 1/2" x 1/2" thick	
鋼 條	磅	2.605	2.610	2.630	2.617	2.617	ton	Flat Bars, 13" x 1/2" thick	
鋼 條	磅	2.705	2.710	2.730	2.717	2.717	ton	Flat Bars, 13 1/2" x 1/2" thick	
鋼 條	磅	2.805	2.810	2.830	2.817	2.817	ton	Flat Bars, 14" x 1/2" thick	
鋼 條	磅	2.905	2.910	2.930	2.917	2.917	ton	Flat Bars, 14 1/2" x 1/2" thick	
鋼 條	磅	3.005	3.010	3.030	3.017	3.017	ton	Flat Bars, 15" x 1/2" thick	
鋼 條	磅	3.105	3.110	3.130	3.117	3.117	ton	Flat Bars, 15 1/2" x 1/2" thick	
鋼 條	磅	3.205	3.210	3.230	3.217	3.217	ton	Flat Bars, 16" x 1/2" thick	
鋼 條	磅	3.305	3.310	3.330	3.317	3.317	ton	Flat Bars, 16 1/2" x 1/2" thick	
鋼 條	磅	3.405	3.410	3.430	3.417	3.417	ton	Flat Bars, 17" x 1/2" thick	
鋼 條	磅	3.505	3.510	3.530	3.517	3.517	ton	Flat Bars, 17 1/2" x 1/2" thick	
鋼 條	磅	3.605	3.610	3.630	3.617	3.617	ton	Flat Bars, 18" x 1/2" thick	
鋼 條	磅	3.705	3.710	3.730	3.717	3.717	ton	Flat Bars, 18 1/2" x 1/2" thick	
鋼 條	磅	3.805	3.810	3.830	3.817	3.817	ton	Flat Bars, 19" x 1/2" thick	
鋼 條	磅	3.905	3.910	3.930	3.917	3.917	ton	Flat Bars, 19 1/2" x 1/2" thick	
鋼 條	磅	4.005	4.010	4.030	4.017	4.017	ton	Flat Bars, 20" x 1/2" thick	
鋼 條	磅	4.105	4.110	4.130	4.117	4.117	ton	Flat Bars, 20 1/2" x 1/2" thick	
鋼 條	磅	4.205	4.210	4.230	4.217	4.217	ton	Flat Bars, 21" x 1/2" thick	
鋼 條	磅	4.305	4.310	4.330	4.317	4.317	ton	Flat Bars, 21 1/2" x 1/2" thick	
鋼 條	磅	4.405	4.410	4.430	4.417	4.417	ton	Flat Bars, 22" x 1/2" thick	
鋼 條	磅	4.505	4.510	4.530	4.517	4.517	ton	Flat Bars, 22 1/2" x 1/2" thick	
鋼 條	磅	4.605	4.610	4.630	4.617	4.617	ton	Flat Bars, 23" x 1/2" thick	
鋼 條	磅	4.705	4.710	4.730	4.717	4.717	ton	Flat Bars, 23 1/2" x 1/2" thick	
鋼 條	磅	4.805	4.810	4.830	4.817	4.817	ton	Flat Bars, 24" x 1/2" thick	
鋼 條	磅	4.905	4.910	4.930	4.917	4.917	ton	Flat Bars, 24 1/2" x 1/2" thick	
鋼 條	磅	5.005	5.010	5.030	5.017	5.017	ton	Flat Bars, 25" x 1/2" thick	
鋼 條	磅	5.105	5.110	5.130	5.117	5.117	ton	Flat Bars, 25 1/2" x 1/2" thick	
鋼 條	磅	5.205	5.210	5.230	5.217	5.217	ton	Flat Bars, 26" x 1/2" thick	
鋼 條	磅	5.305	5.310	5.330	5.317	5.317	ton	Flat Bars, 26 1/2" x 1/2" thick	
鋼 條	磅	5.405	5.410	5.430	5.417	5.417	ton	Flat Bars, 27" x 1/2" thick	
鋼 條	磅	5.505	5.510	5.530	5.517	5.517	ton	Flat Bars, 27 1/2" x 1/2" thick	
鋼 條	磅	5.605	5.610	5.630	5.617	5.617	ton	Flat Bars, 28" x 1/2" thick	
鋼 條	磅	5.705	5.710	5.730	5.717	5.717	ton	Flat Bars, 28 1/2" x 1/2" thick	
鋼 條	磅	5.805	5.810	5.830	5.817	5.817	ton	Flat Bars, 29" x 1/2" thick	
鋼 條	磅	5.905	5.910	5.930	5.917	5.917	ton	Flat Bars, 29 1/2" x 1/2" thick	
鋼 條	磅	6.005	6.010	6.030	6.017	6.017	ton	Flat Bars, 30" x 1/2" thick	
鋼 條	磅	6.105	6.110	6.130	6.117	6.117	ton	Flat Bars, 30 1/2" x 1/2" thick	
鋼 條	磅	6.205	6.210	6.230	6.217	6.217	ton	Flat Bars, 31" x 1/2" thick	
鋼 條	磅	6.305	6.310	6.330	6.317	6.317	ton	Flat Bars, 31 1/2" x 1/2" thick	
鋼 條	磅	6.405	6.410	6.430	6.417	6.417	ton	Flat Bars, 32" x 1/2" thick	
鋼 條	磅	6.505	6.510	6.530	6.517	6.517	ton	Flat Bars, 32 1/2" x 1/2" thick	
鋼 條	磅	6.605	6.610	6.630	6.617	6.617	ton	Flat Bars, 33" x 1/2" thick	
鋼 條	磅	6.705	6.710	6.730	6.717	6.717	ton	Flat Bars, 33 1/2" x 1/2" thick	
鋼 條	磅	6.805	6.810	6.830	6.817	6.817	ton	Flat Bars, 34" x 1/2" thick	
鋼 條	磅	6.905	6.910	6.930	6.917	6.917	ton	Flat Bars, 34 1/2" x 1/2" thick	
鋼 條	磅	7.005	7.010	7.030	7.017	7.017	ton	Flat Bars, 35" x 1/2" thick	
鋼 條	磅	7.105	7.110	7.130	7.117	7.117	ton	Flat Bars, 35 1/2" x 1/2" thick	
鋼 條	磅	7.205	7.210	7.230	7.217	7.217	ton	Flat Bars, 36" x 1/2" thick	
鋼 條	磅	7.305	7.310	7.330	7.317	7.317	ton	Flat Bars, 36 1/2" x 1/2" thick	
鋼 條	磅	7.405	7.410	7.430	7.417	7.417	ton	Flat Bars, 37" x 1/2" thick	
鋼 條	磅	7.505	7.510	7.530	7.517	7.517	ton	Flat Bars, 37 1/2" x 1/2" thick	
鋼 條	磅	7.605	7.610	7.630	7.617	7.617	ton	Flat Bars, 38" x 1/2" thick	
鋼 條	磅	7.705	7.710	7.730	7.717	7.717	ton	Flat Bars, 38 1/2" x 1/2" thick	
鋼 條	磅	7.805	7.810	7.830	7.817	7.817	ton	Flat Bars, 39" x 1/2" thick	
鋼 條	磅	7.905	7.910	7.930	7.917	7.917	ton	Flat Bars, 39 1/2" x 1/2" thick	
鋼 條	磅	8.005	8.010	8.030	8.017	8.017	ton	Flat Bars, 40" x 1/2" thick	
鋼 條	磅	8.105	8.110	8.130	8.117	8.117	ton	Flat Bars, 40 1/2" x 1/2" thick	
鋼 條	磅	8.205	8.210	8.230	8.217	8.217	ton	Flat Bars, 41" x 1/2" thick	
鋼 條	磅	8.305	8.310	8.330	8.317	8.317	ton	Flat Bars, 41 1/2" x 1/2" thick	
鋼 條	磅	8.405	8.410	8.430	8.417	8.417	ton	Flat Bars, 42" x 1/2" thick	
鋼 條	磅	8.505	8.510	8.530	8.517	8.517	ton	Flat Bars, 42 1/2" x 1/2" thick	
鋼 條	磅	8.605	8.610	8.630	8.617	8.617	ton	Flat Bars, 43" x 1/2" thick	
鋼 條	磅	8.705	8.710	8.730	8.717	8.717	ton	Flat Bars, 43 1/2" x 1/2" thick	
鋼 條	磅	8.805	8.810	8.830	8.817	8.817	ton	Flat Bars, 44" x 1/2" thick	
鋼 條	磅	8.905	8.910	8.930	8.917	8.917	ton	Flat Bars, 44 1/2" x 1/2" thick	
鋼 條	磅	9.005	9.010	9.030	9.017	9.017	ton	Flat Bars, 45" x 1/2" thick	
鋼 條	磅	9.105	9.110	9.130	9.117	9.117	ton	Flat Bars, 45 1/2" x 1/2" thick	
鋼 條	磅	9.205	9.210	9.230	9.217	9.217	ton	Flat Bars, 46" x 1/2" thick	
鋼 條	磅	9.305	9.310	9.330	9.317	9.317	ton	Flat Bars, 46 1/2" x 1/2" thick	
鋼 條	磅	9.405	9.410	9.430	9.417	9.417	ton	Flat Bars, 47" x 1/2" thick	
鋼 條	磅	9.505	9.510	9.530	9.517	9.517	ton	Flat Bars, 47 1/2" x 1/2" thick	
鋼 條	磅	9.605	9.610	9.630	9.617	9.617	ton	Flat Bars, 48" x 1/2" thick	
鋼 條	磅	9.705	9.710	9.730	9.717	9.717	ton	Flat Bars, 48 1/2" x 1/2" thick	
鋼 條	磅	9.805	9.810	9.830	9.817	9.817	ton	Flat Bars, 49" x 1/2" thick	
鋼 條	磅	9.905	9.910	9.930	9.917	9.917	ton	Flat Bars, 49 1/2" x 1/2" thick	
鋼 條	磅	10.005	10.010	10.030	10.017	10.017	ton	Flat Bars, 50" x 1/2" thick	
鋼 條	磅	10.105	10.110	10.130	10.117	10.117	ton	Flat Bars, 50 1/2" x 1/2" thick	
鋼 條	磅	10.205	10.210	10.230	10.217	10.217	ton	Flat Bars, 51" x 1/2" thick	
鋼 條	磅	10.305	10.310	10.330	10.317	10.317	ton	Flat Bars, 51 1/2" x 1/2" thick	
鋼 條	磅	10.405	10.410	10.430	10.417	10.417	ton	Flat Bars, 52" x 1/2" thick	
鋼 條	磅	10.505	10.510	10.530	10.517	10.517	ton	Flat Bars, 52 1/2" x 1/2" thick	
鋼 條	磅	10.605	10.610	10.630	10.617	10.617	ton	Flat Bars, 53" x 1/2" thick	
鋼 條	磅	10.705	10.710	10.730	10.717	10.717	ton	Flat Bars, 53 1/2" x 1/2" thick	
鋼 條	磅	10.805	10.810	10.830	10.817	10.817	ton	Flat Bars, 54" x 1/2" thick	
鋼 條	磅	10.905	10.910	10.930	10.917	10.917	ton	Flat Bars, 54 1/2" x 1/2" thick	
鋼 條	磅	11.005	11.010	11.030	11.017	11.017	ton	Flat Bars, 55" x 1/2" thick	
鋼 條	磅	11.105	11.110	11.130	11.117	11.117	ton	Flat Bars, 55 1/2" x 1/2" thick	
鋼 條	磅	11.205	11						

上海洋貨貨壺售市價 (續)
WHOLESALE PRICES OF FOREIGN GOODS AT SHANGHAI (Contd.)

貨物花色	躉價市價 (每元)						平均 (規元)	UNIT	DESCRIPTION OF GOODS	原產地
	April	May	June	Average	Shanghai	Shanghai				
鋼絲繩 (續)										
一吋至八吋	38,250	38,000	40,000	38,750	35,833	40,667	picul	Brass & Brass Products	Japan	
鋼絲繩 (續)										
一吋至八吋	40,000	40,000	42,000	40,667	38,750	40,667	picul	Brass Rods (large & small)	Japan	
鋼絲繩 (續)										
一吋至八吋	40,000	40,000	42,000	40,667	38,750	40,667	picul	Brass Plates, No. 16, 18	Japan	
鋼絲繩 (續)										
一吋至八吋	36,750	36,750	37,000	36,875	35,833	37,000	100 lbs.	Tubes, No. 16, 18	Japan, Germany	
鋼絲繩 (續)										
一吋至八吋	40,000	40,000	42,000	40,667	38,750	40,667	picul	Wire Nails, 3"-1"	Japan	
鋼絲繩 (續)										
一吋至八吋	40,000	40,000	42,000	40,667	38,750	40,667	picul	Wires, No. 1-28	Japan	
鋼絲繩 (續)										
一吋至八吋	13,500	13,625	15,000	14,042	14,042	14,042	picul	Lead & Lead Products	India, G. B.	
鋼絲繩 (續)										
一吋至八吋	18,000	18,000	18,000	18,317	18,317	18,317	picul	Lead Rods, B. M.	Japan	
鋼絲繩 (續)										
一吋至八吋	0,155	0,160	0,170	0,162	0,162	0,162	picul	Sheets, 3 1/2", 4"	Japan	
鋼絲繩 (續)										
一吋至八吋	18,500	19,000	20,500	19,333	19,333	19,333	picul	Zinc & Zinc Products	U. S. A.	
鋼絲繩 (續)										
一吋至八吋	24,000	24,500	24,750	24,417	24,417	24,417	picul	Zinc Spelter	G. B., U. S. A., France	
鋼絲繩 (續)										
一吋至八吋	20,750	20,875	21,500	21,042	21,042	21,042	picul	Thin & Thin Products	Japan	
鋼絲繩 (續)										
一吋至八吋	112,500	107,500	118,500	112,833	112,833	112,833	picul	Nickel & Nickel Products	Singapore	
鋼絲繩 (續)										
一吋至八吋	112,000	113,000	117,500	111,167	111,167	111,167	picul	Nickel	U. S. A.	
鋼絲繩 (續)										
一吋至八吋	93,000	93,000	95,500	93,833	93,833	93,833	picul	Aluminium and Aluminium Products	Japan	
鋼絲繩 (續)										
一吋至八吋	3,400	3,400	3,400	3,400	3,400	3,400	set	Alum. Sheets, No. 38	Japan	
鋼絲繩 (續)										
一吋至八吋	3,500	3,500	3,500	3,500	3,500	3,500	dozen	Alum. Pan, 3 pcs. in set	Japan	
鋼絲繩 (續)										
一吋至八吋	2,450	2,450	2,450	2,450	2,450	2,450	dozen	Rice Boiler, 6" dia.	Japan	
鋼絲繩 (續)										
一吋至八吋	2,450	2,450	2,450	2,450	2,450	2,450	dozen	Rice Boiler, 7"	Japan	
鋼絲繩 (續)										
一吋至八吋	4,500	4,500	4,500	4,500	4,500	4,500	barrel	Earthenware, Chinaware, Enamelledware, Glass, etc.	Hongkong	
鋼絲繩 (續)										
一吋至八吋	3,300	3,300	3,400	3,367	3,367	3,367	barrel	Cement, 400 lbs.-barrel, Chinchow	Japan	
鋼絲繩 (續)										
一吋至八吋	1,100	1,100	1,050	1,083	1,083	1,083	bag	Cement, 133 1/2 lbs.-bag, Boat Brand	Japan	
鋼絲繩 (續)										
一吋至八吋	3,250	3,250	3,250	3,250	3,250	3,250	dozen	China Ware & Sauter, decorated, English Johnson Bros., G. B.	Japan	
鋼絲繩 (續)										
一吋至八吋	16,750	16,750	17,000	16,875	16,875	16,875	dozen	Tea Kettle	Japan	
鋼絲繩 (續)										
一吋至八吋	2,000	2,000	2,000	2,000	2,000	2,000	dozen	Dinner Plate, 7"	Japan	
鋼絲繩 (續)										
一吋至八吋	3,100	3,100	3,200	3,167	3,167	3,167	dozen	Dinner Plate, 8"	Japan	
鋼絲繩 (續)										
一吋至八吋	3,800	3,950	3,950	3,900	3,900	3,900	dozen	Dinner Plate, 9"	Japan	
鋼絲繩 (續)										
一吋至八吋	1,150	1,150	1,200	1,167	1,167	1,167	dozen	White	Japan	
鋼絲繩 (續)										
一吋至八吋	1,350	1,350	1,450	1,383	1,383	1,383	dozen	White	Japan	
鋼絲繩 (續)										
一吋至八吋	1,100	1,100	1,175	1,160	1,160	1,160	dozen	White	Japan	
鋼絲繩 (續)										
一吋至八吋	1,300	1,300	1,375	1,335	1,335	1,335	dozen	White	Japan	

上 海 洋 貨 貨 壺 售 市 價 (續)

上 海 洋 貨 貨 壺 售 市 價 (續)

品名	單位	1930年	1929年	1928年	1927年	1926年	1925年	1924年	1923年	1922年	1921年	1920年	1919年	1918年	1917年	1916年	1915年	1914年	1913年	1912年	1911年	1910年	1909年	1908年	1907年	1906年	1905年	1904年	1903年	1902年	1901年	1900年	
上等	担	3,600	3,600	3,600	3,600	3,600	3,600	3,600	3,600	3,600	3,600	3,600	3,600	3,600	3,600	3,600	3,600	3,600	3,600	3,600	3,600	3,600	3,600	3,600	3,600	3,600	3,600	3,600	3,600	3,600	3,600	3,600	
中	担	2,800	2,800	2,800	2,800	2,800	2,800	2,800	2,800	2,800	2,800	2,800	2,800	2,800	2,800	2,800	2,800	2,800	2,800	2,800	2,800	2,800	2,800	2,800	2,800	2,800	2,800	2,800	2,800	2,800	2,800	2,800	
下	担	2,000	2,000	2,000	2,000	2,000	2,000	2,000	2,000	2,000	2,000	2,000	2,000	2,000	2,000	2,000	2,000	2,000	2,000	2,000	2,000	2,000	2,000	2,000	2,000	2,000	2,000	2,000	2,000	2,000	2,000	2,000	
...

Chemicals and Preparations thereof

Inorganic Compounds	Alum. 1st quality	Wenchow
	Arsenic, white, pure	Hunan
	Red	"
	Gypsum (Calcium Sulphate)	Hankow
	Fluorspar, Granular	"
	Powder	"
	Magnesium Carbonate	"
	Talc Powder	"
	Sodium Carbonate, Cry.	"
	Sulphate	"
Organic Compounds	Carbolic	Kiangsi
Toilet Articles	Florida Water, "Girls Brand", No. 1	"
	"	" 2
	Tooth Powder, Butterfly	"
	Hair Oil, "Girls Brand", No. 2	"
	"	" 3
Matches	Yu Chong	"
	Say Sun (1)	"

Dyes and Pigments

Natural Dyes	Black, Marigold, thin	Kwantung
	Gurdamia	Szechuen
	Nitragal	Kwangtung
	Japan woad	Szechuen
Turmeric	"	"
Artificial Pigments	Lead, Red, AA	Hankow
	Winged Tiger Brand, Shanghai	"
	Tal Yih	"
	White	"
	"Green Double Axes Brand"	"
Iron, Red, 2nd grade, Winged Tiger	"	"
Vermillion, "Jin Tab"	"	"
Natural Pigments	Cinnabar	Hankow
	Hartall	"

化學製成品類

無機化合物	上等	担	3,600
	中	担	2,800
	下	担	2,000
...

染料及顏料類

天然染料	黑	担	3,500
	紅	担	3,500
...

(1) Product of local Japanese factories.

(1) 日本廠出品

上海土貨零售市場價 (續)
WHOLESALE PRICES OF NATIVE GOODS AT SHANGHAI (Contd.)

貨物花色

貨物花色	單位	躉售市價 (規元)			平均 (規元)	UNIT	DESCRIPTION OF GOODS
		四月 April	五月 May	六月 June			
棉紗	包	141-250	142-000	144-500	142-583	Cotton Yarn	
十支	包	141-500	140-375	143-750	141-750	Cotton Yarn, 10'S	
十六支	包	141-500	143-375	141-625	142-156	33 33 33	
二十支	包	161-000	163-375	163-250	163-917	33 33 33	
24支	包	161-000	159-750	161-500	160-750	33 33 33	
28支	包	161-750	164-000	162-250	162-167	33 33 33	
32支	包	162-500	165-000	163-250	163-750	33 33 33	
36支	包	161-500	166-000	163-250	163-250	33 33 33	
40支	包	161-500	166-375	162-750	161-750	33 33 33	
44支	包	161-500	164-000	164-250	164-375	33 33 33	
48支	包	161-500	161-000	162-000	161-500	33 33 33	
52支	包	172-250	175-750	175-250	176-83	33 33 33	
56支	包	175-250	176-375	175-750	175-917	33 33 33	
60支	包	177-500	176-250	176-125	176-625	33 33 33	
64支	包	175-500	176-250	176-250	177-000	33 33 33	
68支	包	175-000	176-250	177-250	177-167	33 33 33	
七十二支	包	231-750	231-750	235-500	233-625	33 33 33	
四十二支 (雙股)	包	229-000	229-000	231-500	232-250	33 33 33	
四十二支 (單股)	包	255-000	256-750	267-000	259-583	33 33 33	
棉織品	碼	0-110	0-121	0-132	0-125	Plaited Goods	
十九支	碼	0-720	0-593	0-573	0-639	Lace, Hand-made, 19 holes	
在港	碼	2-243	1-947	1-953	2-059	Irish Lace	
在港	碼	1-340	1-246	1-200	1-255	Lace, Bed Spread, 291 X 361 Holes, Pootung	
針織品	打	12-000	12-000	12-000	12-000	Knitted Goods	
針織品	打	3-150	3-150	3-150	3-150	Cotton Shirt, Lion Brand	
針織品	打	4-250	4-250	4-250	4-250	Cotton Shirt, Deer Head Brand	
針織品	打	6-000	6-000	6-000	6-000	Monkey Brand 201	
針織品	打	2-400	2-400	2-400	2-400	Stock, Men's	
針織品	打	2-500	2-500	2-500	2-500	Stocking, Men's	
土布	疋	68-000	68-000	68-000	68-000	Nankens, Grey	
土布	疋	102-000	102-000	102-000	102-000	18 chin X 11 1/4 saun	
土布	疋	181-000	181-000	181-000	181-000	52 27 11 33	
土布	疋	144-000	144-000	144-000	144-000	Dyed 33 33 33	
土布	疋	136-000	136-000	136-000	136-000	33 33 33	
土布	疋	138-000	138-000	138-000	138-000	33 33 33	
土布	疋	82-000	82-000	82-000	82-000	Yarn Dyed, 21 33 14 33	
土布	疋	57-000	57-000	57-000	57-000	15 18 13 33	
土布	疋	4-700	4-700	4-700	4-700	Printed 33 33 33	
土布	疋	4-575	4-575	4-575	4-575	Sheetings, Grey	
土布	疋	4-013	4-013	4-013	4-013	11 lbs. Four Louises Sung Sing	
土布	疋	6-900	6-813	6-860	6-854	Two Boys, Yoda Cotton Spinning & Weaving Co., Ltd. (1)	
土布	疋	6-900	6-813	6-860	6-854	Four Louises Sung Sing	
土布	疋	6-900	6-813	6-860	6-854	Crand (1)	

品名	單位	價格	品名	單位	價格	品名	單位	價格																																																																																																		
煤	噸	19.100	Anthracite	ton	19.500	Coals	噸	19.317																																																																																																		
白煤	噸	19.350	Shansi	噸	12.750	Shansi	噸	12.750																																																																																																		
煙煤	噸	12.750	Lai Kiang	噸	12.750	Lai Kiang	噸	12.750																																																																																																		
蘇州	噸	11.000	Lump Coal, Kai Ping, 1st. quality	噸	8.375	Lump Coal, Kai Ping, 1st. quality	噸	8.375																																																																																																		
鎮江	噸	8.150	Shi Si	噸	8.150	Shi Si	噸	8.150																																																																																																		
揚州	噸	9.225	Mixture	噸	9.225	Mixture	噸	9.225																																																																																																		
蘇州	噸	10.175	Yih Sung	噸	10.450	Yih Sung	噸	10.450																																																																																																		
鎮江	噸	10.125	Yue Shih	噸	10.400	Yue Shih	噸	10.400																																																																																																		
揚州	噸	13.250	Chung Hsing	噸	13.350	Chung Hsing	噸	13.350																																																																																																		
蘇州	噸	12.175	Foo Chen	噸	8.300	Foo Chen	噸	8.300																																																																																																		
鎮江	噸	7.650	Dust	噸	7.950	Dust	噸	7.950																																																																																																		
揚州	噸	7.450	Kai Ping, 1st. quality	噸	8.000	Kai Ping, 1st. quality	噸	8.000																																																																																																		
蘇州	噸	8.775	2nd.	噸	8.650	2nd.	噸	8.650																																																																																																		
鎮江	噸	8.600	Hwa Shui	噸	8.875	Hwa Shui	噸	8.875																																																																																																		
揚州	噸	10.150	Pel Piao	噸	8.375	Pel Piao	噸	8.375																																																																																																		
蘇州	噸	10.150	Foo Chen, 1st. quality	噸	10.150	Foo Chen, 1st. quality	噸	10.150																																																																																																		
鎮江	噸	1.800	Wenchow	噸	1.719	Wenchow	噸	1.719																																																																																																		
揚州	噸	1.260	Hangchow	噸	1.361	Hangchow	噸	1.361																																																																																																		
蘇州	噸	0.720	Meichi	噸	0.716	Meichi	噸	0.716																																																																																																		
鎮江	噸	1.027	Wenchow	噸	1.025	Wenchow	噸	1.025																																																																																																		
蘇州	噸	31.000	Iron, Steel and their Products, Ungalvanized	噸	54.000	Iron, Steel and their Products, Ungalvanized	噸	54.000																																																																																																		
鎮江	噸	30.000	Pig Iron, No. 1, Han Yih Ping	噸	81.333	Pig Iron, No. 1, Han Yih Ping	噸	81.333																																																																																																		
蘇州	噸	5.420	Bamboo Steel, 1"-1 1/2" long	噸	5.542	Bamboo Steel, 1"-1 1/2" long	噸	5.542																																																																																																		
揚州	噸	6.980	Wire Nail, 1 1/2"-6" long	噸	7.100	Wire Nail, 1 1/2"-6" long	噸	7.100																																																																																																		
蘇州	噸	6.250	Panel Rivets, 1" in diameter, Machine Made	噸	6.458	Panel Rivets, 1" in diameter, Machine Made	噸	6.458																																																																																																		
鎮江	噸	9.875	Hand	噸	10.083	Hand	噸	10.083																																																																																																		
揚州	噸	9.020	Bolts, 1" long	噸	9.083	Bolts, 1" long	噸	9.083																																																																																																		
蘇州	噸	14.700	Lead and Lead Products, Lead	噸	14.975	Lead and Lead Products, Lead	噸	14.975																																																																																																		
揚州	噸	18.000	Zinc and Zinc Products, Zinc	噸	18.025	Zinc and Zinc Products, Zinc	噸 </tr <tr> <td>蘇州</td> <td>噸</td> <td>18.000</td> <td>Tin & Tin Products, Tin</td> <td>噸</td> <td>100.333</td> <td>Tin & Tin Products, Tin</td> <td>噸</td> <td>100.333</td> </tr> <tr> <td>鎮江</td> <td>噸</td> <td>250.000</td> <td>Antimony, Regulatory Products</td> <td>噸</td> <td>250.000</td> <td>Antimony, Regulatory Products</td> <td>噸</td> <td>250.000</td> </tr> <tr> <td>揚州</td> <td>噸</td> <td>2.100</td> <td>Aluminum and Aluminum Product</td> <td>噸</td> <td>2.100</td> <td>Aluminum and Aluminum Product</td> <td>噸</td> <td>2.100</td> </tr> <tr> <td>蘇州</td> <td>噸</td> <td>2.050</td> <td>Rice Boiler, 6"</td> <td>噸</td> <td>2.050</td> <td>Rice Boiler, 6"</td> <td>噸</td> <td>2.050</td> </tr> <tr> <td>揚州</td> <td>噸</td> <td>1.212</td> <td>7"</td> <td>噸</td> <td>1.217</td> <td>7"</td> <td>噸</td> <td>1.217</td> </tr> <tr> <td>蘇州</td> <td>噸</td> <td>1.221</td> <td>Earthernware, Chinaware, Enamelledware, Glass, etc.</td> <td>噸</td> <td>1.418</td> <td>Earthernware, Chinaware, Enamelledware, Glass, etc.</td> <td>噸</td> <td>1.418</td> </tr> <tr> <td>鎮江</td> <td>噸</td> <td>1.411</td> <td>Lime</td> <td>噸</td> <td>1.370</td> <td>Lime</td> <td>噸</td> <td>1.370</td> </tr> <tr> <td>蘇州</td> <td>噸</td> <td>1.212</td> <td>Line</td> <td>噸</td> <td>1.217</td> <td>Line</td> <td>噸</td> <td>1.217</td> </tr> <tr> <td>揚州</td> <td>噸</td> <td>1.226</td> <td>Shanghai</td> <td>噸</td> <td>1.241</td> <td>Shanghai</td> <td>噸</td> <td>1.241</td> </tr> <tr> <td>蘇州</td> <td>噸</td> <td>1.411</td> <td>Nanking</td> <td>噸</td> <td>1.345</td> <td>Nanking</td> <td>噸</td> <td>1.345</td> </tr> <tr> <td>揚州</td> <td>噸</td> <td>1.212</td> <td>Wush</td> <td>噸</td> <td>1.370</td> <td>Wush</td> <td>噸</td> <td>1.370</td> </tr>	蘇州	噸	18.000	Tin & Tin Products, Tin	噸	100.333	Tin & Tin Products, Tin	噸	100.333	鎮江	噸	250.000	Antimony, Regulatory Products	噸	250.000	Antimony, Regulatory Products	噸	250.000	揚州	噸	2.100	Aluminum and Aluminum Product	噸	2.100	Aluminum and Aluminum Product	噸	2.100	蘇州	噸	2.050	Rice Boiler, 6"	噸	2.050	Rice Boiler, 6"	噸	2.050	揚州	噸	1.212	7"	噸	1.217	7"	噸	1.217	蘇州	噸	1.221	Earthernware, Chinaware, Enamelledware, Glass, etc.	噸	1.418	Earthernware, Chinaware, Enamelledware, Glass, etc.	噸	1.418	鎮江	噸	1.411	Lime	噸	1.370	Lime	噸	1.370	蘇州	噸	1.212	Line	噸	1.217	Line	噸	1.217	揚州	噸	1.226	Shanghai	噸	1.241	Shanghai	噸	1.241	蘇州	噸	1.411	Nanking	噸	1.345	Nanking	噸	1.345	揚州	噸	1.212	Wush	噸	1.370	Wush	噸	1.370
蘇州	噸	18.000	Tin & Tin Products, Tin	噸	100.333	Tin & Tin Products, Tin	噸	100.333																																																																																																		
鎮江	噸	250.000	Antimony, Regulatory Products	噸	250.000	Antimony, Regulatory Products	噸	250.000																																																																																																		
揚州	噸	2.100	Aluminum and Aluminum Product	噸	2.100	Aluminum and Aluminum Product	噸	2.100																																																																																																		
蘇州	噸	2.050	Rice Boiler, 6"	噸	2.050	Rice Boiler, 6"	噸	2.050																																																																																																		
揚州	噸	1.212	7"	噸	1.217	7"	噸	1.217																																																																																																		
蘇州	噸	1.221	Earthernware, Chinaware, Enamelledware, Glass, etc.	噸	1.418	Earthernware, Chinaware, Enamelledware, Glass, etc.	噸	1.418																																																																																																		
鎮江	噸	1.411	Lime	噸	1.370	Lime	噸	1.370																																																																																																		
蘇州	噸	1.212	Line	噸	1.217	Line	噸	1.217																																																																																																		
揚州	噸	1.226	Shanghai	噸	1.241	Shanghai	噸	1.241																																																																																																		
蘇州	噸	1.411	Nanking	噸	1.345	Nanking	噸	1.345																																																																																																		
揚州	噸	1.212	Wush	噸	1.370	Wush	噸	1.370																																																																																																		

金屬及其製品類

陶磁玻璃類

