













THE  
**ANIMAL KINGDOM,**  
ARRANGED ACCORDING TO ITS ORGANIZATION,  
*Serving as a*  
Foundation for the  
**NATURAL HISTORY OF ANIMALS,**

and an  
*Introduction to comparative Anatomy*  
BY  
**BARON CUVIER,**

*Great Officer of the Legion of Honour, Counsellor of State, & Member of the Royal Council of Public Instruction, one of the forty of the French Academy, Perpetual Secretary to the Academy of Sciences, Member of the Academies, Royal Societies of London, Berlin, Petersburg, Stockholm, Turin, Edinburgh, Copenhagen, Göttingen, &c. &c. Modena, the Netherlands, Calcutta, & of the Linnean Society of London, &c. &c.*

WITH FIGURES DESIGNED AFTER NATURE:

the  
**Crustacea, Arachnides & Insecta,**

by  
*M. Latreille,*

*Chevalier of the Legion of Honour, Member of the Institute, Royal Academy of Sciences of the greater portion of other learned Societies in Europe, America, &c.*

Translated from the latest French Edition.

with  
ADDITIONAL NOTES,

and

*Illustrated by nearly 800 Coloured Plates.*

IN FOUR VOLUMES.

VOL. I.

MAMMALIA - BIRDS.

LONDON,

*G. Henderson, 2, Old Bailey, Ludgate Hill*

AND SOLD BY ALL BOOKSELLERS

1837.



45  
 C946  
 834  
 1834  
 C. 1  
 v. 1, plates  
 SCHEER

TABLE OF CONTENTS TO PLATES.

plates

VOLUME I.  
MAMMALIA—AVES.

MAMMALIA.		Vol. I. Page
Plate 1. Fig. 1.—	CAUCASIAN variety of the human species . . . . .	42
	Fig. 2.—MONGOLIAN variety of the human species . . . . .	42
	Fig. 3.—ETHIOPIAN variety of the human species . . . . .	42
	Fig. 4.—AMERICAN variety of the human species . . . . .	42
	Fig. 5.—MALAY variety of the human species . . . . .	42
Plate 2. Figs. 1, 2, 3, 4, 5.—	Skulls of varieties of the human species . . . . .	42
Plate 3. Fig. 1.—	Left hand of a man, with its twenty-seven bones . . . . .	42
	Fig. 2.—Left foot of a man, with its twenty-six bones . . . . .	42
	A. A.—The cutting teeth of a man . . . . .	42
	B.—The canine teeth . . . . .	42
	C.—The grinding teeth . . . . .	42
Plate 4. Fig. 1.—	Canine teeth of the <i>Asiatic Orang Outang</i> . . . . .	47
	Fig. 2.—Drum of the hyoid bone of the <i>Red Howling Monkey</i> . . . . .	55
	Fig. 3.—Head of the <i>Hoolock Monkey</i> .*	

\* This curious species is not noticed by Cuvier, no doubt from its very recent discovery. It has been figured in the Transactions of the American Philosophical Society, and described very fully by Dr. Harlow in the same work. From several peculiarities in structure, this animal approaches very closely to the orangs, and on that account, we think should have precedence of the other Gibbons. We subjoin the letter of Dr. Burrough that accompanied the specimens furnished Dr. Harlow, which is interesting as a detail of a few distinguishing features of this singular species.

"The specimens of the orang-outang or Gibbons, furnished you, were obtained by me during my late excursion into the interior of Bengal. They were presented to me by Captain Alexander Davidson, of the Honourable East India Company, stationed at Goalpara, situate on the Burrampooter river, in Assam. This district of country was formerly attached to the Burmese empire, but at present is in possession of the East India Company, and constitutes the north-eastern limits of their territory in this quarter.

"The orang, of which I am now to speak, called by the Assamese 'Hoolock,' is to be met with on the Garrow Hills, in the vicinity of Goalpara, between latitudes 25 and 28 degs. north; and the specimens brought to this country by me, were taken within a few miles of the town of Goalpara. The full grown one, which at this time you have prepared, was in my possession, alive, from the month of January to May, when it died from a blow it received across the lumbar region, inadvertently inflicted with a small stick by one of my servants at Calcutta. They inhabit more particularly the lower hills, not being able to endure the cold of those ranges of the Garrows of more than 4 or 500 feet elevation. Their food, in the wild state, consists, for the most part, of fruits common only to the jungle in this district of country; and they are particularly fond of the seeds and fruits of that sacred tree of India, called the Peopul tree, and which, on the Garrow Hills, attains a very large size. They likewise partake of some species of grass, and also the tender twigs and leaves of the Peopul and other trees, which they chew, swallow the juice thereof, and reject the indigestible part. They are easily tamed; and when first taken show no disposition to bite, unless provoked to anger, and even then

C  
290991

MAMMALIA.		Vol. I. Page
Plate 4. Fig. 4.—Front of upper jaw of the <i>Asiatic Owang Outang</i>	.	47
Fig. 5.—Dentition of the <i>Pongo</i>	.	48

manifest a reluctance to defend themselves, preferring to retreat into some corner rather than attack their enemy. They walk erect; and, when placed upon a floor or in an open field, balance themselves very prettily, by raising their hands over their head, and slightly bending their arm at the wrist and elbow, and then run tolerably fast, rocking from side to side; and if urged to greater speed, they let fall their hands to the ground, and assist themselves forward, rather jumping than running, still keeping the body, however, nearly erect; if they succeed in making their way to a grove of trees, they then swing with such astonishing rapidity from branch to branch, and from tree to tree, that they are soon lost in the jungle or forest.

“The individual in question became so tame and manageable in less than a month, that he would take hold of my hand and walk with me, helping himself along at the same time with the other hand applied to the ground, as described above. He would come at my call, and seat himself in a chair by my side at the breakfast-table, and help himself to an egg, or the wing of a chicken from my plate, without endangering any of my table furniture. He would partake of coffee, chocolate, milk, tea, &c.; and although his usual mode of taking liquids was by dipping his knuckles into the cup and licking his fingers, still, when apparently more thirsty, he would take up the vessel from which I fed him with both hands, and drink like a man from a spring. His principal food consisted of boiled rice, boiled bread and milk, with sugar, plantains, bananas, oranges, &c., all of which he ate, but seemed best pleased with bananas. He was fond of insects; would search in the crevices of my house for spiders, and if a fly chanced to come in his reach, he would dexterously catch him in one hand, generally using his right hand. Like many of the different religious castes of this country, he seemed to entertain an antipathy to an indiscriminate use of animal food, and would not eat of either the flesh of the cow or hog; would sometimes taste a little of beef, but never eat of it. I have seen him take fried fish, which he seemed to relish better than almost any other description of animal food, with the exception of chicken, and even this he would eat but very sparingly of, preferring his common diet, bread and milk, with sugar, fruit, &c. In temper he was remarkably pacific, and seemed, as I thought, often glad to have an opportunity of testifying his affection and attachment for me. When I visited him in the morning, he would commence a loud and shrill whoo—whoo—whoo—whoo, which he would keep up often from five to ten minutes, with an occasional intermission for the purpose of taking a full respiration; until finally, apparently quite exhausted, he would lie down, allow me to comb his head, and brush the long hair on his arms, and seem delighted with the tickling sensation produced by the brush on his belly and legs. He would turn from side to side, first hold out one arm and then the other, and when I attempted to go away, he would catch hold of my arm or coat-tail, and pull me back again to renew my little attentions to him, daily bestowed. If I called to him from a distance, and he could recognise my voice, he would at once set up his usual cry, which he sometimes gradually brought down to a kind of moan, but generally resumed his louder tone when I approached him. This animal was a male, but showed no particular marks of the sex; and by a casual glance, might readily, if not examined more closely, have passed for a female. I have no idea of his age; but, judging from the length and size of his canine teeth, suppose him to have been advanced in life.

“The other large ‘Hoolock,’ of which you have the cranium, was also a male, and full grown. He was likewise obtained from the Garrow Hills, in Assam, presented to me by my friend Captain A. Davidson of Goalpara. He came into my possession in the month of April, and died at sea in July, just before getting up with the Cape of Good Hope, of a catarrhal affection. His death probably might have been hastened from want of proper food; such as is not procurable on long voyages. This animal was similar in habit and general characters to the one already described; and may have been eight or ten years of age, or perhaps older; as I

## MAMMALIA.

	Vol. I. Page
Plate 4.*—OURANG OUTANG, or Pigmy of Tyson, (front view)	47
Plate 5. Fig. 1.—SIMIA SATYRUS ( <i>The Ourang Outang</i> )	47
Fig. 2.—SIMIA TROGLODYTES, Lin. ( <i>The Chimpanse</i> )	49
Fig. 3.—HYLOBATES SYNDACTYLUS, Raff. ( <i>The Siamang</i> )	49
Fig. 4.—CERCOPITHECUS MONA ( <i>The Mona</i> )	50
Plate 5.*—OURANG OUTANG, or Pigmy of Tyson, (back view)	47
Plate 6. Fig. 1.—Dentition of the <i>Howling Monkey</i>	55
Fig. 2.—The lower jaw, with teeth, of the <i>Asiatic Ourang Outang</i>	47
Fig. 3.—The face of the <i>Douvroucouli</i>	59
Fig. 4.—Dentition of the <i>Guenon Monkeys</i>	51
Plate 6.* Fig. 1.—TROGLODYTES NIGER, or Simia Troglodytes ( <i>The Black Ourang</i> ). For another view see Plate 5. Fig. 2.	49
Fig. 2.—PITHECUS SATYRUS, Geoff.; Simia Satyrus, Lin. ( <i>The Red or Asiatic Ourang Outang</i> ) side view. See also Plate 5. Fig. 1.	47
Plate 6. bis. Fig. 1.—SEMNOPIITHECUS MELALOPHOS, Raff. ( <i>The Simpai</i> )	52
Fig. 2.—MACACUS MENESTRINUS, Fr. Cuv. ( <i>The Brown Baboon</i> )	53
Fig. 3.—INUUS SILVANUS ( <i>The Barbary Ape</i> )	53
Plate 7. Fig. 1.—HYLOBATES SYNDACTYLA ( <i>The Siamang</i> ). For another view see Plate 5. Fig. 3.	49
Fig. 2.—LASIOPYGA NEMEA ( <i>The Cochinchina Monkey</i> ); S. Nemæus, Lin.	51
Fig. 3.—Teeth of the CENOPITHECUS, Geoff.; Semnopithecus, Fr. Cuv.	51
Plate 7*. Fig. 1.—NASALIS LARVATUS ( <i>The Kahau or Proboscis Monkey</i> ); S. Nasica, Schr.	51
Fig. 2.—PITHECUS SATYRUS, Geoff. ( <i>The Red or Asiatic Ourang Outang</i> ) front view. See also Plate 5. Fig. 1.	47
Fig. 3.—Foot of the <i>Siamang</i>	49
Figs. 4, 5.—Dentition of the SEMNOPIITHECUS MAURUS	52
Plate 8. Fig. 1.—MACACUS SILENUS ( <i>The Ouanderou</i> ); S. Silenus and Leonina Lin. and Gm.	52
Fig. 2.—PITHECIA MELANOCEPHALA, Geoff.; Sim. Melanocephala, Humb. ( <i>The Cucujao</i> )	58

am informed by the natives of Assam, they live to the age of twenty-five or thirty years.

“The young specimen was also alive in my possession. This is a female, and was brought to me by a Garrow Indian at the same time the first was received; but died on the way from Goalpara to Calcutta, of a pulmonary disease following catarrh. This poor little creature, when first taken sick, suffered great pain and oppression at the chest, for which I prescribed a cathartic of castor oil and calomel, and a warm bath, which seemed to afford it some temporary relief, but she died after ten days’ illness. The animal appeared delighted with the bath; and when I removed her from the vessel, she would run back again to the water, and lie down again until again removed. She was, like the others I had in my possession, gentle and pacific in disposition, very timid and shy of strangers; but in less than a week from the time she was taken, would, if put down in an open place, quickly run to me, jump in my arms, and hug me round the neck. I supposed her to have been from nine months to a year old. I fed her on boiled milk, goat’s milk diluted with water and sweetened with sugar-candy. She also would sometimes partake of a little bread and milk, with the older one. She soon learned to suck the milk from a small bottle, through a quill covered with a piece of rag.”

MAMMALIA.		Vol. I. Page
Plate 8. Figs. 3, 4.—Teeth of the	CENOCEPUS, Geoff., St. Hil.	55
Fig. 5.—Nose of	NASALIS LARVATUS, Geoff., St. Hil. ( <i>The Kahau, or Proboscis Monkey</i> )	51
Plate 9. Fig. 1.—	SIMIA RUBRA, Gm. ( <i>The Patra</i> )	50
Fig. 2.—	CYNOCEPHALUS PAPIO, Desm. ( <i>The Guinea Baboon</i> )	54
Fig. 3.—	SIMIA FATUELLUS, Gm. ( <i>The Horned Sajou</i> )	57
Plate 10. Fig. 1.—	CALLITHRIX PERSONATA, Geoff. ( <i>The Masked Monkey</i> )	58
Fig. 2.—	CALLITHRIX LUGENS, Geoff. ( <i>The Mourning or Widow Monkey</i> )	58
Plate 11. Fig. 1.—	CYNOCEPHALUS PORCARIUS ( <i>The Chacma</i> )	54
Fig. 2.—	PAPIO MAIMON, Geoff., St. Hil.; S. Maimon and Morou, Lin. ( <i>The Mandrill</i> )	54
Fig. 3.—	MYCETES SENICULUS ( <i>The Red Howling Monkey</i> )	55
Plate 12. Fig. 1.—	BRACHYTELES HYPOXANTHUS ( <i>The Mikiri</i> )	56
Fig. 2.—	CEBUS APELLA ( <i>The Weeping Sapajou</i> )	57
Fig. 3.—	PITHECIA RUFIVENTRIS ( <i>The Red-bellied Saki</i> )	58
Plate 13. Fig. 1.—	PTEROPUS DUSSUMERII, Isid., Geoff. ( <i>The Roussette of Dussumier</i> )	65
Fig. 2.—	PTEROPUS KERAUDRENIUS, Quoy. and Gaym.	65
Fig. 3.—Head of the	CEPHALOTES PALLASII, Geoff.*	66
Fig. 4.—	MOLOSSUS OBSCURUS, Geoff. ( <i>The Molossus Bat</i> )	66
Fig. 5.—	NOCTILIO LEPORINUS ( <i>The Hare-tipped Bat</i> )	67
Plate 14. Fig. 1.—	PHYLLOSTOMA CRENULATUM, Geoff. ( <i>The Indented Javelin Bat</i> )	67
Figs. 2, 3.—Teeth of the	PHYLLOSTOMA SPECTRUM et HASTATUS	67, 68
Fig. 4.—Head of	MEGADERMA TRIFOLIUM ( <i>The Trefoil-leaf Bat</i> )	68
Fig. 5.—Head of	MEGADERMA FRONS., Geoff. ( <i>The Leaf Bat</i> )	68
Fig. 6.—Head of	RHINOLPHUS TRIDENS, Geoff. ( <i>The Three-toothed Horse-shoe Bat</i> )	68
Fig. 7.—	NYCTERIS GEOFFROYI ( <i>The Rear-mouse Bat</i> )	69
Plate 15. Fig. 1.—	NOCTHORUS TRIVIRGATA ( <i>The Douroucouli</i> )	59
Fig. 2.—	HAPALE CHRYSOMELAS ( <i>The Black Marikina</i> )	60
Fig. 3.—	LICHANOTUS INDRI ( <i>The Indri</i> )	61
Plate 16. Fig. 1.—	LEMUR RUBER ( <i>The Red Lemur</i> )	61
Fig. 2.—	GALAGO SENEGALENSIS ( <i>The Galago of Senegal</i> )	62
Fig. 3.—	STENHOPS TARDIGRADUS ( <i>Sloth of Bengal</i> )	61
Fig. 4.—	TARSIVS SPECTRUM ( <i>The Tarsier</i> )	62
Plate 17. Fig. 1.—	GALAGO CRASSICAUDATUS, Geoff. ( <i>The Great Galago</i> )	62
Fig. 2.—	MUSTELA LEUTROCEPHALA ( <i>The White Vision of the Furriers</i> )	88
Fig. 3.—	MUSTELA LUTRA BRASILIENSIS ( <i>The American Otter</i> )	90
Fig. 4.—	CANIS JUBATUS ( <i>The Red Wolf</i> )	92
Fig. 5.—	KOALA CINEREA ( <i>The Ash-coloured Koala</i> ). For another view see plate 32. Fig. 3.	116

\* Nearly allied to the Cephalote of Peron. Its fur is cinereous gray above, white pale beneath, and the belly undulated. The nostrils are tubular, distant, and open. The index finger is provided with a nail. The body is about four inches, and the wings one foot and four inches wide. The tail is not quite an inch.

## MAMMALIA.

Vol. I. Page

Plate 18. Fig. 1.—	SOREX ARANEUS ( <i>The Common Shrew</i> )	. . .	75
Fig. 2.—	MYGALE MOSCHATUS; SOREX MOSCHATUS, Lin. ( <i>The Russian Musk Rat</i> )	. . .	76
Fig. 3.—	CHRYSOCHLORIS ASIATICUS, Lin. ( <i>The Golden Mole</i> )	. . .	76
Plate 19. Fig. 1.—	TAPHOZOUS MAURITIANUS, Geoff., St. Hil. ( <i>The Maritius Horse-shoe Bat</i> )	. . .	69
Fig. 2.—	VESPERTILIO PIPISTRELLUS, Gm. ( <i>The Pipistrelle</i> )	. . .	70
Fig. 3.—	PLECOTUS TIMORIENSIS, Geoff. ( <i>The Timor Bat</i> )	. . .	70
Fig. 4.—	GALEOPITHECUS RUFUS, Geoff. ( <i>The Red Flying Bat</i> )	. . .	71
Plate 20. Fig. 1.—	ERINACEUS EUROPEUS, Lin. ( <i>The Common Hedgehog</i> )	. . .	73
Fig. 2.—	CENTENES SEMI-SPINOSUS, ( <i>The Radiated Tenrec</i> )	. . .	74
Fig. 3.—	Head of CENTENES SETOSUS ( <i>The Tenrec</i> )	. . .	74
Fig. 4.—	CLADOBATES FERRUGINEA, Fred. Cuv. ( <i>The Ferruginous Tupaia</i> )	. . .	74
Plate 21. Fig. 1.—	URSUS LABIATUS, Blain. ( <i>The Thick-lipped Bear</i> )	. . .	81
Fig. 2.—	URSUS ARCTOS, Lin. ( <i>The Brown or Common Bear of Europe</i> )	. . .	80
Fig. 3.—	URSUS MALAYANUS, Horsf. ( <i>The Malay Bear</i> )	. . .	81
Plate 22. Fig. 1.—	TALPA EUROPEA, Lin. ( <i>The Common Mole</i> )	. . .	77
Fig. 2.—	CONDYLURA CRISTATA, Lin. ( <i>The Radiated Mole</i> )	. . .	78
Fig. 3.—	SCALOPI AQUATICUS, Lin. ( <i>The Canadian Scalops</i> )	. . .	78
Plate 23. Fig. 1.—	URSUS AMERICANUS, Gm. ( <i>The North American Bear</i> )	. . .	81
Fig. 2.—	URSUS FEROX, Lewis and Clarke ( <i>The Grisly Bear</i> )	. . .	82
Fig. 3.—	URSUS MARITIMUS, Lin. ( <i>The Polar Bear</i> )	. . .	81
Plate 24. Fig. 1.—	URSUS ORNATUS ( <i>The Black Bear of the Cordilleras</i> )	. . .	81
Fig. 2.—	PROCYON LOTOR, Lin. ( <i>The Raccoon</i> )	. . .	83
Fig. 3.—	AILURUS REFULGENS ( <i>The Shining Panda</i> )	. . .	83
2nd Plate 24. Figs. 1, 2, 3.—	Three views of the skull of the <i>Aye-Aye</i>	. . .	120
Figs. 4, 5, 6.—	Three views of the skull of the <i>Wombat</i>	. . .	116
Plate 25. Fig. 1.—	Head of ICTIDES ALBIFRONS ( <i>The White Bentwong</i> )	. . .	84
Fig. 2.—	POTOS COUDIVOLVULUS ( <i>The Prehensile-tailed Potto</i> )	. . .	84
Fig. 3.—	NASUA RUFa, Viveira Nasua, Lin. ( <i>The Red Coui</i> )	. . .	84
Plate 26. Fig. 1.—	MELES VULGARIS; URSUS Meles, Lin. ( <i>The Common Badger</i> )	. . .	84
Fig. 2.—	GULO ARCTICUS; URSUS Gulo, Lin. ( <i>The Arctic Glutton</i> )	. . .	85
Fig. 3.—	PUTORIUS ZORILLO ( <i>The Cape Polecat</i> )	. . .	87
Plate 27. Fig. 1.—	MUSIELA PEKAN ( <i>The Canadian Marten</i> )	. . .	88
Fig. 2.—	MRPHTIS AMERICANA; VIVERRA PATOR, Gm. ( <i>The American Skunk</i> )	. . .	89
Fig. 3.—	LUTRA NAIR ( <i>The Pondicherry Otter</i> )	. . .	90
Fig. 4.—	Head of the <i>Javanese Teludu</i>	. . .	90
Plate 28. Fig. 1.—	PARADOXURUS TYPUS ( <i>The Pougouné of India</i> )	. . .	95
Fig. 2.—	HERPESITES CAFRA ( <i>The Mangouste of India</i> )	. . .	96
Fig. 4.—	Cranium and paws of VIVERRA TETRADACTYLA ( <i>The Suri-cate</i> )	. . .	96
Fig. 5.—	PROTELES LALANDII ( <i>The Mangu of Laland</i> )	. . .	97
Plate 29. Fig. 1.—	CANIS VULPES ( <i>The Common Fox</i> )	. . .	92
Fig. 2.—	VIVERRA CIVETTA ( <i>The Civet</i> )	. . .	94
Fig. 3.—	GENETTA, Cuv.; Viveira Genetta, Lin. ( <i>The Common Genet</i> )	. . .	94

MAMMALIA.		Vol. I. Page
Plate 30. Fig. 1.—	HYENA BRUNNEA, Thunberg ( <i>The Brown Hyena</i> )	. 98
Fig. 2.—	FELIS TIGRIS ( <i>The Royal Tiger</i> )	. 99
Plate 30. bis. Fig. 1.—	FELIS LEO, Lin. ( <i>The Lion</i> )	. 90
Fig. 2.—	FELIS LEOPARDUS, Lin. ( <i>The Leopard</i> )	. 100
Fig. 3.—	FELIS CATUS, Lin. ( <i>The Domestic Cat</i> )	. 102
2nd Plate 30. bis. Fig. 1.—	CALOCEPHALUS VITULINUS; Phoca Vitulina, Lin. ( <i>The Common Seal</i> )	. 103
Fig. 2.—	MACRORHINUS PROBOSCIDEUS; Phoca Leonina, Lin. ( <i>The Elephant Seal</i> )	. 105
Fig. 3.—	OTARIA JUBATA ( <i>The Sea Lion</i> of Steller, &c.)	. 105
Fig. 4.—	OTARIA URSINA ( <i>The Sea Bear</i> )	. 105
Fig. 5.—	TRICHECHUS ROSMAREUS, Lin. ( <i>The Sea Cow</i> )	. 105
Plate 31. Fig. 1.—	DIDELPHIS CANCRIVORA, Lin. ( <i>The Crab-eating Opossum</i> )	. 109
Fig. 2.—	DASYURUS VEVERRINUS ( <i>White's Dasyurus</i> )	. 111
Fig. 3.—	PERAMELES NASUTUS ( <i>The Perameles</i> )	. 111
Plate 32. Fig. 1.—	HYPSIPRYMNUS MINOR ( <i>The Kangaroo Rat</i> )	. 114
Fig. 2.—	Head of MACROFUS MAJOR ( <i>The Greater Kangaroo</i> )	. 115
Fig. 3.—	LIPURUS CINEREUS, Gold. ( <i>The Koala</i> )	. 116
Fig. 4.—	PHASCOLOMYS URSINUS ( <i>The Wombat</i> )	. 116
Plate 33. Fig. 1.—	PHALANGISTA RUFA; Ph. Cavifrons ( <i>The Hollow-fronted Phalanger</i> )	. 112
Fig. 2.—	Head of the PETAURUS TAGUANOIDES	. 113
Fig. 3.—	PETAURUS PIGMEUS ( <i>The Flying Dwarf Phalanger</i> )	. 113
Plate 34. Fig. 1.—	SCIURUS AUROGASTER, F. Cuv. ( <i>The Golden-bellied Squirrel</i> )	. 119
Fig. 2.—	Head of a GUERLINGUET ( <i>a sort of Squirrel</i> )	. 119
Fig. 3.—	PTEROMYS VOLUCELLA, Lin. ( <i>The American Flying Squirrel</i> )	. 119
Fig. 4.—	CHEIROMYS MADAGASCARTENSIS ( <i>The Aye-Aye</i> )	. 120
Plate 35. Fig. 1.—	HYDROMYS CHRYSOGASTER, Geoff. ( <i>The Hydromys</i> )	. 124
Fig. 2.—	CAPROMYS POEYII ( <i>The Houtia</i> )	. 124
Fig. 3.—	MUS DECUMANUS, Pall. ( <i>The Surmulot or Common Norway Rat</i> )	. 124
Plate 36. Fig. 1.—	ARCTOMYS EMPETRA; Schr., Arc. Bobac ( <i>The Quebec Mar- mot</i> )	. 121
Fig. 2.—	MYOXUS GLIS, Lin. ( <i>The Fat Dormouse</i> )	. 122
Fig. 3.—	ECHIMYS CAYENNENSIS, Geoff. ( <i>The Cayenne Echimyds</i> )	. 123
Fig. 4.—	Head of ECHIMYS DACTYLINUS, Geoff. ( <i>The Long-toed Echimyds</i> )	. 123
Plate 37. Fig. 1.—	GEOMYS BURSARIUS ( <i>The Canada Hamster</i> )	. 132
Fig. 2.—	CASTOR FIBER, Buff. ( <i>The Beaver</i> )	. 133
Fig. 3.—	MYOPOTAMUS COIPUS, Molin. ( <i>The Couia</i> )	. 134
Plate 38. Fig. 1.—	GERBILLUS PYRAMIDUM ( <i>The Gerbil of the Pyramids</i> )	. 127
Fig. 2.—	CRICETUS VULGARIS ( <i>The Common Hamster</i> )	. 127
Fig. 3.—	ARVICOLA ŒCONOMICUS ( <i>The Meadow Campagnole</i> )	. 129
Plate 39. Fig. 1.—	GEORYCHUS LEMMUS, Lin. ( <i>The Lemming</i> )	. 129
Fig. 2.—	OTOMYS CAPENSIS, Fr. Cuv. ( <i>The Cape Otomyds</i> )	. 130
Fig. 3.—	DIPUS HIRTIPES, Lich. ( <i>The Hairy-footed Jerboa</i> )	. 130
Plate 40. Fig. 1.—	HELAMYS CAFFER ( <i>The Jumping Hare</i> )	. 131



## MAMMALIA.

Vol. I. Page

Plate 40.	Fig. 2.—SPALAX TYPHUS ( <i>The Blind Rat Mole</i> )	. . .	131
	Fig. 3.—BATHIERGUS MARITIMUS ( <i>The Maritime Rat Mole</i> )	. . .	132
Plate 41.	Fig. 1.—HYSTRIX DORSATA, Lin. ( <i>The Urson</i> )	. . .	135
	Fig. 2.—HYSTRIX PREHENSILIS, Lin. ( <i>The Prehensile-tailed Porcupine or Coendou</i> )	. . .	135
	Fig. 3.—HYSTRIX FASCICULATA, Lin. ( <i>The Pencil-tailed Porcupine</i> )	. . .	135
Plate 42.	Fig. 1.—HYSTRIX CRISTATA, Lin. ( <i>The Common Porcupine</i> )	. . .	135
	Fig. 2.—SYNETHERES INSIDIOSA ( <i>The Couiy or Couiu of Brazil</i> )	. . .	136
Plate 43.	Fig. 1.—LEPUS TIMIDUS, Lin. ( <i>The Common Hare</i> )	. . .	136
	Fig. 2.—LAGOMYS ALPINUS, Pall. ( <i>The Alpine Hare</i> )	. . .	138
	Fig. 3.—HYDROCHÆRUS CAPYBARA ( <i>The Capybara</i> )	. . .	138
Plate 44.	Fig. 1.—ANÆMA COBAIA APEREA ( <i>The Guinea Pig</i> )	. . .	138
	Fig. 2.—CHLOROMYS ACUCHI ( <i>The Acouchi</i> )	. . .	139
	Fig. 3.—CÆLOGENYS PACA ( <i>The White-spotted Paca</i> )	. . .	139
Plate 45.	Fig. 1.—ACHEUS TORQUATUS, Bradypus Torquatus ( <i>The Black-colored Ai</i> )	. . .	142
	Fig. 2.—BRADYPUS DIDACTYLUS ( <i>The Unau</i> )	. . .	142
Plate 46.	Fig. 1.—DASYPUS ENCOUBERT ( <i>The Six-banded Armadillo</i> )	. . .	141
	Fig. 2.—DASYPUS UNICINCTUS ( <i>The Tatouay</i> )	. . .	145
	Fig. 3.—CHLAMYPHORUS TRUNCATUS, Har. ( <i>The Truncated Chlamyphore of Chili</i> )	. . .	145
Plate 46. bis	Fig. 1.—MEGATHERIUM, Cuv. (Fossil)	. . .	142
	Fig. 2.—MASTODON GIGANTEUM, Cuv. ( <i>The Great Mastodon</i> )	. . .	153
	Fig. 3.—ANOPLOTHERIUM COMMUNE, Cuv.	. . .	157
Plate 47.	Fig. 1.—ORYCTEROPUS CAPENSIS, Pall. ( <i>The Cape Ground Hog</i> )	. . .	146
	Fig. 2.—MYRMECOPHAGA DIDACTYLA, Lin. ( <i>The Two-toed Ant-eater</i> )	. . .	147
	Fig. 3.—Head of MYRMECOPHAGA JUBATA ( <i>The Tamanoir</i> )	. . .	147
	Fig. 4.—MANIS TETRADACTYLA, Lin. ( <i>The Long-tailed Pangolin</i> )	. . .	147
Plate 47. bis.	Fig. 1.—Skeleton of the <i>Two-horned Rhinoceros</i>	. . .	158
	Fig. 2.—Skeleton of the <i>One-horned Rhinoceros of Java</i>	. . .	157
Plate 48.	Fig. 1.—ECHIDNA SETOSA ( <i>The Bristly Echidna</i> )	. . .	149
	Fig. 2.—ORNITHORHYNCHUS PARADOXUS, Blum. ( <i>The Paradox Animal of New Holland</i> )	. . .	149
Plate 48. bis.	—Skeleton of the <i>Indian Elephant</i> , or a nearly allied species, in a fossil state, discovered in Siberia		. . . 153
Plate 49.	Fig. 1.—ELEPHAS INDICUS ( <i>The Indian Elephant</i> )	. . .	152
	Fig. 2.—Teeth of the <i>African Elephant</i>	. . .	152
	Fig. 3.—RHINOCEROS INDICUS ( <i>The Rhinoceros of India</i> )	. . .	157
Plate 49. bis.	—Skeleton of an extinct species of <i>Elephant</i>		. . . 152
Plate 50	Fig. 1.—DICOTYLES LABIATUS ( <i>The White-lipped Peccary or Tajassou</i> )	. . .	156
	Fig. 2.—PHACOCHÆRES ÆLIANA, Rupp.; Sus Africanus, Gin. ( <i>The Hog of Ælian</i> )	. . .	156
	Fig. 3.—LUS SCROPIA, var. of Siam ( <i>The Wild Boar</i> )	. . .	155

MAMMALIA.		Vol. I. Page
Plate 50. bis. Fig. 1.—SKELETON OF RHINOCEROS UNICORNIS ( <i>The One-horned Rhinoceros</i> )		157
Fig. 2.—SKELETON OF HIPPOPOTAMUS AMPHIBIUS ( <i>The Hippopotamus</i> )		154
Plate 51. Fig. 1.—HIPPOPOTAMUS AMPHIBIUS, LIN. ( <i>The Hippopotamus</i> )		154
Fig. 2.—TAPIR INDICUS ( <i>The Tapir of India</i> )		159
Fig. 3.—HEAD OF TAPIR AMERICANUS, LIN. ( <i>The American Tapir</i> )		159
Plate 52. Fig. 1.—EQUUS MONTANUS, BURCH. ( <i>The Onagga</i> )		162
Fig. 2.—EQUUS HEMIONUS, PALL. ( <i>The Dzigguetai</i> )		161
Fig. 3.—EQUUS ZEBRA, LIN. ( <i>The Zebra</i> )		161
Plate 53. Fig. 1.—EQUUS QUACCHA ( <i>The Coucga</i> )		162
Fig. 2.—CAMELUS DROMEDARIUS ( <i>The Dromedary</i> )		164
Fig. 3.—AUCCHENIA LLACMA, LIN. ( <i>The Lama</i> )		165
Plate 53. bis.—Teeth and external structure of the <i>Horse</i>		160
Plate 54. Fig. 1.—MOSCHUS PYGMEUS, BUFF. ( <i>The Pigny Musk Ox</i> )		166
Fig. 2.—HEAD OF MOSCHUS MOSCHIFERUS ( <i>The Musk Ox</i> )		166
Fig. 3.—CERVUS VIRGINIANUS ( <i>The Virginian Deer</i> )		168
Plate 54. bis. Fig. 1.—CERVUS TARANDUS, LIN. ( <i>The Rein Deer</i> )		167
Fig. 2.—CERVUS ELEPHAS, LIN. ( <i>The Common Stag</i> )		168
Plate 54. ter.—CERVUS CANADENSIS, GM. ( <i>The Elk</i> )		168
Plate 55.—CAMELOPARDALIS GIRAFA ( <i>The Giraffe</i> )		170
Plate 56. Fig. 1.—OVIS AMMON, LIN. ( <i>The Argali of Siberia</i> )		177
Fig. 2.—CAPRA ÆGAGRUS ( <i>The Wild Goat</i> )		176
Plate 57. Fig. 1.—ANTILOPE KEVELLA, GM. ( <i>The Kevel</i> )		171
Fig. 2.—HEAD OF THE <i>Gazelle</i>		174
Fig. 3.—ANTILOPE GAZELLA, LIN. ( <i>The Gazelle</i> )		174
Plate 57. bis. Fig. 1.—BOS BISON, LIN. ( <i>The American Buffalo or Bison</i> )		180
Fig. 2.—HEAD OF BOS TAURUS, LIN. ( <i>The Common Ox</i> )		179
Fig. 3.—BOS BUBALUS, LIN. ( <i>The Buffalo</i> )		180
Plate 58. Fig. 1.—HEAD OF THE BOS MOSCHATUS (Male)		180
Fig. 2.—OVIS MUSIMON, PALL. ( <i>The Mouflon of Sardinia</i> )		178
Fig. 3.—OVIS TRAGELAPHUS ( <i>The Mouflon of Africa</i> )		178
Fig. 4.—BOS URUS, GM. ( <i>The Auroch</i> )		179
Plate 59. Fig. 1.—BOS CAFFER, SPARM. ( <i>The Cape Buffalo</i> )		180
Fig. 2.—BOS MOSCHATUS, (Female) GM. ( <i>The Musk Ox of America</i> )		180
Fig. 3.—BOS GRUNNIENS, PALL. ( <i>The Grunting Cow of Tartary</i> )		180
Plate 60. Fig. 1.—DELPHINUS ORCA, LACEP. ( <i>The Grampus</i> )		186
Fig. 2.—DELPHINUS CAPENSIS, DUSS. ( <i>The Cape Porpoise</i> )		186
Fig. 3.—THE BRAIN AND UPPER JAW OF THE DELPHINUS ORCA		186
Fig. 4.—THE LOWER JAW OF THE DELPHINUS ORCA		186
Fig. 5.—DELPHINUS GLOBICEPS, CUV. ( <i>The Round-headed Grampus</i> )		186
Plate 61. Fig. 1.—MANATUS AMERICANUS ( <i>The American Lamantin or Sea Cow</i> )		182
Fig. 2.—HALICORE DUGONG ( <i>The Dugong</i> )		183
Plate 62. Fig. 1.—DELPHINUS DELPHIS, LIN. ( <i>The Common Dolphin</i> )		184

MAMMALIA.		Vol. I. Page
Plate 62. Fig. 2.—	PHOCÆNA VULGARIS; Delphina Phocœna, Lin. ( <i>The Common Porpoise</i> ) . . . . .	186
Fig. 3.—	Head of the DELPINORHYNCHUS GANGETICUS ( <i>The Dolphin of the Ganges</i> ) . . . . .	185
Fig. 4.—	DELPHINAPTERUS LEUCORAMPHUS, Peron. ( <i>The South Sea Porpoise</i> ) . . . . .	187
Plate 63. Fig. 1.—	MONODON MONOCEROS, Lin. ( <i>The Narwhal</i> ) . . . . .	188
Fig. 2.—	PHYSETER MACROCEPHALUS, Shaw ( <i>The Spermaceti Whale</i> ) . . . . .	189
Fig. 3.—	BALÆNA MYSTICUS, Lin. ( <i>The Great Greenland Whale</i> ) . . . . .	190



## A V E S.

Plate 1. Fig. 1.—	VULTUR INDICUS, Cuv. ( <i>The Vulture of India</i> ) . . . . .	209
Fig. 2.—	SARCORAMPHUS GRYPHUS, Cuv. ( <i>The Condor or Great Vulture of the Andes</i> ) . . . . .	210
Fig. 3.—	SARCORAMPHUS PAPA, Cuv. ( <i>The King of the Vultures</i> ) . . . . .	210
Fig. 4.—	GYPÆTOS BARBATUS ( <i>The Lamb's Vulture</i> ) . . . . .	211
Fig. 5.—	Head of the CATHARTES AURA, Cuv. ( <i>The Turkey Buzzard</i> ) . . . . .	210
Plate 2. Fig. 1.—	FALCO FULVUS, Gm. ( <i>The Common Eagle</i> ) . . . . .	215
Fig. 2.—	NEOPHRON PERCNOPTERI, Sav. . . . .	211
Fig. 3.—	FALCO OSSIFRAGUS ( <i>The Ossifragus</i> ) . . . . .	216
Plate 2. bis. Fig. 1.—	FALCO COMMUNIS, Gm. ( <i>The Common Falcon</i> ) . . . . .	212
Fig. 2.—	FALCO NOVÆ HOLLANDIÆ, White ( <i>The Goshawk of New Holland</i> ) . . . . .	220
Fig. 3.—	FALCO CAUDICANS and ISLANDICUS ( <i>The Gerfalcon</i> ) . . . . .	214
Plate 3. Fig. 1.—	FALCO FEMORALIS Temm. . . . .	214
Fig. 2.—	AQUILA MALAIENSIS; Falco Malaiensis, Reinw. ( <i>The Malay Eagle</i> ) . . . . .	216
Fig. 3.—	ASTUR XANTHOTHORAX; Falco Xanthothorax, Temm. . . . .	221
Fig. 4.—	Head of the <i>Gerfalcon</i> . . . . .	214
Plate 3. bis. Fig. 1.—	FALCO PARISITICUS . . . . .	222
Fig. 2.—	FALCO CAYENNENSIS, Gm. . . . .	220
Fig. 3.—	FALCO OCCIPITALIS, Daud. . . . .	219
Plate 4. Fig. 1.—	MILVUS FURCATUS ( <i>The Fork-tailed Kite</i> ) . . . . .	222
Fig. 2.—	Head of the PERNIS CRISTATA, Cuv. ( <i>The Crested Honey Buzzard of Java</i> ) . . . . .	223
Fig. 3.—	BUTEO JACKAL ( <i>The Rou-noir or Jackal Buzzard</i> ) . . . . .	223
Fig. 4.—	SERPENTARIUS CRISTATUS ( <i>The Crested Secretary or Snake-eater</i> ) . . . . .	224
Plate 4. bis. Fig. 1.—	PERNIS CRISTATA, Cuv. ( <i>The Honey Buzzard of Java</i> ) . . . . .	223
Fig. 2.—	FALCO PENNSYLVANICUS, Wils. ( <i>The American Sparrow Hawk</i> ) . . . . .	221
Fig. 3.—	BUTEO ALBICAUDUS, Vieill. ( <i>The White-tailed Buzzard</i> ) . . . . .	223
Plate 5. Fig. 1.—	FALCO HALIÆTUS, Lin. ( <i>The Osprey</i> ) . . . . .	217
Fig. 2.—	HARPYIA FEROX & Harpyia Maxima, Vieill. ( <i>The American or Great Harpy</i> ) . . . . .	218
Fig. 3.—	CARACARA VULGARIS ( <i>The Common Caracara</i> ) . . . . .	218
Plate 6. Fig. 1.—	HARPYIA MAXIM., Vieillot ( <i>The Great Harpy</i> ) . . . . .	218

	AVES.	Vol. I. Page
Plate 6. Fig. 2.—View of the Head and Face of the <i>Great Harpy</i>		. 218
Fig. 3.— <i>FALCO GUIANENSIS</i> , Daud. ( <i>The Small Eagle of Guiana</i> )		. 219
Plate 6. bis. Fig. 1.— <i>FALCO PALUSTRIS</i> , Pr. Max.		. 224
Fig. 2.— <i>STRIX BUBO</i> , Enl. ( <i>The Grand Duc of Naturalists</i> )		. 227
Fig. 3.— <i>SYRNIUM ALUCO</i> , Lin.		. 226
Plate 7. Fig. 1.— <i>OTUS MACRORHYNCHOS</i> , Tem. ( <i>The Large-beaked Owl</i> )		. 226
Fig. 2.— <i>STRIX FLAMMEA</i> , Lin. ( <i>The Ominous Screech-owl</i> )		. 227
Fig. 3.— <i>SYRNIUM PAGODARUM</i> ( <i>The Village Owl</i> )		. 227
Plate 8. Fig. 1.— <i>BUBO VIRGINIANUS</i> ( <i>The Virginian Duc</i> )		. 228
Fig. 2.— <i>NOCTUA ULULANS</i> ( <i>The Screeching Owl</i> )		. 228
Fig. 3.— <i>SCOPS VULGARIS</i> ( <i>The Common Scops-eared Owl</i> )		. 229
Plate 9. Fig. 1.— <i>EDOLIUS REMIFER</i> ; <i>Lanius Malabaricus</i> , Shaw ( <i>The Malabar Shrike</i> )		. 241
Fig. 2.— <i>PHYBALURA FLAVIROSTRIS</i> ( <i>The Brazilian Yellow Bill</i> )		. 242
Plate 10. Fig. 1.— <i>CUCULUS GAIRA</i> , Vieill. ( <i>The Spotted Cuckoo</i> )		. 298
Fig. 2.— <i>COCCYZUS GEOFFROYI</i> ( <i>The Couas Cuckoo</i> )		. 298
Fig. 3.— <i>CENTROPUS MENEBIKI</i> ( <i>The Lark-nailed Coucal</i> )		. 299
Plate 11. Fig. 1.— <i>COCCYZUS CRISTATUS</i> , Vaill. ( <i>The Couas</i> )		. 298
Fig. 2.— <i>CUCULUS CANORUS</i> , Lin. ( <i>The Common Cuckoo</i> )		. 298
Fig. 3.—The Bill of the <i>SACROTHERA VETULA</i> , Vieill.		. 299
Fig. 4.— <i>INDICATOR MINOR</i> , Vaill. ( <i>The Indicator</i> )		. 299
Plate 12. Fig. 1.— <i>LANIUS COLLARIS</i> ( <i>The Collared Shrike</i> )		. 235
Fig. 2.— <i>GRAUCALUS MELANOPS</i> ( <i>The Dark-eyed Choucari</i> )		. 235
Fig. 3.— <i>BARITA STEPERA</i> , Shaw ( <i>The Norfolk Island Bird</i> )		. 234
Plate 13. Fig. 1.— <i>OCYPTERUS ALBOVITALIS</i>		. 233
Fig. 2.— <i>LANIUS PLUMATUS</i> , Shaw		. 233
Fig. 3.— <i>BARITA ANAPHORESIS</i> , Temm.		. 234
Plate 14. Fig. 1.— <i>LANIUS PITANGUA</i> , Gm.		. 236
Fig. 2.— <i>BETHYLUS PICATUS</i> , Vaill.		. 235
Fig. 3.— <i>LANIUS CAYANUS</i> , Gm.		. 233
Plate 15. Fig. 1.— <i>GYMNOCEPHALUS CAPUCINUS</i> , Less.		. 239
Fig. 2.— <i>AMPELIS COTINGA</i> , Lin.		. 240
Fig. 3.— <i>MUSCICAPA PARADISI</i> , Gm.		. 236
Plate 16. Fig. 1.— <i>PARDALOTUS CRISTATUS</i> ( <i>The Ornamented Pardalote</i> )		. 236
Fig. 2.—Bill of <i>LANIUS TYRANNUS</i> ( <i>The Tyrant</i> )		. 236
Fig. 3.—Bill of the <i>MUSCIPETA CORONATA</i>		. 237
Fig. 4.— <i>MUSCICAPA MINIATA</i> , Temm. ( <i>The Small Fly-catcher</i> )		. 238
Fig. 5.—Bill of <i>GYMNOCEPHALUS CALVUS</i> , Gm. ( <i>The Bald Tyrant</i> )		. 239
Fig. 6.— <i>PLATYRHYNCHUS CANCONUS</i> , Temm. ( <i>The Broad-billed Fly-catcher</i> )		. 237
Fig. 7.— <i>CEPHALOPTERUS ORNATUS</i> , Geoff. ( <i>The Ornamented Cephalopterus</i> )		. 239
Plate 17. Fig. 1.— <i>MYOTHERA SUPERCILIOSA</i> ( <i>The Supercilious Ant-catcher</i> )		. 246
Fig. 2.— <i>CINCLUS VULGARIS</i> ( <i>The Common Water-Thrush</i> )		. 248
Fig. 3.— <i>PHILEDON CARUNCULATUS</i> ( <i>The Carunculated African Thrush</i> )		. 248
Plate 18. <i>STRATHIO CAMELUS</i> ( <i>The Ostrich of the Eastern Continent</i> )		. 325

AVES.		Vol. I. Page
2nd Plate 18. Fig. 1.—	AMPELIS CARNIFEX ( <i>The Butcher Chatterer</i> )	239
Fig. 2.—	Head of the PROCNIA AVERANO ( <i>The Variegated Chatterer</i> )	241
Fig. 3.—	BOMBYALLA CEDRORUM ( <i>The Chatterer of the Cedars</i> )	240
Fig. 4.—	GYMNODERUS NUDICOLLIS ( <i>The Bare-necked Chatterer</i> )	241
Fig. 5.—	Spiny Rump-feather and Bill of CEBLEPYRIS CANUS ( <i>The African Crown Bird</i> )	240
Fig. 6.—	Bill of the TERSINA HIRUNDINACEA ( <i>The Swallow Crown Bird</i> )	240
Plate 19. Fig. 1.—	TANAGRA MEXICANA, Enl.	242
Fig. 2.—	AMPELIS GARRULUS, Lin. ( <i>The Bohemian Chatterer</i> )	240
Fig. 3.—	TARDUS PALMARUM, Gm.	243
Plate 20. Fig. 1.—	TANAGRA MAGNA ( <i>The Grosbeak Tanager</i> )	242
Fig. 2.—	TARDUS MERULA, Lin. ( <i>The European Black-bird</i> )	243
Fig. 3.—	TANAGRA JACAPA	243
Plate 21. Fig. 1.—	ORIOULUS GALBULA ( <i>The Yellow Thrush</i> )	251
Fig. 2.—	GRALLINA MELANOLEUCA, Vieill.	246
Fig. 3.—	MEROPS MONACHUS, Lath.	252
Plate 22. Fig. 1.—	EURLAIMUS CORYDON, Tem.	260
Fig. 2.—	PIPIRA PAREOLA, Enl. ( <i>The Manakin</i> )	260
Fig. 3.—	EMBERIZA CITRINELLA ( <i>The Yellow Bunting</i> )	260
Plate 23. Fig. 1.—	FRINGILLA CARDUELIS, Lin. ( <i>The Common Goldfinch</i> )	270
Fig. 2.—	RUPICOLA VIRIDIS, Tem. ( <i>The Green Cock of the Rock</i> )	259
Fig. 3.—	FRINGILLA MONTIFRINGILLA, Lin. ( <i>The Mountain Finch</i> )	270
Plate 24. Fig. 1.—	FICEDULA SIALIS, Enl. ( <i>The American Stone-chat</i> )	254
Fig. 2.—	CURRUCA SUBALPINA ( <i>The Curruca of the Lesser Alps</i> )	256
Fig. 3.—	REGULUS IGNICAPILLUS, Naum.	257
Fig. 4.—	Bill of the ACCENTOR ALPINUS, Beckst. ( <i>The Accentor of the Alps</i> )	256
Fig. 5.—	Bill of the SAXICOLA RUBICOLA ( <i>The Mill Clapper</i> )	252
2nd Plate 24. Fig. 1.—	ALAUDA APIATA ( <i>The Bateleuse</i> )	264
Fig. 2.—	PARUS BIARMICUS ( <i>The Bearded Titmouse</i> )	266
Fig. 3.—	Head of the PARUS CÆRULEUS ( <i>The Blue-headed Titmouse</i> )	265
Fig. 4.—	PYRGITA CIRIS ( <i>The Lark Bunting</i> )	267
Fig. 5.—	Bill of the REMIZ ( <i>The Pendulous Titmouse</i> )	266
Fig. 6.—	Bill of the ALAUDA CALANDRA	264
Fig. 7.—	Bill of the EMBERIZA CIRIUS	267
Fig. 8.—	Bill of the TISSERIN JAUNE ( <i>The Yellow Weaver</i> )	268
Fig. 9.—	Bill of the FRINGILLA MONTIFRINGILLA	270
Fig. 10.—	Bill of the LINARIA CANNABINA ( <i>The Linnet</i> )	271
Plate 25. Fig. 1.—	VIDUA LONGICAUDA ( <i>The Long-tailed Widow</i> )	272
Fig. 2.—	Bill of the <i>Common Grosbeak</i>	272
Fig. 3.—	Bill of PITYLUS CANADENSIS ( <i>The Canadian Grosbeak</i> )	273
Fig. 4.—	PYRRHULA VULGARIS ( <i>The Common Bullfinch</i> )	273
Fig. 5.—	Bill of LOXIA CURVIROSTRA ( <i>The Crossbill</i> )	273
Fig. 6.—	Bill of the CORYTHUS ENCLEATOR	274
Fig. 7.—	COLIUS LEUCONOTUS, Lath. ( <i>The Coley</i> )	274
Fig. 8.—	Bill of BUPHAGA AFRICANA ( <i>The Beef-eater</i> )	275
Plate 26. Fig. 1.—	EULABES JAVANUS, Vieill. ( <i>The Javanese Grakle</i> )	249

AVES.		Vol. I. Page
Plate 26.	Fig. 2.—GRACULA PAGODARUM, Vieill. ( <i>The Martin</i> ) . . . . .	250
	Fig. 3.—PYRRHOCORAX ALPINUS ( <i>The Alpine Crow</i> ) . . . . .	251
	Fig. 4.—Bill of MANORHINA VIRIDIS ( <i>The Green Bee-eater</i> ) . . . . .	250
Plate 27.	Fig. 1.—ANABATES SUPERCILIARIS ( <i>The Thrush-billed Nuthatch</i> ) . . . . .	283
	Fig. 2.—SYNALLAXIS TESSELLATA ( <i>The Tessellated Nuthatch</i> ) . . . . .	283
	Fig. 3.—SITTA CASTANEA, Col. du Mus. ( <i>The European Nuthatch</i> ) . . . . .	282
	Fig. 4.—Bill of XENOPS RUTILUS ( <i>The Shining Nuthatch</i> ) . . . . .	283
2nd Plate 27.	Fig. 1.—ORIOLOUS COUDOUGNAN, Vaill. ( <i>The Coudougnan of India</i> ) . . . . .	251
	Fig. 2.—MÆNURA LYRA, Vieill. ( <i>The Lyra Bird, or Superb Mænura</i> ) . . . . .	252
Plate 27. bis.	Fig. 1.—MOTACILLA ÆNANTHE ( <i>The Wheat-eat</i> ) . . . . .	253
	Fig. 2.—MOTACILLA LUSCINIA ( <i>The Nightingale</i> ) . . . . .	254
	Fig. 3.—SYLVIA SUBALPINA, Bonelli . . . . .	256
Plate 28.	Fig. 1.—DICEUM ERYTHRONOTOS, Vieill. ( <i>The Scarlet-backed Creeper</i> ) . . . . .	285
	Fig. 2.—MELITHREPTUS VESTIARIUS ( <i>The Scarlet-feathered Creeper</i> ) . . . . .	285
	Fig. 3.—CINNYRIS SOLARIS ( <i>The Sun-creeper</i> ) . . . . .	286
	Fig. 4.—Bill of the ARACHNOTHERA LONGIROSTRA, Tem. ( <i>The Long-billed Creeper</i> ) . . . . .	286
Plate 29.	Fig. 1.—PICA CHRYSOPS ( <i>The Crested Jay</i> ) . . . . .	278
	Fig. 2.—GARRULUS CRISTATUS ( <i>The Blue Jay of Catesby</i> ) . . . . .	279
	Fig. 3.—TEMIA VARIANS ( <i>The Variable Pie</i> ) . . . . .	279
	Fig. 4.—Bill of CORVUS SPLENDENS ( <i>the Splendid Jay</i> ) . . . . .	278
	Fig. 5.—Bill of CARYOCACTES VULGARIS ( <i>the Common Nut-cracker</i> ) . . . . .	279
	Fig. 6.—GLAUCOPIS CINEREA ( <i>The Ash-coloured Glaucopsis</i> ) . . . . .	279
Plate 29. bis.	Fig. 1.—CORVUS LELCOPHÆUS, Temm. ( <i>The Northern Raven</i> ) . . . . .	277
	Fig. 2.—CORVUS CARYOCACTES, Lin. ( <i>The Common Nut-cracker</i> ) . . . . .	279
	Fig. 3.—CORVUS GLANDARIUS, Lin. ( <i>The Jay of Europe</i> ) . . . . .	278
Plate 30.	Fig. 1.—PARADISÆA APODA ( <i>The Great Bird of Paradise</i> ), also called <i>The Emerald Bird of Paradise</i> . . . . .	281
	Fig. 2.—PARADISÆA AUREA ( <i>The Golden-breasted Bird of Paradise</i> ) . . . . .	281
Plate 31.	Fig. 1.—RUPICOLA VULGARIS ( <i>The Common Cock of the Rock</i> ) . . . . .	259
	Fig. 2.—PIPIRA ERYTHROCEPHALA ( <i>The Yellow-headed Manakin</i> ) . . . . .	260
	Fig. 3.—EURYLAIMUS MACRORHYNCHOS ( <i>Linnæus' Todus</i> ) . . . . .	260
Plate 31. bis.	Fig. 1.—CYPSELUS MURARIUS, Tem. ( <i>The Martinet</i> ) . . . . .	261
	Fig. 2.—CAPRAMULGUS EUROPÆUS ( <i>The European Goat-sucker</i> ) . . . . .	263
	Fig. 3.—HIRUNDO URBICA, Lin. ( <i>The Swallow</i> ) . . . . .	261
Plate 32.	Fig. 1.—MEROPS AMICTUS, Temm. ( <i>The Green Bee-eater</i> ) . . . . .	291
	Fig. 2.—PRIONITES BRASILIENSIS, Illig. ( <i>The Brazilian Saw-bill</i> ) . . . . .	291
Plate 33.	Fig. 1.—CORACIAS BENGALENSIS, Gmel. ( <i>The Bengal Roller</i> ) . . . . .	280
	Fig. 2.—COLARIS GARRULLA, Gmel. ( <i>The Garrulous Roller</i> ) . . . . .	280
Plate 34.	Fig. 1.—LOXIA ENUCLEATOR, Lin. ( <i>The Pine Grosbeak</i> ) . . . . .	274
	Fig. 2.—LOXIA COCCOTHAUSTES, Lin. ( <i>The Common Grosbeak</i> ) . . . . .	272
	Fig. 3.—LOXIA CURVIROSTRA, Lin. ( <i>The Crossbill</i> ) . . . . .	273
Plate 35.	Fig. 1.—CERTHIA FAMILIARIS ( <i>The Common Creeper</i> ) . . . . .	283
	Fig. 2.—DENDROCOLAPTES FALCIROSTRIS ( <i>The Hooked-billed Wood-pecker</i> ) . . . . .	284

## AVES.

Vol. I. Page

Plate 35. Fig. 3.—Bill of the DENDROCOLAPTES NASICA ( <i>The Nasican Woodpecker</i> )	284
Fig. 4.—Bill of the DENDROCOLAPTES PROCURVUS ( <i>The Red-billed Woodpecker</i> )	284
Fig. 5.—Bill of the TICHODROMA MURARIA ( <i>The Wall-creeper</i> )	284
Fig. 6.—NECTARINIA BARBONICA ( <i>The Guitquit</i> )	285
Plate 35. bis. Fig. 1.—UPUPA SUPERBA ( <i>The Splendid Puet</i> )	289
Fig. 2.—DENDROCOLAPTES COMMUNIS, Gm. ( <i>The Woodpecker</i> )	284
Fig. 3.—DENDROCOLAPTES PROCURVUS, Tem.	284
Plate 35. ter. Fig. 1.—CERTHIA CYANEA, Vieill.	285
Fig. 2.—CERTHIA MURARIA, Linn. ( <i>The Wall-creeper</i> )	284
Fig. 3.—CERTHIA FLAVEOLA	285
Plate 36. Fig. 1.—STURNUS VULGARIS, Lin. ( <i>The Common Starling</i> )	276
Fig. 2.—COLARIS MADAGASCARIENSIS ( <i>The Madagascar Roller</i> )	280
Fig. 3.—ORIOIUS CRISTATUS, Gmel. ( <i>The Cassique</i> )	275
Plate 37. Fig. 1.—ORIOIUS JACAMACCHII, Gm.	275
Fig. 2.—MOTACILLA CAYANA, Gm. ( <i>The Pitpit</i> )	276
Fig. 3.—CINNYRIS SENEGALENSIS	286
Plate 38. Fig. 1.—XANTHORNIUS JACAMACCHII, Gm.	275
Fig. 2.—OXRYRNCHEUS FLAMMICEPS	276
Fig. 3.—STURNUS RUBER, Gm.	276
Fig. 4.—Bill of the CASSICUS HÆMORRHONS	275
Fig. 5.—Bill of ICTERUS NIGER ( <i>The Black Icterus</i> )	275
Fig. 6.—Bill of DACNIS CAYANA ( <i>The Cayenne Dacnis</i> )	276
Plate 39. Fig. 1.—UPUPA MINOR, Vieill. ( <i>The Less or African Hoopoe</i> )	289
Fig. 2.—PROMEROPS CAFFER, Eln. ( <i>The New Guinea Hoopoe</i> )	289
Fig. 3.—EPIMACHUS MAGNIFICUS ( <i>The Magnificent Epimachus</i> )	290
Plate 40. Fig. 1.—MICROGLOSSUS ATERRIMUS, Geoff. ( <i>The Black-horned Paroquet</i> )	306
Fig. 2.—PEZOPORUS FORMOSUS ( <i>The Beautiful Nimble Paroquet</i> )	306
Plate 41. Fig. 1.—MUSOPHAGA GIGANTEA, Vieill. ( <i>The Gigantic Touraco or Violet-coloured Plantain-eater</i> )	307
Fig. 2.—CORYTHAIX PAULINA, Temm. ( <i>The Touraco of Pauline</i> )	306
Plate 42. Fig. 1.—TROGLODYTES LONGIROSTRIS ( <i>The European Wren</i> )	258
Fig. 2.—Bill of TROGLODYTES COMMUNIS ( <i>The Common Wren</i> )	258
Fig. 3.—MOTACILLA LUGUBRIS ( <i>The Lugubrious Wagtail</i> )	258
Fig. 4.—Foot of BADYTES FLAVA ( <i>The Yellow Wagtail</i> )	258
Fig. 5.—ANTHUS ARBOREUS ( <i>The Tree Pippit</i> )	258
2nd Plate 42. Fig. 1.—ALCEDO CRISTATA ( <i>The Crested King-fisher</i> )	292
Fig. 2.—CEYX TRIBRACHYS, Sh. ( <i>The Three-toed King-fisher</i> )	292
Plate 42. bis. Fig. 1.—MOTACILLA REGULUS, Lin. ( <i>The Roitelet</i> )	257
Fig. 2.—MOTACILLA ALPINA, Gm. ( <i>The Alpine Fauvette</i> )	256
Fig. 3.—ANTHUS PRATENSIS, Bechst.	259
Plate 43. Fig. 1.—TROCHILUS GRANATINUS ( <i>The Gannet-throated Hummingbird</i> )	287
Fig. 2.—TROCHILUS BRASILIENSIS ( <i>The Brazilian Hummingbird</i> )	287
Fig. 3.—ORTHORHYNCHUS PORA ( <i>The Straight-billed Hummingbird</i> )	288
Fig. 4.—ORTHORHYNCHUS MAGNIFICUS ( <i>The Gigantic Hummingbird</i> )	287

AVES.		Vol. I. Page
Plate 44. Fig. 1.—	LEPTOSOMUS VIRIDIS, Vaill.	299
	Fig. 2.—INDICATOR VARIEGATUS	299
	Fig. 3.—MONASA LEUCOPS	299
2nd Plate 44. Fig. 1.—	TODUS VIRIDIS ( <i>the Tody</i> )	292
	Fig. 2.—BUCEROS HYDROCORAX ( <i>the Hornbill of Gmelin</i> )	293
Plate 45. Fig. 1.—	MALCOHA SUPERCILIOSA ( <i>the Common Malcoha</i> )	300
	Fig. 2.—SCYTHROPS AUSTRALASIE ( <i>the Australian Scythrops</i> )	300
2nd Plate 45. Fig. 1.—	GALBULA ALBIROSTRIS, Vaill.	294
	Fig. 2.—Bill of the JACAMARALCYON	295
	Fig. 3.—PICUS IHERMINIERII, Less. ( <i>the Woodpecker of Lesson</i> )	296
	Fig. 4.—Foot of PICUS TRIDACTYLUS ( <i>the Picoid Woodpecker</i> )	295
	Fig. 5.—YUNX TORQUILLA, Lin. ( <i>the Common Wryneck</i> )	297
3rd Plate 45. Fig. 1.—	HIRUNDO COLLARIS ( <i>the Collared Swallow</i> )	262
	Fig. 2.—Toes of the Martinet	261
	Fig. 3.—Head and Toes of the Goat-sucker	263
	Fig. 4.—PODARGUS CUVIERI ( <i>the Goat-sucker of Cuvier</i> )	263
Plate 46. Fig. 1.—	BUCCO DUVAUCELII, Less. ( <i>Duvaucelii's Barbet</i> )	300
	Fig. 2.—Bill of POGONIAS MAJOR, or SULCIROSTRES, Leach ( <i>the Great Pogon</i> )	300
	Fig. 3.—BUCCO PARVUS; Barbion, Vaill. ( <i>the Barbican</i> )	301
	Fig. 4.—TAMATIA COLLARIS ( <i>the Banded Tamatia</i> )	301
Plate 46. bis. Fig. 1.—	TAMATIA MELANOLEUCOS, Gm. ( <i>the tamatia</i> )	301
	Fig. 2.—MALCOHA BOUVERDIN, Vaill. ( <i>the Malcoha of Vaillant</i> )	300
	Fig. 3.—BUCCO NIGER, Gm. ( <i>the Black-throated Barbet</i> )	300
Plate 46. ter. Fig. 1.—	JACAMEROPS GRANDIS ( <i>the Grand Jacamar</i> )	294
	Fig. 2.—GALBULA RUFICAUDA, Nob., Vaill. ( <i>the Red-tail Jacamar</i> )	294
	Fig. 3.—TODUS PLATYRHYNCHOS, Gm.	293
Plate 47. Fig. 1.—	TROGON PAVONINUS, Tem. ( <i>the Peacock Couroucou</i> )	301
	Fig. 2.—Bill of the TROGON DUVAUCELII ( <i>Duvaucelii's Couroucou</i> )	301
	Fig. 3.—RAMPHASTOS MAXIMUS ( <i>the Greatest-billed Toucan</i> )	302
	Fig. 4.—Bill of CROTOPHAGA MAJOR ( <i>The Greater Ani</i> )	302
Plate 47. bis. Fig. 1.—	RAMPHASTOS ARACARI	303
	Fig. 2.—RAMPHASTOS TOCO ( <i>Vaillant's Bird of Paradise</i> )	302
	Fig. 3.—CROTOPHAGA ANI, Gm.	302
Plate 48. Fig. 1.—	ARA ARACONGA, Gm. ( <i>The Guiana Scarlet Macaw</i> )	303
	Fig. 2.—CACATOES GALERITUS, White ( <i>The Crested Cockatoo</i> )	305
Plate 49. Fig. 1.—	TETRAO UMBELLUS, Gm. ( <i>The Ruffed Heath Cock</i> )	316
	Fig. 2.—TETRAO LAGOPUS, Lin. ( <i>The Ptarmigan, White Grouse, or Partridge of the Pyrenees</i> )	316
	Fig. 3.—PTEROCLES ARENARIUS, Pall. ( <i>The Partridge of Arragon</i> )	317
Plate 50. Fig. 1.—	FRANCOLINUS OCULEUS, Tem. ( <i>The All-eyed Francolin</i> )	318
	Fig. 2.—PERDIX PETROSA, Gm. ( <i>The Rock Partridge</i> )	318
	Fig. 3.—COLINUS CALIFORNIUS, Sh. ( <i>The Californian Colin</i> )	319
Plate 50. bis. Fig. 1.—	TETRAO RUFUS, Lin. ( <i>The Red Partridge</i> )	318
	Fig. 2.—PERDIX TEXTILIS, Tem.	318
	Fig. 3.—FRANCOLINUS CLAMOSUS, Tem.	317



## AVES.

Vol. I. Page

Plate 51.	Fig. 1.—OPISTHOCOMUS CRISTATUS, Lin. ( <i>The Hoazin</i> )	. . .	310
	Fig. 2.—CRAX RUBRA, Lin. ( <i>The Red Hocco</i> )	. . .	308
	Fig. 3.—Head of PENELOPE GUAN ( <i>The Guan</i> )	. . .	309
	Fig. 4.—Head of ORTALIDA PARRAQUA, Lin. ( <i>the Parraqua</i> )	. . .	310
	Fig. 5.—Head of OURAX PAUXI ( <i>the Stone Bird</i> )	. . .	309
Plate 52.	Fig. 1.—CUCULUS PERSA, Lin. ( <i>the Touraco</i> )	. . .	306
	Fig. 2.—CRAX ALECTOR ( <i>the Hocco</i> )	. . .	308
	Fig. 3.—MUSOPHAGA VIOLACEA, Vieill. ( <i>the Plantain Eater</i> )	. . .	307
Plate 53.	Fig. 1.—PHASIANUS GALLUS, Lin. ( <i>the Domestic Cock</i> )	. . .	312
	Fig. 2.—NUMIDA MELEAGRIS, Lin. ( <i>the Common Guinea Hen</i> )	. . .	312
	Fig. 3.—MELEAGRIS GALLO-PAVO, Lin. ( <i>the Commou Turkey</i> )	. . .	311
Plate 54.	Fig. 1.—NUMIDA PTILORHYNCHA, Licht. ( <i>the Crested-billed Guinea Hen</i> )	. . .	312
	Fig. 2.—MELEAGRIS OCELLATA ( <i>the Golden Green-necked Turkey</i> )	. . .	311
Plate 55.	Fig. 1.—TINAMUS BRASILIENSIS, Lath. ( <i>the Brazilian Tinamoo</i> )	. . .	320
	Fig. 2.—PHASIANUS PICTUS, Lin. ( <i>the Golden Pheasant</i> )	. . .	318
	Fig. 3.—HEMIPODIUS NIGRIFRONS, Tem.	. . .	319
Plate 56.	Fig. 1.—PAVO CRISTATUS ( <i>the Common Peacock</i> )	. . .	310
	Fig. 2.—LOPHOPHORUS CUVIERII ( <i>Cuvier's Pheasant</i> )	. . .	311
Plate 56. bis.	Fig. 1.—MEGAPODIUS DUPERREYI, Less.	. . .	358
	Fig. 2.—LOPHOPHORUS REFULGENS, Tem.	. . .	311
Plate 57.	Fig. 1.—CRYPTONYX CORONATUS, Tem. ( <i>the Sumatra Pheasant Bird</i> )	. . .	315
	Fig. 2.—HOUPPIFER DIARDI, Gal. du Mus. ( <i>Diardis' Pheasant</i> )	. . .	313
	Fig. 3.—Head of HOUPPIFER IGNITUS, Sh. ( <i>the Sunda Pheasant</i> )	. . .	314
	Fig. 4.—TRAGOPAN SATYRUS, Gm. ( <i>the Horned Pheasant of Nepaul</i> )	. . .	314
Plate 58.	Fig. 1.—COTURNIX CHINENSIS, Lin. ( <i>The Chinese Grouse</i> )	. . .	318
	Fig. 2.—ORTYGIS PUGNAX, Tem. ( <i>The Fighting Grouse of Java</i> )	. . .	319
	Fig. 3.—TINAMUS RUFESCENS, Tem. ( <i>The Rufescent Tinamoo</i> )	. . .	320
	Fig. 4.—Bill of TINAMUS BRASILIENSIS, Lath. ( <i>The Brazilian Tinamoo</i> )	. . .	320
Plate 59.	—PHASIANUS ARGUS ( <i>The Argus Pheasant</i> )	. . .	314
Plate 60.	Fig. 1.—PHASIANUS TORQUATUS ( <i>The Collared Pheasant</i> )	. . .	318
	Fig. 2.—GALLUS BANKIVA ( <i>The Wild Cock of Java</i> )	. . .	318
	Fig. 2. a.— <i>The Wild Hen of Java</i>	. . .	318
Plate 61.	Fig. 1.—TANAGRA CYANOCEPHALA ( <i>The Blue-headed Tanagra</i> )	. . .	242
	Fig. 2.—Bill of TANAGRA CAYENNENSIS ( <i>The Bulfinch Tanagra</i> )	. . .	242
	Fig. 3.—Bill of TANAGRA MAGNA ( <i>The Great Grosbeak Tanagra</i> )	. . .	242
	Fig. 4.—Bill of TANAGRA SPECULIFERA ( <i>The Oriole Tanagra</i> )	. . .	243
	Fig. 5.—Bill of TANAGRA NIGERRIMA ( <i>The Cardinal Tanagra</i> )	. . .	243
	Fig. 6.—Bill of TANAGRA BRASILIA ( <i>The Ramphoceline Tanagra</i> )	. . .	243
	Fig. 7.—TURDUS ALBIGULARIS ( <i>The White-necked Thrush</i> )	. . .	243
2nd Plate 61.	Fig. 1.—GOURA CORONATA ( <i>The Crowned Pigeon</i> )	. . .	321
	Fig. 2.—COLUMBA PORPHYREA, Tem. ( <i>The Porphyry Pigeon</i> )	. . .	322
	Fig. 3.—VINAGO AROMATICA ( <i>The Spicy Vinago</i> )	. . .	323
Plate 61. bis.	Fig. 1.—OTIS TETRAX, Lin. ( <i>The Little Bustard</i> )	. . .	327

		AVES.	Vol. I. Page
Plate 61. bis.	Fig. 2.—	ÆDICNEMUS LONGIPES, Geoff. St. Hill.	328
	Fig. 3.—	CHARADRIUS HIATICULA, Lin. ( <i>The Ring Plover</i> )	328
Plate 62.	Fig. 1.—	OTIS RUFICOLLIS, Cuv.; Otis Tarda, Lin. ( <i>The Great Bustard</i> )	327
	Fig. 2.—	Bill of OTIS TETRAX, Lin. ( <i>The Little Bustard</i> )	327
	Fig. 3.—	Bill of OTIS AFRA, Lath. ( <i>The Houbara</i> )	327
	Fig. 4.—	ÆDICNEMUS MACULOSUS, Cuv. ( <i>The Speckled Thick-knee</i> )	328
	Fig. 5.—	Bill of ÆDICNEMUS VULGARIS ( <i>The Common Thick-knee</i> )	328
	Fig. 6.—	CHARADRIUS BILOBUS ( <i>The Bilobate Plover</i> )	329
Plate 63.	Fig. 1.—	VANELLUS CAYENNENSIS ( <i>The Cayenne Lapwing</i> )	330
	Fig. 2.—	HÆMATOPUS PALLIATUS, Temm. ( <i>The Cloaked Oystercatcher</i> )	330
	Fig. 3.—	CURSORIUS COROMANDELICUS, Lath. ( <i>The Coromandel Swift-foot</i> )	331
	Fig. 4.—	Bill of VANNEAU COMMUN; Tringa Vanellus, Lin. ( <i>The European Lapwing</i> )	329
	Fig. 5.—	Bill of TRINGA SQUATAROLA, Cuv. ( <i>The Lapwing Plover</i> )	329
Plate 64.	Fig. 1.—	CANCROMA COCHLEÆRIA, Lin. ( <i>The Boat-Bill</i> )	334
	Fig. 2.—	ARDEA AGAMI, Buff. ( <i>The European Crane</i> )	335
Plate 65.	Fig. 1.—	MICRODACTYLUS CRISTATUS, Geoff. ( <i>The Short-finger</i> )	331
	Fig. 2.—	PSOPHIA CREPITANS ( <i>The Trumpeter</i> )	332
	Fig. 3.—	GRUS CARUNCULATA ( <i>The Crowned Crane</i> )	333
Plate 66.	Fig. 1.—	CICONIA MAGUARI, Vieill. ( <i>The American Stork</i> )	337
	Fig. 2.—	Bill of JABIRU MAGUARI SENEGALENSIS, Lath. ( <i>The Jabiru</i> )	337
	Fig. 3.—	SCOPUS UMBRETTA, Vieill. ( <i>The Umber-coloured Stork</i> )	338
Plate 66. bis.	Fig. 1.—	ARDEA CICONIA, Lin. ( <i>The White Stork</i> )	336
	Fig. 2.—	MYCTERIA AMERICANIS ( <i>The American Jabiru</i> )	337
	Fig. 3.—	ARDEA MAJOR, Lin. ( <i>The Common Heron</i> )	334
Plate 67.	Fig. 1.—	ANASTOMUS LAMELLIGER, Tem. ( <i>The Laminated Open-Bill</i> )	338
	Fig. 2.—	TANTALUS IBIS, Lin. ( <i>The African Wood-Pelican</i> )	339
	Fig. 3.—	PLATALEA ATAIA, Vieill. ( <i>The South American Spoon-Bill</i> )	339
Plate 68.	Fig. 1.—	SCOLOPAX GIGANTEA, Tem. ( <i>The Gigantic Wood-cock</i> )	343
	Fig. 2.—	RYNCHÆA HILAREA ( <i>The Brazilian Snipe</i> )	343
	Fig. 3.—	IBIS RELIGIOSA ( <i>The Sacred Ibis</i> )	340
Plate 68. bis.	Fig. 1.—	TRINGA ISLANDICA, Gm. ( <i>The Sand Piper</i> )	344
	Fig. 2.—	TRINGA PUGNAX, Lin. ( <i>The Ruff</i> )	346
	Fig. 3.—	SCOLOPAX ARCUATA, Lin. ( <i>The European Curlew</i> )	342
Plate 69.	Fig. 1.—	LIMOSA MELANURA, Leis. ( <i>The Black-tailed God-wit</i> )	344
	Fig. 2.—	Bill of CALIDRIS RUFA, Wils. ( <i>The Red Sanderling</i> )	344
	Fig. 3.—	Bill of ARENARIA CALIDRIS, Gm. ( <i>The Common Sanderling</i> )	345
	Fig. 4.—	Bill of PELIDNA ALPINA, Gm. ( <i>The Alpine Pelidna</i> )	345
	Fig. 5.—	Bill of FALCINELLA, or S. Pygmœa Lin. ( <i>The Pigmy Curlew</i> )	346
	Fig. 6.—	Bill of PHALAROPUS LOBATUS ( <i>The Lobated Phalarope</i> )	347
	Fig. 7.—	Bill of STREPSILAS INTERPRES, Lin. ( <i>The Strepsilas</i> )	347
	Fig. 8.—	Bill of TOTANUS FUSCUS ( <i>The Fuscous Sandpiper</i> )	348
	Fig. 9.—	Bill of HIMANTOPUS NIGRICOLLIS, Wils. ( <i>The American Longshanks</i> )	350
	Fig. 10.—	RECURVIROSTRA ORIENTALIS ( <i>The Oriental Avoset</i> )	350

## AVES.

	Vol. I. Page
Plate 69. bis. Fig. 1.— <i>FULICA CHLOROPUS</i> , Lin. ( <i>The Water Hen</i> ) . . . . .	354
Fig. 2.— <i>FULICA PHORPHORUS</i> , Lin. . . . .	354
Fig. 3.— <i>FULICA ATRA</i> , Gm. ( <i>The Coot</i> ) . . . . .	355
2nd Plate 69. bis. Fig. 1.— <i>PALAMEDA CORNUTA</i> , Lin. . . . .	352
Fig. 2.— <i>CHARADRIUS HIMANTOPUS</i> , Lin. . . . .	350
Fig. 3.— <i>RECURVIROSTRA AVOCETTA</i> , Lin. . . . .	350
Plate 69. ter. Fig. 1.— <i>TRINGA VANELLUS</i> , Lin. ( <i>The European Lapwing</i> ) . . . . .	320
Fig. 2.— <i>HÆMATOPUS OSTRALEGUS</i> , Lin. ( <i>The Oyster-catcher</i> ) . . . . .	330
Fig. 3.— <i>CURSORIUS ISABELLINUS</i> , Meyer . . . . .	331
Plate 70. Fig. 1.— <i>PARRA ALBINUCA</i> , Isid. Geoff. ( <i>The Browsed Jacana</i> ) . . . . .	351
Fig. 2.—Head of the <i>PALAMEDA CORNUTA</i> . . . . .	352
Fig. 3.— <i>CHAUNA CHAVARIA</i> , Lin. ( <i>The Chaia of Paraguay</i> ) . . . . .	353
Fig. 4.— <i>MEGAPODIUS DUPERREYI</i> ( <i>The Tavon of Duperrey</i> ). For another view, see plate 56. bis. fig. 1. . . . .	353
Plate 70. bis. Fig. 1.— <i>RALLUS GULARIS</i> ( <i>The European Water Rail</i> ) . . . . .	353
Fig. 2.— <i>PORPHYRIO SMARAGNOTUS</i> , Tem. ( <i>The Emerald or Sul-tana Coot</i> ) . . . . .	354
Fig. 3.—Bill of the <i>RALLUS AQUATICUS</i> ( <i>The Water Rail</i> ) . . . . .	353
Fig. 4.—Bill of the <i>RALLUS CREX</i> , Lin. ( <i>The Rail</i> ) . . . . .	353
Fig. 5.—Bill of the <i>RALLUS PORZANA</i> ( <i>The Spotted Rail</i> ) . . . . .	353
Fig. 6.—Bill and foot of the <i>GALLINULA CHLOROPUS</i> , Lath.; or <i>Fulica chloropus</i> , Lin. ( <i>The Water Hen</i> ) . . . . .	354
Fig. 7.—Bill and foot of the <i>FULICA ATRA</i> ( <i>The Common Coot</i> ) . . . . .	355
Fig. 8.—Head of the <i>CHIONIS NECROPHAGA</i> , Vieill. ( <i>The Sheath-bill</i> ) . . . . .	355
Plate 70. ter. Fig. 1.— <i>SCOLOPAX CAPENSIS</i> , Gm. . . . .	343
Fig. 2.— <i>SCOLOPAX HELIAS</i> , Lath.: <i>Andea Helias</i> , Lin. . . . .	333
Fig. 3.— <i>PHALAROPUS RUFUS</i> , Beckst. . . . .	347
Plate 71. Fig. 1.— <i>GLAREOLA LACTEA</i> , Tem. ( <i>The Milky Pratincole</i> ) . . . . .	356
Fig. 2.— <i>PHŒNICOPTERUS IGNIPALLIATUS</i> ( <i>The Fiery Flamingo</i> ) . . . . .	356
Fig. 3.—Bill of the <i>PHŒNICOPTERUS RUBER</i> ( <i>The Red Flamingo</i> ) . . . . .	356
Plate 71. bis. Fig. 1.— <i>GLAREOLA AUSTRIACA</i> , Enl. ( <i>The European Sea Partridge</i> ) . . . . .	355
Fig. 2.— <i>PHŒNICOPTERUS RUBER</i> , Enl. ( <i>The Red Flamingo</i> ) . . . . .	356
Fig. 3.— <i>VAGINALIS CHIONIS</i> , Lath. ( <i>The Sheath-bill</i> ) . . . . .	355
Plate 72. Fig. 1.— <i>PODICEPS CORNUTUS</i> , Vieill. ( <i>The Dusky Grebe</i> ) . . . . .	358
Fig. 2.— <i>HELIORNIS SURINAMENSIS</i> , Gmel. ( <i>The Surinam Heliornis</i> ) . . . . .	358
Fig. 3.—Head and Foot of the <i>COLYMBUS GLACIALIS</i> , Lin. ( <i>The Great Northern Diver</i> ) . . . . .	359
Fig. 4.—Bill of the <i>URIA GRYLLE</i> , Vieill. ( <i>The Spotted Guillemot or Greenland Dove</i> ) . . . . .	360
Fig. 5.— <i>CEPHUS MINOR</i> , Gmel. ( <i>The Little Guillemot</i> ) . . . . .	360
Plate 73. Fig. 1.— <i>LARUS MARINUS</i> ( <i>The Great Black-backed Gull</i> ) . . . . .	365
Fig. 2.— <i>STERNA HIRUNDO</i> , Lin. ( <i>The Common Tern or Sea Swallow</i> ) . . . . .	367
Fig. 3.—Bill of the <i>NODDI</i> ; <i>Sterna Stolidi</i> , L., ( <i>The Noddy</i> ) . . . . .	368
Fig. 4.—Bill of the <i>RHYNCHOPS NIGRA</i> , Lin. ( <i>The Black Skimmer</i> ) . . . . .	368
Plate 74. Fig. 1.— <i>PELICANUS ONOCROTALUS</i> , Lin. ( <i>The Braying or Common Pelican</i> ) . . . . .	369
Fig. 2.— <i>TACHYPETES AQUILUS</i> , Lin. ( <i>The South Sea Frigate Bird</i> ) . . . . .	370

AVES.		Vol. I. Page
Plate 74. Fig. 3.—	CARBO BILOPHUS, or Cristatus ( <i>The Crested Cormorant</i> )	. 370
Plate 75. Fig. 1.—	APTENODYTES PATAGONICA, Gm. ( <i>The Great Penguin</i> )	. 362
Fig. 2.—	ALCA TORDA, Gm. ( <i>The Common Auk</i> )	. 361
Plate 76. Fig. 1.—	PROCELLARIA PELAGICA, Lin. ( <i>Mother Carey's Chicken</i> )	. 363
Fig. 2.—	Bill of PROCELLARIA GLACIALIS ( <i>The Fulmar</i> )	. 363
Fig. 3.—	Bill of the PUFFINUS ÆQUINOCTIALIS, Edw. ( <i>The Equinoctial Puffin</i> )	. 364
Fig. 4.—	Bill of the PACHYPTILA VITTATA, Forst. ( <i>The Zoned Prions</i> )	. 364
Fig. 5.—	DIOMEDEA MELANOPHRIS, Temm. ( <i>The Albitross</i> )	. 365
Plate 77. Fig. 1.—	DIOMEDEA EXULANS, Lin. ( <i>The Common Albitross</i> )	. 365
Fig. 2.—	PROCELLARIA CAPENSIS ( <i>The Cape Petrel or Cape Pigeon</i> )	. 363
Fig. 3.—	LARUS CREPIDATUS, Gm. ( <i>The Arctic Gull</i> )	. 367
Plate 78. Fig. 1.—	PELICANUS BASSANUS, Lin. ( <i>The Adult Booby</i> )	. 370
Fig. 2.—	ANAS ATRATA, Lath. ( <i>The Black Swan</i> )	. 372
Fig. 3.—	RHYNCHOPS NIGRA, Lin. ( <i>The Black Skimmer</i> )	. 368
Plate 79. Fig. 1.—	PLOTUS LEVAILLANTI, Temm. ; or Anhinga Levailant ( <i>The Black-bellied Darter</i> )	. 371
Fig. 2.—	SULA PARVA, Gm. ( <i>The Bassan or Common Booby</i> )	. 370
Fig. 3.—	PHÆTON PHENICURUS, Vieill. ( <i>The Common Tropic Bird</i> )	. 371
Plate 80. Fig. 1.—	CYGNUS OLOR, Gm. ( <i>The Red-billed or Domestic Swan</i> )	. 372
Fig. 2.—	ANSER ERYTHROPUS, Gm. ( <i>The Bernacle Goose</i> )	. 374
Fig. 3.—	ANAS ALBEOLA ( <i>The Golden Eye</i> )	. 376
Plate 81. Fig. 1.—	ANSER CINERIUS, Meyer ( <i>The Wild Goose</i> )	. 373
Fig. 2.—	MERGUS SERRATOR, Lin. ( <i>The Red-breasted Merganser</i> )	. 380
Fig. 3.—	ANAS BOSCHAS, Lin. ( <i>The Wild Mallard</i> )	. 378
Plate 82. Fig. 1.—	EIDER ; Anas Mollissima, Lin. ( <i>The Eider or St. Cuthbert's Duck</i> )	. 376
Fig. 2.—	TADORNE ; Anas Boschas, Lin. ( <i>The Mallard of Belon</i> )	. 378
Fig. 3.—	MERGUS CUCULLATUS, Enl. ( <i>The Goosander</i> )	. 380
Plate 83. Fig. 1 —	STRUTHIO CAMELUS, Cuv. ( <i>The Ostrich</i> )	. 325
Fig. 2 —	CASUARIUS GALEATUS ( <i>The Galeated Cassowary</i> )	. 325
Plate 98. Fig. 1.—	Skeleton of the <i>Ibis</i> , from a Mummy found at Thebes in Egypt	. 340
Fig. 2.—	Figure of the <i>Ibis</i> , copied from one of the Temples of Upper Egypt.	. 340
Fig. 3.—	Bill drawn from the Mummy of an <i>Ibis</i> , by M. Olivier	. 340
Plate 99. Fig. 1 —	NUMENIUS IBIS ( <i>The True Ibis of the Egyptians</i> )	. 341


1



2



3



4



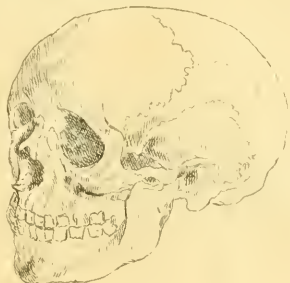
5



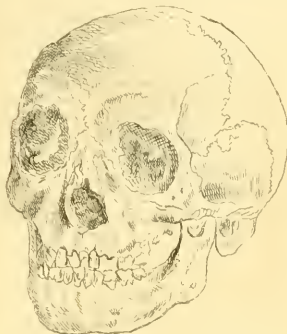
1. Caucasian Variety of the Human Species. 2. Mongolian. Do. 3. Ethiopian. Do. 4. American. Do. 5. Malay. Do.



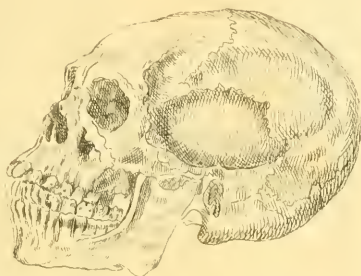
1



2



3



4



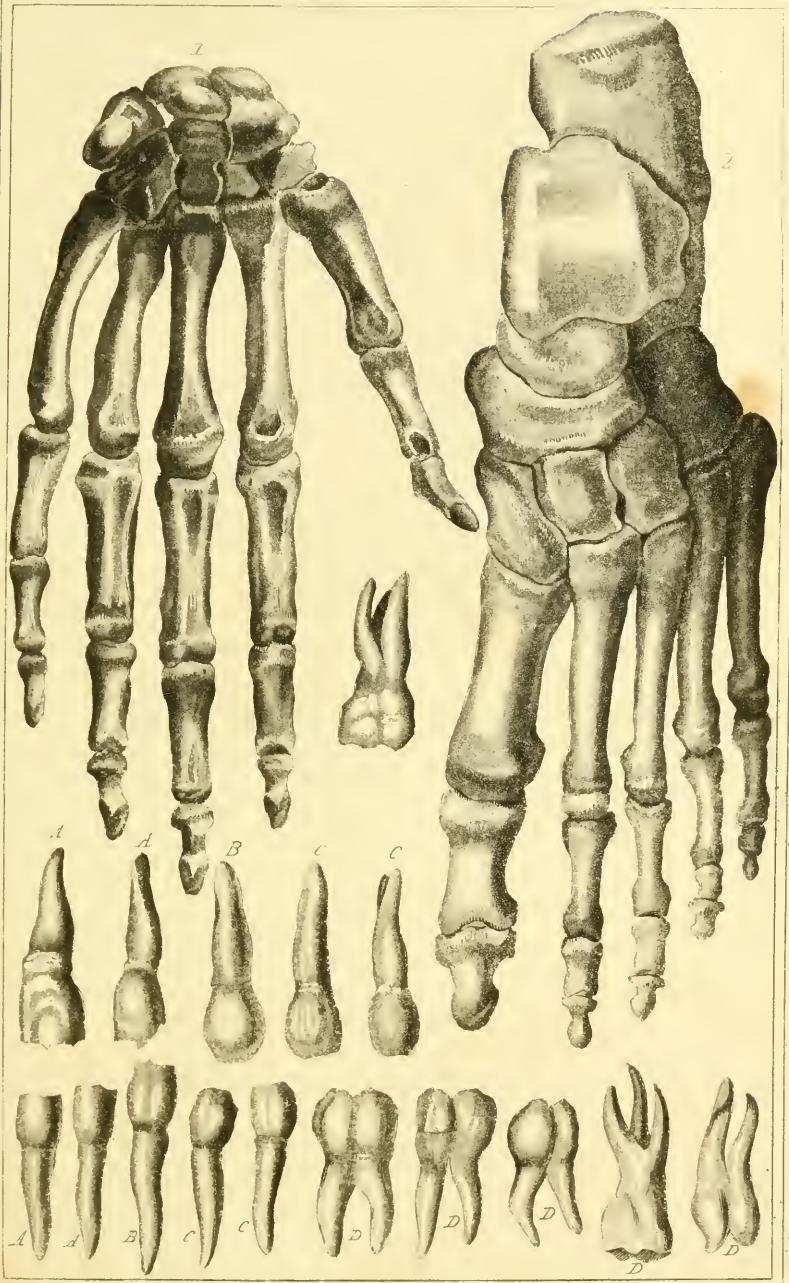
5



1. Skull of a Georgian female (Caucasian Variety) 2. Skull of a Calmuck (Mongolian Variety) 3. Skull of a Negro, Ethiopian Variety; 4. Skull of a Carib as flattened by pressure in infancy (American Variety) 5. Skull of a Carib as formed naturally (American Variety)







1 The left Hand of a Man with its Twenty seven bones. 2 The left foot of a Man with its 26 bones.  
 A.A. the cutting teeth of a Man. B the canine teeth. C the grinding teeth.





1 Canine Tooth of the Asiatic Orang Outang 2 Drum of the Hyoid bone of the Red Howling Monkey  
 3 Head of the Howler Monkey 4 Front of the Upper Jaw of the Asiatic Orang Outang a a Canine Teeth  
 b b Cutting Teeth c c Cutting Teeth twice the breadth of the outside ones 5 Dentition of the Pomae




18 n.s.



Front View of the  
Orang Outang or Pigmy of Tyson.

London: Henderson 2 Old Bailey





1. *Simia satyrus* (The Orang Outang) 2. *Simia troglodytes* (The Chimpanzee) 3. *Hylobates syndactylus* (The Sumang) another View see Mammalia Pl 7. 4. *Cercopithecus nana* (The Mona)



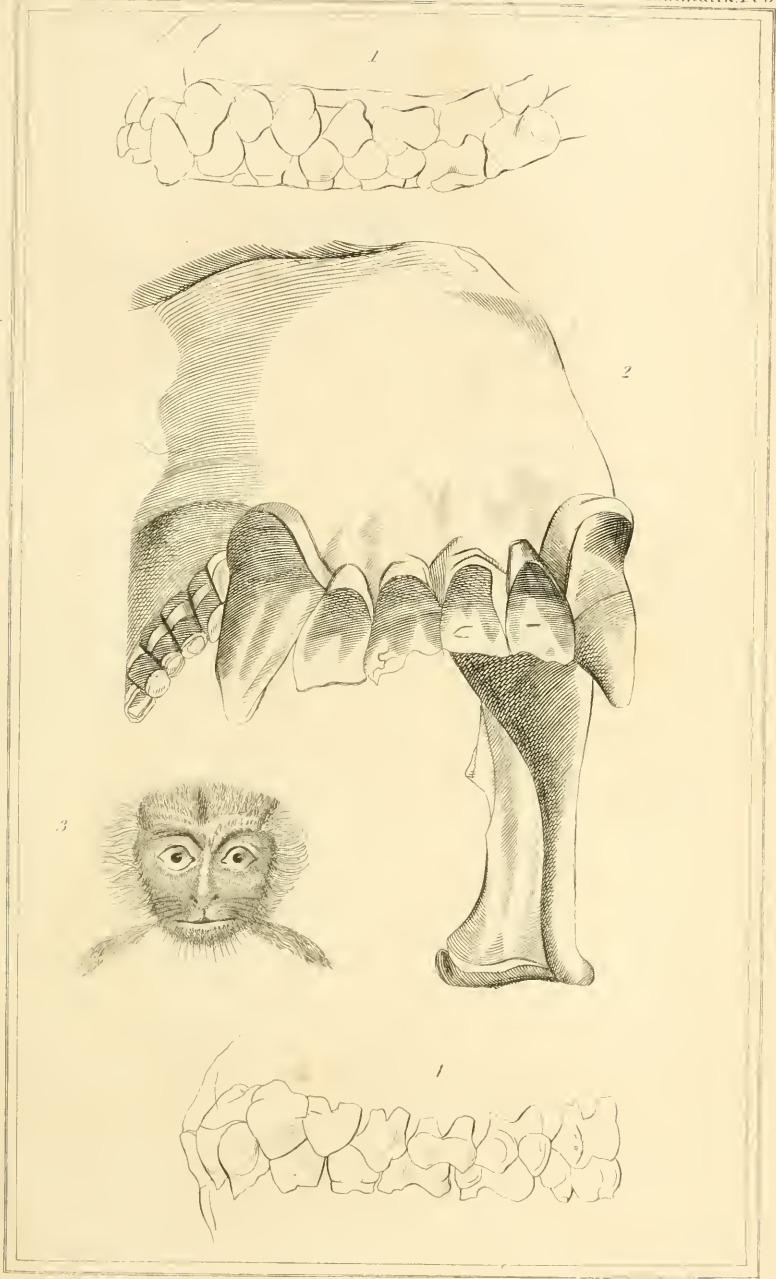




Back View of the  
Orang Ontang or Pigmy of Tyson.


London, G. Henderson 2, Old Bailey





1. Dentition of the Howling Monkeys 2. The Lower Jaw with the Teeth of the Asiatic Caracul Outang. 3 The Face of the Bouroucouli 4 Dentition of the Lucern Monkeys






2

1. *Troglodytes Niger.* (The Black Orang) 2. *Pithecus Satyrus.* (The Red or Asiatic Orang Outang. (Side View.)





1 *Semnopithecus melalophos* Raf. The Simpat | 2 *Macacus nemestrinus* Er. cw. The Brown Baboon  
 3 *Inuus silvanus*. The Barbary Ape |








1 *Hyllobates syndactyla* The *Samatig* 2 *Lastopyga nemea* The *cock-china* Monkey  
 3 Teeth of the *Cenopithecus hoij* S<sup>d</sup> Hil.





1. *Nasalis larvatus*. (The Kahau or Proboscis Monkey.) 2. *Pithecius satyrus*. (The Red or Asiatic Orang Outang. [Front View.] 3. Foot of the Liamang. 4 & 5. Dentition of the *Semnopithecus maurus*.





1. *Macaca silenus* (The Quanderow) 2. *Pithecia melanocephala* (The Tacuato)  
 3 & 4. Teeth of the *Cenocbus*. Geoff. *S<sup>e</sup> Ill.* 5. Nose of the Kihau or Proboscis Monkey (*Nasalis larvatus*. Geoff. *S<sup>e</sup> Ill.*)

London, G. Henderson 2. Old Bailey





1. *Cercopithecus ruber*, Geoff. S<sup>c</sup> Hill. *The Red Monkey*. 2. *Papio comatus*, Geoff. S<sup>c</sup> Hill. *The Chacma*. 3. *Cebus fatuellus* Geoff. S<sup>c</sup> Hill. *The Horned Sapayou*.








1. *Aotes Trivirgatus* Humboldt The Howler 2. *Cebus monachus*, The capuchin of Surinam





1. *Cynocephalus porcarinus* (The Chaema) 2. *Papio matmon*, Geoff. s<sup>th</sup> Ill. The Mandril  
 3. *Mycetes seniculus*, (The Red Howling Monkey)





1. *Brachyteles hypoxanthus*. / The Mikiri | 2 *Cebus apella* / The Weeper Sape |  
 3. *Pithecia rufiventris* / The Red-bellied Saki |


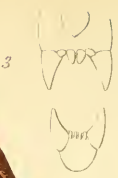




1 *Pteropus Dussumieri* isid. Geoff. *S<sup>e</sup> Hil.* 'The Rousette of Dussumier'; 2. *Pteropus Keraudrenius* 'The Rousette of Keraudren'; 3. The Head of the *Cephalotes Pallasi* Geoff. 'Cephalote of Pallasi'; 4. *Molossus obscurus*, Geoff. 'The Molossus Bat'; 5. *Noctilio Leporinus* *GM.* 'The hare-lipped Bat'







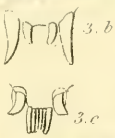
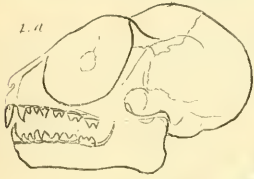
1. *Phyllostoma cereculatum*, Geoff. 'The Indented Javelin Bat' | 2 & 3 *Teeth of Phyllostoma spectrum et lasiatus* 'Vampire & Javelin Bat' | 4. Head of the *Megaderma trifolium*, Geoff. 'Trifol-leaf Bat' | 5. Head of the *Meg. a. frons*, Geoff. 'Leaf Bat' | 6. Head of the *Rhinolophus tridens*, Geoff. 'Three-toothed Horse-shoe Bat' | 7. *Nycteris Geoffroyi*. 'The Rear mouse Bat'






1 *Socioceros trivirgata*. The Douroucouli. 2 *Hapale chrysomelas*. The Black Marikona  
*Lichanotus indri*. The Indri





1 Lemur ruber (The Red Lemur) 2 Galago senegalensis (The Galago of Senegal) 3 Stenlops tardigradus (Sloth of Bengal) 4 Tarsius spectrum (The Tarsier)






- 1. *Galago crassicaudatus* the Great Galago
- 2. *Mustela luticephala* the White Vison of the Furriers
- 3. *Mustela lutra Brasiliensis* the American Otter
- 4. *Canis jubatus* the Red Wolf
- 5. *Koala cinerea* the Ash coloured Koala


London G. Henderson, 2 Old Bailey







1. d



n. s.



2. c



2. d



2. e



1. b



2. b.



1/3 n. s.



3. a



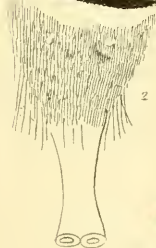
3. b



3. c



3. d



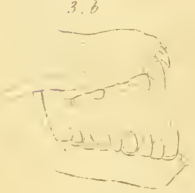
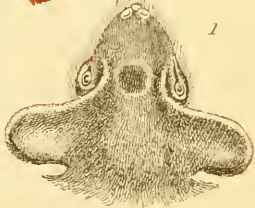
2. a



1/3 n. s.

1. *Sorex araneus*, Lin. (The Common Shrew) 2. *Mygale moschatus*, Lin. (The Russian Musk Rat).  
3. *Chrysochloris asiatica*, Lin. (The Golden Mole.)





1. *Tyto zozous mauritianus* Geoff. 'Ed (The Mauritius Horse Shoe Bat. 2 *Vespertilio pipistrellus* Gm. (The Pipistrelle  
 3 *Pteropus timoriensis* Geoff. (The Timor Bat. 4 *Caluopithecus rufus* Geoff. (The Red flying Lemur Bat)





1 *Erinaceus europaeus* Lin. The Common Hedge Hog | 2. *Centetes setosus*. The Radated Tenrec |  
 3 Head of the *Centetes setosus*. The Tendrac | 4. *Cladobates firtuquea*. The Ferruginous Lepota







1. *Ursus labiatus*. Thunb. The Thick lipp'd Bear. 2. *Ursus arctos*. The Brown or common Bear of Europe. 3. *Ursus malayanus*. Horsfield. The Malay Bear.

London, G. Henderson, 2 Old Bailey.

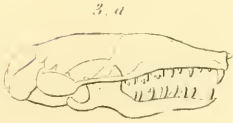




1



2



3



1. *Talpa europica*, Lin. The Common Mole. 2. *Condylura cristata*, Lin. The Radiated or American Mole. 3. *Scalops aquaticus*, Lin. The Canadian Scalops.





1. *Ursus americanus*. 6m. (The North American Black Bear) 2. *Ursus ferocis*. Lewis & Clarke. (The Grizzly Bear) 3. *Ursus maritimus*. (The Polar Bear)

London: G. Henderson. 2. Old Bailey.





1. *Ursus ornatus* (The Black Bear of the Cordilleras) 2 *Procyon lotor* Lin. The Raccoon.  
3 *Ailuus fulgens* (The Shining Panda)





Heads of two Anomalous Mammiferous Animals  
 1 2 3 the skull of the *Aye-Aye* (*Chiromys Madagascariensis*) in three views  
 the base 1. the top 2. the side 3.

4 5 6 the skull of the *Wombat* (*Diploplus Ursina Shaw* *Phascogomys ursinus* Geoff. Cuv.)  
 in three views. the base 4. the top 5. the side 6.

London, G. Bentenson 2. Old Bailey.








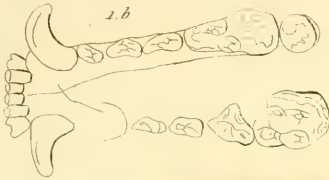
1. Head of the White Bentlong. 2. *Potos caudivolutus* The prehensile tailed Potos.  
 3. *Nasua rufa* The Red Coati.





1

29 N.S.



1.b

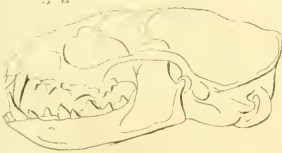


1.a




2

712 N.S.



2.a



2.a



3

146 N.S.

1 *Meles vulgaris* The Common Badger; 2 *Gulo arcticus* The Arctic Glutton;  
 3 *Putorius zorrilla* The Cape Pole Cat or Zorrillo;






1 *Mustela pekan* (The Canadian Marten or Pekan); 2 *Mephitis americana* (The American Skunk);  
*Lutrea nair* (The Pondicherry Otter); 4 Head of the Javanese Teledu.





1



1 a

1/9 n.s

2 a



2



1/5 n.s

3

3 a

3 b



4 a

4




1/10 n.s

1. *Paradoxurus typus* (The Civet of India)    2. *Herpestes catira* (The Mongoose of India)  
3. Cranium & jaws of *Viverra Zeydactyla* the Suricate    4. *Proteles latandii* (The Mongoose of Latand)







1

$\frac{1}{12}$  n.s



1.a.

2




1.b



$\frac{1}{12}$  n.s

3.a



2.a



$\frac{2}{7}$  n.s

1. *Canis vulpes* (The common Fox)    2. *Viverra civetta* (The Civet)  
 3. *Genetta Civ. Viverra genetta* Lin. (The common Genet)



1



15 n.s.

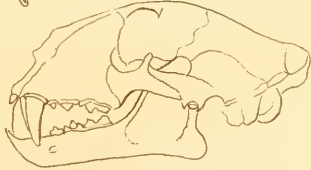
1. a



2. b



2. a



2




20 n.s.

1. *Hyaena brunnea*, Thunberg. (The Brown Hyena)

2. *Felis tigris*. (The Royal Tiger)


1. n. s. G. Henderson, 2. Chd Bailey





1 *Calocephalus vitulinus*. Lin. civ. (The Common Seal) 2 *Macrohinus proboscideus*. Guv. (The Elephant Seal) 3 *Otaria jubata*. (The Sea Lion of Steller Pernetti &c) 4 *Otaria usina*. (The Sea Bear) 5 *Trichechus rosomurus*. Lin. civ. (The Sea Cow of the Eastern Hemisphere)





1 Felis leo Lin. The Lion 2 Felis leopardus Lin. The Leopard

3 Felis catulus Lin. The Tiger







1. *Didelphis cancrivora* The Crab-eating Opossum 2. *Dasvurus viverrinus*. White Dasyurus!  
 3. *Perameles nasutus*, Geoff. The Perameles!





1. *Hypsiprymnus* White, Quoy et Gaim. The Kangaroo Rat or Potoroo! 2. Head of *Macropus major*, Shaw. The Greater Kangaroo! 3. *Lipurus cinereus*, Gtld. The Koala! 4. *Phascologomys* Wombat, Lcr. The Wombat!





1. *Phalangista rufa*, Geoff. The female hollow-fronted Phalanger. 2. Head of the *Petaurus laguanoides*, Desm. (Laguan Phalanger). 3. *Petaurus pygmaeus*, Sch. The Flying Dwarf Phalanger.





1. *Sciurus aurogaster*, Fr. Cuv. 'The Golden-bellied Squirrel' 2. Head of a Guerlinguet A Sort of Squirrel!  
 3. *Pteromys volucella*, L. 'The American Flying Squirrel' 4. *Cheironomys madagascariensis* (Gmel.) 'The Aye-aye'







$\frac{1}{4}$  n.s.

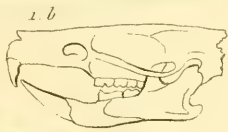
1



1.d



1.c



1.b

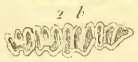


$\frac{1}{3}$  n.s.

2



2.d



2.b



3.a



$\frac{1}{3}$  n.s.

3



3.b

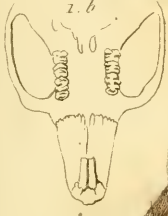
1. *Hydromys chrysogaster*, Geoff. (The *Hydromys*)    2. *Capromys Pexcyi*, The *Houtia*.  
 3. *Mus decumanus*, Pall. The *Sarnulot* or *Common Norway Rat*.



1



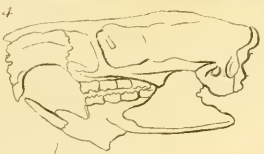
1/6 n.s.




2



1/2 n.s.



3




1/3 n.s.

1. *Arctomys europæa*, Schr. (The Quebec Marmot) 2. *Myoxus glis* L. (The Fat Dormouse) 3. *Echinymys cayennensis*, Geoff. (The Cayenne Echinymys) 4. Head of the *Echinymys dactylinus*, Geoff. (Long-toed Echinymys)



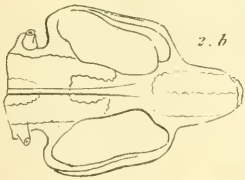
1



2




2. b



2. d



3



1 *Geomys bursarius* Shaw. *inv.* (The Canadian Hamster) 2. *Castor fiber* Buff. *inv.* (The Beaver)  
 3. *Myopotamus cupus* Mohr. *inv.* (The Coon)



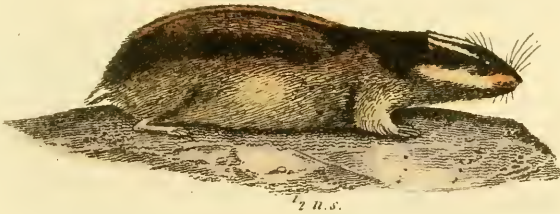


1. *Gerbillus pyramidum* Laid. Geoff. 'The Gerbil of the Pyramids' 2. *Cricetus vulpina* Desm. 'The Common Hamster' 3. *Arvicola oecionomus* Desm. 'The Meadow Campagnol'





1



2



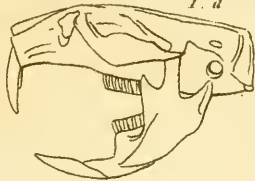
2. b



3. a

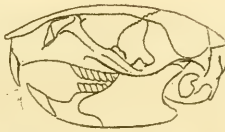


1. a



3

2 a



1 *Georchus lemnus*. L. (The Lemming) 2 *Otomys capensis*. Er. Cuv. (The Cape Otomy's)

3. *Dipus hirtipes*. Lich. (The Hairy-footed Jerboa)





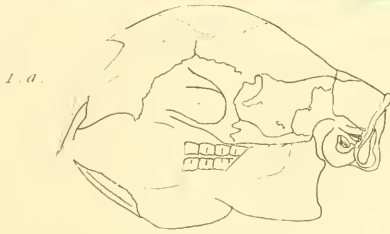

1. *Belamys caffer*. (The Jumping Hare) 2. *Spalax typhlus*. (The Blind Rat Mole)  
 3. *Bathiergus maritimus*. (The Maritime Rat Mole)





1. *Hystrix dorsata*, Lin. The Urson 2. *Hystrix prehensilis*, Lin. The prehensile tailed Porcupine or toucouni 3. *Hystrix fasciculata*, Lin. The pencil tailed Porcupine





2





1 *Hystrix cristata* Lin. The common Porcupine

2 *Syntheres molitor* The toucy of Brazil







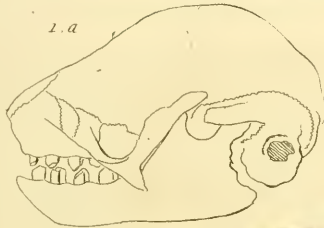
1. *Lepus timidus*, Lin. (The Common Hare) 2. *Lagomys alpinus*, Pall. The *Lagomys pica* or *Alpinus* Hare  
3. *Hydrochaeris capybara* (The Capybara)





1. *Auroena cobata* Aperta. The Guinea Pig. 2. *Chlovolomys arachi* (The Arachi)  
 3. *Colognys paca* (The White-spotted Paca)






1. *Arbous torquatus*, Geoff. [The Black Collared.]

2. *Bradypus didactylus* [The Unau]





1. *Dasypus encoubert* Desm. (The Six-banded Armadillo) 2. *Dasypus unicinctus* L. (The Tatouay.)  
 3. *Chlamyphorus truncatus* Harlan. (The Truncated Chlamyphore of Chili)



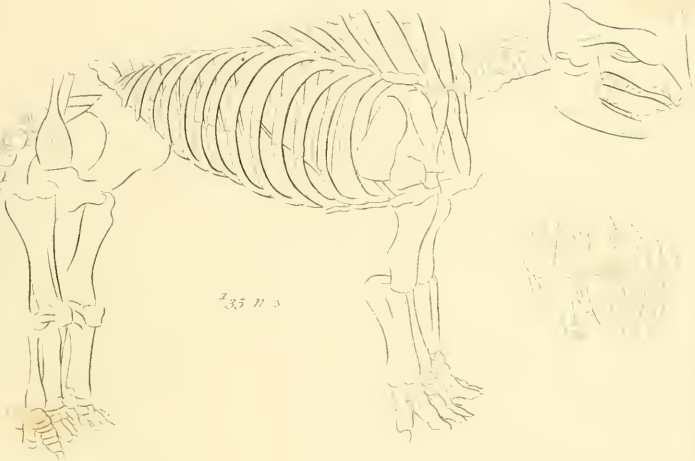


1



232 n. s.

2



235 n. s.


3



227 n. s.

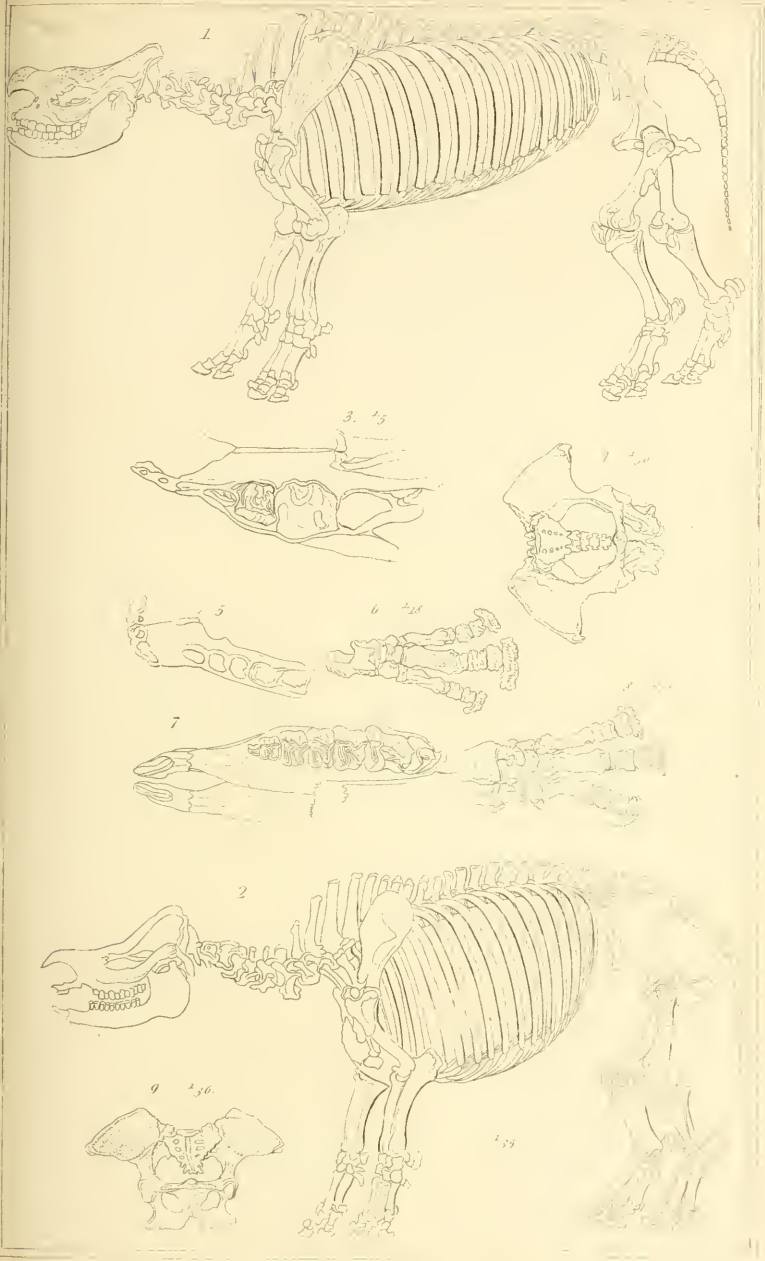
1. *Megatherium cuvieri* Desm. 2. *Mastodon giganteum*, Cuv. The Great Mastodon  
 3. *Anoplotherium commune*, Cuv.





1 *Orycteropus capensis* (The Cape Ground Hog) 2. *Myrmecophaga didactyla* The Two-toed Ant Eater  
 3. Head of the *Myrmecophaga jubata* (Tancanair) 4. *Manis tetradactyla* Lin. The Tamman Boar






1. Skeleton of the Two horned Rhinoceros. 2. Skeleton of the One horned Rhinoceros of Java.  
 3 to 9. Anatomical details of the Rhinoceros. For further description see explanation of the plates at the commencement of the Volume.



1



2 a



2 b



2 c




2 d



2 e



2 f



2

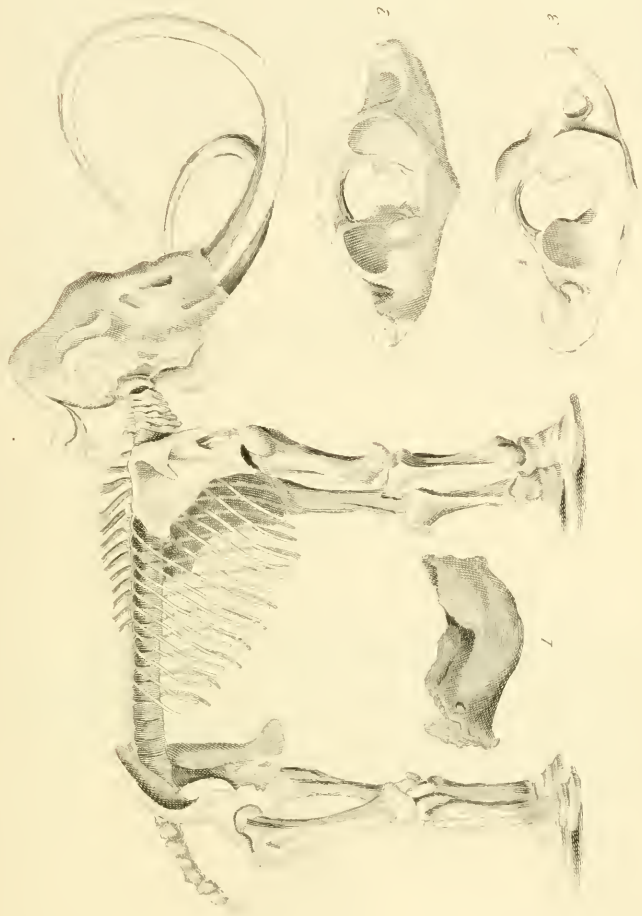


1 *Echidna setosa* The Bristly Echidna

2 *Ornithorhynchus paradoxus* Blum The Paradise Animal New H. Land








432 n. 5

*Skeleton of the Indian Elephant,  
or a nearly allied species in a fossil state, discovered in Siberia*


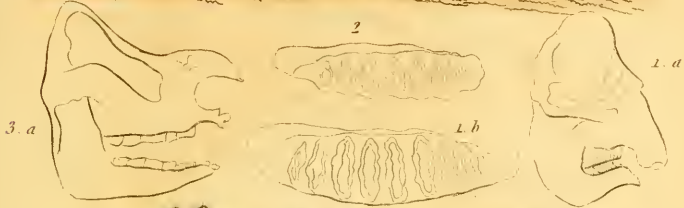
London: G. Henderson, 2, Old Bailey.



1



135 n.s.

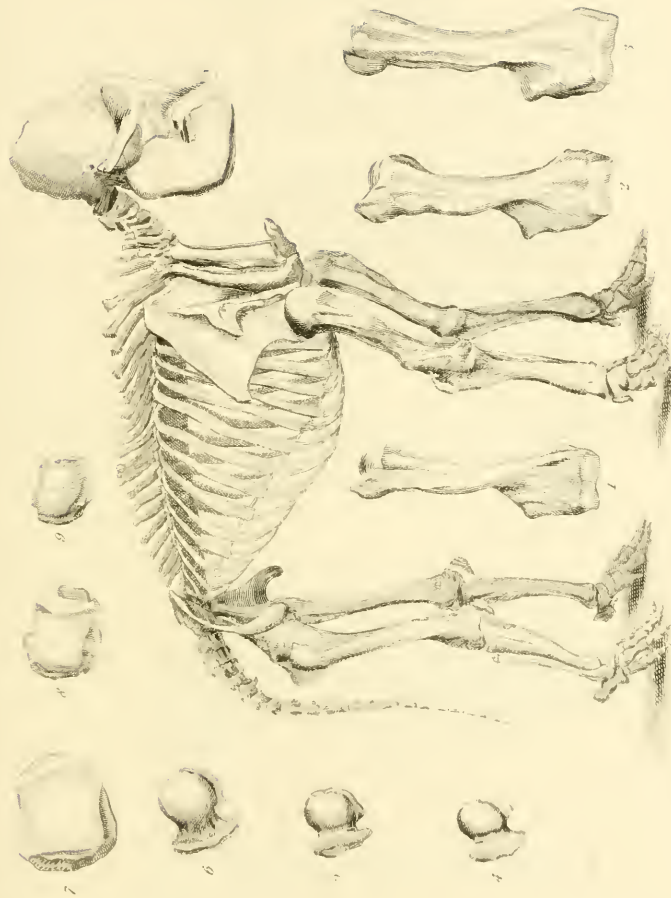


3

115 n.s.

1. *Elephas indicus*. The Indian Elephant. 2. Teeth of *Elephas*. The African Elephant.  
 3. *Rhinoceros indicus*. The Indian Rhinoceros.






Skeleton of an extinct species of Elephant nearly allied to that of India. For description see Animal Kingdom, Vol. 1, Page 152.

London: G. Scriver, 1831.



1



1/2 n. s.

1. a



2. b



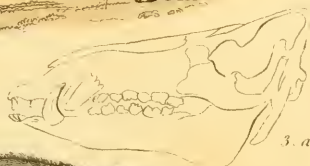
2

1/2 n. s.




2 a

3



3. a



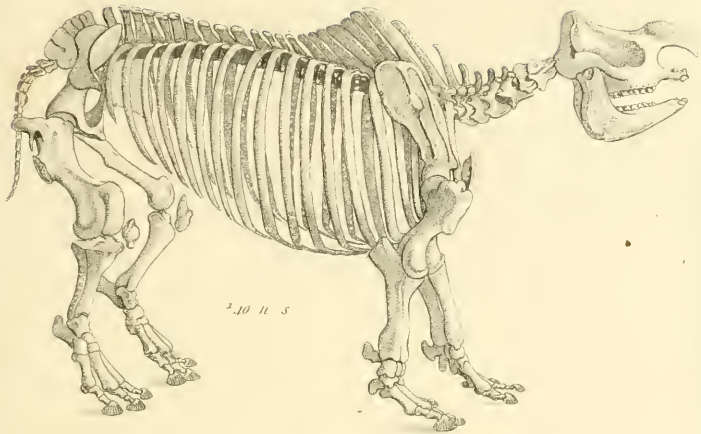
1/2 n. s.

1 *Dicotyles labiatus* The White lipped Peccary or Tajaraca 2 *Phacochoerus aethiopicus* The Hog of Ethiopia 3 *Sus scrofa* Var of Scam. The Wild Hog.

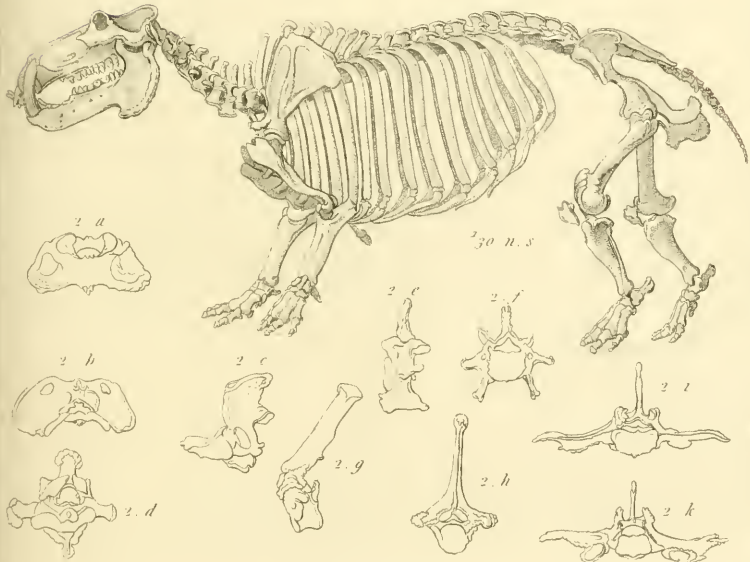




1




2



1. Skeleton of the *Rhinoceros unicornis* (One horned or Indian Rhinoceros).  
2. Skeleton of the *Hippopotamus amphibius* (The Hippopotamus).



1




1. a

2




2




1 Hippopotamus amphibius L. The Hippopotamus. 2 Tapir indicus. The Tapir of India.  
 3. Head of Tapir americanus L. The American Tapir.





1. *Equus montanus*. Burchell. *The Onyssa* | 2. *Equus hemionus*. Edliss. *The Dzizgartai*  
3. *Equus zebra*. Lin. *The Zebra*

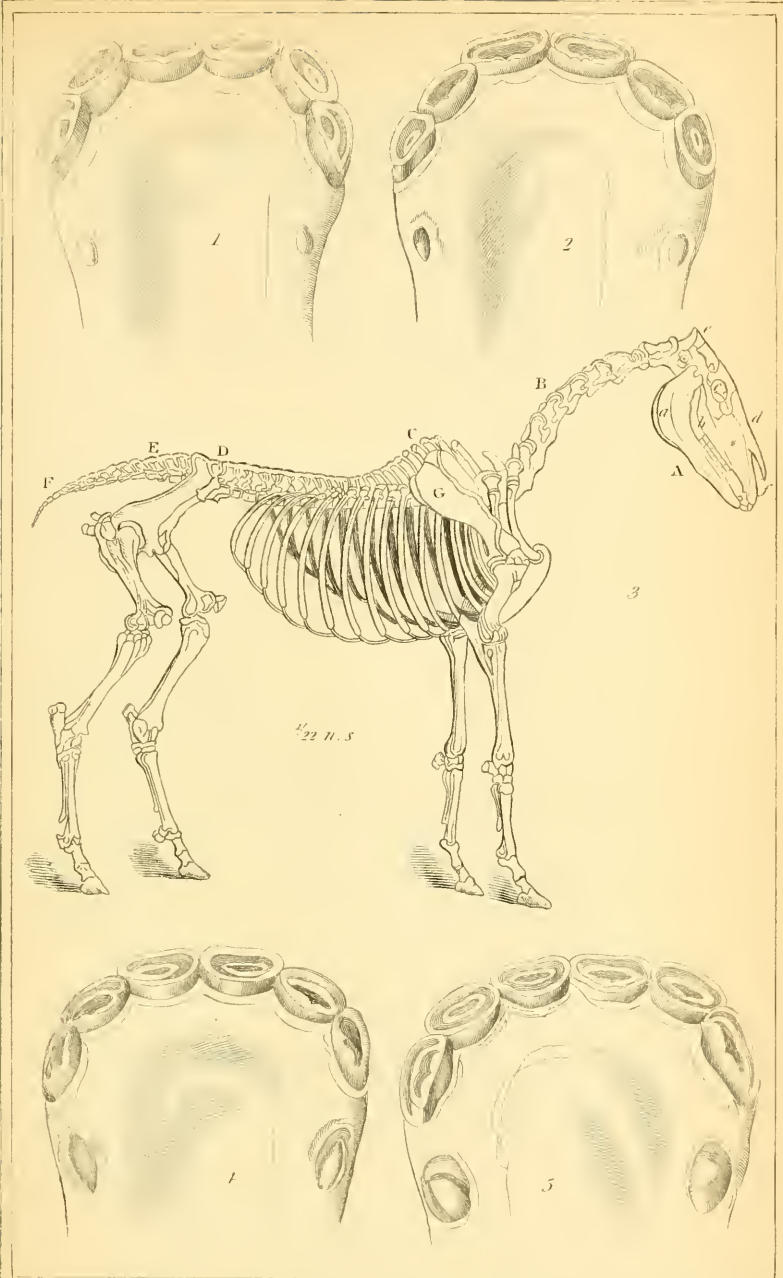




1. *Equus quaccha* Lin. (The Guanaco) 2. *Camelus* L. (The Camel) 3. *Auchenia hoena* Lin. Var. Alpaca. (The Llama)









1 The teeth of a horse three years old. 2 The teeth of a horse four years old. 3 External structure of *Equus Caballus* The Common Horse A The Head a The posterior maxillary or under jaw. b The superior maxillary or upper jaw. c The orbit. d The nasal bones. e The suture dividing the parietal bones below from the occipital bones above. f The inferior maxillary bone. B The Six Cervical Vertebrae. C The Eighteen Dorsal Vertebrae. D The Six Lumbar Vertebrae. E The Five Sacral Vertebrae. F The Caudal Vertebrae. G The Scapula or shoulder-blade. 4 The teeth of a horse five years old. 5 The teeth of a horse six years old.





1. *Moschus Pygmaeus*. Buff. The Pigmy Musk Ox / 2. Head of *Moschus moschiferus* / The Musk Ox  
 3. *Cervus virginianus*. The Virginia Deer.





1 Cervus tarandus L. The Reindeer / 2 Cervus alphas L. The common Stag /





1/20 n. s.

*Cervus canadensis* Gm. The Elk.

London & Henderson. 2. Old Bailey.







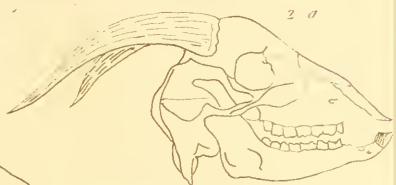
1 *Camelopardalis girafa*. The Giraffe.





1

115 16.5



2 a



1 a



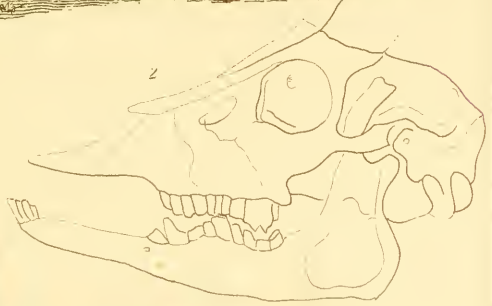
2

110 11

1 *Ovis ammon* Lin. Var. *Laticauda* Lin. The Argali of Siberia

2. *Capra sibirica* Lin. The Wild Goat





1. Antelope kevella, Gmel. (The Kevell Antelope)

2. Head of the Gazelle

3. Antelope gazelle, Lin. (The Gazelle)





1 *Bos bison* Lin. The American Buffalo or Bison 2. Head of *Bos taurus* Lin. The common Ox.  
3. *Bos bubalus* Lin. The Buffalo








1. Head of the *Bos moschatus*. Male. for female figure see *Mammalia*. Pl. 59. 2. *Ovis musimon*. Geoff. / *The Mouflon of Sardinia* 3. *Ovis tragelaphus* (in *'The Mouflon of Africa'*) 4. *Bos urus*. Gm. / *The Auroch*.

London, G. Henderson 2, Old Bailey



1



2






3



1 *Bos caffer*. Sparr. (The Cape Buffalo) 2. *Bos moschatus*. Gm. (The Musk Ox of America)  
3. *Bos grunniens* Pall. (The grunting Cow of Tartary)





1. *Delphinus orca*. Laccp. The Grampus. 2. *Delphinus capensis*. Duss. The Cape Porpoise. 3. The Brain & upper jaw of the *Delphinus orca*. 4. The lower jaw of the *Delphinus orca*. 5. *Delphinus globiceps* Cav. The round headed Grampus.

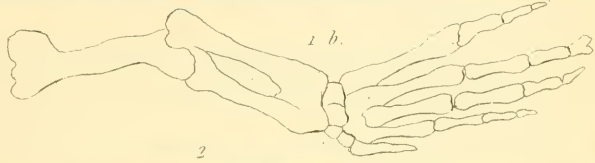


1

$\frac{1}{40}$  n.s.



1 b.



2

$\frac{1}{40}$  n.s.



2 b.

1 a.




2 a.



1. *Manatus americanus*. Desm. The American Manatee or Sea Cow.  
 2. *Dalicore dugong*. The Dugong.


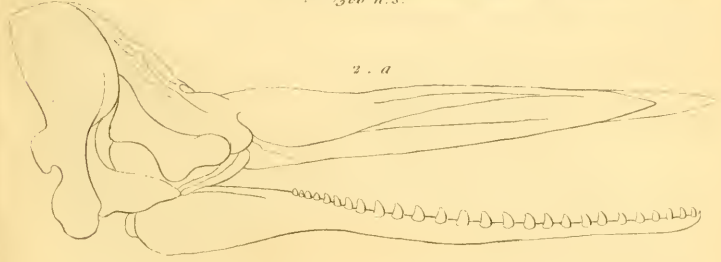
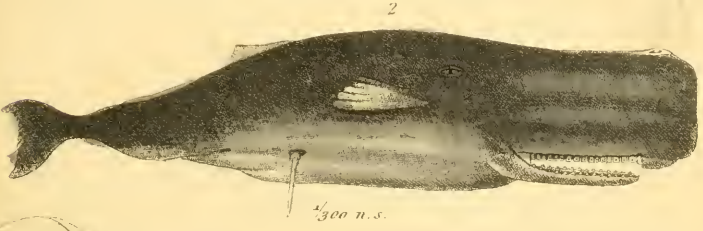
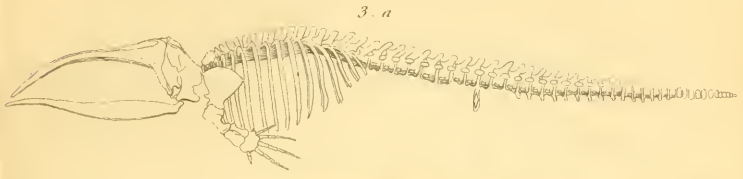
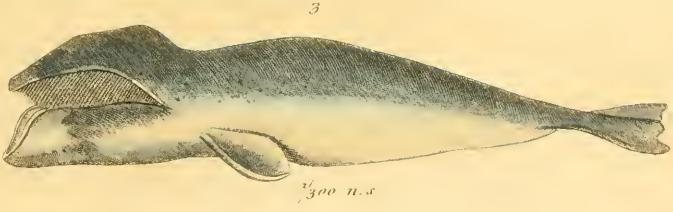






1. *Delphinus delphis*, L. (The Common Dolphin) 2. *Phocaena vulgaris*. The Common Porpoise  
 3. Head of *Delphinorhynchus gangeticus* Rox. The Dolphin of the Ganges. 4. *Delphinapterus leucoramphus*, Peron. The South Sea Porpoise





1. *Monodon monoceros*. L. Gey. (The Narwhal) 2. *Physeter macrocephalus*. Shaw. Gey. (The Cachalet or Spermaceti Whale) 3. *Balaena mysticetus*. L. Gey. (The great Greenland or Common Whale)





1 *Vultur indicus*. (Civ. The Indian Vulture) 2. *Sarcoramphus gryphus*. (Civ. The tender or great Vulture of the Andes) 3. *Sarcoramphus papa*. (Civ. The King of the Vulture's) 4. *Gypaetos barbatus*. (Civ. The Lamb's Vulture) 5. Head of the *Cathartes aura*. (Civ. The Turkey Buzzard)





1 Falco Fulvis *Gm* (The Common Eagle) 2 Neophoron Pernopteri *Sai* 3 Falco Ossifragus *Gm*  
The Ossifragus.







1. *Falco communis* Gm. The Common Falcon . 2. *Falco nova Hollandiae*. White . The Goshawk of New Holland .  
 3. *Falco candicans/Islandicus* Gm. The Goshawk .





1 Falco femoralis 2 Aquila nuttallensis  
 3 Astur anthothorax 4 Head of the Gervault

London: W. Henderson 2, Old Bailey.





1. *Falco parisius*. Lath. 2. *Falco carynensis*. Tem. 3. *Falco occipitalis*. Daud.





1. *Milvus forficatus* (The fork tailed Kite) 2. Head of the *Pernis cristatus*, The crested Honey buzzard of Java,  
 3. *Buteo jacoana* (The Rou-nou-er or Jackal buzzard) 4. *Serpentarius cristatus*, The crested Secretary or snake eater







1 *Prinus cristata* Giver The Honey Buzzard of Java . 2. *Falco pennsylvanicus* Wils The American Sparrowhawk . 3. *Buteo albicaudatus* Vieill The White tailed Buzzard

London G Henderson 2, Old Bailey





1 Falco Haliastur. L. The Osprey 2 Harpyia Ferox The American Harpy 3 Caracara Vulgaris The Common Caracara





1 *Harpia Maxim a viellott* The Great Harpy 2 View of the Head and Face of Fig 1 3 *Falco Guianensis Doud* The Small Eagle of Guiana






1. *Falco palustris*. Pr. Mac.<sup>n</sup> 2. *Strix hubo*. Lat. The Grand Duc

3. *Syrnium aluco*. Lat.







1 *Otus macrorhynchus* Tem. The large beaked Owl / 2 *Strix flammea* L. The Chinous Screech Owl / 3 *Syrnium pagodarum* Tem. The Village Owl





1 *Bubo virginianus* (the Virginian Owl)  
 2 *Noctua ulularis* (the Screeching Owl)  
 3 *Scops vulgaris* (the Common Scops-eared Owl)  
 1. order G. Henderson 2. Old Bailey

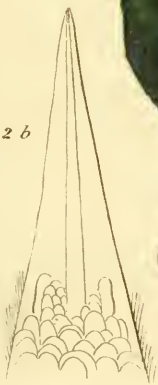




1 *Edolus remifer*, ( Linnæus Shaw ) ( The Malabar Shrike )  
 2 *Phyalura flavocostis* ( The Brazilian Yellow Bull )

London & Henderson 2 Old Bailey





1 *Cuculus guini* (The spotted Cuckoo) 2. *Coccyzus Groffroye* (The couas Cuckoo) 3 *Centropus menchiki* (The turk-nailed Coucal)







1. *Coccyzus Crustatus* Vieillot The Cōnas 2. *Cuculus Caneris*. Lin. The Common Cuckoo  
 3. The Bill of the *Santothera vetula* Vieillot & Indicator Mours Vieillot The Indicator





1 *Lanius collaris* (the collared Shrike) 2. *Graucalus melanops* : the dark eyed Choucari/3. Banta Streperu (the Norfolk Island Waker) 4. Bill of the Yellow Butcher bird 5. Bill of the Green Bird of Paradise 6. Bill of the Azure Butcher Bird 7. the Bill of the Smulow winged Shrike 8. Bill of the Magpie Shrike





1 *Ocypterus Albovittatus* Vall. 2. *Lanius Plumatus* Shaw. 3 *Barita Anaphoresis* Temm.

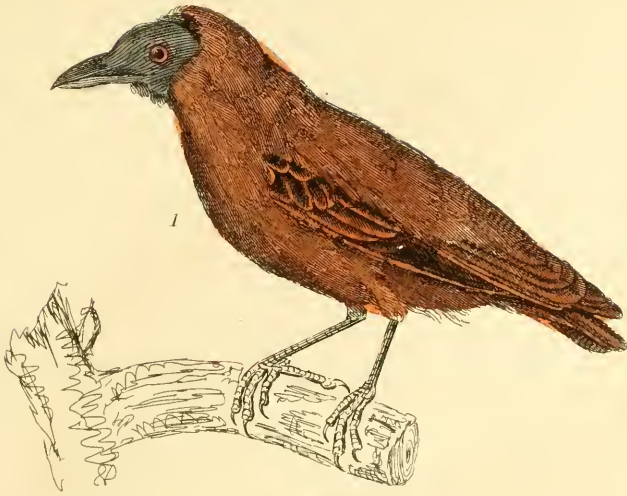




1. *Lanius Pitagora Gmel.* 2. *Bethylus picatus Vail.* 3. *Lanius Cayanus Gmel.*








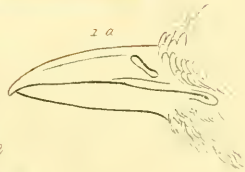
1. *Gymnocephalus Capuānus*. Lef's. 2. *Ampelis cotinga*. L. 3. *Muscicapa paradisī*. Gm.  
(The Fly catcher.)





1 *Pardalotus cristatus* Willd. The ornamented Earhalote. 2. Bill of the *Lanius tyrannus* The Tyrant. 3. Bill of the *Muscipeta coronata*. The Crested *Muscipeta*. 4. *Muscivapa minuta* Tem. The small Fly catcher. 5. Bill of the *Gymnophthalmus calvus*. 6.a. The Bald Tyrant. 6. Bill of the *Platyrhynchus camerunus* Tem. The Broad-billed Fly catcher. 7. *Cephalopterus ornatus*. Geoff. s. l. l. The ornamented *Cephalopterus*.





1 *Myadestes superciliosus* the Supercilious, or Cuckoo  
 2 *Myadestes occidentalis* the Common Water Thrush  
 3 *Myadestes cinerea* the Common Water Thrush






*Struthio camelus* (Ostrich of the Eastern Continent.)

London G. Henderson 2. Old Bailey







1. *Ampelis caryoceros* (The Butcher Chatterer) 2 Head of the *Procinus aserino* (The variegated Chatterer)  
 3. *Pomlycaea cedrorum* (The Chatterer of the Cedars) 4 *Cyanoderes nubicollis* (The bare necked Chatterer)  
 5. *Myiophobus* & Bill of *Coblypyris canus* (The African crown bird) 6 Bill of the *Tersina hirundinacea*  
 (The Swallow crown bird)





1. *Tanagra mexicana* .Gm. 2. *Ampelis garrulus* .L. / The Bohemian Chatterer. / 3. *Turdus palmarum* .Gm.





1



2



3

1 *Tanagra magna* L. The Grasshopper Finch. 2 *Turdus merula* L. The European Blackbird.  
 3 *Tanagra jacarapa* Lin.





1 Oriolus galbula L. (The Yellow Thrush) 2 Oriolus chinensis Vieill.  
3 Merops monachus Lath.





Y

1.4

1

3



1. *Eurqlaimus corydon* Temm 2. *Pipra parea* Lin the *M. akm* 3. *Emberiza citreella* Linn The Yellow Bunting





1. *Fringilla carduelis* Linn (The Common Goldfinch) 2. *Rupicola viridis* Temm. The Green Cuckoo of the Rock. 3. *Fringilla montifringilla* Linn. The Mountain Finch.





1. *Ficedula sialis*. (The American Stone-chat) 2. *Curruca subalpina*. (The Curruca of the lesser Alps) 3. *Regulus ignicapillus*. A. Bill of the *Accentor alpinus* Bechst. The *Accentor* of the Alps] 5. Bill of the *Saxirola rubicola*. Lax. (The Mill-clapper)





1. *Alauda apiata* Vieill. / The Bateleuse / 2. *Parus biarmicus*. / The Bearded Titmouse / 3. Head of the *Parus caeruleus*. / The Blue Titmouse / 4. *Pyrgita ciris*. / The Lark Bunting / 5. Bill of the *Remiz*. / The Pendulous Titmouse / 6. Bill of the *Alauda calandra*. / The Colandre Lark / 7. Bill of the *Emberiza ciris*. / The Girl Bunting / 8. Bill of the *Tisserin jaune*. / The Yellow Weaver / 9. Bill of the *Fringilla montifringilla*. / The Mountain Finch / 10. Bill of the *Linaria cannabina*. / The Linnet







1 *Vidua longicauda*. Gmel. The long-tailed Widow! 2. Bill of the Common Grosbeak! 3. Bill of the *Pitylus canadensis*. The Canadian Grosbeak! 4. *Pyrrhula vulgaris*. Briss. The Common Bullfinch! 5. Bill of the *Loxia curvirostra* Lin. The Cross-bill! 6. Bill of the *Corythus enucleator*. 7. *Colinus leucocotus* Lath. The Cotey! 8. Bill of the *Buphagn africana*. The Beef-eater!





1 *Eulabes javanus* Vieill. The Javanese Grackle    2 *Gracula* *pyrrhorocephala* Vieill.  
 3 *Pyrrhocorax alpinus* The Alpine Crow    4 *Budytes* *indicus* Vieill.





1. *Anahates superciliosus* (The Thrush-billed Nuthatch) 2. *Synallaxis tessellata* (The Tesselated Nuthatch)  
 3. *Sitta castanea* Col. du Mus (The European Nuthatch) 4. Bill of the *Xenops rufus* (The Shining Nuthatch)





1. *Oriolus coudougnan*. Vaill. / *The Coudougnan of India.*

2. *Mœnura lyra*. Vaill. / *The Lyra Bird or Superb Mœnura.*







1. *Motacilla alba* The Wheat-ear . 2. *Motacilla luscinioides* Gmelin . The Nighthawk . 3. *Sylvia subalpina Bonelli* .





1. *Dicaeum erythronotus* Vieill. The Scarlet backed Creeper. 2. *Melthreptus vestitus* Tem. The Red backed Creeper. 3. *Cinnyris solitaria* Tem. The Sun Creeper. 4. Bill of the *Arachnothra longirostris* Tem. The long billed Creeper.





1. *Corvus leucophaea*. Temm. The Northern Raven. 2. *Corvus caryocactes* Lin. The Common Nutcracker. 3. *Corvus glandarius*. Lin. The Jay of Europe.





1. *Pica chrysoptera*. The crested Jay. 2. *Garrulus cristatus*. The Blue Jay of Catesby. 3. *Turdus varians*. The variable Pie. 4. *Corvus splendens*. Bill of the splendid Jay. 5. *Caryocatactes vulgaris*. Bill of the Common Nutcracker. 6. *Glaucopsis cinerea*. The Ash-coloured Glaucopsis.







1

1. a

15 n.s.

1. b

2

13 n.s.

1 *Paradisaea apoda*. 'Great Bird of Paradise' also called the Emerald Bird of Paradise


2. *Paradisaea aurea*. Golden breasted Bird of Paradise





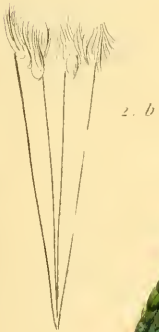
1. *Rupicola vulgaris*. (The Common Cock of the Rock) 2. *Pipra erythrocephala*. (The Yellow headed Manakin)  
 3. *Eucyrtanus macrorhynchus*. (Linnaeus' Todus.)





1. *Cypselus murarius*. Temm. The Martinet. 2. *Caprimulgus europaeus*. The European Hoatzucker. 3. *Hirundo urbana*. Lin. The Swallow.





1. *Merops antechus*. Tem. 'The Green Bee Eater.'  
2. *Prionites brasiliensis*. Illig. 'The Brazilian Saw Bill.'







1 *Coracias bengalensis* Gmel. (The Bengal Roller)  
2 *Colaris garrula* Gmel. (The Garrulous Roller)





1. *Loxia enucleator*. Lin. The Pine Grosbeak 2. *Loxia curvirostra* Lin. The Common Grosbeak  
 3. *Loxia curvirostra*. Lin. The Grosbeak





1. *Certhia familiaris* L. (The Common Creeper) 2. *Dendrocolaptes fulcirostris* (The Hook-bills' Woodpecker)  
 3. Bill of the *Dendrocolaptes nasican* Vieill. (The Nasican Woodpecker) 4. Bill of the *Dendrocolaptes procerus* Tem. (The Red-billed Woodpecker) 5. Bill of the *Tichodroma muraria* L. (The Wall Creeper) 6. *Nectarinia arborea* ca. (The Gutquit)





1. *Urupa superba*, Lath. *The Splendid Parrot*. 2. *Dendrocolaptes cornutus* Gin. *The Woodpecker*.  
3. *Dendrocolaptes procurvus*, Temm.







1 *Certhia cyana* Vieill. 2 *Certhia muraria*, Lin. (The Wall Creeper)  
3 *Certhia flavecola*, Gm.

London: G. Henderson, 2 Old Bailey.






1 *Sturnus vulgaris* L. The Common Starling. 2 *Colaris Madagascariensis* The Madagascar Roller  
3 *Oriolus cristatus* Gmel. The Cassique





1 Oriolus Jacamaccu Gmel 2 Melacilla Cuyana Gmel The Pipit 3 Oriolus Senegalensis





1 *Xanthornis pinnaculi hutchin* 2 *Oxyrhynchus flammeiceps* 3 *Sturnus ruber hutchin*  
 4 Bill of the *Cassicus hemerorthous* 5 Bill of the *Icterus niger* The Black Icterus  
 6 Bill of the *Ducnis cayana* The Cayenne Ducnis







1. *Pupia minor* Vieill (The Leaf or African Hoopoe) 2. *Promerops caffer* Ent (The New Guinea Hoopoe)  
 3. *Epimachus magnificus* (The Splendid Epimachus)



1. a



1

26 n. s

2



44 n. s

1 *Microglossus aterrimus*. Geoff The Black horned Paroquet

2 *Pezoporus formosus*. Vauil The Beautiful nimble Paroquet






1 *Musophaga gigantea*, Vieill. (The Gigantic Toucan, or Violet coloured Plantain eater)

2 *Corythaix Paulina*, Temm. (The Toucan of Pauline)





1. *Alcedo cristata*. The Crested King-fisher.  
2. *Ceax tribrachys* Sh. The three-toed King-fisher.







1. *Troglodytes longirestris*. The European Wren. 2. Bill of *Troglodytes communis*. The Common Wren.  
 3. *Motacilla lugubris*. The lugubrious Wagtail. 4. Foot of *Budytes flavus*. The Yellow Wagtail. 5. *Anthus arboreus*. The Tree Pipit.





1. *Motacilla regulus* Lin. The Roitelet 2. *Motacilla alpina* Gm. The Alpine Fanvette  
3. *Anthus pratensis* Bechst

London, G. Henderon, & Old Bailey





3

2

1

1. *Trochilus granatrus* (the garnet throated Humming Bird) 2. *T. brasiliensis* (the Brazilian Humming Bird)  
 3. *Orthorhynchus ora* (the straight billed Humming Bird)  
 4. *Ortho Magnificus* (the gigantic Humming Bird)

London G. Henderson. 2 Old Bailey





1 *Leptosomus viridis* Vaucl. 2 *Indicator variegatus*, Lesson. (The Variegated Indicator) 3 *Mouasa leucops* Illiger








1. *Todus viridis* The Tody 2. *Buceros hydrocorax* and The Horn bill of Sumatra






1 *Galbula albirostris*, Vull. 2 Bill of the Jacamaraleyon 3 *Picus lherminieri*, Lesson. The Woodpecker of Lesson 4 A Foot of the *Picus tridactylus* (The Picard Woodpecker) 5 *Yunc torquilla* Lin The Common Wryneck





1. *Malroba superciliosa* (The Common Malleoche)  
2. *Scythrops australasia* (The Australian Scythrops)






1. *Hirundo collaris*. The Collared Swallow. 2. *Troglodytes Martinet*. The Martinet. 3. Head and Toes of the Goat-sucker. 4. *Podargus cuvieri*. The Goat-sucker of Cuvier.







1. *Bucco Duvaucellii* Less. / *Duvaucellii's Barbet* | 2. Bill of the *Pogonias major sulcirostris* Leach / *The Great Pogon* | 3. *Bucco parvus* / *Barbion* / *Vaill. The Barbion* | 4. *Tamatia collaris* / *The Banded Tamatia* |






1. *Jacamerops grandis*, *Vall.* / The Grand Jacamar. 2. *Galbula ruficauda*, *nob. Vall.* / The Red tail Jacamar. 3. *Todus platyrhynchus*, *Gm.*





1 Trogon peruvianus Lem. The Leacock Couroucou. 2 Bill of the Trogon Diversus Tem. The Leacock Couroucou. 3 Ramphastos maximus. Greatest Billed Toucan. 4 Bill of the Grotophaga Tem. The Greater Ani.





1. *Ramphastos aruacari* Gm. 2. *Ramphastos toco*. *Vaillants Birds of Paradise*. Pl. 2. 3. *Crotophaga ani*. Gm.









1. *Ara aracanga* Gmel. (The Guayana Scarlet Macaw)  
 2. *Cacatoes galeritus*. White. (The Crested Cockatoo)





1. *Tetrao umbellus*. Gmel. (The ruffed heath cock) 2. *Tetr. lagopus* L. The Ptarmigan. White Grouse, or Partridge of the Pyranees } 3. *Pterocles arenarius*. Pall. (The Partridge of Arragon





1. *Francolinus ocellus*. Tem. (The All-eyed Francolin) 2. *Pardix petrosa*. Gmel. (The Rock Partridge)  
3. *Colinus californicus*. Sh. (The Californian Colin)






1. *Tetrao rufus*, L. The Red Partridge. 2. *Perdix testilis*, Temm.  
3. *Francolinus clamorosa*, Temm.








1. *Opisthocomus cristatus* L. The Hoaxia 2 *Crax rubra* L. The Red Hocco 3 Head of the Penelope guan. Edw. The Guan 4 A Head of the *Oryzopsis paraquana* L. The Parroquia 5 Head of the *Ourax paca* L. The Stone Bird





1. *Cuculus persa* Lin. The Tauraco 2. *Crax alberti* Lin. The Hoopoe  
3. *Musophaea violacea* Wall. The Phasian cater






1



2



3

1. *Phasianus gallus*. L. The Domestic cock. 2. *Numida meleagris*. L. The Common Guinea hen. 3. *Meleagris gallopavo*. L. The Common Turkey

Engraved by G. Henderson ? Old Bailey.





1. *Numida ptilorhynchos*, Licht. (The Crested-billed-Guinea Hen)

2. *Meleagris ocellata*. (The Golden Green-necked Turkey.)







1. *Tinamus braziliensis* L. The Brazilian Tinamou . 2 *Phasianus pictus* L. The Golden Pheasant . 3 *Hemipodius nigrifrons* Temm .





1 Pavo Cristatus, the Common Pheasant  
2 Lophophorus inornatus (Cuvier's Pheasant)

London Gellonderson & Old Barley





1. *Megapodius Duperreyi*. Less.

2. *Lophophorus rufidgens*. Temm.





1

24 n.s.



2

26 n.s.



3




4

25 n.s.

1. *Cryptonyx corouatus*. Tem. (The Sumatra Pheasant Bird) 2. *Houppitef Diardi*. Gal. du Mus. (Diard's Pheasant) 3. Head of the *Houppitef ignitus* Sch. The Sunda Pheasant 4. *Tragopan satyrus*. Gm. (The Horned Pheasant of Nepal)







1. *Coturnix chinensis*. Liu (The Chinese Grouse.) 2. *Ortyx pugnax*. Tem. (The Fighting Grouse of Java)  
 3. *Tinamus rufescens*. Tem. (The Rufescent Tinamoo) 4. Bill of the *Tinamus brasiliensis*. Liu  
 (The Brazilian Tinamoo)





2/9 n 5

*Phasianus Argus*, (The Argus Pheasant)

London G Henderson 2 Old Bailey






1

$\frac{1}{9}$  n. s.



2

$\frac{1}{8}$  n. s.




2. a.

$\frac{1}{8}$  n. s.

1 *Phasianus torquatus* (the collared Pheasant)  
 2 *Gallus bairdiana* Tem (the wild Cock of Java)  
 2 a. The wild Hen of Java  
 London & Henderson 2 Old Bailey.





1 *Tanagra cyanicephala* The Blue headed Tanagra | 4 Bill of the *Tanagra speculifera* Ortolan Tanagra  
 2 Bill of the *Tanagra cavananis* Bullfinch Tanagra | 5 Bill of the *Tanagra nigerrima* Cardinal Tanagra  
 3 Bill of the *Tanagra atayana* Great Gofbeak Tanagra | 6 Bill of the *Tanagra bussius* Rhamphocelus Tanagra  
 7 *Turdus Atbigularis* The White necked Thrush







1 *Goura coronata* (The Crowned Pigeon) 2. *Columba porphyrea* Tem. (The Porphyry Pigeon)  
3 *Vinago aromatica* (The Spicy Vinago)






1. *Otis tetras*. Lin. The little Bustard. 2. *Oedicnemus longipes*. Geoff. St. Hill.

3. *Charadrius hiaticula*. Lin. The Ring Plover





1. *Otus scops* Linn. (The Great Bustard) 2. Bill of the *Otus tetrix* L. (The little Bustard) 3. Bill of the *Otus asra* Lath. (The Houbard) 4. *Edenopus maculosus* Cuv. (The speckled Thick knee) 5. Bill of the *Ed. vulgaris* Cuv. Linn. (The Common Thick knee) 6. *Charadrius bilobus* L. (The bilobate Plover)






1. *Vanellus cayennensis* Tem. (The Cayenne Lap-wing) 2. *Haematopus palliatus* Tem. (The Cloaked Oyster-Catcher) 3. *Cursorius coromandelicus* Lath. (The Coromandel Swift-foot) 4. Bill of the Vanuvian common. [*V. Vanellus* Lin. (The European Lap-wing)] 5. Bill of the *Tringa squatarola* Cav. (The Lap-wing Plover)







1. *Ciconia ciconia* Lin. (The Great Egret) 2. *Ardea herodias* Buff. (The European Crane)





1 *Microdactylus cristatus* Geoff. (The Short Finger) — 2 *Psophia crepitans* (The Trumpeter) — 3 *Grus carunculata* (The Crowned Crane)





2

1

213 n. s.

3

17 n. s.

1. *Ciconia maguari* Vieill. The Maguari, or American Stork / 2. Bill of the *Ardea Maguari senegalensis* Lath. (The Jabiru)

3. *Scopus umbretta* Vieill. (The Umber coloured Stork)





1. *Ardea ciconia*, Lin. The White Stork. 2. *Mycteria americana*, Lin. The American Jabiru. 3. *Ardea major*, Lin. The common Heron.









1. *Anastomus lamelliger* Tem (The Laminated Open Bill) 2. *Tantalus ibis* Lin (The African Tantalus)  
 3. *Platalea asiatica* Vieill. (The South American Spoon Bill)





1. *Scolopax gigantea* Tem. (The Giant Woodcock) 2. *Blythava hilara* Val. (The Brazilian Snipe) 3. *Ibis Religiosa*. (The Sacred Ibis)






1. *Tringa islandica* Gmelin The Sandpiper 2. *Tringa pugnax* Lin The Ruff

3. *Scolopax arcuata* Lin The European Curlew





1. *Limosa melanura*, Leister. (The Black tailed God wit) 2. Bill of the *Calidris rufa* Wils. (The Red Sanderling)  
 3. Bill of the *Arenaria catidris*. Gm. (The Common Sanderling) 4. Bill of the *Pelidna alpina* Gm. (The Alpine Plover)  
 5. Bill of the *Falciuella (Scolopax) pygmaea* L. (The Tattler) 6. Bill of the *Phalaropus lobatus*. (The Lobated Phalarope) 7. Bill of the *Strepstilax interpres*. L. (The Strepstilax) 8. Bill of the *Totanus fuscus*. L. (The Fuscous Sand piper) 9. Bill of the *Himantopus nigricollis* Wils. (The American Long Shanks)  
 10. *Recurvirostra orientalis*. (The Oriental Avocet)







1 Fulica chloropus. Lin. The Water Hen 2 Fulica porphyryrus. Lin.

3 Fulica atra. Gmelin The Coot

London: G. Henderson, 2, Old Bailey





1. *Palamedea cornuta* Lin. 2. *Charadrius humantopus* Lin.

3. *Recurvirostra avocetta* Lin.





1 *Tringa caninus*. Lin. The European Lapwing. 2 *Hematopus ostralegus*. Lin. The Oyster-tatcher

3. *Cursorius isabellinus* Meyer.






1 *Farrus albicauda* Eschsch. *maquis de Zoologie* The Bronzed Jacana 2 Head of the *Falameda carinata* Lin. The Kaimachi or Horned Screamer 3 *Chauna chazaria* Lin. The Chuta of Paraguay 4 *Megapodius Duperreyi* Gaudet & Lessou. The Taven of Duperrey







1 *Rallus galericus*. The European Water Rail 2 *Porphyrio smaragdinus* Tem. The Emerald or Saltator  
 3. Bill of the *Rallus aquatilis*. Lin. The Water Rail 4. Bill of the *Rallus vres*. Lin. The Rail 5. Bill of the  
*Rallus porzana*. Lin. The Spotted Rail 6. Bill & foot of the *Gallinula chloropus*. Lin. The Water Hen 7. Bill  
 & foot of the *Falcatrix leuc*. The Common Coot 8. Head of the *Chonias nigrorhaga* Vieill. The Sheath Bill






1 *Scolopax oeripensis*. Lin. 2. *Scolopax helias*. Lath.

3. *Phalaropus rufus*. Bechst.

London, G. Henderson, 2 Old Bailey





1. *Glaucola lactea*. *Enc. The Birds of France*. 2. *Phaenicopterus ruber*. *The Every Fishman*. 3. *Id. ibid.* *Phaen. t. b. 1. 1.*





1. *Glaucola austriaca*, *Lat.* The European Partridge, or Sea Partridge. 2. *Phoenicopterus ruber*, *Lat.* The Red Flamingo. 3. *Vaginalis chionis*, *Lat.* The Shearbill.

London: G. Henderson & Co. 2 Old Bailey.








1 Podiceps cornutus Vieill The Dusky Grebe 2 Helicornis surinamensis Gmel The Surinam Helicornis  
 3 Head & Foot of the Colymbus glacialis L The Great Northern Diver 4 Bill of the Urva grylle Vieill  
 The Spotted Gullenot or Greenland Dove 5 Cephus minor Gmel The Little Guillemot





1. *Larus marinus*. L. The Great black-backed Gull) 2. *Sterna hirundo*. L. (The Common Tern or sea Swallow) 3. Bill of the Noddy. *Sterna stolidus*. L. The Noddy) 4. Bill of the Rynchops nigra. L. (The Black Skimmer)





1. *Pelecanus onocrotalus* L. *Varyticus* Edw. The bygoner or common (Pheon) 2. *Tachypetes* (100) L. (The South Sea Frigate bird) 3. *Carbo cristatus* L. (The Crested cormorant)





1. *Aptenodytes patagonica* Gmel. The Great Penguin; 2. *Alca torda* Gmel. The Common duck








1. *Procellaria pelagica*. Lin. (Mother Carey's Chicken) 2. Bill of the *Proc. glacialis* Gmel. (The Fulmar) 3. Bill of the *Puffinus aquinoctialis* Edw. (The Equinoctial Puffin) 4. Bill of the *Pachyptila vittata*. Forst. (The Lored Tern) 5. *Diomedea melanophrys*. (The Albatross)





1. *Diomedea caudata*. *Im.* The common Albatross / 2. *Procellaria capensis*. The Cape Petrel or Cape Pigeon / 3. *Larus cerpitatus*. *fm.* The Arctic Gull





1 *Telecanus Bassanus* L. (The Booby Albat) 2 *Anas Atrata* Lath (The Black swan)  
 3 *Rhyacops Nigra* L (The black skimmer)






1. *Fotus Leucollanti* Bechst. The Black-bellied Diver. 2. *Sula parva* Gmel. The Common Booby. 3. *Phaethon Phaeocephalus* Gmel. The Masked Booby.









1. *Cygnus olor*. Gmel. (The Red billed or Domestic Swan) 2. *Anser Bernache erythropus*. Gmel (The Barnacle Goose, 3. *Anas Carrot* | *Albeola*. Gmel. (The Golden Eye)





1 Anser cinereus Meyer (The Wild Goose) 2 Mergus serrator L. (The Red-breasted Merganser)  
 3 Anas boschas L. (The Wild Mallard)





1. Eider (*anas mollissima* L. {The Eider or St Cuthbert's Duck} 2. Tadorné à boschas L. The Molard  
 3. *Mergus cucullatus* Ent. {The Goosander}





1 *Struthio camelus* Gay. The Ostrich.

2. *Casuarus galentus* Vieill. The galatea Cassowary.







1 Skeleton of the Ibis from a Mummy found at Thebes in Egypt 2 Figure of the Ibis copied from one of the Temples in Upper Egypt 3. Bill drawn from the Mummy of an Ibis by Mr Ulmer






I. Numenius Ibis. / The true Ibis of the Egyptians
















SMITHSONIAN INSTITUTION LIBRARIES



3 9088 01506 4900