

Historic, Archive Document

Do not assume content reflects current scientific knowledge, policies, or practices.

6289
1921

ESTABLISHED 1866

55TH Year

SLATE'S

GUIDE TO GARDENING
AND DESCRIPTIVE CATALOG OF—
GARDEN AND FIELD
SEEDS



SLATE'S
EARLY

NETTED GEM CANTALOUPE

W.G. SLATE THE FARMER SEEDSMAN
SOUTH BOSTON VA.

INDEX

Alfalfa	51	Egg Plant	21	Oyster Shell	72
Alfalfa Meal	72	Endive	21	Parsley	30
Arsenate of Lead	55	Farmogerm	55	Parsnip	30
Asparagus	9	Fertilizers	35, 52	Pasture Mixtures	62, 63
Beans, Snap	10, 12	Fish Oil Soap	54	Peanuts	69
Beans, Pole	9	Flower Box	8	Peas, Garden	31, 32
Beans, Lima	10	Flower Bulbs	50, 51	Peas, Cow	71
Beans, Soup	69	Flower Seed	47, 49	Peas, Edible	69
Beans, Soy	70	Fountain, Drinking	73	Peas, Canada Field	71
Beans, Velvet	56	Gape Remedy	74	Pepper	29
Beets, Garden	13	Gladiola Bulbs	51	Potatoes	56
Beets, Stock	14	Garden Boxes	6, 8	Poultry Supplies	73
Broom Corn	67	Grasses	60, 61	Poultry Feed	72
Buckwheat	67	Grass Mixtures	62	Poultry Remedies	74
Bug Death	54	Grass, Lawn	52	Powder Dusters	53
Brussels Sprouts	16	Grit and Shell Boxes	73	Pumpkin	30
Bulbs, Flower	50, 51	Helleboro	54	Radish	33
Cabbage	15, 16	Herbs	34	Rape	70
Caladium Bulbs	50	Hog Pasture Mixture	63	Rhubarb	34
Canada Field Peas	71	Inoculation	55	Roup Remedy	74
Canna Bulbs	50	Insecto	55	Rutabaga	39
Cantaloupe	23, 25	Insecticides	54	Sage	34
Carrot	17	Irish Potatoes	56	Salsify	34
Cauliflower	14	Kaffir Corn	67	Seed Sowers	62
Celery	14	Kale	21	Soy Beans	70
Chinese Cabbage	16	Kohl Rabi	21	Sorghums	68
Charcoal	72	Lawn Grass	52	Spinach	34
Cholera Remedy	74	Leek	22	Sprayers	53
Clovers	57, 59	Leg Bands	73	Spray Materials	54, 55
Collards	17	Lettuce	22	Squash	35
Coops, Brood	73	Lice Liquid	74	Sugar Cane	68
Corn, Garden	18, 19	Lice Powder	74	Sulphur, Lime	54
Corn, Field	64, 65	Meat Crisps	72	Sunflower	69
Corn, Pop	19	Melon Musk	25	Sweet Peas	49
Corn, Broom	67	Melon, Water	26-27	Swiss Chard	13
Corn, Kaffir	67	Millet	68	Teosinte	67
Cow Peas	71	Mustard	23	Tobacco Seed	40, 46
Cucumber	20, 21	Nasturtiums	48	Tonato	36, 38
Cut Worm Killer	54	Nitrate of Soda	52	Tuberose	50
Dahlia Bulbs	51	Oats	66	Turnips	39
Diarrhoea Remedy	74	Okra	29	Velvet Beans	56
Dust Guns	53	Onion Seed	28	Vetch	66
Dusting Poison	55	Onion Sets	28	Watermelon	26, 27

Mulford Cultures

FOR LEGUMES

Scientifically Prepared and Tested, Small Cost, Large Returns, Easy to Use, No Labor Expense.

THE MULFORD CULTURES consist of pure, tested cultures of active, vigorous nitrogen-fixing bacteria, for inoculating seeds of legumes or soil.

THE MULFORD CULTURES are supplied for the varieties of legumes indicated below, at the following prices:

Garden Size (about one-quarter acre), 50c; One-Acre Size, \$1.50; Five-Acre Size, \$5.00 (not returnable). Special prices on lots of twenty-five acres or more on one order, either of one kind or assorted.

Be sure to always specify the particular legume for which THE MULFORD CULTURES are desired; otherwise we will not know how to fill your order.


ALFALFA (Lucerne)	Mammoth Clover	CANADA FIELD PEAS	Velvet Beans	LIMA BEANS
CRIMSON CLOVER	Burr Clover	PEANUTS	Perennial Peas	Lupins
SWEET CLOVER	Yellow Clover	SPRING VETCH	SWEET PEAS	Sainfoin
WHITE CLOVER	Berseem Clover	WINTER VETCH	GARDEN PEAS	Beggar Weed
RED CLOVER	COW PEAS	Horse Beans	GARDEN BEANS	And Others.
ALSIKE CLOVER	SOY BEANS			

Why buy expensive commercial nitrates when you can grow legume crops and thus increase the yield, and at the same time replace the nitrates, enrich and renovate the soil by nature's own method?

DIRECTIONS FOR USING MULFORD CULTURES: The cultures come to you in bottles. Fill the bottle with lukewarm water that is absolutely pure and allow the jellylike substance to dissolve. Spread the seed on the floor and sprinkle with this bottle of water. Then stir until the moisture has gone through all the seed. Cover and allow to stand for several hours. Sow within six or eight hours after inoculating and never allow the sun to shine on the inoculated seed.

THE FARMERS' READJUSTMENT PROBLEMS

AS I SEE THEM



W. C. Slate, President
The Slate Seed Company

THE dollar is now on its return trip towards one hundred cent value. We have watched the value of our money go down and down until its purchasing power was less than half of what it was in pre-war days. We have felt great contentment in handling many dollars of less than half dollar value and have looked on with gladness to see the prices of farm products soar to unheard of levels while farm expenses went up in like proportion. In other words, we have lived a fairy tale and most of our wealth has been imaginary.

Early last summer conditions changed. The dollar started its climb to pre-war value. Prices of almost every commodity in the country have gone down. We are coming out of our fairyland into the reality of old, one hundred cent dollars.

This period of re-adjustment is working its hardships on every business man in this country and when I say business man I mean the farmer too. The merchant has his stock of goods bought with fifty cent dollars at inflated prices. He must dispose of these goods at reduced prices and assume a loss. but he is helping the dollar to reach its value level. The farmer has his years crops, produced with fifty cent dollars at inflated prices and he must dispose of his products at an actual loss, but in doing so, he must remember that he is helping to bring about better conditions for the country as a whole.

Every war brings its inflated prices (reduced money value) and following every inflation of prices there must come a period of re-adjustment. Money is like water. It will rise to great heights, but sooner or later it will seek its normal level. Major R. L. Ragland, the founder of this business had to go through his period of readjustment after the Civil war. I had my first lesson just after the Spanish-American war.

We should not allow ourselves to get blue and discouraged over present conditions. Times may be hard but we should view them as but a step towards better things. When the dollar has reached its normal value and price inflation has subsided, we will all be in better financial condition than we have been for years. Remember that you do not suffer your hardships alone. Every business in the country is undergoing the same changes as those now taking place in farming.

A man free of discontent and prejudice has a clear head to plan his course of action. The man who shakes off the blues and holds to his faith in his country and his fellow-man has a clear eye to see his opportunities. And such a man as this is going to come out all right in the end. My advice to every farmer is to grow all of the food, hay, grain, etc. that he will need and if he has the time and land left, then let him put in some money crop. But any man who bases all of his hopes on any money crop for the next year or two is taking a great risk. Diversify your crops. Entrench yourself behind good gardens, good corn, grain, and hay crops and let your re-adjustment problems solve themselves.

Yours for future prosperity,

W. C. SLATE,

The Farmer Seedsman.

South Boston, Virginia.



Major R. L. Ragland, Founder
Of Slate Seed Company

How Slate's Seeds

Have Grown During the Past Nine Years AND WHY

The chart shown below represents our sales for the past nine years. If you will note it closely you will find a remarkable record of the results obtained from a quality product. Nothing that could be said or done would more clearly display the quality of Slate's Seeds. No better proof of "**Slate's Seeds Produce Better Crops**" can ever be presented to you. The growth of any business is governed by the quality of the product it puts out and the value of the service it renders. Growth comes only from satisfied customers. Satisfied customers come only from "**Seeds that Produce Better Crops.**" More than half a century ago Major R. L. Ragland set the corner stone for the present Slate Seed business. He used as his foundation an old Southern idea, "Give as much or more than you receive." This sentiment has been handed down from generation to generation. Our cornerstone remains, and today you will find in Slate's Seeds the biggest bunch for your dollar—not in pounds of seed perhaps, but always in pounds of satisfaction.

HERE IS THE PROOF

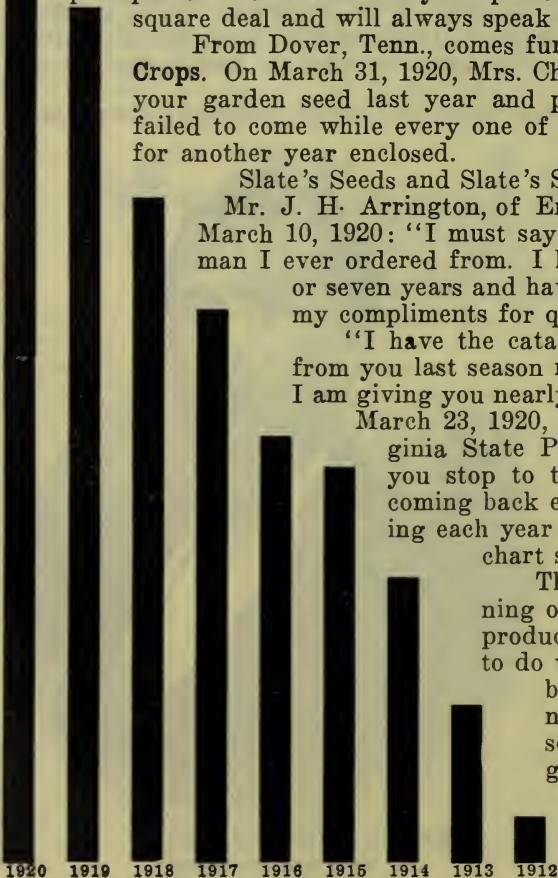
Proof of a service that is interested in our customers and guards their welfare at all times. On April 29, 1920, Mr. J. W. Deringer, of Media, Pa., wrote us as follows: "The corn arrived in fine shape yesterday. Thank you so much for your promptness and interest in your patrons. We are very loyal to all who give us a square deal and will always speak a good word for them wherever we can."

From Dover, Tenn., comes further proof that **Slate's Seeds Produce Better Crops.** On March 31, 1920, Mrs. Charley Shemwell wrote us as follows: "I tried your garden seed last year and planted them beside other seeds. The others failed to come while every one of yours came, it seems. You will find my order for another year enclosed."

Slate's Seeds and Slate's Service have both stood the tests of time for Mr. J. H. Arrington, of Enfield, N. C. He wrote us the following on March 10, 1920: "I must say that you send seeds quicker than any seedsman I ever ordered from. I have been getting my seeds from you for six or seven years and have never failed to get a good stand. You have my compliments for quick shipments."

"I have the catalog for 1919 with the seeds which I ordered from you last season marked. They were so fine in every way that I am giving you nearly the same order again." This was written on March 23, 1920, by Mr. H. C. Williams, President of the Virginia State Principals' Conference, Wise, Va. And when you stop to think about thousands of satisfied customers coming back each year for their supply of seeds and bringing each year a few new customers, you say no wonder the chart shows such a growth."

The germination of the seed is only the beginning of the crop. After they germinate, seeds must produce and in producing their breeding has much to do with the harvest. **Slate's Seeds** are tested for both purity and germination, but our efforts do not end here. **Slate's Seeds** have been bred and selected for the past fifty-five years—bred to germinate, to grow, and most of all to produce better crops.




HOW MUCH SEEDS—or—SATISFACTION

On January 10, 1912, I became a seedsman and the first thing I grabbed when I got into the business was the retail mail order business. I liked this end of the business from the first and the more I see of it the better I like it.

For the past nine years, I have written the catalogs, answered your letters, and seen to it that your orders were filled promptly.

During the summer months when the mail order business is light I devote my time to breeding tobacco seed and other work around the farm, such as making trials of vegetables, and doing all kinds of experimental work. This is my hobby and if it wasn't for the fact that I can be a farmer and a seedsman at the same time, I would go back to the farm.



R. R. Slate

When I entered the seed business I had some well founded ideas as to **HOW MUCH** we should give for a man's money. And this **HOW MUCH** did not include pounds or bushels—nothing but satisfaction.

You know seeds are bought blindly. We can't see the most important thing about them. All we can see is how much we are getting in pounds or bushels, and we can't see **HOW MUCH** satisfaction we are going to get from planting them. It has been at this blind side of seed buying that I have directed my most vigorous efforts. Any man can look at our price list and tell how many pounds of seed he can buy from us for a dollar and I wanted to put into our seed stock that breeding which would assure uniform satisfaction to every purchaser.

In seed buying price is a small matter. Results are what count. You can't get more value out of seeds than what has been put into them. I have worked on this theory for years and if you want to see the results just turn to the chart shown on page two. This shows an unusual growth during this period of a few years and growth means merely that Slate's Seeds are popular—but this popularity is nothing more than concrete proof that our seeds **HAVE PRODUCED BETTER CROPS.**

If you want the biggest bunch for your dollar—not in pounds of seeds perhaps, but always in pounds of satisfaction, say Slate's Seeds.

Yours for satisfaction,
R. R. SLATE,
The Farmer Seedsman No. 2.



Breeding better seeds forms a good part of my work.

MAKING SHIPMENTS QUICKER



W. C. Slate, Jr.

Service is a most important item in the seed business and no matter how good seeds may be, a part of their value is lost unless they arrive in good time for sowing. And here is where I play my trump card.

The keeping of stock, receiving of goods coming in, and the handling of outgoing freight and express shipments are the parts I play. Good seed will not remain good for long unless they are properly stored, so I selected the most desirable floor of our building for the main stock room. It is away from the ground with its moisture and away from the roof with its excessive heat in the summer. It is well ventilated and well lighted so that we can tell what we are doing when we go after a bag of seed.

In these days of impossible freight situations and general slow movement of all goods it keeps me hustling to have things here on time and to get them to you on time. We made all of our deliveries in unusually good shape last season, and I can promise

you my best efforts to maintain this record through another year.

In my work as general traffic manager, I believe I have found the opportunity to make Slate's Seeds more popular. If you will note the many letters scattered through this book that tell of the quick service our customers get from us, you can get some idea of what I am doing. I pride myself upon having things on the spot when they are needed. Of course, this is impossible in every case but in 99 cases out of every hundred you are going to find that package of seed in your mail box or at the railroad station several days before you expected it.

No moss grows on the orders coming into us. If the goods are in stock, the order is filled within twelve hours after it reaches us and just as soon as they are filled, I see to it that they are started on to you. During the rush season, we have a rule that no one sleeps until every order is filled. From early morning until late at night we work to give you quick service.




View of Hyco Seed Farm.

I believe in personal attention. If you write your order I want it to have just the same attention as though you came into the store, called for me, and gave me the order in person. Quick shipments become quicker—service more serviceable—and quality stands at its best where there is personal attention.

Yours for quick
Service,

W. C. SLATE, Jr.

The Farmer
Seedsman No. 3.




I want to know that even the side lines I sell are right before I offer them to my customer.

of mine that keep me in close personal touch with every branch of my business and it is this personal touch that has linked farmer and seedsman together and made Slate's Seeds and Slate's Service the best to be had.

Satisfaction is the aim of every purchase. Quality is the foundation on which satisfaction is built. Buy right—get quality—and thus give iron-clad protection to your satisfaction. You are buying for tomorrow—not today. The dollar saved today in purchase price of seeds can readily be paid back at harvest time in poor crops. If you will devote as much thought to the purchase of seeds as I devote to the production of seeds there will be but one outcome—SLATE'S SEEDS FOR BOTH OF US.

During the past fifty-five years an earnest effort has been made to make SLATE'S SEEDS PRODUCE BETTER CROPS. And today they are sold upon their merits. As they yield good crops for you so do they yield good customers for me. I shall never cut my production cost because in so doing I must cut the quality to a like extent and so long as the name Slate hangs over our door, I want "Quality before Price" to be our motto.



No detail of my business is too small for personal attention.

MY PERSONAL AFFAIRS

When you go into a store and the proprietor waits on you, it is an easy guess that you are getting the best service that store can give.

Years ago, I realized the value of personal service in the seed business and for this reason, I have always given my personal attention to even the small details of my business.

My real job is the financing and placing of growing contracts for seed stocks, but aside from these I find it most valuable to get right into things. Sometime, I can be found in the mail order rooms filling orders; or in the packing room, packing orders; again it may be the office of the mail order department, reading and answering letters. It is these small affairs

SLATE'S GARDEN BOXES



This unique idea which was originated by me six years ago has revolutionized seed buying. These complete assortments fill the needs of the average family and add much to the buying power of your dollar.

Several years ago, I put out the original Dollar Garden Box and this met such a general need that I decided to put up other similar collections to fill the needs of the larger families. Today Slate's Garden Boxes are offered in three sizes. Slate's Dollar Garden Box supplies practically every need of the family of three or four. And Slate's \$2.50

Garden Box is even more complete and will supply a family of six or seven.

Customers who use my Garden Boxes one year come back year after year for them. They are not freak collections but something of real value. The packets are all of standard size and the seed true Slate's quality. The varieties given are not of the new and untried kind but are the sorts that I have been planting in my garden for years—the sorts that I have found best for the home garden. The quantities of each are balanced in proportion to the family needs. These boxes save costly errors in buying too much of certain things and again in buying varieties not suited to the home garden.

Before the rush starts I put these boxes up and have them ready when your order comes. In this manner I can save much of the cost of handling your order but the boxes must remain standard. No substitutions can be allowed. However, if upon receipt you find that the box ordered is not entirely satisfactory, return it to me and I will refund the full purchase price plus the return postage.

Slate's Garden Boxes are always shipped the same day your order is received. They save delay, save money, and save errors in the selection of varieties. The boxes contain the following:

\$1.00 Box		SLATE'S GARDEN BOX	\$2.50 Box	
Reg. Price	Quantity	Kind of Seed	Quantity	Reg. Price
\$.10	1 Pkt.	Earliest Red Valentine Bean	1 Lb.	\$.30
.10	1 Pkt.	Stringless Greenpod Bean	1 Lb.	.30
.10	1 Pkt.	Kentucky Wonder Pole Bean	1 Lb.	.35
.10	1 Pkt.	Prolifer Bush Lima Bean	½ Lb.	.20
.05	1 Pkt.	Improved Early Blood Turnip Beet	1 Oz.	.10
.05	1 Pkt.	Danvers Half Long Carrot	1 Oz.	.10
.05	1 Pkt.	Early Jersey Wakefield Cabbage	½ Oz.	.20
.05	1 Pkt.	True Georgia Collards	1 Oz.	.10
.05	1 Pkt.	Early Cluster Cucumber	1 Pkt.	.05
.05	1 Pkt.	Imp. Long Green Cucumber	1 Pkt.	.05
.10	1 Pkt.	Adams Early Corn	1 Lb.	.20
.10	1 Pkt.	Stowells Evergreen Corn	1 Lb.	.25
.05	1 Pkt.	Big Boston Lettuce	1 Pkt.	.05
.05	1 Pkt.	Southern Giant Curled Mustard	1 Oz.	.10
.05	1 Pkt.	Perkins Mammoth Okra	1 Pkt.	.05
.10	1 Pkt.	Slate's Extra Early Peas	1 Lb.	.35
.05	1 Pkt.	Scarlet Turnip Radish	1 Pkt.	.05
.05	1 Pkt.	Bloomdale Spinach	1 Oz.	.10
.05	1 Pkt.	Early White Bush Squash	1 Pkt.	.05
.05	1 Pkt.	Sparks Earliana Tomato	1 Pkt.	.05
.05	1 Pkt.	Slate's New Stone Tomato	1 Pkt.	.05

\$1.40 value at regular catalogue prices.

\$3.05 value at regular catalog prices.

675—SLATE'S \$1.00 GARDEN BOX

676—SLATE'S \$2.50 GARDEN BOX

Will be sent anywhere in the United States
postpaid for \$1.00

Will be sent anywhere in the United States
postpaid for \$2.50



677—SLATE'S \$5.00 GARDEN BOX

No farmer can afford to cut down his family's supply of good fresh vegetables by failing to cultivate a garden. I have designed this collection to fit the farmer's garden. It will supply a large variety of vegetables and an abundance of each kind; there should be plenty for the table and some to put up for winter. The varieties given here are the best for home use—the same ones that I plant in my own garden. There are both early and late varieties; the box is designed to keep the table supplied throughout the summer, and no extras should be needed.

There is nothing in this collection that should not be in every farm garden. There is no waste. A sufficient quantity of each item is included, but no more than what will be needed. In case there is any vegetable-included that you do not care for, the reduced price at which the box is sold will more than counteract such loss. No substitutions can be made. I sell this collection at a reduced price because I can prepare the boxes in advance and greatly reduce the cost of handling your order.

Slate's Five-Dollar Garden Box will prove the greatest help to your garden. It will insure you a good garden throughout the summer and save many dollars worth of groceries. And it will save you costly mistakes in the selection of your seed, will insure sufficient seed of each variety to supply even a large family, and will save you \$1.25 on your seed order. A copy of "How to Have a Good Garden" is included free with each order for this box. In addition it contains the following seeds:

Quantity	Kind	Catalog Price
One pound	Earliest Red Valentine Beans	30c
Two pounds	Stringless Greenpod Beans	60c
One pound	Giant Stringless Greenpod Beans	30c
One pound	Kentucky Wonder Pole Beans	35c
One pound	Prolife Bush Lima Beans	35c
One ounce	Improved Early Blood Turnip Beet	10c
One ounce	Detroit Dark Red Late Beet	10c
One ounce	Chantenay Carrot	10c
One ounce	Copenhagen Market Cabbage	40c
One ounce	True Georgia Collards	10c
One ounce	Early Cluster Cucumber	15c
One ounce	Improved Long Green Late Cucumber	15c
One pound	Adams Early Corn	20c
Two pounds	Stowell's Evergreen Corn	50c
One ounce	Big Boston Lettuce	15c
One ounce	Southern Giant Curled Mustard	10c
Four ounces	Tom Watson Watermelon	25c
One ounce	Thorobred Rockyford Cantaloupe	15c
Four ounces	Perkins Mammoth Okra	20c
One packet	White Silverskin Onion	5c
One pound	Slates Extra Early Peas	35c
One pound	Thomas Laxton Late Peas	40c
One ounce	Scarlet Button Radish	10c
One ounce	Mammoth Sandwich Island Salsify	20c
One ounce	Bloomsdale Spinach	10c
One ounce	Slate's Extra Early White Bush Squash	10c
One packet	Spark's Earliana Tomato	5c
One ounce	Slate's New Stone Tomato	25c
One ounce	Purple Top Strap Leaf Turnip	10c

Total value at catalog prices\$6.25

Weight when packed, twelve pounds. Delivered anywhere east of the Mississippi River for \$5.00. West of the Mississippi, customers to pay one-half of the postage.



678--SLATE'S GARDEN OF FLOWERS

Have a Beautiful, Old-Fashion Flower Garden. This Collection of Seed with Blue Print and Full Directions will make It an Easy Matter for You to Beautify the Home.

Slate's Garden of Flowers comes as necessity to every home, because no home is complete without its flowers. I would rather live in a hut nestled in the midst of a flower garden than to own the most stately mansion surrounded by barren ground. Vegetables supply us with food and flowers add pleasure to our living. And I consider flowers of just as great importance to every home as the food which goes on the table.

In order to make it easy for every one to have beautiful flowers around the home, I have designed this collection of the most popular old-fashion flowers—the same flowers that made our Southern gardens famous years ago. And in addition to these carefully selected and highly bred seed, I give a blue print which was designed for me by a noted flower expert. This blue print shows how to lay out the garden, where to plant each flower, and insures you the most beautiful design possible. Full cultural directions are given on each packet of seed, so there is no danger of your making a mistake.

This blue print, full cultural directions, and thirty packets of Slate's high quality Flower Seed go into every one of my collections. The following flowers make up the selection: Sweet Alyssum, Amaranthus, Snap Dragon, Asters, Balsam, Chrysanthemums, Candytuft, Cannas, Cosmos, Cockscorb, China Pinks, California Poppy, Kochia, Bachelor's Buttons, Hollyhocks, Larkspur, Marigold, Mignonette, Mysotis, Nasturtiums, Petunia, Phlox, Pansies, Poppies, Verbena, Scarlet Sage, Zinnia, Dahlia and Sweet Peas.

For full description of all of these flowers, see pages 47-48-49 of this catalog. Enough seed are given to make a complete flower garden and have some plants left to set around the house and on the lawn. If bought separately these seed would cost \$2.15.

Price \$1.00 delivered anywhere in the United States.

689—SLATE'S \$2.50 BULB COLLECTION

This big value collection of bulbs and seeds will make your home ground's beautiful at a very small expense. For full descriptions and cultural directions of the various flowers see pages 47 to 51 of this catalog. No substitutions can be allowed. Each \$2.50 collection contains the following:

Quantity	Kind	Catalog price
6—	Tuberoses, Dwarf Pearl	25c
4—	Caladiums, Elephant Ear	60c
6—	Cannas, mixed colors	55c
12—	Gladioli, mixed colors	75c
6—	Dahlia, mixed colors	55c
2—	Lily of the Valley	20c
1 Pkt.—	Asters, mixed	10c
1 Pkt.—	Poppies, mixed	5c
1 Pkt.	Zinnia, mixed	15c
1 Pkt.	Salvia, Scarlet Sage	20c
Total Value		\$3.40

This collection of 36 selected bulbs and four packets of the finest flower seed will be delivered to you for \$2.50.

690—SLATE'S \$1.00 BULB COLLECTION

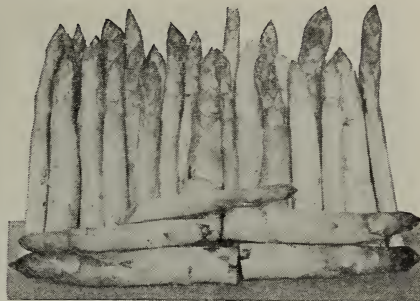
Twelve bulbs of popular flowers and two packets of select flower seeds, a value of \$1.45 for only \$1.00. If you just need a few flowers to brighten your home grounds, this collection will save you 45c on your order. Each collection contains 3 Tuberose, 1 Caladium, 3 Canna, 3 Gladioli, and 2 Lily of the Valley bulbs and in addition one packet each of Aster and Dahlia seed. The price is only \$1.00 delivered to you by parcel post.

ASPARAGUS

CULTURE.—The seed should be soaked in warm water for 24 hours before planting. Sow early in the spring in drills 18 inches apart and 2 inches deep. Plant 15 to 20 seed to every 12 inches of row, and later thin to 1 inch apart. Give frequent and shallow cultivation throughout the summer, and the plants will be ready to set out by the following spring. A rich, heavy, sand loam is best adapted to the growing of Asparagus.

1. — **PALMETTO.** — The variety that I have found easiest to grow and the best for home use. The plants grow large and produce deep green shoots. It is early and will continue to put out shoots as long as it is kept cut.

Price—Pkt. 5c; oz. 10c; $\frac{1}{4}$ lb. 25c; lb. 75c postpaid.



Palmetto Asparagus

POLE BEANS

CULTURE.—Pole Beans can be grown with less work in a cornfield than elsewhere. They can be planted with the corn or after the corn has come up and been thinned. Plant two seed near each stalk of corn and cover to a depth of about three inches. When planted to themselves, they should be put in rows 3 to 4 feet apart. Lay off hills two feet apart in the row and plant from 6 to 8 seeds in each hill. Pole beans are more sensitive to cold than the bush varieties; therefore they should never be planted until warm weather comes.

162.—**KENTUCKY WONDER or OLD HOMESTEAD.**—This is my favorite of the Pole Beans. It is very early, but if the pods are kept picked it will bear until frost. The vines grow vigorous and are covered with dark green leaves. The pods are large, curved, almost round, and often grow to a length of 12 or 15 inches. The seed are of medium size, rather long, and of a yellowish brown color. For a heavy yielding, stringless snap, which is meaty and tender, I will recommend this variety every time.

Pkt. 10c; $\frac{1}{2}$ lb. 20c; lb. 35c; 5 lbs. \$1.60 postpaid. 15 lbs. \$3.50; bu. \$11.00 by express.

163.—**WHITE CREASEBACK.**—This bean resembles the Kentucky Wonder in its growth and general appearance. The vines grow tall, are productive, and noted for the extremely short time in which they perfect the pods. The pods are long, round, straight, and stand shipping better than any of the pole beans. They retain their silvery green color for several days after picking, and command top market prices. The seed are long and pure white.

Pkt. 10c; $\frac{1}{2}$ lb. 20c; lb. 35c; 5 lbs. \$1.60 postpaid. 15 lbs. \$3.50; bu. \$11.00 by express.

164.—**CORNHILL or CUTSHORT.**—This is an old variety still popular with many gardeners for planting among corn, thereby giving a good crop without the use of poles. It is not so early as either the Kentucky Wonder or Creaseback, therefore, does not outgrow the corn. The vines grow to a medium size and are covered with rich green leaves. The pods are short, thick and flat. The seeds are irregular in shape, speckled with red and white, and are often used as dry beans for winter cooking.

Pkt. 10c; $\frac{1}{2}$ lb. 20c; lb. 35c; 5 lbs. \$1.60 postpaid. 15 lbs. \$3.50; bu. \$11.00 by express.

165.—**HORTICULTURAL.**—An ideal variety for planting with corn. Rather late in maturing and produces very large, thick pods that are filled with large beans. This makes one of the best of the pole beans for growing dry beans for winter, since it produces such an abundance of seed. The seed are large and spotted like a wren's egg.

Price—Pkt. 10c; $\frac{1}{2}$ lb. 20c; lb. 35c; 5 lbs. \$1.60 postpaid. 15 lbs. \$3.50; bu. \$11.00 by express.

166.—**STRIPED GREASBACK.**—This bean is also known as the Nancy Davis and is one of the oldest of the pole beans. It has been found in the southern gardens for several generations. Early, prolific, and produces long, tender, round pods. The seed are of medium size, rather long, and spotted.

Price—Pkt. 10c; $\frac{1}{2}$ lb. 20c; lb. 35c; 5 lbs. \$1.75 postpaid. 15 lbs. \$3.75; bu. \$12.50 by express.



Kentucky Wonder Pole Bean

WAX BEANS

CULTURE.—The Wax Bean is not so hardy as the Green Pod, therefore should not be planted so early. In other respects the cultivation is similar to that given the Green Pod varieties. Care should be exercised in cultivating Wax Beans to keep them clear of grass and weeds and to prevent the soil being thrown on the foliage of the plants. These will prove a great help in preventing rust and disease.

160.—DAVIS WHITE WAX.—This is a medium early variety, maturing in about eight weeks after planting. The vines are vigorous and more prolific than most of the Wax sorts. The pods are about five inches long, almost straight, thick and round. Color a clean wax.

Price—Pkt. 10c; $\frac{1}{2}$ lb. 20c; lb. 30c; 5 lbs. \$1.35 postpaid. 15 lbs. \$3.00; bu. \$10.00 by express.

161.—CURRIE'S RUST PROOF.—Also known as the Black Wax. This bean has proved to be one of the most reliable of the early varieties. The vines make a healthy growth and yield a heavy crop of pods, which ripen uniformly. The pods are rather long, flat and tender. The seed are rather large, slightly flattened and of a purplish black color. Market gardeners will find this the most desirable of the Wax Beans. Its reliability, yield, freedom from rust and excellent quality pods place it in a class to itself.

Price—Pkt. 10c; $\frac{1}{2}$ lb. 20c; lb. 30c; 5 lbs. \$1.35 postpaid. 15 lbs. \$3.00; bu. \$10.00 by express.



Curries Rust Proof Wax Bean

LIMA BEANS

CULTURE.—All Lima Beans are sensitive to cold and should not be planted until the weather becomes warm. They are planted and cultivated on the same plan as that given for Snap Beans, and if properly cared for they will produce throughout the entire summer. Lima Beans should be kept clean of all grass and weeds, else the beans will be very inferior. Do not cultivate after the blooms appear.

167.—PROLIFIC BUSH.—This is the earliest Lima Bean known to me and the most productive of the bush varieties. The vines grow to a height of from 18 to 24 inches, are vigorous and very productive. The pods are of medium size, neat shape and well filled. The seed are rather small and pure white in color. This and the Sieva Pole Lima are often called Butter Beans on account of their rich flavor.

Price—Pkt. 10c; $\frac{1}{2}$ lb. 20c; lb. 35c; 5 lbs. \$1.75 postpaid. 15 lbs. \$3.75; bu. \$12.50 by express.

168.—FORDHOOK BUSH LIMA.—This is a large, round potato lima. It is very popular and extensively grown in the North, but does not produce quite so well in the South as the Prolific Bush. The vines are rather delicate when young, but become strong as they grow older. The pods are unusually large and often contain as many as five of the giant beans.

Price—Pkt. 10c; $\frac{1}{2}$ lb. 25c; lb. 45c; 5 lbs. \$2.10 postpaid. 15 lbs. \$4.50; bu. \$16.00 by express.

169.—BURPEE'S BUSH.—This is a large, flat Lima of good quality. It is neither so early nor so productive as the Wood's Prolific, but does well for a late bean. The pods are large, flat and of a greenish white color.

Price—Pkt. 10c; $\frac{1}{2}$ lb. 25c; lb. 40c; 5 lbs. \$1.85 postpaid. 15 lbs. \$4.25; bu. \$15.00 by express.

170.—SIEVA or CAROLINA.—This variety is similar in its appearance, earliness and producing qualities to the Wood's Prolific Bush. The Sieva, however, is a Pole Bean and one planting of it will give beans throughout the entire season.

Price—Pkt. 10c; $\frac{1}{2}$ lb. 20c; lb. 35c; 5 lbs. \$1.75 postpaid. 15 lbs. \$3.75; bu. \$13.00 by express.

171.—CARPENTERIA POLE.—This variety is similar to the Burpee's Bush, but like all Pole Beans, it is far more productive than the Bush. Southern gardeners should have no trouble in producing a good crop of these beans. I believe it to be the best of the large Limas for Southern planting.

Price—Pkt. 10c; $\frac{1}{2}$ lb. 25c; lb. 40c; 5 lbs. \$1.85 postpaid. 15 lbs. \$4.25; bu. \$15.00 by express.



Prolific Bush Lima Bean



Earliest Red Valentine Bean

foliage. Produces in six weeks pods of medium length, fleshy and curving. When pulled young the pods are very tender, but, like all other early beans, they are inclined to get tough after staying on the vines several days. The seed are a deep red, splotched with a lighter shade.

Price—Pkt. 10c; $\frac{1}{2}$ lb. 20c; lb. 30c; 5 lbs. \$1.35 postpaid. 15 lbs. \$3.00; bu. \$10.00 by express.

151.—HOPKINS IMPROVED VALENTINE.—This is an improved strain of the old Red Valentine, and in many respects similar to it. However, both the pods and the seed run more uniform in size and shape. It is as early or earlier than the Red Valentine, and more productive. You might call it the same thing as a well bred, carefully selected lot of Red Valentines. For this reason I think it a little better.

Price—Pkt. 10c; $\frac{1}{2}$ lb. 20c; lb. 30c; 5 lbs. \$1.35 postpaid. 15 lbs. \$3.00; bu. \$10.00 by express.

152.—BOUNTIFUL.—This is an extra early, hardy snap, which is very popular with market gardeners. It is named Bountiful because of the heavy crops it produces. The vines are vigorous and upright, having large leaves. The pods are from 5 to 6 inches long, large and flat. The seed are of medium size and of a solid, rich yellow color.

Price—Pkt. 10c; $\frac{1}{2}$ lb. 20c; lb. 30c; 5 lbs. \$1.35 postpaid. 15 lbs. \$3.00; bu. \$10.00 by express.

153.—LONG YELLOW SIX WEEKS (Green Pod). In my trials I have found this to be one of the earliest Beans I list. Its earliness, combined with its good producing qualities, have made it one of the most popular varieties. The vines grow tall and have large light green leaves which are almost smooth. The pods are large, long, flat and curving, making one of the largest of the extra early snaps. The seed are of medium size, flat and a creamy yellow color.

Price—Pkt. 10c; $\frac{1}{2}$ lb. 20c; lb. 30c; 5 lbs. \$1.35 postpaid. 15 lbs. \$3.00; bu. \$10.00 by express.

154.—GIANT STRINGLESS GREEN POD.—This variety is adapted to the needs of canners and for the second early bean in the home garden. It produces in about seven weeks after planting. The vines are vigorous and productive, generally covered with large light green leaves. The pods are about six inches long, large round, almost straight and stringless. The quantity of pods it produces might well be compared to that produced by the pole beans. The seed are rather small and long and of a brownish yellow color.

Price—Pkt. 10c; $\frac{1}{2}$ lb. 20c; lb. 30c; 5 lbs. \$1.35 postpaid. 15 lbs. \$3.00; bu. \$10.00 by express.

BEANS—BUSH GREEN POD

CULTURE.—The soil selected for Beans should be only medium rich. On extremely rich land they are inclined to make too much vine and few pods. Plant Beans after danger of frost is past in drills 2 to 2 $\frac{1}{2}$ feet apart and from 2 to 4 in. deep. The seed should be dropped in a light drill; that is, one every inch or two. When the plants have attained some size and the first leaves commence to take shape, thin out to 6 inches apart in the row. Give frequent and shallow cultivation, but never cultivate while the vines are wet, else rust will appear and give much trouble.

150.—EARLIEST RED VALENTINE.—This variety is especially desirable for early planting, since the seed will germinate under conditions that would cause other kinds to rot. Furthermore the vines are very hardy and withstand the adverse conditions that affect early plantings of beans. The vines grow erect to a medium height and have dark green



Giant Stringless Greenpod Bean

BUSH BEANS



Stringless Green Pod Beans

155.—**STRINGLESS GREEN POD.**—This is my favorite for the home garden, and I do not believe that a better bean can be had. It has filled the needs of the most critical gardeners for years, in spite of the fact that it is not so hardy as some of the other varieties. It is rather tender and inclined to rust and blight. The vines grow to a medium size, have dark green leaves, and are fairly productive. The greatest value of this bean comes in its pods, which are from 5 to 6 inches long, round, meaty and as near stringless as a bean will ever be. These pods will remain on the vines for several days without becoming shucky. The seed are of medium size and a deep brown color. For the man who understands gardening and is particular about each variety he plants, I cannot offer anything better.

Price—Pkt. 10c; $\frac{1}{2}$ lb. 20c; lb. 30c; 5 lbs. \$1.35 postpaid. 15 lbs. \$3.00; bu. \$10.00 by express.

April 27, 1920.

Dear Sir:

I certainly like your prompt way of filling orders.

Burlington, N. C.

JOHN H. MARTIN.

157.—**REFUGEE OR 1,000 TO 1.**—The vines are large and spreading and produce as many pods as any other variety, and more than most of them. The pods are of medium length, almost round, thick and slightly curved. In quality the pods are better than the early sorts and almost as good as the Stringless Green Pod. The seed are long, slender, purplish black, splashed with tan.

Price—Pkt. 10c; $\frac{1}{2}$ lb. 20c; lb. 30c; 5 lbs. \$1.35 postpaid. 15 lbs. \$3.00; bu. \$10.00 by express.

158.—**SLATE'S TENNESSEE GREEN POD.**—This bean is also known as the Franklin County. Up in Southwest Virginia, among the canners, this variety stands supreme. Like the Stringless Green Pod its habits of growth are not so vigorous, but its excellent quality fully repays the grower who plants it. The vines attain a medium size and have dark green, crumpled foliage. The pods are from 5 to 6 inches long, flat, irregular in shape and of a light green color. The seed are kidney shape and of a dull brown color.

Price—Pkt. 10c; $\frac{1}{2}$ lb. 20c; lb. 35c; 5 lbs. \$1.60 postpaid. 15 lbs. \$3.50; bu. \$12.00 by express.

159.—**SLATE'S BLACK VALENTINE.**—My strain of this variety has been carefully bred for years to produce the best market bean to be had. For years I have supplied some of America's most particular market gardeners with seed stock. I believe that I now have one of the most uniform and productive strains to be found, and the fact that my old customers come back to me year after year proves that they are getting good results from my stock. For home gardens I do not recommend Black Valentine, but for the market grower it has few equals. In earliness, productiveness and the ability of the pods to stand shipping it ranks first. The vines are vigorous and produce the pods all about the same time, thus making the picking much easier. The pods are about five inches long, thick, meaty, and will look fresh and green several days after being picked. They reach the market in good condition and bring the best prices. The seed are of medium size and a solid black color. After carefully breeding and selecting my seed stock of this variety for years, you will find it the purest and best stock of Black Valentine that you ever planted.

Price—Pkt. 10c; $\frac{1}{2}$ lb. 20c; lb. 30c; 5 lbs. \$1.35 postpaid. 15 lbs. \$3.00; bu. \$10.00 by express.

156.—**LONGFELLOW.**—An early, heavy producing bean that has the good qualities of the late varieties but still produces its crop in about six weeks. Vines make a vigorous growth, producing long, round, tender pods. Seed very similar to the Refugee or 1000 to 1.

Price—Pkt. 10c; $\frac{1}{2}$ lb. 20c; lb. 30c; 5 lbs. \$1.35 postpaid. 15 lbs. \$3.00; bu. \$10.00 by express.



Slate's Tennessee Green Pod Bean

TABLE BEETS


CULTURE.—The beet is a hardy vegetable and can be planted just as soon as the heavy frosts are over. Or the seed may be started in the cold frame about four weeks before the plants can be set out in the open ground. Sow in drills about two feet apart, covering the seed about one inch deep. Later thin the plants to four inches apart and give frequent and shallow cultivation. For the fall garden sow the turnip shape varieties in June.

2.—EXTRA EARLY EGYPTIAN BLOOD TURNIP.—This variety is extremely early and one of the best for forcing. It has a small top and a deep red root that grows to a size of about three inches in diameter. The root is slightly flattened at the top and bottom and has flesh of a dark red, mingled with lighter shades.

Price—Pkt. 5c; oz. 10c; $\frac{1}{4}$ lb. 30c; lb. 1.00 postpaid. 10 lbs. \$8.00 by express.

3.—SLATE'S IMPROVED EARLY BLOOD TURNIP.—I have developed and selected this variety for years, and I now believe it to be the best general purpose beet for home or in the market garden. It is good for early, intermediate or late planting. The tops are vigorous, but not large. The roots grow to a medium size, are turnip shape (see illustration), have a deep red and smooth skin and a small tap root. The flesh is a deep red or crimson, crisp and tender.

Price—Pkt. 5c; oz. 10c; $\frac{1}{4}$ lb. 30c; lb. 1.00 postpaid. 10 lbs. \$8.00 by express.



Slates Improved Early Blood Turnip Beet 10 lbs. \$8.00 by express.

4.—SLATE'S EARLY ECLIPSE.—I consider this variety almost as good as my Early Blood Turnip. It is an extra early beet, growing a medium size top and root. The roots have a smooth, dark red skin and a dark red flesh, which is fine grained and sweet. It is popular with the market gardeners and I believe it deserves its popularity.

Price—Pkt. 5c; oz. 10c; $\frac{1}{4}$ lb. 30c; lb. 1.00 postpaid. 10 lbs. \$8.00 by express.

5.—EXTRA EARLY DETROIT DARK RED.—Good for either early or late planting. The tops are small and erect, having dark green leaves shaded with red. The roots are round or globe shape, with a dark red, smooth skin. The flesh is of a light red color, fine grained and of good quality.

Price—Pkt. 5c; oz. 10c; $\frac{1}{4}$ lb. 30c; lb. 1.00 postpaid. 10 lbs. \$8.00 by express.

6.—CRIMSON GLOBE.—This is an especially desirable variety for the market gardener. It is one of the earliest of all, and its perfect globe shape, smooth crimson skin and good quality make it one of the best sellers. The tops are vigorous; the roots are of medium size; the flesh is a deep crimson in color.

Price—Pkt. 5c; oz. 10c; $\frac{1}{4}$ lb. 30c; lb. 1.00 postpaid. 10 lbs. \$8.00 by express.

7.—CROSBY'S EGYPTIAN.—This variety is best suited to intermediate and late planting. It is of better quality than most of the other Egyptians, since it is less inclined to push up a woody neck as it advances in growth. It has more of a globe shape than the Early Egyptians, and a smoother skin. The flesh is of fine quality, and I recommend it for winter use and for pickling.

Price—Pkt. 5c; oz. 10c; $\frac{1}{4}$ lb. 30c; lb. 1.00 postpaid. 10 lbs. \$8.00 by express.

8.—LONG SMOOTH BLOOD.—Many gardeners consider a long beet more tender and of better quality than either the turnip or globe shape sorts. In my estimation this is the best of the long beets. The roots grow long and very smooth, having almost no side rootlets. It often grows to a length of twelve inches and makes an excellent variety for table use or for pickling.

Price—Pkt. 5c; oz. 10c; $\frac{1}{4}$ lb. 30c; lb. 1.00 postpaid. 10 lbs. \$8.00 by express.

9.—SWISS CHARD OR SEA KALE.—This vegetable is grown entirely for its leaves. The large midribs of the leaf are cooked and served like Asparagus, while the leaf itself is used for greens. It is a valuable addition to any home garden.

Price—Pkt. 5c; oz. 10c; $\frac{1}{4}$ lb. 30c; lb. 1.00 postpaid. 10 lbs. \$8.00 by express.



Extra Early Egyptian Blood Turnip Beet

STOCK BEETS

CULTURE.—Stock Beets produce best upon a heavy, rich soil. For fertilizing use something which will give Nitrogen 4 per cent, Available Phosphoric Acid 6 per cent, and Sulphate of Potash 9 per cent. Sow this broadcast over the land at the rate of 1,000 pounds per acre, and harrow lightly into the soil. Lay off rows 2½ feet apart and not over three inches deep. Drill the seed at the rate of five pounds per acre, later thinning the plants to eight inches apart. Cultivate flat with harrows similar to the ones used for cultivating corn. The time for seeding extends from the middle of March to the middle of June.



Mammoth Long Red Stock Beet



Snowball Cauliflower

any of the late varieties. It is a sure cropper, and cannot be had at any price.

10.—**GOLDEN TANKARD.**—This is a giant yellow beet which grows well above the ground, thereby eliminating much of the labor of harvesting. It is hardy and productive. The flesh is of a bright yellow color, sweet, and high in feed value.

Price—Pkt. 5c; oz. 10c; ¼ lb. 25c; 1b. 60c; 5 lbs. \$2.75 postpaid. 10 lbs. by express \$5.00.

11.—**MAMMOTH LONG RED.**—This is a long red variety which grows to an enormous size. The tops push well above the grounds, making it comparatively easy to harvest. It is the largest and most productive of the Stock Beets.

Price—Pkt. 5c; oz. 10c; ¼ lb. 25c; 1b. 60c; 5 lbs. \$2.75 postpaid. 10 lbs. by express \$5.00.

CAULIFLOWER

CULTURE.—Cauliflower belongs to the cabbage family and may be grown in practically the same manner. It is more sensitive to cold than cabbage and should not be set out in the open ground until the weather becomes warm. Cultivate like cabbage and when the heads form, tie the leaves up around each head with a piece of cloth or soft string. This cuts off light and air from the heads and causes them to blanch.

32.—**EARLY SNOWBALL.**—The best general purpose variety that can be had. It is extra early, but produces large, solid, pure white heads. For fall planting it is just as good as

any of the late varieties. It is a sure cropper, and my strain comes from the very best stock, and better cannot be had at any price.
Price—Pkt. 25c; oz. \$1.50; ¼ lb. \$5.00; 1b. \$18.00 postpaid.

CELERY

CULTURE.—Sow the seed early in the spring in a well prepared bed and keep the bed watered. Fertilize the field where the plants are to be set with a fertilizer containing Nitrogen 5 per cent, Phosphoric Acid 6 per cent, and Potash 8 per cent, applying the same broadcast at the rate of 1,000 pounds per acre. Then prepare large beds from 4 to 6 feet apart; throw out a furrow in the center of each bed about 6 inches deep and 5 inches wide; put in about 3 inches of well rotted stable manure; dig this into the soil and cover with an inch or two of fresh soil. Set plants about 8 inches apart, pour in small quantity water, press soil firmly about root, pulling it well up around plant. Keep worked up around plant; do not let it get into bud. In cold weather bank crop in one large bed, cover with leaves or straw; put boards over it to keep out rain.

33.—**IMPROVED WHITE PLUME.**—This is an early, rapid growing variety which is comparatively easy to blanch. It is very little trouble to grow, and is one of the best varieties for the inexperienced gardener. Grows large, but retains its tenderness and fine nutty flavor.

Pkt. 5c; oz. 25c; ¼ lb. 65c; 1b. \$2.00 postpaid.

34.—**GIANT PASCAL.**—This is one of the largest and heaviest of celeries. It is a good keeper and deservedly popular with market gardeners. It is not quite so easily blanched as the Improved White Plume, but in the hands of a man who knows how to handle celery it will make a fine crop.

Pkt. 5c; oz. 20c; ¼ lb. 50c; 1b. \$1.50 postpaid.



Improved White Plume Celery



Early Jersey Wakefield Cabbage

CABBAGE

CULTURE.—Sow the seed during the late winter or early spring in well prepared and fertilized beds. To prepare the field for transplanting, apply a fertilizer containing Nitrogen 4 per cent, Phosphoric Acid 7 per cent, and Potash 9 per cent, at the rate of from one to two thousand pounds per acre. This may be applied either broadcast or in the rows. Prepare rows $2\frac{1}{2}$ to 3 feet apart and set the plants 18 to 24 inches apart in the row. Give frequent shallow cultivation, keeping the soil worked well up around the plants. An application of Stim-U-Plant will hasten the growth of the backward plants. For winter Cabbage, sow the seed in June or July. For extra early spring use, sow the seed in September or October, and transplant in the early winter.

13.—EARLY JERSEY WAKEFIELD.—The Jersey Wakefield is one of the earliest cabbages known and is suited to the needs of both the market and the home gardener. My American grown stock has been used for years by market gardeners, and I do not believe that a better strain of Wakefield can be found. Price—Pkt. 5c; oz. 30c; $\frac{1}{4}$ lb. \$1.00; lb. \$3.00 postpaid. 10 lbs. by express \$25.00.

17.—SLATE'S EARLY DRUMHEAD.—A large, heavy and productive cabbage. It makes the best yield of any of the early sorts. The heads are large, round, almost flat, and solid. It is not quite so early as the Charleston Wakefield, but makes a much better yield and is a sure header. Price—Pkt. 5c; oz. 25c; $\frac{1}{4}$ lb. 75c; lb. \$2.50 postpaid. 10 lbs. by express \$21.00

15.—COPENHAGEN MARKET—This is a new extra early variety which is fast taking the place of the Jersey Wakefield. It matures uniformly and produces large, round, solid heads. Under tests, I have planted this variety beside the Jersey Wakefield. The following spring I cut three average heads from each variety and weighed them. The Copenhagen Markets average from 1 to $1\frac{1}{2}$ pounds each heavier than the Jersey Wakefields.

Price—Pkt. 5c; oz. 40c; $\frac{1}{4}$ lb. \$1.50; lb. \$4.50 postpaid. 10 lbs. by express \$37.50.

18.—EARLY FLAT DUTCH—This is one of the most profitable kinds for the market grower. Its good qualities and handsome appearance make it a good seller, while its ability to stand shipping and its enormous yield make it a favorite with the market growers. The heads are large, round, flat, solid and heavy.

Price—Pkt. 5c; oz. 25c; $\frac{1}{4}$ lb. 75c; lb. \$2.50, postpaid. 10 lbs. by express \$21.00.

16.—EARLY SUMMER.—A second early cabbage that produces just a week or two later than the Early Jersey Wakefield but makes a head that averages about three times as heavy as that of the Early Wakefield. The heads are large, round, and slightly flattened. This makes an ideal second early variety for either home or market grower.

Price—Pkt. 5c; oz. 25c; $\frac{1}{4}$ lb. 75c; lb. \$2.50 postpaid. 10 lbs. \$21.00 by express.



Early Flat Dutch Cabbage

CABBAGE



Copenhagen Market Cabbage

Price—Pkt. 5c; oz. 30c; $\frac{1}{4}$ lb. \$1.00; lb. \$3.00 postpaid. 10 lbs. by express \$25.00.

23.—**SLATE'S LATE DRUMHEAD.**—This is a large, heavy, late variety which is very hardy and will withstand the cold and frost of late fall. The heads are large, round, heavy and somewhat flattened on top. It is a good keeper and very desirable in every respect for the late garden.

Price—Pkt. 5c; oz. 25c; $\frac{1}{4}$ lb. 75c; lb. \$2.50, postpaid. 10 lbs. by express \$21.00.

25.—**SHORT STEM DANISH BALL HEAD.**—This is the best winter cabbage obtainable. Stems very short; heads medium size but very hard, heavy, crisp and tender. Best keeper and the most popular for winter.

Price—Pkt. 5c; oz. 30c; $\frac{1}{4}$ lb. \$1.00; lb. \$3.00, postpaid. 10 lbs. by express \$27.50.

21.—**BURPEE'S SUREHEAD.**—This is an old standby which has been a general favorite for almost half a century. It produces large, round, slightly flattened heads which often weigh from 15 to 20 pounds.

Price—Pkt. 5c; oz. 30c; $\frac{1}{4}$ lb. \$1.00; lb. \$3.00 postpaid. 10 lbs. by express \$25.00.

24.—**LATE FLAT DUTCH.**—This is an ideal kind for late shipping. The heads are large, round, thick and flat. Its yield is even better than the Early Flat Dutch.

Price—Pkt. 5c; oz. 25c; $\frac{1}{4}$ lb. 75c; lb. \$2.50 postpaid. 10 lbs. by express \$21.00.

20.—**SLATE'S ALL HEAD EARLY.**—I know that my strain of this variety cannot be surpassed for its close adherence to its type. It is one of my favorites for a second early cabbage, being larger than most other sorts and remarkably uniform in growth. The heads are large, solid, and almost flat.

Price—Pkt. 5c; oz. 30c; $\frac{1}{4}$ lb. \$1.00; lb. \$3.00 postpaid. 10 lbs. by express \$25.00.

26.—**MAMMOTH RED.**—This makes a most desirable variety for pickling, and it is extensively grown for market in some sections. The heads are large, round, solid, and of a deep red color.

Price—Pkt. 5c; oz. 40c; $\frac{1}{4}$ lb. \$1.50; lb. \$4.00 postpaid. 10 lbs. by express \$30.00.

27.—**PETSAI KINSHUI.**—This is a most desirable variety of the Chinese Cabbage. Heads very large, compact, and blanch easily. Plant and cultivate like cabbage, but tie up heads to blanch. Can be cooked or eaten green in the place of lettuce.

Price—Pkt. 5c; oz. 30c; $\frac{1}{4}$ lb. \$1.00; lb. \$3.00 postpaid. 10 lbs. by express \$25.00.

BRUSSELS SPROUTS

CULTURE.—Sow seed in a bed during June or July. When large enough to move, transplant in the open ground eighteen inches apart in the row. The cultivation and handling is in every respect similar to that given Cabbage.

12.—**DWARF IMPROVED.**—This is the surest cropper known. It produces tender, compact sprouts of choice quality. These sprouts are far better than Cabbage.

Price—Pkt. 5c; oz. 30c; $\frac{1}{4}$ lb. \$1.00; lb. \$3.00 postpaid.



Slate's Late Drumhead Cabbage



Improved Long Orange Carrot

recommended to home gardeners. The roots are long, smooth and tapering. The flesh is very tender and crisp and of a beautiful orange color.

Price—Pkt 5c; oz. 10c; $\frac{1}{4}$ lb. 30c; lb. \$1.00 postpaid. 10 lbs. by express \$8.00.

CARROTS

CULTURE.—Sow in a rich, sandy loam which has been well manured the previous year. The soil should be thoroughly pulverized before seeding, because the seed are very small, and there is danger of covering them too deep. Sow in drills 24 inches apart at the rate of one ounce to every 100 feet of row. After the plants attain some size, thin them to 6 or 8 inches apart and give frequent shallow cultivation. The time for seeding extends from early spring to the middle of the summer.

28.—DANVER'S HALF LONG.—The roots are smooth, 8 to 10 inches long, and of a deep orange color. The flesh is fine grained, sweet and of the very best quality. This is an excellent variety either for the home garden or for the market.

Price—Pkt. 5c; oz. 10c; $\frac{1}{4}$ lb. 30c; lb. \$1.00 postpaid. 10 lbs. by express \$8.00.

30.—OXHEART.—This variety is especially adapted to growing in heavy clay soils. The roots are short, round and very thick, making harvesting an easy matter. I especially recommend this variety to those wishing a heavy yield, and to those growing carrots for stock feed. The Oxheart can be used for table or stock. Its quality is little affected by its yield.

Price—Pkt. 5c; oz. 10c; $\frac{1}{4}$ lb. 30c; lb. \$1.00 postpaid. 10 lbs. by express \$8.00.

29.—CHANTENAY.—Suited to either garden or field culture. It makes a good yield and is often used for stock feed. It has a medium sized top, small neck, stump root, and a broad, thick shoulder. The roots are of an orange color, and the flesh is of good quality.

Price—Pkt. 5c; oz. 10c; $\frac{1}{4}$ lb. 30c; lb. \$1.00 postpaid. 10 lbs. by express \$8.00.

31.—IMPROVED LONG ORANGE.—This is one of the most popular sorts for table use; therefore it is especially recommended to home gardeners. The roots are long, smooth and tapering. The flesh is very tender and

COLLARDS

CULTURE.—Collards may be sowed in the open ground at almost any time of spring or summer. Sow in drills from 12 to 24 inches apart and cover about one inch deep. Later thin plants to six or eight inches apart in the row.

35.—TRUE GEORGIA.—The old reliable of the collards. It grows very large and produces excellent greens. As the leaves are pulled others take their places.


Price—Pkt. 5c; oz. 10c; $\frac{1}{4}$ lb. 30c; lb. \$1.00 postpaid. 10 lbs. by express \$9.00.

36.—NORTH CAROLINA SHORT STEM.—The stems are very short; the leaves are large and spreading; the plants are very hardy and able to withstand both drought and cold. Often called Cabbage Collard.

Price—Pkt. 5c; oz. 10c; $\frac{1}{4}$ lb. 30c; lb. \$1.00 postpaid. 10 lbs. by express \$9.00.

COTTON AND TOBACCO PRICES

Are uncertain, but a good garden is always valuable. While our money crops are low, it is absolutely necessary that every farmer have a good garden.



Danver's Half Long Carrot



Country Gentleman Sweet Corn

which makes it a profitable variety for market gardeners, and its tender, delicious kernels win praise on every table. Stalks grow as high as the average field corn. Ears from eight to ten inches long and irregularly crowded with small pearly white kernels.

Price—Pkt. 10c; lb. 30c; 5 lbs. \$1.25 postpaid. 15 lbs. \$3.00; 50 lbs. \$8.00 by express.

178.—**STOWELL'S EVERGREEN.**—The best and most popular late variety I know. Stalks grow very tall and produce an abundance of fodder, making it a good silage corn. The ears are long, large and filled with large and deep grains. The cob is very small. This corn will make the largest yield of any, and the ears will stay longer in the green state than those of any other sort. It makes an unusually good variety for canning, since the large, deep grains make cutting it from the cob an easy matter and adds a great deal to the yield. Every late garden should have some Stowell's Evergreen planted in it.

Price—Pkt. 10c; lb. 25c; 5 lbs. \$1.10 postpaid. 15 lbs. \$2.75; 50 lbs. \$7.00 by express.

Green Bay, Va.,
August 15, 1920

Dear Sir:—

I have been using your seed now for five years and have been having real success. I have never seen finer cabbage anywhere than I have now, grown from Slate's Seeds. I have over one thousand heads of Drumhead and Flat Dutch that will average eighteen pounds. Friends from all around say that they have never seen such large cabbage.

Yours for success,
F. L. Miller.

GARDEN CORN

CULTURE.—Almost anyone can grow good corn. The principal things to observe are thorough preparation of the land, good fertilization and frequent shallow cultivation. Lay the rows off three feet apart and drop two seeds every twelve inches. Later thin to twenty-four inches apart. The time of seeding extends from March until August.

176.—**Golden Bantam.**—This is undoubtedly the best variety of early sugar corn that has ever been introduced to the gardeners of this country. It can be planted so as to give a succession throughout the season, and its sweet delicious flavor cannot be surpassed. The stalks are very prolific and grow to a height of about five feet. The ears are of medium size and irregularly filled with large golden grains. Its eating qualities are as good as the best, and it will remain on the stalk for days without getting hard.


Price—Pkt. 10c; lb. 30c; 5 lbs. \$1.25; postpaid. 15 lbs. \$3.00; 50 lbs. \$8.00 by express.

177.—**COUNTRY GENTLEMAN.**—This variety is also known as the Shoe Peg, its name coming from the long, narrow, peg shape grains. It has a small cob and a deep grain. It is very prolific,



Stowell's Evergreen Sweet Corn

CORN



Adam's Early Corn

172.—**ADAMS EXTRA EARLY.**—This is not a sugar corn but a dent variety. The dent corn will stand more cold and wet weather than will the sugar varieties. This is one of the hardiest and earliest sorts obtainable. Stalks rather small, productive, and about four feet high. Ears short but well filled with smooth white kernels. At least ten days earlier than any other known variety.

Price—Pkt. 10c; 1b. 20c; 5 lbs. 85c; postpaid. 15 lbs. \$1.85; bu. \$6.50 by express.

June 7, 1920.

Dear Sir:—

I wish that I had sent to you earlier. The beans I got from you are just splendid and others planted the same day are nothing to compare with yours.

Wishing you success,

MRS. SALLIE C. JONES.

Reidsville, N. C.

173.—**ADAMS EARLY.**—Similar to above variety, but is about ten days later, much larger, more prolific, and in all respects a better corn. Its stalks grow to a height of from five to six feet and produce several medium size ears of good quality. Ranks next to Adams Extra Early in earliness.

Price—Pkt. 10c; 1b. 20c; 5 lbs. 85c postpaid. 15 lbs. \$1.75; bu. \$6.00 by express.

174.—**TRUCKER'S FAVORITE.**—I sell more of this corn than any other variety I list. It is later than Adams Early, but earlier than Snowflake. It comes between these two in quality, yield and every respect. It is hardy, prolific and a general favorite with both market and home gardeners.

Price—Pkt. 10c; 1b. 20c; 5 lbs. 85c postpaid. 15 lbs. \$1.75; bu. \$6.00 by express.

POP CORN

179.—**SLATE'S WHITE RICE.**—This is an ideal kind for popping. The grains are white and pointed, rice shape. When popped the grains are large, pure white, crisp, tender, and have an excellent flavor. It is one of the easiest kinds to pop and generally free from tough, half popped grains.

Price—Pkt. 10c; 1 lb. 20c; 5 lbs. 85c; postpaid. 15 lbs. \$1.85 by express.

180.—**GOLDEN QUEEN.**—The stalks grow to a medium size and bear a number of ears. The grains are about the size of the White Rice and just as good for popping. It has a beautiful golden color, but when popped is pure white.

Price—Pkt. 10c; 1 lb. 20c; 5 lbs. 85c postpaid. 15 lbs. \$1.85 by express.

August 17, 1920.

Dear Sir:

I have had good luck with your seed this year and expect to order all of my seed from you next spring. Your seed can't be beat. I enclose order for fall seed.

Castle Haynes, N. C.

THOMAS MILLER.



Trucker's Favorite Corn

CUCUMBERS



Slate's Extra Early White Spine Cucumber

CULTURE.—The soil selected for Cucumbers should be a light sand or sand loam. Barnyard litter makes the best fertilizer. Prepare large hills about six feet apart each way, and plant from eight to ten seed in each hill. After the plants get beyond danger from insects, thin to four plants per hill and give shallow cultivation until the vines begin to run. The time for seeding extends from just after the last frost in spring until August. If insects commence to eat the vines, apply Bug Death. To hasten the growth use Stim-U-Plant tablets.

37.—SLATE'S EXTRA EARLY WHITE SPINE.—This is an extra early variety used extensively by both home and market gardeners. It is hardy and will stand earlier planting than most other varieties. The fruit is from medium size to large, of perfect shape and a beautiful green color, shaded to a white tip. For the home garden a better variety cannot be had. But market growers will find that Slate's Early Fortune has a better color and will retain its color better in shipping.

Price—Pkt. 5c; oz. 15c; $\frac{1}{4}$ lb. 45c; lb. \$1.45 postpaid. 10 lbs. \$12.50 by express.

38.—HENDERSON'S PERFECTED WHITE SPINE.—This is an extra early favorite of the market gardeners. Its color is a deeper green, and it ripens more uniformly than the old White Spine. It grows a vigorous vine, which bears for a long time. The fruit is from eight to ten inches long, of a deep green color, and does not have much white at the tip. For shipping this is a very desirable variety.

Price—Pkt. 5c; oz. 15c; $\frac{1}{4}$ lb. 45c; lb. \$1.45 postpaid. 10 lbs. \$12.50 by express.

39.—SLATE'S EARLY FORTUNE.—I consider this the best and most popular market cucumber grown. It is one of the earliest to produce, very productive, and the fruit is far above that of any other variety in both quality and appearance. The vines are hardy and resist disease to a remarkable extent. The fruit is regular in size, matures uniformly, rather long and of a deep green color, which it holds for days after being pulled. In quantity, quality, appearance and market value this cucumber cannot be equalled. For years I have supplied Florida shippers with my carefully bred stock of this cucumber. They ship a great distance and have found it to reach the market in better condition than any other kind. I believe, and have reason to believe, the years of carefully selecting and breeding I have bestowed upon this variety has made it the purest and best that can be had.

Price—Pkt. 5c; oz. 15c; $\frac{1}{4}$ lb. 45c; lb. \$1.45 postpaid. 10 lbs. \$12.50 by express.

40.—EARLY CLUSTER.—An early, small and very prolific variety. It is an excellent kind for the home garden. The vines are extremely hardy and produce their fruit in clusters of two or three. The fruit is small and of a much better quality than the larger ones. They make excellent pickles or the tenderest when sliced.

Price—Pkt. 5c; oz. 15c; $\frac{1}{4}$ lb. 45c; lb. \$1.30 postpaid. 10 lbs. by express \$11.00.

41.—DAVIS PERFECT.—This cucumber is old and reliable. It seems to hold friends among both the home and market gardeners. It is noted for the perfect fruit it produces. The fruit is long, rather slender, of a beautiful deep green color, and has few seeds.

Price—Pkt. 5c; oz. 15c; $\frac{1}{4}$ lb. 45c; lb. \$1.45 postpaid. 10 lbs. \$12.50 by express.

42.—KLONDIKE.—This is a popular early variety of the White Spine type, which many growers prefer to any of the other sorts. The vines are hardy and productive. The fruit is about eight inches long, of a dark green color even at the tip; stands shipping almost as well as Early Fortune, and is uniform in size and growth. In all respects it is a good shipping cucumber.

Price—Pkt. 5c; oz. 15c; $\frac{1}{4}$ lb. 45c; lb. \$1.45 postpaid. 10 lbs. \$12.50 by express.

43.—FORDHOOK FAMOUS.—When a large, smooth cucumber is wanted for home use, I recommend this. It is rather early, productive; produces a most desirable fruit for table use. It also makes a good cucumber for slicing for pickle, but the fruit is far too large to be pickled whole.

Price—Pkt. 5c; oz. 15c; $\frac{1}{4}$ lb. 45c; lb. \$1.45 postpaid. 10 lbs. \$12.50 by express.



Improved Long Green Cucumber


CUCUMBERS—cont'd

44.—**IMPROVED LONG GREEN.**—This and my Extra Early White Spine are included in almost every order I get from home gardeners. It is indeed a good variety for home gardeners, since it can be used green or pickled. It produces an enormous crop, and the fruit is larger than that of any other kind I know. Fruit from ten to fifteen inches long, has a deep green color and crisp tender flesh. It is sometimes used by market growers, but I think it is too late to be profitable.

Price—Pkt. 5c; oz. 15c; $\frac{1}{4}$ lb. 50c; lb. \$1.55 postpaid. 10 lbs. \$13.00 by express.

45.—**CHICAGO PICKLING.**—A standard late variety which combines all the qualities which go to make up an ideal pickling cucumber. The vines are hardy and very productive. The fruit runs from small to medium size, and can often be pickled whole.

Price—Pkt. 5c; oz. 15c; $\frac{1}{4}$ lb. 45c; lb. \$1.45 postpaid. 10 lbs. by express \$12.50.



New York Improved Spineless Egg Plant

in a hot bed and keep the bed well watered. When the plants get about three inches high, remove them to a cold frame, setting them in rows about twelve inches apart and from four to six inches apart in the row. This will toughen them and permit them to spread. When real summer comes, transplant to well prepared rows in the open ground, setting the plants three feet apart. In cultivating work the soil up around the stems of the plants.

47.—**NEW YORK IMPROVED SPINELESS.**—This is the standard variety for the market growers. The plants are low, spreading and entirely spineless. The fruit is large, of handsome shape and good quality. The fruit seems to retain its dark purple color better than other varieties; therefore commands top market prices.

Price—Pkt. 5c; oz. 50c; $\frac{1}{4}$ lb. \$1.50; lb. \$5.00 postpaid.

ENDIVE

CULTURE.—Sow seed during the early fall in light drills twelve inches apart. Cultivate like head lettuce, and when grown tie up to blanch. Endive is nothing more than a winter lettuce.

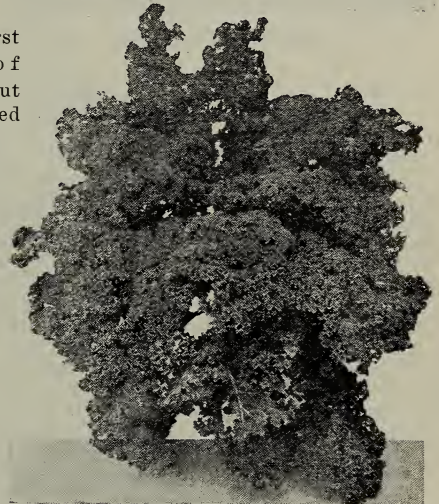
46.—**BROAD LEAF BATAVIAN.**—The heads are large; the leaves are thick and broad, with white midribs. Excellent for soups, garnishing or salads.

Price—Pkt. 5c; oz. 15c; $\frac{1}{4}$ lb. 45c; lb. \$1.50 postpaid.

EGG PLANT

CULTURE.—

When the first warm days of spring come, about April, sow the seed



Norfolk Kale.

Kohl Rabi.



ERBURT KOHL-RABI

48.—**DWARF CURLED SCOTCH or NORFOLK.**—Does not grow over 18 inches tall, but often spreads to a width of three feet. Leaves are curled, of bright green color. They make excellent "greens."

Price—Pkt. 5c; oz. 10c; $\frac{1}{4}$ lb. 40c; lb. \$1.25 postpaid. 10 lbs. by express \$10.00.

KALE

KOHL RABI

CULTURE.—Sow as early as possible in drills eighteen inches apart and about one inch deep. Later thin to six inches apart in the row. Cultivate like cabbage or collards. This is a cool weather vegetable; therefore early planting is necessary.

49.—**EARLY WHITE VIENNA.**—Very early, producing in about six weeks after planting the seed. Bulbs are of medium size; flesh almost white, very tender, and makes a delicious dish for any table.

Price—Pkt., 5c; oz., 25c; $\frac{1}{4}$ lb., 75c; lb., \$2.50, postpaid.



American Flag Leek

LEEK

CULTURE.—The cultivation of Leek is very similar to that of Onions. The seed should be sowed in the fall or very early in the spring. The best plan is to sow in a hot bed and transplant to the open ground as soon as the plants are large enough to move. Leek makes an excellent spring onion and is sweeter and milder than most onions. Handle plants and cultivate just as you would onions.

50.—AMERICAN FLAG.—This is a large, curled variety. It is more generally used than any other sort and is equally good for either home or market. It grows a thick, mild root which serves every purpose of a Spring Onion.

Price—Pkt. 5c; oz. 25c; $\frac{1}{4}$ lb. 75c; lb. \$2.50, postpaid.

July 23, 1920.

Dear Sir:—

Please let me know if you can supply me a bushel of Irish Potatoes and price. I certainly must add that I appreciate your filling my orders so promptly.

J. A. Galbraith.

Keysville, Va.

LETTUCE

CULTURE.—The heading varieties should be sowed during the early spring in a hotbed, and when about three inches high, transplanted to a light, rich soil. The rows for heading lettuce should be about eighteen inches apart, and the plants should be set ten inches apart in the row. The loose head or curled varieties should be sowed thinly in drills about twelve inches apart and one-half inch deep.

51.—BIG BOSTON.—This is an old variety and still my favorite. It is one of the large, sure heading kinds which has made a host of friends with both market and home gardeners. It can be used for either a head or curled lettuce. The heads are large, compact, and blanch easily. The leaves are large, tender and free from coarse ribs. In my estimation it is the earliest and best variety.

Price—Pkt. 5c; oz. 15c; $\frac{1}{4}$ lb. 40c; lb. \$1.25; postpaid. 10 lbs. \$10.00 by express.

52.—HANSON.—One of the most valuable features of this variety is that it is very slow to run to seed after heading. Thus much of the lettuce that is lost every year may be used. Hanson is a large, solid head variety that blanches easily and will remain upon the hill for some time before going to seed.

Price—Pkt. 5c; oz. 15c; $\frac{1}{4}$ lb. 40c; lb. \$1.25, postpaid. 10 lbs. by express \$10.00.

CURLED OR LOOSE HEAD VARIETIES

53.—PRIZE HEAD EARLY.—A curled, white-seeded lettuce which is easy to grow and ideal in every respect for home use. The leaves are large, crimped, curled and of a bright green color, tinged with red. In both looks and quality it is all that could be desired.

Price—Pkt. 5c; oz. 15c; $\frac{1}{4}$ lb. 40c; lb. \$1.25 postpaid. 10 lbs. by express \$10.00.



Big Boston Lettuce



Prize Head Early Lettuce

54.—EARLY CURED SIMPSON.—I consider this by far the best of the popular Simpson varieties. It produces large, loose, curled leaves of a beautiful green color. White seed. It is a good variety for either the home or the market grower.

Price—Pkt. 5c; oz. 15c; $\frac{1}{4}$ lb. 40c; lb. \$1.20 postpaid. 10 lbs. \$10.00 by express.

August 29, 1920.

Dear Sir:—

I am elated over the good seed I purchased from you and the good results I obtained therefrom.

J. B. Mallory.

Richmond, Va.

MUSTARD

CULTURE.—Mustard can be grown at almost any time of the year. Sow the seed either broadcast or in light drills about twelve inches apart. Requires little or no cultivation, and will produce edible leaves within a few weeks after sowing.

55.—**SOUTHERN GIANT CURLED.**—This is the best known and most popular variety. It grows rapidly and produces an abundant crop of “greens” or salad. The leaves are large and curled.

Price—Pkt. 5c; oz. 10c; $\frac{1}{4}$ lb. 25c; lb. 75c postpaid. 10 lbs. \$6.00 by express.

56.—**ELEPHANT EAR.**—A very large variety of mustard having a smooth leaf and much preferred by some on this account. The leaf being smooth does not catch the grit and sand like the curled mustard, consequently is much easier to clean and prepare. Makes excellent greens and matures within a very short while.

Price—Pkt. 5c; oz. 10c; $\frac{1}{4}$ lb. 25c; lb. 75c postpaid. 10 lbs. \$6.00 by express.

CANTALOUPE



Slate's Early Netted Gem Cantaloupe

CULTURE.—Cantaloupes are very tender and should not be planted in the open ground until the weather becomes warm. However, extra early crops may be produced by starting the seed in trays, window boxes or paper pots and resetting the plants. A light, rich sand loam is the best soil. Hills should be prepared four feet apart each way. Chop a handful of manure or fertilizer into the top of each hill, and plant the seed six to ten in each hill, covering them one inch deep. After the first two or three leaves of the plant have taken on their shape, thin to three plants per hill. Give frequent shallow cultivation until the vines begin to spread over the hill, making further cultivation impossible.

57.—**SLATE'S EARLY NETTED GEM.**—This is a melon of the finest Rockyford strain, but is better adapted to Eastern conditions than the Rockyford. The fruit is of medium size, almost round, and thickly netted. The flesh is green, firm and has a delicious rich flavor. It is early and very prolific.

Price—Pkt. 5c; oz. 15c; $\frac{1}{4}$ lb. 40c; lb. \$1.25 postpaid. 10 lbs. by express \$10.00.

58.—**EXTRA EARLY JENNY LIND.**—Also known as the Nutmeg, deriving its name from its rich flavor. This is one of the earliest melons known and good for either home use or for the early market. The fruit is small, round and slightly flattened at the ends. The flesh is dark green and very sweet.

Price—Pkt. 5c; oz. 15c; $\frac{1}{4}$ lb. 40c; lb. \$1.25 postpaid. 10 lbs. by express \$10.00.

CANTALOUPE—cont'd

59.—**EDEN GEM, or NETTED ROCK.**—This is one of the finest market melons known to me. For a shipping melon it cannot be surpassed, since it combines all the good qualities which a shipper should have, such as size, shape, netting, freedom from prominent ribs, and firm, sweet flesh. The flesh is thick, firm and sweet, with a small seed cavity. It is noted for its uniformity in both size and ripening habit, and is a heavy yielder. My seed stock comes direct from the Rocky Ford strain, and has been bred for market growers. Price—Pkt. 5c; oz. 15c; $\frac{1}{4}$ lb. 40c; lb. \$1.25 postpaid. 10 lbs. by express \$10.00.

60.—**CHAMPION MARKET.**—This is an ideal melon for the home market. It is rather large for shipping, but commands top market prices on local markets. The flesh is moderately thick, of a beautiful green color and a rich sweet flavor. It ranks among the most productive, and its handsome appearance makes it an easy seller. Price—Pkt. 5c; oz. 20c; $\frac{1}{4}$ lb. 60c; lb. \$1.75 postpaid.



Gold Lined Netted Rock Cantaloupe

61.—**EXTRA EARLY KNIGHT.**—This is an early cantaloupe of the shipping type, but it is generally found in the home garden. The melons are of medium size, thickly netted and oval shape. The flesh is a rich green, thick and very sweet.

Price—Pkt., 5c; oz., 15c; $\frac{1}{4}$ lb., 40c; lb., \$1.25, postpaid. 10 lbs. by Exp., \$10.00.

62.—**HONEY DEW.**—This is a new variety which is commanding the attention of the Southern growers. It seems to be better adapted to Southern conditions than other sorts and is bringing top market prices. It is almost round, smooth, yellow skin, thin rind, and thick, firm, sweet meat. It can be pulled just before it becomes ripe, and will then reach the market just at its prime. Unusually high prices are being paid on the Northern markets for it, and on account of its productiveness and ability to stand shipping, it should become most profitable.

Price—Pkt., 5c; oz., 15c; $\frac{1}{4}$ lb., 40c; lb., \$1.25, postpaid. 10 lbs. by Exp., \$10.00.

63.—**NETTED ROCK KING.**—A famous melon with both home and market gardeners. It bears a strong resemblance to my Gold Lined Netted Rock, but I think that it is inclined to be more of a shipping melon than the Gold Lined Netted Rock. It is a true Rocky Ford, with firm, sweet flesh. Produces melons of medium size, free from ribs and closely netted.

Price—Pkt., 5c; oz., 15c; $\frac{1}{4}$ lb., 40c; lb., \$1.25, postpaid. 10 lbs. by Exp., \$10.00.

65.—**THOROUGHbred ROCKY FORD.**—Many people are such great believers in the Rocky Ford Cantaloupes that they will have no other sort. For them I offer this, one of the best of its kind. It is a general purpose melon, good for home gardens, home market or for shipping. The flesh is firm, sweet, fine grained and of a beautiful green color. Its flavor is rich and spicy. It produces an enormous crop and in all respects is an excellent melon.

Price—Pkt., 5c; oz., 15c; $\frac{1}{4}$ lb., 40c; lb., \$1.25, postpaid. 10 lbs. by Exp., \$10.00.

64.—**SLATE'S GOLD LINED NETTED ROCK.**—The market gardener who wishes to secure the top market prices, and the home gardener who wishes the sweetest, the most solid and the most deliciously flavored melon, cannot do better than to get this one. It is a true Rocky Ford. It is free from deep ribs, has perfect netting and the ideal shape for shipping. It attains a good crating size and has all the requirements for a market melon. The flesh is green, with a thin golden lining next to the seed cavity. The thick, tender flesh is sweet and has a rich, luscious flavor. This melon is uniformly good and not like some varieties—good one season and tasteless the next. Of course, soil and weather conditions affect its quality, just as they do other sorts, but this one comes nearer to being always good than any cantaloupe I have ever seen. Its ripening habits are uniform. Practically every melon is of the same size. I picked it for a winner before I ever offered it to my trade, and its delicious flavor, fine quality of flesh and ideal shipping properties have already won the praise of numerous growers, and they will do the same for you.

Price—Pkt., 5c; oz., 15c; $\frac{1}{4}$ lb., 45c; lb. \$1.35, postpaid. 10 lbs. by Exp., \$11.00.



Thoroughbred Rocky Ford Cantaloupe

CANTALOUPE—cont'd

66.—**LARGE HACKENSACK**.—Also known as Turks Cap. This is the largest of my Cantaloupes and in every respect a good melon. Vines grow vigorous and are productive, bearing large, round melons that are slightly flat at the ends and covered with coarse netting. The flesh is thick, highly flavored and sweet. It is most too large for shipping but makes an ideal melon for local market and home use.

Price—Pkt. 5c; oz. 15c; $\frac{1}{4}$ lb. 40c; lb. \$1.25 postpaid. 10 lbs. by express \$10.00.

67.—**ACME OR BALTIMORE MARKET**.—Also known as the Anne Arundel. This is a large green flesh melon of the second early or main crop sort. The melons are rather large, inclined to be long or pointed at the ends, and covered with coarse netting. Flesh of excellent quality, thick and sweet. Vines are very productive and it is known as a sure cropper.

Price—Pkt. 5c; oz. 15c; $\frac{1}{4}$ lb. 40c; lb. \$1.25 postpaid. 10 lbs. by express \$10.00.




Large Hackensack Cantaloupe

MUSKMELONS

68.—**IMPROVED MILLER'S CREAM** or **OSAGE**.—Many people prefer the yellow flesh varieties—Muskmelons. In my estimation, this is one of the very best that can be planted in the home garden. The fruits grow large, are slightly ribbed, thinly netted, and have an oval shape. The rind is thin. The flesh is thick, sweet and of a rich salmon color. It produces well and makes a good seller on many local markets.

Price—Pkt. 5c; oz. 15c; $\frac{1}{4}$ lb. 40c; lb. \$1.25 postpaid. 10 lbs. by express \$10.00.



Miller's Cream Muskmelon

The fruit grows to a medium size, is round, and slightly flattened at ends; has an emerald green color, and is almost free from netting. The flesh is of excellent quality and has the richest flavor of any of the muskmelons.

Price—Pkt. 5c; oz. 15c; $\frac{1}{4}$ lb. 40c; lb. \$1.25 postpaid. 10 lbs. by express \$10.00.

70.—**BANANA**.—This is an extremely long melon whose general appearance resembles a banana. It has a smooth yellow skin, thin rind and rather thin flesh. The flesh is of a light yellow color, smooth and of good quality, but I do not think that its flavor is especially good. Many people like its flavor, but I must admit that I prefer the Emerald Gem. It is a novelty, often growing three feet in length.

Price—Pkt. 5c; oz. 15c; $\frac{1}{4}$ lb. 40c; lb. \$1.25 postpaid. 10 lbs. by express \$10.00.

February 18, 1919

Gentlemen:—

We take pleasure in enclosing our check for the amount of your invoice and we wish to take this opportunity to thank you for the prompt manner in which you have handled our orders. We presume that we will not need any more seed this year, but rest assured that any future business we may have will be sent to you.

C. K. WADDELL, President
Cheraw Insurance & Trust Co.

Cheraw, S. C.

69.—**EMERALD GEM**.—The earliest of the salmon flesh varieties, but is not good for shipping. It is especially desirable for the home garden. The fruit grows to a medium size, is round, and slightly flattened at ends; has an emerald green color, and is almost free from netting. The flesh is of excellent quality and has the richest flavor of any of the muskmelons.

Price—Pkt. 5c; oz. 15c; $\frac{1}{4}$ lb. 40c; lb. \$1.25 postpaid. 10 lbs. by express \$10.00.

70.—**BANANA**.—This is an extremely long melon whose general appearance resembles a banana. It has a smooth yellow skin, thin rind and rather thin flesh. The flesh is of a light yellow color, smooth and of good quality, but I do not think that its flavor is especially good. Many people like its flavor, but I must admit that I prefer the Emerald Gem. It is a novelty, often growing three feet in length.

Price—Pkt. 5c; oz. 15c; $\frac{1}{4}$ lb. 40c; lb. \$1.25 postpaid. 10 lbs. by express \$10.00.

January 12, 1919.

Dear Sir:—

I am ordering my tobacco seed from you again as I have the best of luck with your seed. I find them to be the best on the market.

Callands, Va.

BABE EANES.



Banana Muskmelon

WATERMELONS

CULTURE. — Break the land deep, pulverize thoroughly, and prepare large beds eight feet apart. In these beds prepare large hills eight feet apart. Open the hills and drop in a shovelful of manure, covering it about six inches deep. Then chop into the top of each hill a handful of commercial fertilizer running high in Nitrogen and Potash. Plant from ten to twelve seed in each hill and cover them about one inch deep. After the plants get beyond danger from insects, thin to three plants per hill. Cultivate frequently and see that all grass is removed from around the hills. One ounce of seed plants about twenty-five hills; three to five pounds per acre.



Irish Grey Watermelon

80.—IRISH GREY.—A new melon that has proved its merits. The Irish Grey combines the large size, productiveness and good shipping qualities of the Tom Watson with the excellent quality flesh and sweetness of the Kleckley Sweets. It is a melon that will appeal alike to home growers and those who grow melons for shipping. The color is a light greenish grey. The flesh is very crisp, free from strings, and surpassingly sweet. If you want something different and better in watermelons try Irish Grey.

Price—Pkt. 5c; oz. 10c; $\frac{1}{4}$ lb. 35c; lb. \$1.00 postpaid. 10 lbs. \$7.50 by express.

73.—TOM WATSON.—This is the most popular for shipping and is used by many home gardeners. Its enormous size, handsome shape, luscious flavor and ability to stand shipping have made it immensely popular. It is both early and productive. Its rich, luscious flavor makes it an excellent eating melon. The flesh is a deep red, crisp and very tender. It is far sweeter than the average shipping melons, and is so generally used that buyers recognize it and are willing to pay more for it than for most other sorts. It grows very large, oblong, and has a dark green color. The seed are dark.

Price—Pkt. 5c; oz. 10c; $\frac{1}{4}$ lb. 25c; lb. 75c postpaid. 10 lbs. by express \$6.00.

71.—HARRIS EARLIEST.—This is an extra early melon which does not compare with the later sorts in quality, but generally pays a handsome profit on the early market. I consider the quality fair, but its earliness makes it welcome either for the home use or on the market. The fruit grows to a medium size, are oval, and are striped with dark green and gray. The flesh is of a bright red color with black seed. It is one of the earliest varieties known, and I recommend it for early planting.

Price—Pkt. 5c; oz. 10c; lb. 25c; lb. 75c postpaid. 10 lbs. by express \$6.00.

75.—FLORIDA FAVORITE.—It is also one of my favorites for home use. The melons grow from medium size to large, long, and are of a dark green color, which is mottled and striped with lighter shades. The rind is thin but firm. The flesh is of a beautiful scarlet color, solid, tender and very sweet. The seed are white. It is second early, a good producer, and especially desirable for home use.

Price—Pkt. 5c; oz. 10c; $\frac{1}{4}$ lb. 25c; lb. 75c postpaid. 10 lbs. by express \$6.00.



Tom Watson Watermelon

WATERMELONS—cont'd

74.—**KLECKLEY SWEETS** or **MONTE CRISTO**.—This is my favorite for home use and for the local market. The rind is too thin to make it a good shipper. Gardeners supplying a local market can easily build up an established trade on this melon, and rely upon its sticking to him, because when a man once eats a Kleckley Sweet he will not be satisfied with any other kind. The melons grow large, oblong and are a dark green in color. The flesh is a bright scarlet, solid, tender and sweeter than that of any other variety. Contains very few seed, and these are white. Try my favorite in your garden this year.

Price—Pkt. 5c; oz. 10c; $\frac{1}{4}$ lb. 25c; lb. 75c postpaid. 10 lbs. by express \$6.00.

72.—**EXCELL**.—This is a new melon which recently attracted my attention. I secured some of the seed and put them out under test. The result was so good that I decided to offer it to my customers. I found it to be an excellent variety and one which is needed by all melon growers. It grows large, and the vines are vigorous and productive. The melons are large, oval, long, and have a dark green skin. In general appearance it strongly resembles the Tom Watson. It makes a most attractive melon on the market, and its medium thick, tough rind will make it a good shipper. For home growers or growers for local markets, it is equally as good. The flesh is of a beautiful red color, crisp, tender, and just as sweet or sweeter than that of Tom Watson. Its large size, vigorous habits of growth, handsome appearance and good quality are destined to win a place for this melon in the estimation of every grower. Contains both white and black seed and the type is not very well set as yet.

Price—Pkt. 5c; oz. 15c; $\frac{1}{4}$ lb. 35c; lb. \$1.00 postpaid. 10 lbs. by express \$7.50.

78.—**BRADFORD**.—This is an old variety, with which many growers are already familiar. The melons grow very large, but not quite so long as the Tom Watson. The flesh is a bright red and very sweet. The rind is too thin to permit of shipping, but it makes an excellent sort for home use or the local market. Color a dark green, striped with slightly lighter shades.

Price—Pkt. 5c; oz. 10c; $\frac{1}{4}$ lb. 25c; lb. 75c postpaid. 10 lbs. by express \$6.00

76.—**JACKSON**.—This is said to be the sweetest melon in the world, but I do not see how it can be any sweeter than the Kleckley Sweets. At any rate, both are very popular with particular people; therefore both of them must be good. The melons grow to a medium size, long, and are green in color. The flesh is a bright red, firm and sweet, ripening close to the rind.

Price—Pkt. 5c; oz. 10c; $\frac{1}{4}$ lb. 25c; lb. 75c postpaid. 10 lbs. by express \$6.00.

79.—**GEORGIA RATTLESNAKE** or **GYPSY**.—It belongs to the shipping type, having a rather thick rind, and has no equal for the late market. The melons are large and oblong. The skin is of a dark green color, mottled and striped with lighter shades. It is one of the best keeping melons known, and produces an enormous crop. The seed are white with black eyes. The flesh ranks with that of the Tom Watson in eating qualities. For late melons, you cannot get a better one.

Price—Pkt. 5c; oz. 10c; $\frac{1}{4}$ lb. 25c; lb. 75c postpaid. 10 lbs. by express \$6.00.

77.—**HALBERT HONEY**.—This is an old variety, but still popular. It is related in general appearance to the Kleckley Sweets. The melons grow large, long and have a dark green skin. The flesh is a bright crimson, very sweet and of the best quality. The age and popularity of this melon is sufficient proof of its numerous good qualities.

Price—Pkt. 5c; oz. 10c; $\frac{1}{4}$ lb. 25c; lb. 75c postpaid. 10 lbs. by express \$6.00.



Georgia Rattlesnake Watermelon



Halbert Honey Watermelon



White Silverskin Onion

84.—**WHITE SILVERSKIN** or **PORTUGAL**.—A large, early white onion, noted for its mild flavor and good keeping qualities. The bulbs grow large, are pure white, and have quite a demand on the market. It is one of the best keepers among the early onions, and is often used for pickles.

—A large, early white onion, noted for its mild flavor and good keeping qualities. The bulbs grow large, are pure white, and have quite a demand on the market. It is one of the best keepers among the early onions, and is often used for pickles.

Price—Pkt. 5c; oz. 30c; $\frac{1}{4}$ lb. \$1.00; lb. \$3.25 postpaid. 10 lbs. by express \$28.00.

86.—**YELLOW GLOBE DANVERS**.—This is a handsome globe shaped onion. It is a great favorite with market gardeners and commercial growers. Very productive and a good keeper. The bulbs grow large, have a globe shape and a clear yellow color. The flesh is crisp and mild.

Price—Pkt. 5c; oz. 25c; $\frac{1}{4}$ lb. 90c; lb. \$3.00 postpaid. 10 lbs. by express \$27.00.

85.—**PRIZETAKER**.—A large growing, mild variety, which is especially recommended for its yield. The bulbs are large and of a yellowish brown color. The flesh is white, fine grained, and like all Spanish Onions, is mild. For a heavy yield of handsome wild onions, this one cannot be surpassed.

Price—Pkt. 5c; oz. 25c; $\frac{1}{4}$ lb. 90c; lb. \$3.00 postpaid. 10 lbs. by express \$27.00.

87.—**LARGE RED WETHERSFIELD**.—The bulbs are large, round, slightly flattened and thick. The color is a deep purple. The flesh is rather strong, but not enough so to be objectionable; fine grained and of a purplish white color. Yields an enormous crop and is a good keeper.

Price—Pkt. 5c; oz. 25c; $\frac{1}{4}$ lb. 90c; lb. \$2.75 postpaid. 10 lbs. by express \$25.00.

ONION SEED


CULTURE.—Onions are heavy feeders and require rich land. If your land is not rich, make it so by applying stable manure or fertilizer. Fertilizer for onions should analyze Nitrogen 5 per cent, Phosphoric Acid 6 per cent, Potash 9 per cent, and should be applied at the rate of from 1,000 to 1,500 pounds per acre. Prepare drills 30 inches apart and one inch deep. Sow the seed thinly and cover lightly. Later thin the plants to from 4 to 10 inches apart, depending upon the variety planted. Cultivate frequently but shallow. The time for seeding is in the fall or early spring.

88.—**CRYSTAL WAX BERMUDA**.—The Crystal Wax shows up to much better advantage than other sorts and is in much greater demand on the market. The onions grow very large, round, flattened, and have a waxy, transparent color. In point of yield, earliness and all other respects, it is the equal of any of the Bermudas, and it has the advantage far over them when it comes to marketing; therefore we advise you to plant this variety exclusively.

Price—Pkt. 5c; oz. 50c; $\frac{1}{4}$ lb. \$1.50; lb. \$5.00 postpaid.



Yellow Danvers Onion



ONION SETS

No.	Variety	Postpaid			Exp.	
		Qt.	Gal.	Pk.	Pk.	Bu.
480.—	White Bottom	.25	.75	1.25	1.00	3.75
481.—	Yellow Bottom	.25	.70	1.15	.90	3.25
482.—	Red Bottom	.25	.70	1.15	.90	3.40

Note carefully.—The price of Onion Sets fluctuates very materially in a season. We will supply at these prices as long as possible, and then notify you of any advance. In case of decline, we will give you the advantage of same. Revised prices may be obtained from our Field Seed Price List.

OKRA

CULTURE.—Sow the seed as soon as the land gets warm in the spring in drills three feet apart and about one inch deep. Drill the seed heavily, because cool weather is liable to cause them to rot. Later thin the plants to fifteen inches apart in the row and cultivate as for corn.

82.—WHITE VELVET.—The plants are large and productive, growing to a height of about six feet. The pods are large, round, smooth and of a white, velvety appearance.

Price—Pkt. 5c; oz. 10c; $\frac{1}{4}$ lb. 20c; lb. 60c postpaid. 10 lbs. by express \$4.50.

81.—EARLY DWARF GREEN.—A very early dwarf variety which bears for a long time. The pods are green and of a choice quality.

Price—Pkt. 5c; oz. 10c; $\frac{1}{4}$ lb. 20c; lb. 60c postpaid. 10 lbs. by express \$4.50.

83.—PERKINS MAMMOTH.—The pods are of an intense green color, unusually long and very slender. It is the most productive of all, and the pods do not get hard as quickly as those of other sorts.

Price—Pkt. 5c; oz. 10c; $\frac{1}{4}$ lb. 20c; lb. 60c postpaid. 10 lbs. by express \$4.50.



White Velvet Okra

PEPPERS

CULTURE.—Pepper is rather tender and should not be started until warm weather comes. Sow the seed in a hot bed and from there transplant to the cold frames, thence to the open ground. Set the plants in rows from 24 to 36 inches apart, having the plants 18 inches apart in the row. Give frequent shallow cultivation.

92.—PIMENTO.—This makes one of the most desirable varieties for home use. It is a large, very mild pepper that can be used green or canned for winter use. The pods are large, pointed and free from the undesirable pungent flavor.

Price—Pkt. 5c; oz. 50c; $\frac{1}{4}$ lb. \$1.50; lb. \$5.50 postpaid.

93.—RUBY KING.—A large, red sweet pepper which is very popular for both home and market. The vines are vigorous, compact and productive. The pods are very large, about four inches long, and when mature have a beautiful red color. The flavor is sweet and mild.

Price—Pkt. 5c; oz. 65c; $\frac{1}{4}$ lb. \$1.75; lb. \$6.00 postpaid. 10 lbs. by express \$55.00.

94.—LARGE BELL or BULL NOSE.—Plants grow to a height of about two feet and are very productive. Bolls are large and have a thick, mild flesh. It is noted for its earliness and habit of maturing its bolls uniformly.

Price—Pkt. 5c; oz. 50c; $\frac{1}{4}$ lb. \$1.50; lb. \$5.00 postpaid. 10 lbs. by express \$45.00.

96.—LONG RED CAYENNE.—Small, long, bright red pepper, having a strong, pungent flavor. The plants grow well and produce an enormous quantity of the bright red pods.

Price—Pkt. 5c; oz. 50c; $\frac{1}{4}$ lb. \$1.50 postpaid.

95.—LONG RED NARROW.—Plants grow rather large and bushy, having deep green leaves. Pods are about three inches long, very slender, have a bright red color and a hot pungent flavor.

Price—Pkt. 5c; oz. 50c; $\frac{1}{4}$ lb. \$1.50 postpaid.

PLANTING TABLE

Below is given a planting table for those seed which are to be planted in the open ground. In the column denoting the time to plant, (A) refers to the time when the peach trees are coming into full bloom. (B) refers to about twenty days later when all danger of frost is past. (C) refers to early summer, June.

KIND OF SEED	TIME OF SEEDING	DEPTH TO COVER	KIND OF SEED	TIME OF SEEDING	DEPTH TO COVER
Asparagus	A	3 in.	Okra	C	1 in.
Beans, Snap	A	2 in.	Parsnips	A	$\frac{1}{2}$ in.
Beans, Pole	B	2 in.	Parsley	B	$\frac{1}{2}$ in.
Beans, Bush Lima... B	2 in.	Onion	A	$\frac{1}{2}$ in.	
Beans, Pole Lima... B	3 in.	Peas	A	2 in.	
Beets	A	1 in.	Pumpkins	C	1 in.
Carrots	A	$\frac{1}{2}$ in.	Radish	A	$\frac{1}{2}$ in.
Corn	B	2 in.	Salsify	C	1 in.
Cucumbers	B	$\frac{1}{2}$ in.	Squash	B	1 in.
Lettuce	A	$\frac{1}{2}$ in.	Spinach	A	$\frac{1}{2}$ in.
Kohl-Rabi	A	$\frac{1}{2}$ in.	Turnips	B	$\frac{1}{2}$ in.
Melons	B	1 in.			



Ruby King Pepper



Moss Curled Parsley

CULTURE.—Sow seed during the early spring in a rich soil, drilling them in rows from 24 to 36 inches apart and not over one inch deep. Later thin plants to six inches apart and give frequent shallow cultivation.

89.—**LONG SMOOTH or HOLLOW CROWN.**—The best variety for table use and for the market. It is early and productive. The roots are long, smooth, tender and sweet.

Price—Pkt. 5c; oz. 10c; $\frac{1}{4}$ lb. 30c; lb. \$1.00 postpaid. 10 lbs. by express \$8.00.

PARSLEY

CULTURE.—Soak seed in warm water 24 hours before sowing. Sow thinly in drills twelve inches apart and about one-half inch deep. Thin plants to four inches apart. Seeding should be done in the fall for early spring.

90.—**MOSS CURLED.**—Especially desirable for garnishing. Leaves delicately cut and curled.

Price—Pkt. 5c; oz. 15c; $\frac{1}{4}$ lb. 40c; lb. \$1.25 postpaid.

91.—**PLAIN.**—Preferred by many people to all other varieties. The leaves are smooth.

Price—Pkt. 5c; oz. 10c; $\frac{1}{4}$ lb. 30c; lb. \$1.00 postpaid.

PARSNIPS



Hollow Crown Parsnip

PUMPKINS

CULTURE.—The cultivation of pumpkins is the same as that given for squash.

97.—**KING OF THE MAMMOTH or POT IRON.**—The largest of all pumpkins. Has taken more prizes for the largest pumpkin than any other variety. The vines are large and spreading, producing several of the mammoth pumpkins. The pumpkins are unusually large, round, slightly ribbed and of a golden yellow color. Good for making pies or for stock feed.

Price—Pkt. 5c; oz. 15c; $\frac{1}{4}$ lb. 45c; lb. \$1.50 postpaid. 10 lbs. by express \$12.00.

99.—**CONNECTICUT FIELD.**—This is the standard field variety. It produces an enormous crop of medium size pumpkins, which make excellent feed for stock.

Price—Pkt. 5c; oz. 10c; $\frac{1}{4}$ lb. 30c; lb. 85c postpaid. 10 lbs. by express \$6.00.



King of Mammoth Pumpkin

98.—**TENNESSEE SWEET POTATO.**—The fruit is pear shape with a slightly crooked neck. Skin is white, striped with green. Flesh is creamy white, excellent quality, and makes better pies than most varieties.

Price—Pkt. 5c; oz. 15c; $\frac{1}{4}$ lb. 45c; lb. \$1.50 postpaid. 10 lbs. by express \$12.00.

100.—**SLATE'S CROOKNECK.**—I offer this as my improvement over the old Cashaw. Fruit is large, crooked at neck, has yellow skin, striped with green. Flesh is beautiful golden yellow and excellent quality. For table use this is what I recommend.


Price—Pkt. 5c; oz. 15c; $\frac{1}{4}$ lb. 45c; lb. \$1.50 postpaid.

IF YOU PLANT SLATE'S SEEDS

you will want to plant them according to my instructions. How to Have a Good Garden covers the home garden problems from A to Z. This book contains 127 pages of first-hand information that every gardener will need, and is one of the most complete works of its kind ever published. Along with an order for \$1.00 the price is only 11 cents extra. With a \$5.00 order the book will be sent free, provided it is requested on your order blank.



Connecticut Field Pumpkin



Sutton's Excelsior Peas

Price—Pkt. 10c; $\frac{1}{2}$ lb. 20c; lb. 40c; 5 lbs. \$1.75 postpaid. 15 lbs. \$3.75; bu. \$14.00 by express.

183.—**McLEAN'S LITTLE GEM.**—This pea is slightly higher in growth than the Sutton's Excelsior but matures its pods about the same time. It is one of the most productive of the dwarf wrinkled sorts and can be grown without support. Vines make vigorous growth and attain a height of about eighteen inches. Pods of medium size, well filled. Seed wrinkled.

Price—Pkt. 10c; $\frac{1}{2}$ lb. 20c; lb. 35c; 5 lbs. \$1.50 postpaid. 15 lb. \$3.50; bu. \$12.00 by express.

TALL VARIETIES

184.—**SLATE'S EXTRA EARLY.**—The earliest, hardiest and most productive variety in this class. It is a smooth pea; therefore can be planted earlier than the wrinkled sorts. Grows a strong, vigorous vine of a light green color, uniform in growth, and about thirty inches high. The seed are of medium size, of a light cream color, round and slightly dented. For your first planting, try this one.

Price—Pkt. 10c; $\frac{1}{2}$ lb. 20c; lb. 35c; 5 lbs. \$1.50 postpaid. 15 lbs. \$3.25; bu. \$11.00 by express.

185.—**FIRST AND BEST.**—An extra early smooth pea, which is hardy and produces well. The vines grow to a height of about two and a half feet and bear straight round pods about two and a half inches in length and blunt at the ends. A good variety for early planting.

Price—Pkt. 10c; $\frac{1}{2}$ lb. 20c; lb. 35c; 5 lbs. \$1.50 postpaid. 15 lbs. \$3.25; bu. \$11.00 by express.

186.—**GRADUS or PROSPERITY.**—I consider this the best pea in the world for the home garden and the local market. It is not an extra early sort, but its products are far above those of any other variety. The vines are hardy and grow to a height of about three feet. The pods are very large, straight and slightly rounded at the point, averaging about four inches in length. The seed are large, wrinkled and of a cream color, tinged with green.

Pkt. 10c; $\frac{1}{2}$ lb. 20c; lb. 40c; 5 lbs. \$1.75 postpaid. 15 lbs. \$3.75; bu. \$14.00 by express.

187.—**THOMAS LAXTON.**—Like the Gradus, this is an especially good variety for the home garden. In many respects it is better. It is earlier, hardier and more productive, but I do not think that its products are of such good quality as those of the Gradus. More reliable than the Gradus. Vines grow to a height of about three feet and bear a heavy crop of large, straight pods about three inches long.

Price—Pkt. 10c; $\frac{1}{2}$ lb. 20c; lb. 40c; 5 lbs. \$1.75 postpaid. 15 lbs. \$3.75; bu. \$14.00 by express.

GARDEN PEAS

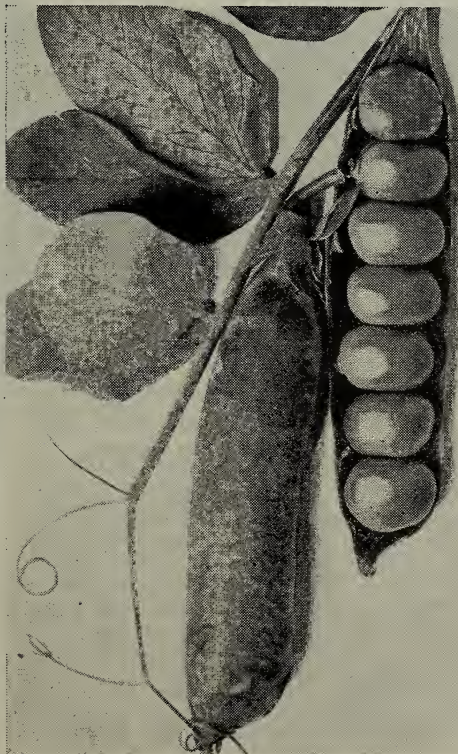
CULTURE.—Select a light, warm soil of only medium fertility. Prepare rows three feet apart. Fertilize as for beans. Sow the seed in drills about one inch deep. Later plantings should be covered deeper. Peas give a better crop when they are thick than when they are thin; therefore heavy seeding is necessary. Give frequent shallow cultivation.

DWARF VARIETIES

181.—**SUTTON'S EXCELSIOR.**—This is the best and earliest of the dwarf varieties. Though extremely early, it makes a vigorous growth of vines, which bear an abundance of large well filled pods. The vines are rugged and strong, requiring no support. The pods are about three inches long, broad, straight and filled to the end. Grows to a height of about fifteen inches.

Pkt. 10c; $\frac{1}{2}$ lb. 20c; lb. 40c; 5 lbs. \$1.75 postpaid. 15 lbs. \$3.75; bu. \$14.00 by express.

182.—**NOTT'S EXCELSIOR.**—An early dwarf wrinkled pea of superior merits. The vines are rugged and productive. Pods about two and a half inches long, but filled with large tender peas. Grows to a height of about thirteen inches. Especially recommended for home garden.



Slate's Extra Early Peas

PEAS—cont'd

188.—**EARLIEST OF ALL** or **ALASKA**.—This is a standard variety for market gardeners and widely used in the home gardens. Vines attain a height of about thirty inches. Pods are about two and a half inches long, straight, round and well filled. It is uniform in growth and makes the best pea for canning. Seed rather small, round, slightly dented and of a green color.

Price—Pkt. 10c; $\frac{1}{2}$ lb. 20c; lb. 35c; 5 lbs. \$1.60 postpaid. 15 lbs. \$3.25; bu. \$11.50 by express.

189.—**AMEER**.—An extra early sort which bears pods much larger and longer than those of the Alaska. The pods are often borne along the vines in pairs. It is very productive and the favorite of market gardeners. Pods about three inches long and slightly curved. The seed are of medium size, dented and of a bluish green color. Grows to a height of about thirty inches.

Price—Pkt. 10c; $\frac{1}{2}$ lb. 20c; lb. 35c; 5 lbs. \$1.60 postpaid. 15 lbs. \$3.25; bu. \$11.50 by express.

190.—**LARGE PODDED ALASKA**.—Somewhat later, but larger, more productive and just as good as the Early Alaska. It bears a strong resemblance to the early variety.

Price—Pkt. 10c; $\frac{1}{2}$ lb. 20c; lb. 35c; 5 lbs. \$1.60 postpaid. 15 lbs. \$3.25; bu. \$11.50 by express.



Earliest of All or Alaska Peas

WHITE MARROWFAT.—The largest and most prolific of peas. The vines grow tall and have a dense foliage. The pods are from five to seven inches long and filled with unusually large, round white peas.

Price—Pkt. 10c; $\frac{1}{2}$ lb. 20c; lb. 35c; 5 lbs. \$1.60 postpaid. 15 lbs. \$3.25; bu. \$11.50 by express.

192.—**TELEPHONE**.—This variety comes from the most popular strain of peas known to the seed trade, and I consider this the best of the strain. It is late, but very productive. The pods are of enormous size and well filled with large wrinkled peas of the very best quality. Pods about five inches long. Vines grow to a height of about four feet. Seed are large, green and wrinkled.


Price—Pkt. 10c; $\frac{1}{2}$ lb. 20c; lb. 40c; 5 lbs. \$1.75 postpaid. 15 lbs. \$3.25; bu. \$12.00 by express.

193.—**CHAMPION OF ENGLAND**.—A popular late wrinkled pea, which is noted for its productive-ness and large, tender peas. The pods are about three inches long, blunt, of a medium dark color, broad and nearly straight. Grows about four feet high.

Price—Pkt. 10c; $\frac{1}{2}$ lb. 20c; lb. 35c; 5 lbs. \$1.60 postpaid. 15 lbs. \$3.25; bu. \$11.50 by express.

DOUBLE YOUR YIELD

Of garden peas, beans, sweet peas, etc., by inoculating the seed with farnogerm. The cost is small and the returns will more than justify it. See page 55 for prices.



Telephone Peas

RADISH

CULTURE.—Seeds may be sowed early in the spring in drills ten inches apart and about one inch deep. Thin plants to two inches apart and give frequent cultivation so as to hasten their growth. Sow at intervals for a succession.

101.—SCARLET BUTTON.—A popular extra early variety. The roots are round, smooth and covered with a bright scarlet skin. The flesh is solid and sweet.

Price—Pkt. 5c; oz. 10c; $\frac{1}{4}$ lb. 30c; lb. \$1.00 postpaid. 10 lbs. by express \$7.50.

103.—WHITE TURNIP.—A quick growing, forcing radish which stands high with market gardeners. It matures in an exceedingly short time and grows to a medium size. The roots are turnip shape. The skin is pure white and free from side rootlets. The flesh is white, mild and of good quality.

Price—Pkt. 5c; oz. 10c; $\frac{1}{4}$ lb. 30c; lb. \$1.00 postpaid. 10 lbs. by express \$7.50.

102.—SCARLET TURNIP.—An excellent forcing variety having a medium size root. The roots are turnip shape, smooth, of a bright scarlet color with a white tip. Recognized

as one of the best eating radishes known. The flesh is crisp, tender, mild and has a delicious flavor.

Price—Pkt. 5c; oz. 10c; $\frac{1}{4}$ lb. 30c; lb. \$1.00 postpaid. 10 lbs. by express \$7.50.

104.—LONG WHITE ICICLE.—Finest white radish. Matures very early; produces long, tapering root. Skin is pure white, smooth. Flesh is always crisp and tender.

Price—Pkt. 5c; oz. 10c; $\frac{1}{4}$ lb. 30c; lb. \$1.00 postpaid. 10 lbs. by express \$7.50.

106.—JOHNSON'S PERFECTION.—A variety which will increase the profits of every market grower. It is early, round, slightly flattened at the ends, and has a smooth scarlet skin, with a white tip that extends almost half way up the root. Its attractive appearance and good eating qualities never fail to command top market prices.

Price—Pkt. 5c; oz. 10c; $\frac{1}{4}$ lb. 30c; lb. \$1.00 postpaid. 10 lbs. by express \$7.50.

107.—FRENCH BREAKFAST.—An extra early olive shape variety which is especially adapted to home use. The roots grow about two inches long and have a beautiful deep scarlet skin which is shaded to a patch of white at the tip. The flesh is crisp and free from pungent flavors.

Price—Pkt. 5c; oz. 10c; $\frac{1}{4}$ lb. 30c; lb. \$1.00 postpaid. 10 lbs. by express \$7.50.

105.—BRIGHTEST LONG SCARLET.—I consider this one of the best of the long radish. It is very early and can be used for forcing or for planting in the open ground. Roots of medium size, long, and of a scarlet color with white tip. Flesh of excellent quality and as free from pungency as a y.

Price—Pkt. 5c; oz. 10c; $\frac{1}{4}$ lb. 30c; lb. \$1.00 postpaid. 10 lbs. by express \$7.50.



Scarlet Button

nized as one of the best eating radishes known. The flesh is crisp, tender, mild and has a delicious flavor.

Price—Pkt. 5c; oz. 10c; $\frac{1}{4}$ lb. 30c; lb. \$1.00 postpaid. 10 lbs. by express \$7.50.

104.—LONG WHITE ICICLE.—Finest white radish. Matures very early; produces long, tapering root. Skin is pure white, smooth. Flesh is always crisp and tender.

Price—Pkt. 5c; oz. 10c; $\frac{1}{4}$ lb. 30c; lb. \$1.00 postpaid. 10 lbs. by express \$7.50.

106.—JOHNSON'S PERFECTION.—A variety which will increase the profits of every market grower. It is early, round, slightly flattened at the ends, and has a smooth scarlet skin, with a white tip that extends almost half way up the root. Its attractive appearance and good eating qualities never fail to command top market prices.

Price—Pkt. 5c; oz. 10c; $\frac{1}{4}$ lb. 30c; lb. \$1.00 postpaid. 10 lbs. by express \$7.50.

107.—FRENCH BREAKFAST.—An extra early olive shape variety which is especially adapted to home use. The roots grow about two inches long and have a beautiful deep scarlet skin which is shaded to a patch of white at the tip. The flesh is crisp and free from pungent flavors.


Price—Pkt. 5c; oz. 10c; $\frac{1}{4}$ lb. 30c; lb. \$1.00 postpaid. 10 lbs. by express \$7.50.

105.—BRIGHTEST LONG SCARLET.—I consider this one of the best of the long radish. It is very early and can be used for forcing or for planting in the open ground. Roots of medium size, long, and of a scarlet color with white tip. Flesh of excellent quality and as free from pungency as a y.

Price—Pkt. 5c; oz. 10c; $\frac{1}{4}$ lb. 30c; lb. \$1.00 postpaid. 10 lbs. by express \$7.50.



White Icicle Radish



Brightest Long Scarlet Radish



Broad Leaf Sage

SPINACH

CULTURE.—Spinach is easily grown and requires but little cultivation. Sow the seed during the fall or spring in a light, rich soil, in drills fifteen inches apart and one inch deep.

111.—**BLOOMSDALE.**—The most popular and, in my estimation, the best variety that can be grown. For several years I have listed other varieties, but this one is so far superior to all others, and the sale on the other varieties has been so small, that I have discontinued them. Bloomsdale is popular with the Southern market gardeners for shipping North. It matures in an exceedingly short time and produces a heavy crop of large savoyed leaves of a rich, deep green color.

Price—Pkt. 5c; oz. 10c; $\frac{1}{4}$ b. 20c; lb. 60c postpaid. 10 lbs. by express \$4.50.

SALSIFY

CULTURE.—Sow the seed after danger of frost is past in a rich light soil. Sow in drills thirty inches apart and about one inch deep. After the plants attain some size, thin from four to six inches apart in the row. Cultivate frequently, but never while it is wet with dew.

110.—**MAMMOTH SANDWICH ISLAND.**—This is the largest growing kind known, but its size in no way injures its quality. The roots grow to almost twice the size of those of any other variety, and will keep throughout the winter in the open ground. The flesh is free from strings, fine grained and has a delicious flavor.

Price—Pkt. 5c; oz. 20c; $\frac{1}{4}$ lbs. 60c; lb. \$2.00 postpaid.

HOW TO HAVE A GOOD GARDEN

This is the title to my 127-page book on home gardening, and it is only in keeping with my desire to promote better home gardens that I offer this book at a reduced price. It tells how to fertilize, prepare the soil, plant the seed, thin and replant, prevent injury from frost, force early vegetables, make and manage a hot bed and cold frame, and to grow each vegetable. The original price was 25 cents, but along with an order for \$1.00 worth of seed, I will send the book for only 11 cents extra. With a \$5.00 order it is free.

RHUBARB

CULTURE.—Sow the seed in a hot bed early in the spring. Later transplant to a cold frame, setting the plants six inches apart each way. In the fall reset to heavily fertilized and well prepared rows five feet apart, setting the plants five feet apart in the row. Top dress every spring with manure.

108.—**LINNAEUS.**—A large growing early variety which makes excellent pies and sauce. Both leaves and stalks attain an immense size.

Price—Pkt. 5c; oz. 15c; $\frac{1}{4}$ lb. 40c; lb. \$1.50 postpaid.

109—BROAD LEAF SAGE



Bloomsdale Spinach

This is the most popular of all herbs used for seasoning. It is possible to produce all of this seasoning a family will need by sowing a packet of seed in a well prepared corner of the garden. Cut the leaves and tender shoots just as the plants begin to bloom and dry them in the shade. Price—Pkt. 10c; oz. 60c; $\frac{1}{4}$ lb. \$2.00 postpaid.



Mammoth Sandwich Islands Salsify



Slate's Early White Bush Squash

SQUASH

CULTURE.—Prepare land, fertilize and cultivate like watermelons.

112.—SLATE'S EARLY WHITE BUSH SCALLOP.—This is one of the earliest of squash, and I consider it one of the best. It is good for home or market, and extensively grown for both. See cut for general appearance. Its skin is creamy white and smooth. The flesh is meaty and of the very best quality.

Price—Pkt. 5c; oz. 15c; $\frac{1}{4}$ lb. 40c; lb. \$1.25 postpaid. 10 lbs. by express \$10.00.

115.—GIANT SUMMER CROOKNECK.—Similar in general appearance to the Early Crookneck, but grows larger. On account of its size it can be placed on the market just as early or earlier than the above variety. The fruit is several inches longer than that of the early Crookneck, and much larger.

Price—Pkt. 5c; oz. 15c; $\frac{1}{4}$ lb. 45c; lb. \$1.50 postpaid. 10 lbs. by express \$12.00.

114.—EARLY SUMMER CROOKNECK.—An extra early crookneck variety which is extensively grown by market gardeners. The fruit is from ten to fifteen inches long, of a golden yellow color, and is densely warted. It is very prolific and of unusually good quality.

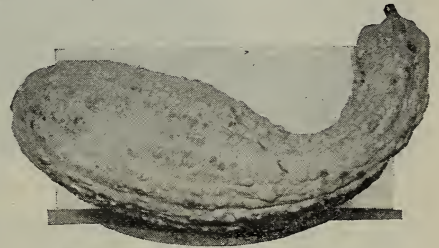
Price—Pkt. 5c; oz. 15c; $\frac{1}{4}$ lb. 45c; lb. \$1.50 postpaid. 10 lbs. by express \$12.00.

113.—MAMMOTH WHITE BUSH.—Later but larger than the Early White Bush. The flesh is thick, meaty and good enough for any man's table. The fruit is large, shaped similar to the Early White Bush, scalloped and warted. It is very productive.

Price—Pkt. 5c; oz. 15c; $\frac{1}{4}$ lb. 40c; lb. \$1.25 postpaid. 10 lbs. by express \$10.00.

116.—SELECT HUBBARD.—A standard winter squash which has been upon the market for year. My select strain insures you a good crop of desirable squash. The fruit is large, slightly warted, and has a dark green color. The flesh is orange color, thick, dry and richly flavored. This squash can be kept through the entire winter.

Price—Pkt. 5c; oz. 15c; $\frac{1}{4}$ lb. 45c; lb. \$1.50 postpaid. 10 lbs. by express \$12.00.



Early Summer Crookneck Squash

STIM-O-PLANT

PLANT STIMULANT TABLET

Trade Mark Registered U. S. Patent Office

THE MOST MODERN EFFICIENT AND SCIENTIFIC METHOD OF FERTILIZING ALL KINDS AND CONDITIONS OF GROWING PLANTS IN HOME GARDEN, ORCHARD AND ON FARMS.

—is a 26 grain tablet with a guaranteed chemical analysis of 11% Nitrogen, 12% Phosphoric Acid and 15% Potash. No other plant food contains anything like as high an analysis as this. Stim-U-plant Tablets are composed of water soluble materials of great feeding power and of known weight and percentage of plant food.

Tablets are designed for use by all who grow plants—home gardeners, market gardeners, fruit growers, florists and farmers. Their most valuable use is in feeding growing plants. Being composed of water soluble materials of great feeding power and of known weight and percentage of plant food, Stim-U-plant Tablets can be used directly to the soil at the base of the plants to feed them definite amounts of available food. Once in the soil they immediately dissolve and mingle with the soil water, pass into the root-hairs and roots to begin feeding the plants. No matter how fertile the soil may be, Stim-U-plant is effective in feeding the crops because of its rich, available food content. After giving Stim-U-Plant Tablets a trial, use them on all your plantings.

Tablets should be used directly at the base of the plants or dissolved in water and applied to the soil. Do not spray on the foliage. No matter how rich the soil may be, these wonderful little tablets will help the plants along.

Tablets are packed in four sizes:

Trial Size	15 cents, containing	10 Tablets
Small Size	25 cents, containing	30 Tablets
Medium Size	75 cents, containing	100 Tablets
Large Size	\$3.50, containing	1,000 Tablets



Slate's Matchless Tomato

TOMATOES

CULTURE.—Sow the seed during early spring in a hot bed and cover lightly. When the plants get about three inches high transplant to cold frame. After the plants become stocky and danger of frost is past, reset to the open ground in rows four feet apart, setting the plants four feet apart in the row. Unless the vines are supported they must be mulched with leaves or straw. For late use, sow the seed some time in June.

117.—SPARK'S EARLIANA.—Extremely early and of the very best quality. The vines are hardy and productive, although they are of only medium size. The fruit is of medium size, smooth, nearly round and of a deep scarlet color.

Price—Pkt., 5c; oz., 35c; $\frac{1}{4}$ lb., \$1.00; lb., \$3.00, postpaid. 10 lbs. by express, \$27.00.

118.—CHALK'S EARLY JEWEL.—One of the most popular early tomatoes grown. It is a day or two later than the Earliana, but is larger and more productive. Market gardeners will find this to fill their needs in every respect. The fruit is large, round, smooth, solid and of a scarlet red color.

Price—Pkt., 5c; oz., 35c; $\frac{1}{4}$ lb., \$1.00; lb., \$3.25, postpaid. 10 lbs. by express, \$30.00.

121.—SLATE'S MATCHLESS TOMATO.—This tomato was introduced twenty-five years or more ago. I have grown it for years and years. I know its habits as well as I know the habits of my children. It is a good tomato—an unusually good one, in fact—and I do not hesitate to recommend it. The Matchless was indeed well named. It has held its own against all of the new introductions, because it was impossible to produce anything better. It is not one of the small, extra early varieties, but a medium early, vigorous growing and highly productive kind. If properly cared for it will produce throughout the entire season, and the fruit is good for table use or for canning. The fruit is large, smooth, always of uniform size, cardinal red color, contains very few seed, and has a thick, meaty flesh which has a mild, luscious flavor. For home use it cannot be equaled, and canners will find it a profitable variety to grow. I exploit it because it is good—not because it is new and brings me an enormous profit.

Price—Pkt., 5c; oz., 25c; $\frac{1}{4}$ lb., 75c; lb., \$2.50, postpaid. 10 lbs. by express, \$20.00.

Dear Sir:

January 9, 1920.

I never expect to sow seed of my own growing again. Slate's seeds give results.

Blanch, N. C.

J. F. WALTERS.

June 7, 1920.

Dear Sir:—

Your prompt service is in pleasant contrast to that of several other houses.

Denbigh, Va.

COFFMAN SHENK.



Slate's New Stone Tomato

122.—**SLATE'S NEW STONE.**—This is the pride of my entire list of tomatoes. Since introducing this tomato to my customers four years ago the sales have shown a steady increase, showing that it is giving satisfaction. For a canning tomato I do not believe that it can be equaled, and its beautiful shape and excellent quality make it a good seller on the late market. Its large size, clean, smooth skin, freedom from cracks and delicious flavor have made it a favorite with canners. The fruit is large, round, slightly flattened and very smooth. Color a bright scarlet.

Price—Pkt., 5c; oz., 25c; $\frac{1}{4}$ lb., 75c; lb., \$2.40, postpaid. 10 lbs. by express, \$20.00.

129.—**PONDEROSA.**—An unusually large early sort. The vines are hardy and productive. The fruit is large, solid, meaty and of a purple color. It contains but very few seed and makes an excellent tomato for home use. I plant it myself; therefore do not hesitate to recommend it to you.

Price—Pkt. 5c; oz. 50c; $\frac{1}{4}$ lb. \$1.50; lb. \$5.00 postpaid.

132.—**DWARF STONE.**—The vines are small but strong and productive. The fruit is large, of handsome appearance, and a beautiful red in color.

Price—Pkt. 5c; oz. 40c; $\frac{1}{4}$ lb. \$1.00; lb. \$3.50 postpaid.

123.—**BRIMMER.**—A new tomato which is said to grow larger than any other kind. The fruit is unusually large, flat, curved, of a bright red color; is thick, meaty and contains but few seed.

Price—Pkt., 5c; oz., 50c; $\frac{1}{4}$ lb., \$1.50; lb., \$5.00, postpaid.

120.—**JUNE PINK.**—An old standby which none of the new varieties have been able to replace. It is good for both home and market. Matures very early and produces a heavy crop. The fruit is of medium size, handsome shape, smooth and of a beautiful pink color.

Price—Pkt., 5c; oz., 40c; $\frac{1}{4}$ lb., \$1.10; lb., \$3.50, postpaid.

119.—**EARLY DETROIT.**—This variety is not very well known, but it is greatly liked by those who have tried it. I consider it the most beautiful and in all respects one of the best tomatoes I have ever grown. The fruit is large, exceptionally smooth, of a handsome shape, round, and of a purplish pink color. Try it on my recommendation.

Price—Pkt., 5c; oz., 40c; $\frac{1}{4}$ lb., \$1.20; lb., \$3.75, postpaid.

124.—**JOHN BAER.**—This is an improved strain of the old popular Bonnie Best. It is as early as the Earliana, grows a vigorous vine and is very productive. The fruit is round, almost globe shape, but slightly flattened at the stem. Color a bright scarlet.

Price—Pkt., 5c; oz., 40c; $\frac{1}{4}$ lb., \$1.00; lb., \$3.50, postpaid. 10 lbs. by express, \$30.00.

Dear Sir:— August 20, 1920.
 Enclosed please find fifty cents for which please send me four ounces of Slate's Garden Mixture. I like to deal with you because you are so prompt, courteous and accommodating.
 Lynchburg, Va. Mrs. A. V. KING.



Livingston Globe Tomato

125.—**LIVINGSTON GLOBE.**—This is the standard market tomato and is bringing better prices than any other sort. Our stock has been used for years by some of the largest growers in Florida and they noted the following advantages: Our strain first produces a strong, vigorous plant, with stems noticeably larger and stronger than other strains. Second, the yield from our strain showed a big increase over others. One grower told us that he had one hand of tomatoes with twelve on it. Third, the vigorous habits of Slate's strain withstood the adverse conditions better than others and produced uniformly good globes.

Price—Pkt., 5c; oz., 40c; $\frac{1}{4}$ lb., \$1.00; lb., \$3.50, postpaid. 10 lbs. by express, \$30.00.

April 13, 1920

Dear Sir:

Your seed have always given perfect satisfaction. Wishing you much success, I am

Sincerely

JOHN H. NUCKOLS.

Danville, Va.



Beauty Tomato

126.—**ACME.**—An old variety which has retained its popularity. It is early, smooth, has a purplish pink color, and is noted for the uniformity with which it ripens. For some reason I like the old varieties better than I do the new ones. Of course, there are many good things among the new introductions, but I always feel safer in planting varieties which have stood the test of time.

Price—Pkt. 5c; oz. 40c; $\frac{1}{4}$ lb. \$1.00; lb. \$3.50 postpaid.

127.—**IMPROVED TROPHY.**—This is another old variety. It is late, but in all respects an excellent tomato. The vines are hardy and produce much better than those of the early varieties. The fruit is large, of a handsome shape, a deep red in color, and noted for its smoothness. For canning this variety has few equals.

Price—Pkt. 5c; oz. 30c; $\frac{1}{4}$ lb. 90c; lb. \$2.75 postpaid.

131.—**DWARF CHAMPION.**—A late drawf variety growing a compact and upright vine which does not require support. The fruit is of medium size, smooth and of a purplish red color.

Price—Pkt. 5c; oz. 40c; $\frac{1}{4}$ lb. \$1.00; lb. \$3.50 postpaid.

128.—**RED ROCK.**—A splendid main crop tomato for home use. It is large, round, solid and smooth. Color a beautiful red. A sure and heavy cropper.

Price—Pkt. 5c; oz. 25c; $\frac{1}{4}$ lb. 75c; lb. \$2.25 postpaid. 10 lbs. by express \$20.00.

133.—**GOLDEN QUEEN.**—This is by far the best and most productive of yellow tomatoes. The fruit is large, smooth, of a beautiful golden color, and resembles the Beauty in both size and shape. It is hard to find a yellow tomato which will produce a good crop of large fruit, but I think you will find this one entirely satisfactory.

Price—Pkt. 5c; oz. 40c; $\frac{1}{4}$ lb. \$1.00 postpaid.

134.—**YELLOW PEAR.**—Novelty and good tomato combined. Fruit small, pear shape, rich yellow color, delicious flavor. Excellent for preserves or pickles.

Price—Pkt. 5c; oz. 40c; $\frac{1}{4}$ lb. \$1.00 postpaid.

130.—**BEAUTY.**—This is a good general purpose tomato for either main crop or late use. The fruit is large, solid, does not crack easily, and is of a purplish red color. It is a good keeper, very productive, and especially desirable for canning.

Price—Pkt. 5c; oz. 40c; $\frac{1}{4}$ lb. \$1.00; lb. \$3.50 postpaid. 10 lbs. by express \$30.00.

March 22, 1920.

Gentlemen:—


All of the seed recently ordered from you have been received and I wish to thank you for the prompt service in filling my order. So far as I have planted I am very much pleased with the seed and I am certainly pleased with the quantity of seed sent for the money.

Yours most sincerely

W. C. CRIB.

Hemingway, S. C.

SLATE'S SELECT TURNIP SEED



Purple Top White
Globe Turnip

After years of experience in growing turnip seed, I have found that the section in which a turnip is grown and the method of handling the seed crop has much to do with the quality of the turnip the seed will produce. Slate's Turnip seed will produce you better turnips. They are grown under conditions adapted to each variety. The seed are plump and full of vitality. Quick growth is the secret of a good turnip. A small seed produces a weak plant with no root growth to catch the soil and help it develop. Slate's seeds have the life in them to produce vigorous rapid growing plants that always produce better turnips. Sow in the early spring or fall. A rich, well prepared soil is essential. Cover the seed with a rake or light harrow, but be certain not to put them in too deep—one-half inch is deep enough.

141.—PURPLE TOP STRAP LEAF.—This is an early turnip, giving a most desirable root of medium size and a good growth of tops for greens. Roots of medium size, flat with purple top and white bottom.

Price—Pkt. 5c; oz. 10c; $\frac{1}{4}$ lb. 25c; lb. 75c postpaid. 10 lbs. by express, \$6.00.

142.—EARLY WHITE FLAT DUTCH.—This is an early strap leaf white turnip that serves a double purpose. The roots are of medium size, flat and pure white. Tops grow large and produce an abundance of salad.

Price—Pkt., 5c; oz., 10c; $\frac{1}{4}$ lb., 25c; lb., 75c., postpaid. 10 lbs. by express, \$6.00.

135.—MAMMOIH RED TOP GLOBE.—Makes one of the most desirable general purpose turnips. When harvested young the roots are tender and crisp. If allowed to stay in the ground, they will often weigh ten pounds or more, and make excellent feed for cattle. Roots globe shape, white at bottom with purple tops.

Price—Pkt., 5c; oz., 10c; $\frac{1}{4}$ lb., 25c; lb., 75c., postpaid. 10 lbs. by express, \$6.00.

136.—PURPLE TOP WHITE GLOBE.—Roots are large, purple above the ground and white beneath. Flesh white, fine grained and sweet. A most desirable turnip for table use.

Price—Pkt., 5c; oz., 10c; $\frac{1}{4}$ lb., 25c; lb., 75c., postpaid. 10 lbs. by express, \$6.00.

137.—LARGE WHITE NORFOLK GLOBE.—A little later in maturing than the purple top globes, but makes a better sort for winter keeping. Roots large, globe shape, white with a small green patch around the tops.

Price—Pkt., 5c; oz., 10c; $\frac{1}{4}$ lb., 25c; lb., 75c., postpaid. 10 lbs. by express, \$6.00.

138.—POMERANIAN WHITE GLOBE.—An enormous white turnip growing very much like a rutabaga. Roots are globe shape, very large, skin rather rugged, white with green above the ground. Good for either table or stock feed.

Price—Pkt., 5c; oz., 10c; $\frac{1}{4}$ lb., 25c; lb., 75c., postpaid. 10 lbs. by express, \$6.00.

139.—WHITE COWHORN.—Roots long, thick, and have few side rootlets. Makes only a small growth of tops, but an enormous yield of roots.

Price—Pkt., 5c; oz., 10c; $\frac{1}{4}$ lb., 25c; lb., 75c; postpaid. 10 lbs. by express, \$6.00.

140.—WHITE EGG.—The roots run from small to medium size, are very smooth and pure white. The flesh is crisp and tender, and does not become coarse and pungent like some of the larger sorts. I consider this one of the best varieties for table use.

Price—Pkt., 5c; oz., 10c; $\frac{1}{4}$ lb., 25c; lb., 75c., postpaid. 10 lbs. by express, \$6.00.

143.—PURPLE TOP YELLOW ABERDEEN.—An excellent yellow turnip that makes a large root of the best quality and a good growth of tops for salad. Roots large, yellow, with purple tops, and very sweet.

Price—Pkt. 5c; oz. 10c; $\frac{1}{4}$ lb. 25c; lb. 75c postpaid. 10 lbs. by express, \$6.00.

144.—LARGE AMBER LOBE.—Resembles the rutabaga and grows to an enormous size. When harvested young the roots are very desirable for table use. When allowed to stay in the ground it produces a big yield of excellent stock feed.

Price—Pkt., 5c; oz., 10c; $\frac{1}{4}$ lb., 25c; lb., 75c., postpaid. 10 lbs. by express, \$6.00.

145.—PURPLE TOP YELLOW RUTABAGA.—The sweetest and most productive of all the rutabagas. I have found this variety better adapted to our American climate than any other. The roots are large with yellow flesh, which is the sweetest of any turnip.

Price—Pkt., 5c; oz., 10c; $\frac{1}{4}$ lb., 30c; lb., 90c., postpaid. 10 lbs. by express, \$7.00.

146.—SEVEN TOP.—The best of the salad varieties. It does not make any root large enough to eat, but produces an abundance of salad which will continue to come after being cut.

Price—Pkt. 5c; oz. 10c; $\frac{1}{4}$ lb. 25c; lb. 60c postpaid. 10 lbs. by express, \$5.00.

147.—SOUTHERN PRIZE.—This is a salad turnip preferred by some people who claim that it makes a small root which is delicious for table use. Tops are vigorous and will continue to come after being cut. Roots small and white.

Price—Pkt. 5c; oz. 10c; $\frac{1}{4}$ lb. 25c; lb. 60c postpaid. 10 lbs. by express, \$5.00.

VARIETIES OF TOBACCO TO PLANT

While it is true that tobacco is largely influenced by the soil and climatic conditions of the section in which it is grown, nevertheless a wise selection of the variety will materially increase the profits. Below is a list of the recommendations which we make for various needs and to meet the demand for the various types of tobacco. These, of course, are general and other varieties may be found just as profitable, but for the man who doesn't know, this will be a safe guide.

BRIGHTS

For South Carolina and Eastern North Carolina and Georgia, Slate's Improved Gold Leaf is best except where the soil is extremely rich. For very rich soils plant Slate's Conqueror or Slate's Improved Long Leaf Gooch.

For Central or Piedmont North Carolina and Virginia, Slate's Improved Gold Leaf, Slate's Improved Big Warne, Warne, and Slate's Improved White Stem Oronoko. On extremely rich soils plant Slate's Adeock or Slate's Improved White Stem Oronoko.

For Kentucky and Tennessee, we do not classify these as bright tobaccos. See Mahogany or Manufacturing leaf below.

SUN CURED

For sun curing nothing is better than Sweet Oronoko. It makes a rich filler, is easily handled, and produces good weight along with a desirable color. This variety is also recommended for growing small patches for home use because it is easily handled and will make the finest chewing tobacco of all.

CIGAR TOBACCO

In making a recommendation for cigar tobacco much depends upon the locality in which it is to be grown and the type of leaf it is desired to produce. As a general rule however the following will hold good:

For the Southern District including Florida, Sunatra and First Crop Vuelta de Abajo.

For Pennsylvania Lancaster County, Broad Leaf, Connecticut Seed Leaf.

For the Connecticut Valley district, Connecticut, Seed Leaf.

For the middle west, Wisconsin, etc. Comstock Spanish and General Grant.

As a general recommendation wrappers, binders, and fillers may all be produced from the same variety, selecting the best leaves for wrappers, the tough upper leaves for binders, and using the damaged and lower leaves for fillers. However, it will be found that First Crop of Vuelta de Abajo makes an excellent filler of good flavor.

For home use as a pipe tobacco, Evans or Cinnamon Scented will be found most satisfactory. It contains a rich aroma which is always welcome in this class of tobacco.

The kind of soil has much to do with the variety of tobacco you plant. It is impossible to give here definite recommendations for the various soils, but any person desiring more detailed information may get same by writing for it. And in asking us to recommend a variety for your soil, be certain to give full particulars in your first letter. We should know in what state, what county, and what part of the county you live, upon what market you expect to sell, the class of tobacco you wish to grow, and have a full description of your soil. This service is free.

January 6, 1920.

Dear Sir:—

I think your Gold Leaf tobacco is the best I ever planted. I sold one barn of 700 lbs. for \$685.00. I think your seed prove to be the best in every way.

Kernersville, N. C.

C. C. PARISH.

MAHOGANY or MANUFACTURING LEAF

For Virginia and North Carolina, Bonanza, Gold Finder, Yellow Oronoko, Slate's Improved Little Oronoko and Slate's Improved Yellow Pryor. Slate's Improved One Sucker will also make good tobacco for this grade.

For Maryland Slate's Improved Little Oronoko, Tennessee Red, Slate's Improved One Sucker, and Blue Pryor.

For Kentucky and Tennessee in the burley district Slate's Improved White Burley. If Burley is not desired, Tennessee Red, Slate's Improved One Sucker, and Kentucky Yellow.

BLACK HEAVY EXPORT

For Virginia and North Carolina Slate's Rich Wonder, Big Oronoko, Blue Pryor, Slate's Improved One Sucker, Tennessee Red.

For Maryland Blue Pryor, Slate's Rich Wonder, Slate's Improved One Sucker, Lacks.

For Kentucky and Tennessee Slate's Improved One Sucker, Lacks, White Burley, Tennessee Red, Big Oronoko, and Blue Pryor.

August 25, 1920.

Dear Sir:—

I have tried out your Gold Leaf tobacco and like it fine. Expect to plant my whole crop in it another year.

Seairight, Ala.

ALFRED BOZEMAN.

October 27, 1920.

Dear Sir:—

I have been ordering my tobacco seed from you for several years. And last year I ordered your Improved Gold Leaf and had the best crop I ever had, so if you have them please send me three ounces.

C. G. GURKIN.

Jamesville, N. C.

HAHIRA HARDWARE CO.

PAINTS, OILS, GLASS
BUILDING MATERIAL
AUTOMOBILE SUPPLIES

GENERAL HARDWARE
FARM IMPLEMENTS AND WIRE FENCING
GASOLINE ENGINES AND TRACTORS

CUTLERY, STOVES, CROCKERY
BRICK, LIME & CEMENT
TOBACCO SUPPLIES

HAHIRA, GA.

Aug. 13, 1920.

W. C. SLATE,
South Boston, Va.

Dear Sir:

Last year we missed our seed by being too late with our order and we are starting in time this year.

We want you to book our order for 10 pounds (Ten pounds) of your "Slate's Improved Gold Leaf Tobacco" seed and ship when you want to this fall or winter.

They suit the soil here and we have a bunch of good customers that depend on us to supply them with everything that they use in the culture of tobacco and we will not sell them anything but the VERY BEST and we find that the seed we get from you are the BEST we can buy and are fresh and improved right up to date. We are proud of the interest you take in your seed.

Please mail us a few of your books on the culture of tobacco as we will have quite a few new or beginners this coming season and we want them to get all the good information they can regarding their plant beds and culture.

Thanking you for past favors, we are,

Yours very truly,

HAHIRA HARDWARE COMPANY,

By R. Y. Scruggs.



Slate's Improved Gold Leaf Tobacco

501-SLATE'S IMPROVED GOLD LEAF TOBACCO

I originated this variety some fifteen or twenty years ago by crossing Warne and Conqueror, which were two of the best bright sorts known up to that time. Both growers and buyers immediately recognized the value of my new variety, and there commenced a great rush for seed. Since its introduction, it has steadily increased in popularity until today over 75 per cent of the tobacco growers in the bright belt use it.

Slate's Improved Gold Leaf was bred to bring high prices, and it has lived up to this in every instance. Every year I receive hundreds of letters telling me of the unusually high prices that this tobacco has brought my customers. And it is destined to be of even greater value to the man who grows it. In recent years the demand for bright tobacco has shifted from bright wrappers to high-grade cutters, and Gold Leaf is filling this need and pouring money into farmers' pockets in an ever-increasing stream. If you are in the bright belt of Virginia, North Carolina, South Carolina, or Georgia, plant **GOLD LEAF**.

The Leaf is long and broad, very similar in shape to that of the Warne, but of finer texture and less inclined to cure green at the shoulder. It produces a combination of weight and quality which has never been equaled by any other sort. It can be topped higher than any other variety without injuring the quality of the leaf, and it ranks first among the easy-curing varieties. If you want a tobacco that will cure easily a rich golden yellow, retain its fine texture and produce more pounds per acre, plant **GOLD LEAF**.

PRICE—Ounce, 75c; $\frac{1}{4}$ lb. \$2.50; lb. \$7.50 postpaid.

TOBACCO CULTURE.—A revised and enlarged edition of this booklet has just been issued. It contains 24 pages of authentic information on all branches of tobacco growing. For over half a century we have been the head of the tobacco growing industry, and any man will be safe in following the instructions given in this book. It will prove valuable to the experienced man as well as the beginner. In this edition many modern questions are discussed and much important information included that was left out of the old edition. Any of my customers may have a copy if they will request it upon the face of their order.

FINEST BRIGHT TOBACCOS

504.—SLATE'S CONQUEROR.—An old tobacco which has stood the severest tests and is now recognized a standard bright variety. The leaf is long, medium broad, and when cured is of a beautiful yellow color, fine, silky texture and the very best quality. Its popularity proves its quality. Our sales on this variety have increased 100 per cent within the past few years. For a bright, you cannot get a better.

Price—Sold out for this season.

505.—SLATE'S IMPROVED LITTLE ORO-NOKO.—One of the old varieties in which we have made a very decided improvement. It ranks first among the varieties suitable for sun curing. The leaf is long, narrow, and cures a bright yellow or mahogany. Hard to beat for flue curing, and makes the very best chewing tobacco.

Price—Oz. 50c; 4 ozs. \$1.75; lb. \$5.00 postpaid.

503.—WARNE.—For bright wrappers this variety can be excelled only by the Gold Leaf. Grows to a large size and holds itself up well. The leaf is large, of medium breadth and very fine grained. Comparatively new, but already very popular. Try it and see for yourself.

Price—Oz. 50c; 4 ozs. \$1.75; lb. \$5.00 postpaid.

506.—SLATES IMPROVED YELLOW ORO-NOKO.—An extra select strain of the standard variety of this name. Quite popular and very extensively grown for a bright leaf. Its growth is large, but erect; the leaves are large, but of the finest texture.

Price—Oz. 50c; 4 ozs. \$1.75; lb. \$5.00 postpaid.

508.—SLATE'S HYCO.—After originating this new variety and seeing its numerous good qualities, we have not hesitated to name it after our HycO Seed Farms. For a light cigarette tobacco it has no equal. The leaf is of medium size, very broad, being similar to the gourd leaf in shape, and is easily cured a bright yellow. In appearance, texture and selling price, it ranks among the first.

Price—Oz. 50c; 4 ozs. \$1.75; lb. \$5.00 postpaid.

502.—SLATE'S IMPROVED BIG WARNE.—The largest bright tobacco known. It grows to an unusually large size, but on average land will not be so heavy and coarse. For really thin land this variety makes an ideal tobacco. The leaves are large, with slightly rounded shoulders and pointed tip. Easy to cure and of good quality.

Price—Oz. 60c; 4 ozs. \$2.25; lb. \$5.00 postpaid.

516.—SLATE'S IMPROVED YELLOW PRY-OR.—One of the best varieties known for yellow wrappers. A great improvement over our old strain of this tobacco, which was, and still is, very popular. It also makes a mahogany and manufacturing leaf of the very finest quality. The leaf is large, but very fine grained. We recommend it with utmost confidence for either bright or heavy tobacco.

Price—Oz. 50c; 4 ozs. \$1.75; lb. \$5.00 postpaid.

507.—SLATE'S IMPROVED WHITE STEM ORO-NOKO.—One of our improved strains which has won inexhaustible praise from those who have tried it. In growth and habit it is large and erect, with long, rather broad leaves, whose fine, silky texture cannot be excelled. Very popular with both manufacturers and growers, and very easily cured a beautiful yellow color.

Price—Oz. 50c; 4 ozs. \$1.75; lb. \$5.00 postpaid.

523.—STERLING.—This variety will make either a heavy dark or a bright yellow tobacco. Possesses size, shape and weight, and the leaf is noted for its fine, silky texture. In great demand upon the market and brings a distinctive high price.

Price—Oz. 50c; 4 ozs. \$1.75; lb. \$5.00 postpaid.

509.—SLATE'S IMPROVED LONG LEAF GOOCH.—An ideal variety for sandy soils. Grows unusually large, produces a large broad leaf of No. 1 quality. Cures well, brings a good price, and makes more pounds per acre than most varieties.

Price—Oz. 50c; 4 ozs. \$1.75; lb. \$5.00 postpaid.

510.—SLATE'S IMPROVED HESTER.—The products of this variety are among the very best in quality. The leaf is large, broad, of fine texture and very silky; cures a fine lemon yellow, is tough, and makes an excellent wrapper. We know both the old and the improved Hester, and do not hesitate to pronounce the latter decidedly the better.

Price—Sold out for this season.

511.—SLATE'S ADCOCK.—An old variety that is fast coming back to its former popularity. The leaf is rather long, broad and of good texture. It is especially desirable for growing on poor land, because it always attains good size.

Price—Oz. 60c; 4 ozs. \$2.25; lb. 6.00 postpaid.

515.—BONANZA.—This variety may be used for either brights or manufacturing leaf with excellent results. In fact, it is a cross between a bright and a manufacturing leaf, and combines the good qualities of both. The leaf is of medium size, excellent quality, and cures very easily. Will make fine wrappers, excellent cutters or good sweet fillers.

Price—Oz. 50c; 4 ozs. \$1.75; lb. \$5.00 postpaid.

521.—GRANVILLE COUNTY YELLOW.—This old variety has for years been a general favorite, and it justly deserves its popularity. Its products combine all that could be desired, in size, shape, and texture, while its quality is shown by the high prices which it brings upon the market.

Price—Oz. 50c; 4 ozs. \$1.75; lb. \$5.00 postpaid.

517.—GOLD FINDER.—This variety is indeed well named, since it has proved itself to be a veritable gold finder to those who have grown it. Upon the hill it has a beautiful yellow color, which it retains after being cured. The leaf is of medium size, tough, fine grained and of the best quality.

Price—Oz. 50c; 4 ozs. \$1.75; lb. \$5.00 postpaid.

January 20, 1920.

Dear Sir:—

I thought that I would write you and let you know how I came out with the tobacco seed I bought from you last spring. From one ounce of seed that cost fifty cents, I sold 17,000 plants at \$1.25 per 1,000. I set out 2,500 plants and the tobacco will bring me at least \$300.00. Also I gave away about half the seed. I expect there was \$2,500.00 worth of tobacco grown from that fifty cents worth of seed.

Yours truly,

Baileytown, Tenn.

ALBERT MORELOCK.

BRIGHTS, MAHOGANY & MANUFACTURING LEAF

527.—**FLANAGAN**.—An excellent variety for fine mahogany wrappers. The leaf is long, of only medium breadth and very fine texture. Upon the market its handsome appearance and excellent quality command the very highest prices.

Price—Oz. 50c; 4 ozs. \$1.75; lb. \$5.00 postpaid.

531.—**BRADLEY BROADLEAF**.—A very superior quality of the manufacturing leaf type. As reliable as the oldest, and brings a good price. The leaf is very broad and slightly rounded at the shoulders. The texture and quality are as good as can be desired. Leaf somewhat thin and very easily cured a bright yellow.

Price—Oz. 50c; 4 ozs. \$1.75; lb. \$5.00 postpaid.

532.—**SWEET ORONOKO**.—This tobacco has received more and higher praise than any other well known variety. For an Eastern filler it cannot be excelled, and is especially famous for making "homespun." The plants are of medium size; the leaf is long and somewhat narrow, fine grained, and has an excellent sweet flavor. It is by far the best far sun curing.

Price—Oz. 50c; 4 ozs. \$1.75; lb. \$5.00 postpaid.

514.—**NORTH CAROLINA BRIGHT YELLOW**.—Comparatively new, having been on the market only about ten years, but in that short time its numerous good qualities have gained for it a place among the best of bright tobaccos. Plants of medium size and very erect; leaf of medium length and breadth. Cures well and is of unsurpassed quality.

Price—Oz. 50c; 4 ozs. \$1.75; lb. \$5.00 postpaid.

520.—**LONG LEAF GOOCH**.—Famous for its long, broad leaf of fine texture and superior quality. Ranks among the first in the class where size does not injure quality. Well known upon the market and brings top prices.

Price—Oz. 50c; 4 ozs. \$1.75; lb. \$5.00 postpaid.

522.—**TUCKAHOE**.—A rich, heavy variety. The leaf is rather long, medium broad, cures well and has good weight and color.

Price—Oz. 50c; 4 ozs. \$1.75; lb. \$5.00 postpaid.

524.—**WHITE STEM ORONOKO**.—The improved variety is the only superior it has in the Oronoka strain. The plants are large, with long, medium broad leaves of handsome shape, fine texture and good body. Our improved variety is decidedly better, but this is within itself a very superior tobacco.

Price—Oz. 50c; 4 ozs. \$1.75; lb. \$5.00 postpaid.

525.—**YELLOW ORONOKO**.—Probably the oldest tobacco known, and it still holds its place with tobacco buyers. Noted for its fine yellow products, which possess ideal characteristics.

Price—Oz. 50c; 4 ozs. \$1.75; lb. \$5.00 postpaid.

530.—**HESTER**.—A well known and extremely popular variety. Among its good qualities may be noted its size, shape, texture, habit of early maturing, and its adaptability to an almost limitless range of soils and climates. It is by far the surest.

Price—Sold out for this season.

533.—**YELLOW PRYOR**.—A well known variety, especially adapted to manufacturing purposes. The leaf is of medium length and breadth, has good body and an exceptionally fine grain and silky appearance. It is a great favorite among Western planters. Its products are of the very finest quality.

Price—Oz. 50c; 4 ozs. \$1.75; lb. \$5.00 postpaid.

535.—**LITTLE ORONOKO**.—A very superior Oronoko tobacco. The leaf is long, with good breadth, has a small stem and very fine texture. Especially liked by some for its earliness and ability to stand upon the hill for some time without becoming overripe. In all respects an ideal manufacturing tobacco.

Price—Oz. 50c; 4 ozs. \$1.75; lb. \$5.00 postpaid.

550.—**SLATE'S IMPROVED BLUE PRYOR**.—This variety originates from one of the oldest strains in America. Our improvement in the old Pryor has decided advantages. It is possible to produce a good grade of brights from this sort, but it is especially adapted to growing rich, black export tobacco. One of the largest and heaviest of the black tobaccos and makes good black wrappers.

Price—Oz. 50c; 4 ozs. \$1.75; lb. \$5.00 postpaid.

540.—**BIG TILLEY**.—A most popular variety in certain sections of North and South Carolina. Grows large, producing its leaves some distance apart on the stalk and is easily cured. One of the best of the bright varieties for sandy soils.

Price—Oz. 50c; 4 ozs. \$1.75; lb. \$5.00 postpaid.

579.—**CLIMAX**.—Per lb. \$5.00

537.—**HICKORY PRYOR**.—Per lb. \$5.00

578.—**HONDURAS**.—Per lb. \$5.00

538.—**GOOCH**.—Per lb. \$5.00

539.—**HOBGOOD**.—Per lb. \$5.00

512.—**TILLY**.—Per lb. \$5.00

541.—**MEDLEY PRYOR**.—Per lb. \$5.00

542.—**KENTUCKY**.—Per lb. \$5.00

543.—**VIRGINIA**.—Per lb. \$5.00

544.—**MISSOURI BROAD LEAF**.—Per lb. \$5.00

545.—**MARYLAND**.—Per lb. \$5.00

546.—**SILKY PRYOR**.—Per lb. \$5.00

573.—**CRUTCHER**.—Per lb. \$5.00

528.—**LIZARD TAIL**.—Per lb. \$5.00

529.—**WILLOW LEAF**.—Per lb. \$5.00

January 19, 1920.

Dear Sir:—

I was highly pleased with the tobacco seed bought from you last year. I sold some Gold Leaf for as high as \$1.06 per lb. Be sure to send me another ounce of seed.

Reidsville, N. C.

Ed. SCOTT.

January 6, 1920.

Dear Sir:—

I think your Gold Leaf tobacco is the best I ever planted. I sold one barn of 700 lbs. for \$685.00. I think your seed prove to be the best in every way.

Kernersville, N. C.

C. C. PARISH.

HEAVY EXPORT VARIETIES



Slate's Rich Wonder Tobacco.

534.—**BLUE PRYOR.**—It will make an excellent yellow or a rich export tobacco. A general favorite wherever grown and commands good prices.
Price—Oz. 50c; 4 ozs. \$1.75; lb. \$5.00 postpaid.

519.—**KENTUCKY STAND-UP BURLEY.**—The most popular variety of the burley strain. Grows very large, but leaves do not hang over on the ground. Our stock of these cannot be excelled. All seeds are taken from plants which show the characteristics of the type.
Price—Oz. 50c; 4 ozs. \$1.75; lb. \$5.00 postpaid.

547.—**SLATE'S RICH WONDER.**—This new export variety is indeed a wonder. Among all dark, heavy tobaccos this stands first, and justly deserves its place. The plants grow to an unusually large size, with long, broad leaves which possess a great deal of weight. When properly cured the leaf is dark, rich, gummy, tough, and has very small fibers. Beyond a doubt it is an ideal export variety. Its products are the finest seen upon the market, and are always in demand. I recommend it to planters and assure them that I bred it to bring high prices.
Price—Oz. 75c; 4 ozs. \$2.50; lb. \$7.50 postpaid.

536.—**SLATE'S IMPROVED ONE SUCKER.**—Plants grow to medium large size; the leaf medium size; fine grained and of excellent quality. On light gray soil this will make a good bright, but is especially adapted to making a dark, heavy export tobacco. Long noted for its unusually small growth of suckers. We consider this a most desirable variety.

Price—Oz. 50c; 4 ozs. \$1.75; lb. \$5.00 postpaid.

548.—**TENNESSEE RED.**—For dark, heavy tobacco this variety has few superiors. It is especially adapted to dark, rich and stiff clay soils. The leaf is large, rather broad, and cures dark, gummy and rich. Very extensively grown, and its products are of the quality which never fail to bring the highest market prices. It is old and reliable, has stood the tests of time, and now is more popular than ever before.

Price—Oz. 50c; 4 ozs. \$1.75; lb. \$5.00 postpaid.

549.—**LACKS.**—A standard old variety of this type which will need no introduction on the market. Its products have for years been selling in the high-priced class. The leaf is long, medium broad, and of fine texture. We recommend this variety to any grower who wishes to raise a dark, rich, heavy tobacco.

Price—Oz. 50c; 4 ozs. \$1.75; lb. \$5.00 postpaid.

551.—**KENTUCKY YELLOW.**—An extra large and very superior variety, which is extremely popular in the West. The leaf is unusually large, but of surprisingly fine texture, when size is taken into consideration. Its products are well established upon the market, and in great demand. Its large size, handsome shape and excellent quality are certain to give a yearly increase in popularity. We unhesitatingly recommend it.

Price—Oz. 50c; 4 ozs. \$1.75; lb. \$5.00 postpaid.

526.—**BIG ORONOKO.**—The largest and heaviest variety of the Oronoko strain, and for dark wrappers it is a sure winner. The leaf is large, broad, of handsome appearance, cures well, and possesses a great deal of weight and body. For its purpose it has no superior.

Price—Oz. 50c; 4 ozs. \$1.75; lb. \$5.00 postpaid.

518.—**SLATE'S IMPROVED WHITE BURLEY.**—The burley strain is well known to all Kentucky growers, and our original stock came direct from the burley district of Kentucky. This improved variety has not departed from the old burley type, but was bred to secure finer texture and a heavier leaf. The leaf is large, broad, with yellowish white stem and ribs. Before curing the leaf is a beautiful yellow, and cures a very desirable color. The plants are large, but erect.

Price—Oz. 50c; 4 ozs. \$1.75; lb. \$5.00 postpaid.

552.—**YELLOW MAMMOTH.**—Per lb.....\$5.00

553.—**CLARDY.**—Per lb.....\$5.00

January 8, 1920.

Dear Sir:—

I have been using your seed for years and like them fine. I raised some tobacco last year from your seed and one grade brought as high as \$1.02 per lb. This was Improved Gold Leaf.

Cedar Grove, N. C.

W. N. WILKERSON.

IF UNDECIDED

about what variety of tobacco to plant, or what variety of anything else to plant, remember that I am always glad to help. If my fifty-three years of experience and knowledge of the varieties of seeds I sell can be of assistance to you, a letter will bring you my honest opinion on the subject in hand.

IMPORTED AND CIGAR TOBACCOS

554.—**VUELTA de ABAJO (First Crop).**—Our stock of these seeds is grown from seeds imported direct from the famous Vuelta Valley. The first crop is far better than imported stock, since it has become partly acclimated and is larger. Plants medium size; leaves broad, very silky, exceedingly fine grained, and retains its original aromatic flavor.

Price—Oz. \$1.00; lb. \$10.00 postpaid.

555.—**VUELTA de ABAJO (Second Crop).**—This variety is grown from the best First Crop seed. For an extra large Havana cigar leaf, this variety cannot be excelled. Leaf much larger than that of First Crop, but not so silky or highly flavored.

Price—Oz. 60c; lb. \$6.00 postpaid.

556.—**IMPORTED SUMATRA.**—Our stock comes direct from the native Sumatra country. We import only seeds that we know to be pure and first class in every respect. The seeds we offer for sale are of the first crop, and tobacco grown from them retains its fine, silky texture and makes the finest wrappers.

Price—Oz. \$1.00; lb. \$10.00 postpaid.

557.—**BRAZILIAN.**—This variety was imported by us, but has now become acclimated and is more easily grown than our other imported seed. The leaf has good size, shape and texture, and retains, to a great extent, its native high flavor. Makes a delightful smoke in either pipe or cigar.

Price—Oz. 60c; 4 ozs. \$2.00; lb. \$6.00 postpaid.

558.—**SLATE'S IMPROVED CONNECTICUT SEED LEAF.**—The old strain of this tobacco has always stood well with cigar manufacturers, but both manufacturers and growers cannot help but admit that this improved strain is decidedly better. Noted for its handsome leaf, which possesses a choice texture and delightful flavor. Ripens very uniformly and is considered a very desirable cigar variety.

Price—Oz. 60c; 4 ozs. \$2.00; lb. \$6.00 postpaid.

560.—**EVANS or CINNAMON SCENTED.**—A variety whose high, aromatic flavor is well known and very popular. For a pipe tobacco this has no equal, and it is very extensively grown in Canada for this purpose. The leaf is of good size and shape and excellent quality. If you want a highly flavored tobacco you cannot get a better one than this.

Price—Oz. 60c; 4 ozs. \$2.00; lb. \$6.00 postpaid.

562.—**GENERAL GRANT.**—This variety ranks among the first in the manufacture of cigars. In addition to its other good characteristics, it is noted for its extreme earliness. Upon the market it is very well known and popular, its products always being in demand, as the size, shape and texture of its leaf help to make it an ideal cigar tobacco.

Price—Oz. 60c; 4 ozs. \$2.00; lb. \$6.00 postpaid.

577.—**IMPORTED TURKISH.**—Originates from the finest of the native strains and possesses good texture and high aroma. Leaves grow rather close on stalk, are broad and make a product most valuable for cigarettes.

Price—Oz. \$1.00; lb. \$10.00 postpaid.

559.—**COMSTOCK SPANISH.**—This variety may well be called the "Standard" for the cigar leaf type. It is more extensively grown than any other variety of its type, and is considered the very best of cigar tobaccos. It was bred from a native Havana strain, and has been greatly improved in the breeding. The leaf is of good size and is suitable for wrappers or fillers. We consider this variety as good as any that we have ever known, and recommend it with confidence.

Price—Oz. 60c; 4 ozs. \$2.00; lb. \$6.00 postpaid.

563.—**BIG HAVANA.**—An Americanized Havana which grows to an unusually large size and matures very early. A heavy cropper, and in the South will make two crops from one planting. Its desirable size, fine texture and delightful flavor have made it a favorite with both planters and manufacturers.

Price—Oz. 60c; 4 ozs. \$2.00; lb. \$6.00 postpaid.

561.—**PENNSYLVANIA SEED LEAF.**—Very extensively grown in the Lancaster district of Pennsylvania, which is famous for its fine cigar tobaccos. Its products are of the best and bring good prices. The leaf has a handsome appearance and is of good quality.

Price—Oz. 60c; 4 ozs. \$2.00; lb. \$6.00 postpaid.

564.—**CONNECTICUT SEED LEAF.**—Similar in general appearance to the improved variety, except that the leaves bunch more; consequently it does not ripen so uniformly as the improved. A good cigar tobacco, however, and when properly handled never fails to bring a good price.

Price—Oz. 60c; 4 ozs. \$2.00; lb. \$6.00 postpaid.

OTHER CIGAR VARIETIES

565.—HAVANA.—Per lb.	\$6.00
566.—CHOICE HAVANA.—Per lb.	\$6.00
567.—HAVANA SEED LEAF.—Per lb.	\$6.00
568.—PERSIAN ROSE.—Per lb.	\$6.00
569.—HARBY.—Per lb.	\$6.00
570.—ZIMMER'S SPANISH.—Per lb.	\$6.00
571.—CUBAN SEED LEAF.—Per lb.	\$6.00
572.—PERFUME OF ITALY.—Per lb.	\$6.00
573.—LANCASTER BROAD LEAF.—Per lb.	\$6.00
574.—QUESNEL.—Per lb.	\$6.00
575.—FLORIDA.—Per lb.	\$6.00
576.—DOMESTIC HAVANA.—Per lb.	\$6.00

SLATE'S FLOWER SEED



Antirrhinum.

205.—**BALSAM, Lady's Slipper (Annual).**—This flower is perhaps better known as Touch-Me-Not. It is easily grown, and when sowed in rich soil, affords an abundance of the finest blooms. We offer a mixture suitable for every garden.

Price—Pkt. 10c; 6 pkts. 40c; oz. 50c postpaid.

206.—**CHRYSANTHEMUMS, MIXED — (Annual).**—Grows to a height of 1½ feet, and makes a very showy flower. They are easily grown and bloom freely. We offer an especially desirable mixture.

Price—Pkt. 5c; 6 pkts. 20c; oz. 25c postpaid.

212.—**COSMOS. (Annual).**—A mixture which will make a beautiful bed of fall flowers. They also make an attractive background for beds. The plants are large, with a dense feathery foliage and large flowers of mingled colors.

Price—Pkt., 5c; 6 pkts., 20c; oz., 25c, postpaid.

213.—**COCKSCOMB. (Annual).**—Easily grown and blooms early. Produces large, comb-like flowers. Our mixture is made up of the plumed varieties which are the most beautiful of all.

Price—Pkt., 10c; 6 pkts., 45c; oz., 50c., postpaid.

214.—**CHINA PINKS—Single Mixed—(Annual)** This flower is also known as the Dianthus. It is of easy culture, and yields a profusion of beautiful blooms. Blooms continuously throughout the summer, and is very fragrant.

Price—Pkt., 5c; 6 pkts., 20c; oz., 30c., postpaid.

218.—**ESCHSCHOLTZIA — California Poppy — (Annual).** This flower is very easily grown, and blooms from early summer till frost. Makes a most attractive mass. Grows to a height of about twelve inches. Color, a golden yellow.

Price—Pkt., 5c; 6 pkts., 20c; oz., 25c, postpaid.

216.—**DAHLIA. Large Double Mixed.**—Start the seed in a window box early in spring. When warm weather comes, transplant to the open ground. It yields a profusion of beautiful blooms all through the fall. My mixture is the best obtainable. It contains a variety of colors from the large double kinds.

Price—Pkt., 15c; 6 pkts., 75c; oz., 85c, postpaid.

201.—**ALYSSUM, SWEET (Annual).** A very hardy plant that blooms early in the spring. It makes an especially attractive border or can be sowed alone. We offer a most desirable mixture that is noted for its fragrance.

Price—Pkt. 5c; 6 pkts. 20c; oz. 25c postpaid.

202.—**ASTERS (Annual).**—One of the prettiest and best known flowers grown. For late planting, it has no equal. Seeds can be sowed early, and the plants reset. We offer a mixture of variegated colors that will please even the most particular.

Price—Pkt. 10c; 6 pkts. 45c; oz. 60c postpaid.

203.—**AMARANTHUS, Love Lies Bleeding (Annual).**—A very showy foliage plant. Easy to grow and useful for tall borders, groups and centers. Color, beautiful red. Height, about two feet. Plant in open ground in early spring.

Price—Pkt. 5c; 6 pkts. 20c; oz. 25c postpaid.

204.—**ANTIRRHINUM, Snapdragon (Perennial).**—A very showy flower, easily grown, and blooms the first year. Attains a height of two to three feet. No flower garden should be without them.

Price—Pkt. 10c; 6 pkts. 40c; oz. 50c postpaid.

209.—**CANDYTUFT. (Annual).**—For edging and masses no one can want a prettier flower. Good also for cutting. Grows about twelve inches tall, and blooms throughout the summer.

Price—Pkt., 5c; 6 pkts., 20c; oz., 25c, postpaid.

210.—**TALL MIXED CANNA. (Annual).**—We offer a most select mixture of the tall varieties. These make especially attractive centers for beds or circles. Seeds should always be soaked before planting.

Price—Pkt., 5c; 6 pkts., 20c; oz., 30c., postpaid.

211.—**DWARF MIXED CANNA.**—Go well with the tall varieties to make circles or beds. This mixture is composed of the best of the dwarf sorts and affords a variety of colors.

Price—Pkt. 5c; 6 pkts. 20c; oz. 30c postpaid.



Asters



Cosmos

207.—CHRYSANTHEMUM DOUBLE WHITE.

A selected strain of pure white flowers.

Price—Pkt. 5c; 6 pkts. 20c; oz. 25c postpaid.

208. — CHRYSANTHEMUM DOUBLE YELLOW.—Flowers double and of a beautiful golden yellow color.

Price—Pkt. 5c; 6 pkts. 20c; oz. 25c postpaid.

215. — CARNATION. — Mixed. — (Annual).—Easily grown and good for outdoor or pot culture. Beautiful flowers of varied shades and sweet scented. These seeds come from the Double Marguerite strain and are noted for being one of the finest for cut flowers.

Price—Pkt. 15c; 6 pkts. 70c; oz. 75c postpaid.

217.—CENTAUREA.—Bachelors Buttons—(Annual).—Rather tender, and requires care in the growing. The flowers are of medium size and mixed colors. When ripe cut the flowers, hang them with heads down, and allow them to dry. In this way they will remain beautiful throughout the winter.

Price—Pkt., 5c; 6 pkts., 20c; oz., 35c., postpaid.

222.—LARKSPUR.—Dwarf Mixed.—(Annual). A mixture of the dwarf varieties which makes a most attractive border for large beds or center for smaller beds. The Larkspur is one of our oldest and most popular flowers. They should be in every garden.

Price—Pkt., 5c; 6 pkts., 20c; oz., 25c., postpaid.

223.—MARIGOLD.—Double Mixed—(Annual).—A hardy, easily grown flower. It makes one of the best for edgings and foregrounds for larger flowers. Plants grow to medium size, and bear compact flowers with a trace of golden yellow in them. Colors mixed.

Price—Pkt. 5c; 6 pkts. 20c; oz. 35c postpaid.

220.—HOLLYHOCKS.—Single Mixed.—(Annual).—A hardy plant that grows tall and produces an abundance of large flowers of mixed colors. As a background, it has few equals. Sow the seed indoors early in the spring and reset when the weather becomes warm.

Price—Pkt. 5c; 6 pkts. 20c; oz. 30c postpaid.

221.—HOLLYHOCK.—Double Mixed.—(Perennial).—The seed of the flower come from the famous Chater's strain and nothing better can be produced. Seed should be started during the early summer and transplanted in the fall to permanent bed, setting plants about two feet apart. They will bloom the following summer and continue to come year after year.

Price—Pkt. 15c; 6 pkts. 75c; oz. \$1.00 postpaid.

224.—MIGNONETTE—(Annual).—A large flowering, free blooming flower that can be grown throughout the year by planting in succession. Grows to a height of about twelve inches. Good for either pots or beds. Flowers large, cone-shaped, and fragrant. Seeds can be planted in early spring or late summer in boxes. Or after danger of frost is past, seed can be put into the ground.

Price—Pkt. 5c; 6 pkts. 20c; oz. 25c postpaid.

229.—NASTURTIUM.—Tall Mixed.—(Annual).—This is a tall or running variety that is especially desirable for covering fences and unsightly places about the garden. When foliage is desired, plant in rich soil, but for blooms plant in a light dry soil. Can be planted in the open ground in early spring. The flowers are of brilliant and variegated colors.

Price—Pkt. 5c; oz. 10c; $\frac{1}{4}$ lb. 30c postpaid.

228.—NASTURTIUM.—Dwarf Mixed.—(Annual).—Very desirable for making a brilliant border or for planting in pots. Blooms freely, and the flowers are of variegated colors. All Nasturtiums are easy to grow and well repay the gardener for his work.

Price—Pkt. 5c; oz. 10c; $\frac{1}{4}$ lb. 30c postpaid.

225.—KOCHIA TRICHOPHYLLA. — (Annual). A foliage plant of surpassing beauty. Plants grow about thirty inches high and the foliage is as fine as moss and of a beautiful green color. In the fall it changes to a deep red tinge. Sow seed in open ground in early spring and thin plants to eighteen inches apart.

Price—Pkt. 5c; 6 pkts. 20c; oz. 25c postpaid.



Chrysanthemums



Petunia.

226.—**IPOMOEA OR MOONFLOWER.** — (Annual). — Also known as the evening glory from its habit of opening its large white flowers in the evenings and on cloudy days. This is a vine which grows very luxuriant and is used for covering porches, fences, etc. Cut the hard shell on the seed and soak for a day in luke warm water. Then plant seed in a box, transplanting the plants after danger of frost is past.

Price—Pkt. 10c; 6 pkts. 45c; oz. 50c postpaid.

227. — **CYPRESS VINE.** — (Annual). — Also known as Ipomoea Quamoclit. This is a tender annual vine, growing fifteen or more feet high and is valuable for covering porches, fences, arbors, etc. Seed may be soaked in luke warm water and planted in the open ground early in the spring. Plants should be thinned to six or eight inches apart.

Price—Pkt. 10c; 6 pkts. 45c; oz. 50c postpaid.

230. — **MYSOTIS.** — Forget-Me-Not. — (Perennial.) — A hardy little flower that everyone will like. Grows to a height of eight inches. Its dwarf growth makes it especially desirable for borders. Sow early in the spring in the open ground, and it will bloom the first year. If you do not have but one bed of flowers, you want this one to border it.

Price—Pkt. 10c; 6 pkts. 45c; oz. 50c postpaid.

231.—**PETUNIA.**—Fine Mixed.—(Perennial).—A tender plant requiring care in the growing. The best method of starting, is to sow seeds in early spring in indoor boxes. Reset after danger of frost is past, and they will bloom the first year. Makes a beautiful mass or bed of variegated colors.

Price—Pkt. 15c; 6 pkts. 75c; oz. 80c postpaid.

232.—**PHLOX DRUMMONDI.**—Nana Compacta—Extra Dwarf.—(Annual).—A hardy, large flowering mixture, suitable for masses or borders. The mixture we offer is composed of the finest dwarf varieties of mixed colors. Sow seeds early in spring in open ground.

Price—Pkt. 15c; 6 pkts. 75c; oz. 90c postpaid.

233. — **PANSIES.** — Mixed. — (Perennial). — A dwarf hardy plant, growing to a height of about six inches. Our mixture contains the richest of colors, and will make a beautiful bed. Seeds can be sowed in the early spring, in June or in September. The soil should be rich and moist and if possible, shaded. Cover seeds about one-eighth of an inch, and press the soil over them.

Price—Pkt. 15c; 6 pkts. 75c; oz. \$1.00 postpaid.

234. — **POPPIES.** — Shirley Mixed. — (Annual). — A free blooming, easily grown plant that makes one of the most beautiful borders. Plant in the early spring in open ground. Cut often so as to keep them blooming. The flowers are of mixed colors and show the superiority of the Shirley strain. Delicately edged and fringed, and whether in bed or border, it cannot be excelled.

Price—Pkt. 5c; 6 pkts. 20c; oz. 25c postpaid.

239.—**VERBENA.**—Mixed.— (Annual).—This dwarf plant is especially desirable for massing on lawns or for making borders. It is also good for planting in boxes. The flowers are of mixed brilliant colors. Blooms throughout the summer. Soak seeds and plant in the early spring in open ground.

Price—Pkt. 10c; 6 pkts. 45c; oz. 60c postpaid.

235. — **SALVIA SPLENDENS.** — Scarlet Sage. — (Perennial).—A tender, brilliant colored flower that is extensively grown. Good for beds, masses or pots. Grows to a height of about two feet, and bears an abundance of fiery red blooms on spike-shaped branches. Seeds can be started in boxes and transplanted, or they can be put into the open ground after all danger of frost is past.

Price—Pkt. 20c; 6 pkts. \$1.00; oz. \$2.00 postpaid.

241.—**ZINNIA.**— Dwarf Double Mixed.—(Annual).—This is a hardy, easily grown flower which gives a profusion of brilliant colored blooms. My superb dwarf mixture of varied colors makes a most desirable bed or mass.

Price—Pkt. 15c; 6 pkts. 75c; oz. 85c postpaid.

237.—**SWEET PEAS.**—Superb Mixed Spencers. —Spencers are famous the world over. I offer the most select mixtures of its pride varieties. Mixed colors grown separately. This mixture will afford the most beautiful flowers grown.

Price—Pkt. 5c; oz. 20c; ¼ lb. 60c; lb. \$1.75 postpaid.

238.—**SWEET PEAS.**—Slate's Mixed Eckford. —A superior mixture of all the Eckford varieties, grown separately, and the seeds mixed so as to give a beautiful variety. The Eckfords are large flowering and easy to grow.

Price—Pkt. 5c; oz. 15c; ¼ lb. 50c; lb. \$1.25 postpaid.

236.—**STOCKS.**—Dwarf 10 Weeks. — (Annual). —Also known as Gilliflower. One of the most beautiful of the small flowers and especially desirable for borders and masses. Blooms are borne on compact spikes and give varied colors of most pleasing appearance. Sow seed either indoors or in the open ground in early spring, giving light covering and pressing the soil over them. Plants should be six inches apart.

Price—Pkt. 10c; 6 pkts. 45c; oz. 60c postpaid.



Zinnia.



Caladiums.

240.—**WALLFLOWER**.—(Annual).—A favorite flower for the outdoor garden, but may be grown in boxes in the house. Beautiful flowers of varied colors may be produced with ease. Sow seed in early spring in the open ground, thinning plants to six or eight inches apart.

Price—Pkt. 5c; 6 pkts. 20c; oz. 35c postpaid.

FLOWER ROOTS & BULBS

301.—**TUBEROSE**

We all know the fragrance of this waxy white flower. It is fine for cutting or for pot culture indoors. Bulbs may be planted outdoors when the ground gets warm, putting them about three inches deep and keeping them well watered. Or they may be started in pots about March 1st. Fill a six inch pot half full of manure and the remainder with rich loam. Keep in the light and give plenty of water and air.

301.—**DWARF PEARL**.—First size bulbs. Each 5c; doz. 50c postpaid. Doz. 40c; 100 \$3.00 by express.

317.—**CALADIUM**.—(Elephant Ear)

One of the most popular of foliage plants. The bulbs may be set in large boxes, barrels, or other containers or they may be planted in the ground. Liberal quantities of cow manure should be put around them and plenty of water should be given at regular periods. Easy to grow and present a most pleasing effect.

317.—**CALADIUMS**.—First size bulbs of 7 to 9 inches. Each 15c; doz. \$1.25 postpaid. Doz. \$1.10 by express.

CANNAS

A flower giving both a desirable foliage effect and richly colored flowers. In circles, groups, and backgrounds most pleasing. Easy of culture and will grow almost anywhere. A good rich soil, well manured and kept well watered will produce the best results. In the South, Canna roots will remain in the ground all winter if they are given a slight covering of litter of some kind. But it is generally advisable to take them up in the fall and store in some place where there is no danger of freezing.

No.	Name	Height	Color	By		
				Each	Doz.	Express
302.	Meteor	5 feet	Crimson	\$.10	\$.75	\$.60
306.	King Humbert (Bronze)	4 feet	Or. Searlet	.10	.75	.60
307.	Louisiana	6 feet	Scarlet	.10	.75	.60
308.	Wyoming	6 feet	Orange	.10	.75	.60
309.	Above sorts mixed60	.50

324.—**LILY OF THE VALLEY**

A bed of these beautiful little flowers once started will last for years. Select a well drained soil in some spot where the flowers will be shaded from the hot sun. Break the soil deep and apply a liberal quantity of manure. If the soil be clay or heavy, some sand should be mixed with it. Set the roots down in this and cover light. There is nearly always some spot around the home for just such flowers as these and once they are started they require very little attention. Few flowers can compare with these dainty lilies with their fragrance and beautiful foliage. We offer select roots in clusters, clusters contain a number of roots and it will not require very many of them to start a good size bed.

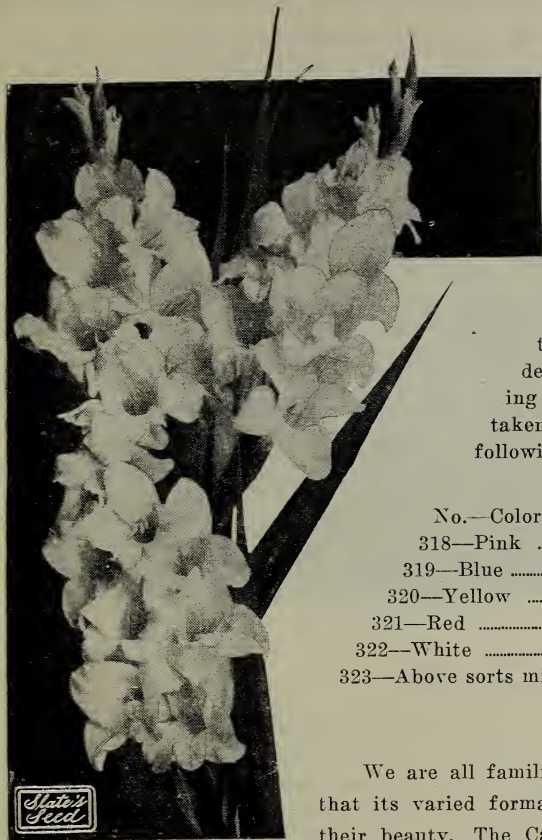
Price—Each 10c; doz. \$1.00 postpaid. Doz. 90c by express.

MONEY SAVING COLLECTIONS

Of flower seeds and bulbs will be found listed on page 8 of this catalog. If either of these will meet your needs, it will mean a big saving in the cost. I can handle standard orders at only a fraction of the cost of handling others and I am always glad to share this saving with you.



Lily of the Valley.



Gladiolus

SLATE'S GLADIOLI

The gladiolus is one of the most important of our spring flowers. It is decorative when growing out of doors and makes the finest of cut flowers. If the spike is cut when the lower blooms open the other blooms will open and remain in good condition for a week or longer. Any light rich soil will produce this flower, but manure should not be used too liberally. Begin planting early in the spring and make plantings at intervals, so as to have flowers coming in bloom throughout the summer. Set bulbs about four inches deep in the soil and water liberally during the growing period of the plant. In the fall the bulbs should be taken up and stored in a place safe from freezes. The following select varieties are offered in first size bulbs.

No.—Color	Postpaid		By Express	
	Each	Doz.	Doz.	100
318—Pink10	\$.75	\$.65	\$3.50
319—Blue10	.75	.65	3.50
320—Yellow10	.75	.65	3.50
321—Red10	.75	.65	3.50
322—White10	.75	.65	3.50
323—Above sorts mixed60	.50	3.50

DAHLIA

We are all familiar with this popular flower and we must all admit that its varied formation and color of flowers cannot be surpassed for their beauty. The Cactus sorts with their loosely formed and irregular shaped flowers present a most pleasing appearance.

The Dahlia is a rather tender plant and the roots should not be set out until the weather is warm. As a rule May 15th to June 1st is about the time to plant Dahlias. The soil should be rich and light, preferably a sandy loam. Fertilize with well rotted manure but never use fresh manure or liberal quantities of any kind. Set the bulbs about thirty to thirty-six inches apart and cover about three inches deep. The plants should be supported.



Dahlia

CACTUS DAHLIAS

No.—Color	Postpaid		By
	Each	Doz.	Exp. Doz.
310—Yellow15	\$1.25	\$1.15
311—White15	1.25	1.15
312—Rich Red15	1.25	1.15
314—Pink15	1.25	1.15
316—All colors mixed		1.10	1.00

FLOWER BULBS FOR FALL PLANTING

About August 1st each year we issue the fall edition of our catalog. This contains full information regarding our choice French and Dutch bulbs for fall planting. If the book should not reach you by September 1st write for a copy.



LAWN GRASS

Break the soil in the early spring before the weeds get a start. Pulverize thoroughly and seed to cowpeas or some such crop to keep down the weeds during the summer. In the early fall or late summer, cut the cowpeas or fallow them under. Break the land again, running the plow very shallow this time; harrow and disc until a good seed bed is prepared. Apply lime at the rate of one ton per acre and harrow into the soil. Then put on a high grade of commercial fertilizer, making a rather liberal application. Never use barnyard litter or manure. It contains too many weed seed. The seed should be sowed evenly over the ground at the rate of 100 pounds per acre, or one pound to every 250 sq. ft. Cover the seed by running over them with a very light rake or harrow, and afterwards roll so as to make the soil firm and help the seed to germinate. Never attempt to make a lawn without sufficient seed to insure a thick, carpet-like stand of grass. After seeding, a top dressing of tobacco stems or stalks will be a great help. Seeding may be done in either the fall or the spring; August or September for fall seeding and March or April for the spring.

450.—**PERFECTION LAWN MIXTURE.**—A mixture composed of the most select high quality seeds. Nothing goes into this mixture but the very purest and best seeds that I can obtain. Great care is taken to have it free from weed seeds of every kind. If sowed according to directions this mixture will give a thick carpet-like lawn of velvet green. No rough coarse grasses are used in it. It is designed for the very highest class of ornamental lawns.

Price—Lb. 40c; 5 lbs. \$1.90; 10 lbs. \$3.50 postpaid or \$30.00 per 100 lbs. by express.

451.—**UTILITY LAWN MIXTURE.**—For golf, baseball, tennis grounds, etc., and very large country lawns this is a good mixture. I am just as careful about the purity of this grass as I am about my Perfection, but in this mixture I use less of the high-price seed and more of the coarser grasses. I designed this mixture for general purpose lawns where absolute perfection is not essential.

Price—Lb. 30c; 5 lbs. \$1.40; 10 lbs. \$2.75 postpaid or \$25.00 per 100 lbs. by express.

617—NITRATE OF SODA

A concentrated and readily available source of Nitrogen. It is very valuable for top or side dressing of crops and is especially recommended for top dressing plant beds. This material should always be well pulverized before applying and applied dry. Do not mix with water or apply when the plants are wet with dew or rain. For plant beds five pounds to every hundred square yards of bed is sufficient. When applying on individual plants, such as flowers, vegetables, etc., use about one teaspoonful to each plant. For grass and clover fields, about one hundred pounds per acre.

Price—Lb. 25c postpaid. See Field Seed List for bulk lots.

STANDARD SPRAY PUMP

The Standard Spray Pump is in reality a very carefully designed and accurately made "Squirt Gun," provided with a proper outfit of nozzles.

Its plan of operation is slightly different from other types of spraying apparatus, since the hose is used on the suction end instead of the discharge end. This makes it possible to use the pump with a bucket, barrel, tank or knapsack, depending upon the number of trees or the kind of spraying to be done.

For bucket use a 3½ foot length of hose is supplied. To use it with a barrel or tank for a large orchard, a longer hose up to 25 or 30 feet is desirable.

For spraying young or scattered trees or truck crops, such as potatoes, tobacco, etc., the knapsack and short extension



Pump

is used. With these attachments the Standard will spray potatoes one row at a time at the rate of an acre an hour or better.

The Standard is provided with a set of three nozzles.

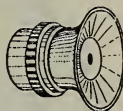
The accompanying illustrations show the different kinds of spray produced by different combinations of these nozzles.



No. 1

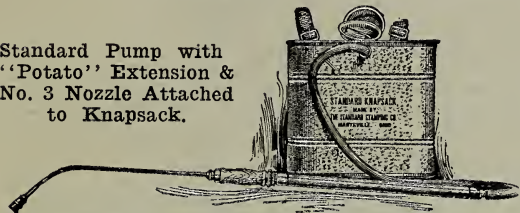


No. 2



No. 3


Standard Pump with "Potato" Extension & No. 3 Nozzle Attached to Knapsack.



Nozzle No. 1 and Nozzle No. 2, when used together produce a comparatively wide spray that will carry 28 feet.

Nozzle No. 2 removed and Nozzle No. 1 attached direct to pump throws an almost straight spray to the top of the tallest fruit trees.

Nozzle No. 1 and Nozzle No. 2 only attached to pump throws a straight stream 50 to 60 feet.



The "Special" or Fine Spray Nozzle throws a fine mist spray. This nozzle is also used for whitewashing and spraying disinfectants.

WHAT THE STANDARD WILL DO:

Spray orchards, large or small. Spray vineyards and bushes. Spray potatoes and all truck crops. Spray whitewash. Spray cattle dip and disinfectants. Spray the tallest fruit trees from the ground.

Saves over half the time and does its work thoroughly.

The Standard is made entirely of brass. No leather packings. No iron castings to rust or decay. Nothing to get out of order.

WARRANTED FOR FIVE YEARS

PRICE LIST

- 601.—The Standard, with 3½ feet hose and full set of nozzles, each\$5.50
- 602.—Knapsack Attachments, each 4.00
- 603.—Extension, 19 inches long, each 1.50



Nozzle No. 1



Nozzle No. 2



Special or Fine Spray

DUST GUNS

605.—CHAMPION NO. 1.—This is an excellent gun for light poisons, but it is almost too small for the heavier poisons or for use in large fields. It is light and easy to handle, but the fan is too small to carry the heavy materials like Arsenate of Lead. For Paris Green it is as good as any. Gear drive. Price \$12.50 each by express. Postage 25c extra.

606.—CHAMPION No. 2.—Built upon the same lines as the Champion No. 1, but is a larger machine. The fan is good and strong and will handle all kinds of poisons. Gear drive. Light, substantially made and well finished. Price, \$18.00 by express. Postage 40c extra.

604.—FEENEY DUST GUN.—This is a small gun, made for garden work. It will do good work, but is rather slow and tedious for large fields. It gives the same results as the larger gun, and will handle Arsenate of Lead or Magnesium Arsenate. It is simple, with no parts to get out of order. Every gardener will need one and will find it one of the most profitable investments he ever made. Price, \$2.75, postpaid. \$2.50 by express.



Feeney Dust Gun



SPRAY MATERIAL



609-BUG DEATH

THE NON-POISONOUS INSECTICIDE FOR CHEWING INSECTS

It Does Not Burn the Plants—It Acts as a Fertilizer

Why buy seed, spend time and labor in cultivating your vegetables, only to feed the annual crop of bugs? Thousands of gardens are ruined every year by these pests. Many people make no attempt to stop this loss because they think a poison is the only thing that will kill a bug. Poisons are dangerous. Bug Death is not. Yet Bug Death will kill every kind of chewing insect. It is good for all kinds of vegetables, fruit trees, flowers, and in fact any crop that the chewing insects destroy. The one sure, safe and sane way to have a good garden is to kill the pests with Bug Death. Twelve pounds of Bug Death mixed with twelve quarts of water makes an excellent liquid spray. It can also be mixed with Bordeaux for fruit trees, etc. A Dust Gun, a Dickey Duster or a Bug Death



Sifter will apply Bug Death effectively. Bug Death positively will not burn the plants; therefore it is the safest insecticide to use. Stop raising bugs and raise a profitable crop. Order Bug Death now.

609.—**BUG DEATH.**—Prices, Delivered East of Mississippi River—Pound, 25c; 3 lbs. 60c; 5 lbs. 90c; 12½ lbs. \$2.00.

607.—**DICKEY DUSTER.**—Price, each 60c. Postpaid.

608.—**BUG DEATH SIFTER.**—Price, each \$1.00. Postpaid.

610.—**BUG DEATH APHIS (For Sucking Insects).**—This, like Bug Death, is a non-poisonous material which can be safely used on house plants and vegetables. It differs from Bug Death in its use. Bug Death Aphis is made to kill plant lice, aphis and all kinds of sucking bugs such as flea bugs on tobacco. It is absolutely harmless to human beings, but sure death to the bugs. It is an aid to plant growth, and will help keep the plant free from disease. When ordering be certain to write out the full name Bug Death Aphis.

Price, 12-oz. box, 25c postpaid.

613.—**DRY LIME SULPHUR.**—Used to control the San Jose Scale on peach, plum and all stone fruits. It is put up in powdered form and can be readily mixed with water as needed. Saves a large part of the freight in shipping and is otherwise cheaper than the liquid.

For the dormant spray against such troubles as San Jose Scale, Oyster Shell Bark Louse, etc., use 15 lbs. of Dry Lime-Sulphur to 50 gallons of water.

For summer spraying against fungus diseases, such as Apple Scab, etc., on all seed fruits, such as apples, pears, quinces, etc., use from two to three pounds of Dry Lime-Sulphur to 50 gallons of water in combination with the usual proportion of Dry Powdered or Paste Arsenate of Lead.


For the summer spray on all stone fruits, such as peaches, plums, etc., use from one to one and one-half pounds to 50 gallons of water in combination with the usual strength of Arsenate of Lead. Price, 1 lb. 45c; 5 lbs. \$1.50; 10 lbs. \$2.75 postpaid.

614.—**CUT WORM KILLER.**—For use as a poison bait against cut worms and slugs which do so much damage to young plants. It is easy to use. Just drop a very small quantity near each plant. It is prepared so as to attract the worms, and once they get it, you will have no more trouble with them. Price, per lb. 35c by express.

615.—**FISH OIL SOAP.**—This is a contact insecticide for soft-shell or sucking insects. It is not poisonous, and is sure death to plant lice and similar sucking bugs. One pound makes 8 to 10 gallons of spray. To one pound of soap add one-half gallon of hot water. When the soap is thoroughly dissolved add from 7 to 9 gallons of cold water. Fish Oil Soap is much safer to use on very tender plants than Kerosene Emulsion, since the kerosene often damages a plant where it is applied too strong. This can be sent through the mails. Price, per lb. 35c postpaid.

616.—**POWDERED HELLEBORE.**—This is a powdered substance made from the roots of Hellebore. It is not poisonous to human beings, but is instant death to insects. It is especially desirable to use on cabbage and other fruits and vegetables when almost ripe. Apply dry just as it comes from the package with a dust gun. It can be sent through the mails. Price, per ½ lb. 50c postpaid.





Champion Dust Gun

not need to mix any more than is needed for one application.

For use on seed fruits, such as apples, pears, quinces, etc., we recommend three to four pounds of Insecto to fifty gallons of water.

On stone fruits, such as peaches, plums, cherries, etc., use only two to three pounds to fifty gallons of water.

For general use on vegetables, such as cabbage, beans, asparagus, we recommend three to four pounds to fifty gallons of water. For spraying potatoes, we recommend five to six pounds to fifty gallons of water. Price—5-lb. package, \$2.50; 10-lb. package, \$4.50; 25-lb. package, \$10.00 by express.

611-ARSENATE OF LEAD

This is the standard poison for tobacco worms and is recommended by the Department of Agriculture for this work. On small tobacco apply three pounds per acre, and on large tobacco use five pounds per acre. Apply with a good dust gun that distributes the poison evenly over the entire field. Poison should not be applied when the tobacco is wet with dew. In the middle of the day when there is no wind to bother is the best time. Never put on enough to make the leaf show white. Set the dust gun so that it throws a heavy cloud of dust free from lumps and walk at a moderate gait, pausing just a moment at each plant. Two applications will generally keep the tobacco free from worms, but in some cases more will be needed. Watch the tobacco after spraying, and when you see another crop of worms coming on spray again. Spraying is the cheapest and most economical way to worm tobacco. It not only kills all of the worms, but takes away the hardest part of the work on the tobacco crop. One dust gun will go over ten acres of tobacco per day. Arsenate of Lead is a light fine powder and is to be used just as it comes out of the package. Never mix it with ashes, lime or other carriers. Arsenate of Lead in this dry form also makes the most economical spray for fruit trees, vegetables, etc., where a poison is needed to kill chewing insects. It mixes readily with water, and one pound will make from twenty to twenty-five gallons of spray. Price—1 lb. 50c; 5 lbs. \$2.25; 10 lbs. \$3.85; 25 lbs. \$8.50; 50 lbs. \$16.00; 100 lbs. \$30.00, by express or freight.

FARMOGERM

This recognized standard of seed inoculants insures the growing of bigger crops by making poor soil *good soil*. It is *always fresh*—the only culture sold in the bottles with the patented stopper which enables the bacteria to breathe the air, insuring long life without deterioration.

FARMOGERM is a culture of only high-bred nitrogen-fixing bacteria. It replaces essential elements in the soil in an effective and economical manner.

FARMOGERM, used on your seed, furnishes Nitrate to the plants. It increases their growth and enriches the soil. When the seeds sprout the bacteria enters the root and makes large supplies of Nitrate, which benefit greatly the growing crop and the crops that follow. Soils can be built up to a high standard of fertility at small cost and little labor. Assures substantial saving in your fertilizer bill.

FARMOGERM means increase in all legume crops, such as peas, beans, alfalfa, clovers, peanuts, vetches. It makes possible the growing of two crops at the same time, each helping the other.

FARMOGERM is simple to apply, it being necessary only to fill the bottle three-quarters full of water, shake thoroughly to break up the jelly, sprinkle on the seed until all or moistened, permit the seed to dry, and then plant in the usual way.

Price— $\frac{1}{4}$ Acre Size 50c; 1 Acre Size \$2.00; 5 Acre Size \$8.00 postpaid. Be certain to state for what crop you want Farmogerm when ordering.



SEED INOCULATION



SEED IRISH POTATOES

SELECT MAINE GROWN STOCK

Irish Potatoes, like all other seeds, have their native growing sections. In these sections the seed will grow better, freer from disease, and make better seed stock in every way. I have learned from experience that it pay to produce seeds in the sections where they grow best, and I follow this policy on all lines of seed. My Irish Potato seed are produced in Maine, and I believe them to be the best seed stock obtainable. Some people think a potato is a potato, no matter where it is grown. It may be. But no potato is a seed potato unless it is grown in Maine.

475.—**IRISH COBBLER.**—By far the best variety I list. It is not quite so early as the sunlight and Bliss, but grows larger, gives a better yield, and produces potatoes of much larger size and more handsome appearance. The potatoes are large, very smooth, pure white, mealy, and keep unusually well.

476.—**EARLY ROSE.**—A standard variety that is known to practically every gardener. It is second early, but in the home garden it can be used for early planting. Very prolific. Potatoes large, smooth, white skin; flesh streaked with a tinge of red.

479.—**GREEN MOUNTAIN.**—Late, grows large, has white skin and flesh. This makes an excellent kind for storing for winter use.

477.—**RED BLISS.**—An extra early white potato, having a red skin. This variety is very popular throughout North Carolina for early planting. It matures its fruit before making a bloom. The potatoes range from small to medium size, have white meat, a comparatively smooth and pinkish red skin.

478.—**BLISS TRIUMPH.**—Similar in general appearance to the Red Bliss. Among the first to mature; grows to a medium size, has white meat and red skin. A popular market variety.

ABOUT PRICES ON POTATOES

At the time this catalogue is written I cannot tell what the prices on potatoes will be. I enclose in every copy an insert giving prices on all field seeds. The prices on potatoes will be found on this insert, or can be obtained at any time by asking for my price list.

455-100-DAY VELVET BEANS

The velvet bean is an excellent soil improver as well as one of the heaviest producing pasture crops. It can also be grown for hay when sowed with Corn, Sorghum, Soy Beans or some support crop. It makes a rank growth of vines and when allowed to mature produces an abundance of pods. As a soil improver the velvet bean is far ahead of the Cow Pea or Soy Bean, owing to the fact that it makes so much more growth of vine and the nitrogen added to the soil is in proportion to the vine growth. As a pasturage crop it has few equals. The general plan when planting for pasturage is to plant with Corn or Sorghum, dropping the beans along in the rows with them. The vines run up on the Corn or Sorghum stalks and in the fall the cattle or hogs may be turned in and will keep fat. One-half bushel of velvet beans with one gallon of corn or five pounds of Sorghum seed will plant an acre. When sowed broadcast for hay, the beans should be sowed with some support crop. For this ten pounds of Sorghum and one-half bushel of velvet beans or one-half bushel of velvet beans and three pecks of soy beans per acre. Do not attempt to plant velvet beans until about May or after the ground has become warm. This 100-Day or Early Speckled variety is the earliest one known and much to be preferred over the later kinds.

Price—Pkt. 10c; lb. 20c postpaid. See Field Seed List for bulk lots.

Benefits of FARMOGERM are two-fold. First, it increases the inoculated crop; secondly, FARMOGERM improves the soil for future crops.



Field of Sweet Clover

408—BOKHARA, WHITE SWEET CLOVER

Those worn out spots on your farm can easily be brought back into cultivation by sowing in Sweet Clover. This clover will grow almost anywhere, and it adds nitrogen to the soil, and its roots go down into the subsoil and break it up, carrying off the water and adding humus to it. In a few years this clover will bring these spots back into cultivation and have them inoculated for alfalfa. Good grazing for cattle and an excellent thing for bees. Just cut the soil with a disc harrow, sow 20 lbs. of seed per acre, and cover with a light harrow. I offer only clean scarified seed.

408.—WHITE BOKHARA or SWEET CLOVER.—Pkt. 10c; lb. 30c postpaid. See Field Seed Price List for revised prices.

404—CRIMSON CLOVER

Crimson Clover is a wonderful soil improver, but it cannot improve your soil until you have given it sufficient plant food to make a good growth. Success is just as certain with Crimson Clover as it is with any other clover if you start it right. Prepare the land thoroughly and allow it to stand until a rain comes to make it firm. Then harrow to pulverize it again and sow the seed just as soon after the rain as possible. It is better to sow Crimson with Rye or Oats, using 15 lbs. of Crimson and three pecks of Rye or Oats per acre, and covering these with a light harrow. The rye or oats protects the clover during the winter and helps in curing the hay. Appler Oats, Winter Rye, or Abruzzi Rye will go with clover. And if you expect success with Crimson, fertilize your land. If it be very poor put down enough fertilizer to make a good crop. If the land is in fairly good condition just a little fertilizer may be used, but on very thin land a good fertilizer and one containing some nitrogen should always be used. Crimson may be seeded from July to October, either by itself or with rye or oats. Seeding may be done at the last working of corn, cotton, or some such crop, and in this manner you can gradually build up the soil, even though you crop it continually. A crop of Crimson Clover turned under adds from \$30 to \$50 worth of fertility to every acre, and you can graze it all winter and still get this value in the green fallow. If you remove the abuses to which Crimson Clover has been subjected and seed it like you would your other hay crops, you will find it one of the most profitable of all. It is a good plan to inoculate Crimson Clover seed. When sowed alone use 20 lbs. of seed per acre.

Write for prices.

405—WHITE BLOOM CRIMSON CLOVER

This differs from the red bloom only in the time in which it matures. It is about ten days or two weeks later than the red and goes better with the later oats and ryes. The red is better to sow where corn is to follow the clover, but for early hay this makes an excellent sort. Seed of this clover have been very hard to get for a number of years, but I have hopes of being able to supply it this season.

Write for prices.

Whether you plant Crimson Clover for its fertilizing or feed value, be sure and inoculate with FARMOGERM.



Alfalfa

401-ALFALFA

This has long been recognized as the most profitable hay crop that can be grown. It yields more tons and better hay than any crop that we can sow. Getting it established is somewhat difficult, but once it gets a start on your farm, a small acreage will produce sufficient hay for all your livestock. And nothing in the world is better feed than alfalfa hay. It is especially good for horses, cows, hogs and poultry, and no farm can afford to do without some alfalfa. In order to make a good crop of alfalfa there are some important facts to observe. First the soil should be well drained, and it is better for it to be a stiff soil containing a good proportion of clay. Second, an application of lime should be made, using from one to two tons per acre, because alfalfa will not grow on sour land. Third, in selecting the spot for alfalfa be certain to pick out land that has a deep soil to admit of the long roots going down. If the land is underlaid with sandstone or rock it will not make a successful field. If it be possible, some smother crop, such as cow peas, soy beans, buckwheat, or any crop that kills grass should precede the alfalfa. Break deep during the early summer, and harrow every week or ten days so as to kill all weeds and grass. If the soil is not very rich apply a good grade of commercial fertilizer running high in Phosphoric Acid low in Nitrogen, and with a good part of Potash in it. Harrow this into the soil with a light harrow just before seeding. About Febru-

ary 15th or September 1st is the best time to seed, but it may be done from January to March or from August 1st to September 15th with fair chances of success. Sow the seed at the rate of 20 to 30 pounds per acre and cover with a light harrow or brush. And always inoculate the seed before sowing. Alfalfa gives from three to five cuttings per year, and it should always be cut just as the shoots of the second crop begin to push up around the roots. By examining the plants it is easy to tell when cutting should be done. Never allow the second crop to get high enough for the mower to cut it when you cut the first crop. Sow "Perfection" Brand Alfalfa only. Nothing but the best will do for this crop. The seed represents an investment which will yield for years. If the seed are full of weeds your investment is a poor one. "Perfection" Brand Alfalfa may cost a little more to begin with, but they yield you more in the end.

401.—"PERFECTION" BRAND ALFALFA.—Price, pkt. 10c; lb. 45c postpaid. See Field Seed Price List for prices on bulk lots.

409-WHITE DUTCH CLOVER

A valuable little clover for sheep and cattle pasture, improving and holding the soil together, and for sowing on lawns. Makes a low compact growth that covers the soil. Excellent for putting in pasture mixtures. Sow 5 lbs. per acre.

409.—WHITE DUTCH CLOVER.—Price—Pkt. 10c; lb. 65c postpaid. See Field Seed Price List for prices on bulk lots.

402-ALSIKE CLOVER

This clover has a distinct advantage over either the Red or the Sapling for grazing. It is hardier and will stand more grazing than either of them. And for sowing on wet or low lands it is better than either the Red or Sapling, because it stands the wet soil better. For hay its yield is not quite so great as the Red and Sapling, but it makes better quality of hay than either of them. The stalks are not so large, therefore the hay cures easier and stock eat it better. Alsike Clover matures about the same time of Sapling, some ten days or two weeks later than the Red. Sow and handle it in all respects like Sapling, but it does not require so many pounds of seeds per acre. Seed at the rate of 7½ lbs. per acre.

402.—"PERFECTION" BRAND ALSIKE CLOVER.—Price, pkt. 10c; lb. 50c postpaid. See Field Seed Price List for prices on bulk lots.



Alsike Clover

Never plant Alfalfa or Sweet Clover without inoculating with FARMGERM. This is as important as being sure your soil is sweet.



Clover, Red

406—RED CLOVER

A standard clover which every farmer knows. It yields a big crop of hay, good pasturage, and builds the soil. For pasturage I think that Alsike will be better, but for Hay this cannot be bettered. It ripens with Tall Meadow Oat Grass, Orchard Grass, Italian Rye Grass, and all of the earlier grasses. Should be put in mixtures with these when sowed for hay. When sowed with grass use 8 to 10 lbs. of clover per acre. When sowed alone use 10 to 15 lbs. per acre. Can be seeded from January to March or from August to October, and will succeed on almost any soil that will produce clover. Gives two cuttings per year in most sections, and will last for several years.

406.—RED CLOVER.—Price, pkt. 10c; lb. 45c postpaid. See Field Seed Price List for prices in bulk.

407—SAPLING OR MAMMOTH CLOVER

Exactly like the Red Clover except in the time in which it matures. This clover is later and said by experts to grow larger than the Red. It matures along with Herds Grass, Timothy, Meadow Fescue, etc. One of the best mixtures I have ever used was made up of 6 lbs. Herds Grass, 10 lbs. Timothy, and 10 lbs. Sapling Clover per acre. This is my favorite mixture on Hyco and yields a big crop of excellent hay. Sow 8 to 10 lbs. Clover when mixed with grasses, or 10 to 15 lbs. when seeded alone.

407.—SAPLING CLOVER.—Price, pkt. 10c; lb. 50c postpaid. See Field Seed Price List for bulk prices.

410—LESPEDEZA OR JAPAN CLOVER

The most valuable clover of all for renovating soils that will not produce a profitable crop of anything else. Where other clovers can be grown profitably, I advise using them to build up the soil but there are many fields that will not produce the other clovers and it is for just such spots as these that Japan clover is recommended. For shaded pasture it is also of great value. On light poor land, even though it be extremely dry a good stand of Japan clover can be had in two years. Does not have to be seeded every year because it reseeds itself. Still it is not objectionable, because it can be easily destroyed by putting the land in some clean culture crop as tobacco, cotton, or corn. Japan clover does not make sufficient growth to cut for hay except in the far South. I know from my own experience that there are many farmers now needing just such a clover as this. Hardly a farm can be found that does not have some worn out and worthless soils. Don't let them stay in this condition. Seed down in Herds Grass and Japan Clover during the months of March and April and turn the cattle in on it to graze. In a few years you will have this soil back into cultivation. Little preparation is needed for Japan Clover and it affords excellent grazing. It is best to sow with another crop especially where it is wanted for pasturage, because it may not make much growth the first year and if sowed with some other crop, there will be enough grazing the first year to make it profitable. Herds Grass is the best thing to sow with it. Seed 10 lbs. Japan Clover and 6 lbs. Herds Grass per acre.

410.—LESPEDEZA or JAPAN CLOVER.—Price, Pkt. 10c; lb. 45c. See Field Seed List for prices on bulk lots.

403—BURR CLOVER

It is a great soil improver and will stand for years holding the soil together and building up a store of Nitrogen in it. The seed offered are Southern grown, in the burr, and carry their own inoculation. It is easier to get a stand with these than with the hulled seed. Soak for several hours in lukewarm water before sowing, so as to hasten the germination, and sow two bushels (20 lbs.) per acre.

403.—BURR CLOVER.— Price, pkt. 10c; lb. 20c postpaid. See Field Seed Price List for bulk prices.



Sapling Clover



Herds Grass

420—HERDS GRASS

(RED TOP)

In the tobacco growing sections, especially where bright tobacco is grown, this is a most valuable grass. Sowed in the fall and grazed for a year, then turned under, it makes a most valuable fallow crop. The land then produces an excellent grade of bright tobacco. Herds Grass is the blue grass of the South. It grows almost anywhere, and will make the best of grazing. It does not improve the soil except to hold it together, and adds humus, but is valuable in this respect. When sowed for hay, it should always have some timothy or clover mixed with it. As a hay it is of good quality, but nothing extra when sowed alone. By seeding Herds Grass and Clover together the soil is held together and improved at the same time. Herds Grass should go into every pasture mixture. Sow from January to April or July to December at the rate of 6 lbs. per acre if seeded alone, or 4 to 5 lbs. with other grasses or clovers.

420.—HERDS GRASS.—Price, pkt. 10c; lb. 25c postpaid. See Field Seed Price List for prices on bulk lots.

421—TIMOTHY

This is the most valuable hay grass grown. Its hay is the most nutritious and stock relish it. Timothy should always be sowed on good land, because it is a rather hard feeder and will not make much hay on thin soils. By sowing Sapling Clover or Alsike Clover with the Timothy the soil is kept in good condition and a larger yield of hay is secured. When sowed alone sow 15 lbs. per acre. With clover or other grasses sow 10 lbs. per acre. Seeding may be done from January to March or from July to November.

421.—TIMOTHY.—Price, pkt. 10c; lb. 25c postpaid. See Field Seed Price List for prices on bulk lots.

424—TALL MEADOW OAT GRASS

A most valuable grass for seeding with Alfalfa and Red Clover. It produces a big crop of early hay or excellent pasturage. In growth it is tall and leafy with slender fine stalks. It never grows wild and rough. It stands adverse conditions much better than most other grasses, and stays green from early spring until frost, producing two crops of hay per season or pasture almost the year round. An ideal pasture mixture is 5 lbs. Alfalfa, 11 lbs. Tall Meadow Oat Grass, 14 lbs. Orchard Grass, and 6 lbs. Herds Grass. Or 8 lbs. Red Clover may be substituted in place of the Alfalfa. This mixture may be sowed and cut for hay for a season or two and then pastured. Tall Meadow Oat Grass seed weigh only 11 lbs. per bushel and should be seeded at the rate of two bushels per acre when sowed alone, or one bushel per acre in mixture.

424.—TALL MEADOW OAT GRASS.—Price, pkt. 10c; lb. 40c postpaid. See Field Seed Price List for prices on bulk lots.

422—ORCHARD GRASS

On a rich loamy soil, Orchard Grass will make heavy turf just like Blue Grass does on the limestone soils. None of the grasses adapted to sandy or loamy soils will make a better turf or finer grazing than Orchard Grass. But even this when seeded for pasture should have some Herds Grass or Meadow Fescue mixed with it. One bushel (14 lbs.) of Orchard Grass and 6 lbs. of Herds Grass per acre. Or if a heavier sod is desired add 10 to 15 lbs. Meadow Fescue to this mixture. When sowed for hay Orchard Grass should always be mixed with Red Clover. As a pasture grass it may be mixed with Alsike, which is the best clover for grazing. In order to maintain a perfect Orchard Grass sod every spring, the bare spots in the field should be covered with manure and reseeded. In this manner an excellent pasture may be maintained at a very small expense. Sow from January to March or from July to November alone at the rate of two bushels (28 lbs.) per acre; in mixture, one bushel (14 lbs.).

422.—ORCHARD GRASS.—Price, pkt. 10c; lb. 30c postpaid. See Field Seed Price List for prices on bulk lots.



Kentucky Blue Grass

423—KENTUCKY BLUE GRASS

This is by far the best pasture grass that has ever been known, but it is hard to get it started in certain sections. In other sections it is natural and can easily be grown. It should be used in every pasture mixture, especially if the mixture is to be sowed on a stiff soil. Blue Grass is naturally a limestone grass, and if the soil be thoroughly limed and prepared as directed for alfalfa a stand may be obtained by farmers who do not live in the limestone section. Grazing improves it and makes it come thicker, and it will give good pasturage almost the entire year. If seeded alone sow two bushels (28 lbs.) per acre, and it should be sowed in the early spring or fall.

423.—KENTUCKY BLUE GRASS.—Price, pkt. 10c; lb. 35c postpaid. See Field Seed Price List for prices on bulk lots.

425—ITALIAN RYE GRASS

For quick pasture or hay crop nothing is better than Italian Rye Grass. It is one of the first to come out in the spring, and can be cut for hay during May. A good plan for fall sowing is to seed this grass with Crimson Clover, the red bloom kind. It makes better hay than either rye or oats, and will come inwith the clover and help cure the hay. When sowed this way use 15 lbs. Clover and 20 lbs of Italian Rye Grass per acre. This grass is a valuable addition to any pasture mixture, because it comes early and will admit the stock to the pasture several weeks earlier. Sow from January to March, or July to October at the rate of 30 lbs. per acre if seed alone, or 20 lbs. per acre in mixture. It requires a moist rich soil.

425.—ITALIAN RYE GRASS.—Price, pkt. 10c; lb. 25c postpaid. See Field Seed Price List for prices on bulk lots.

426—PERENNIAL RYE GRASS

A fine pasture grass that is especially adapted to lands too wet for Timothy, Orchard Grass, etc. It should be used in pasture mixtures, and for sowing lowland mixtures it should form the basis of the mixture. If clover is desired add 5 lbs. of Alsike Clover with 25 lbs. of Perennial Rye Grass, and you have an excellent lowland pasture. If seeded alone sow 30 lbs. per acre. Like the Italian Rye Grass, this should be seeded early in the spring or fall. It comes early in the spring, and this grass is perennial and will make a permanent pasture.

426.—PERENNIAL RYE GRASS.—Price, pkt. 10c; lb. 25c postpaid. See Field Seed Price List for prices on bulk lots.



Meadow Fescue

427—MEADOW FESCUE

Also known as Randall Grass, and a most useful grass for either hay or pasture. Its long roots penetrate deep into the soil and make it a good grass for dry weather grazing. It is hardy and will stand the severest weather, and in the South it remains green throughout the winter and will furnish winter pasturage. 10 lbs. added to a pasture mixture will prove useful in winter or dry weather. If seeded alone sow 30 lbs. per acre. Seeding should be done from January to March or July to October.

427.—MEADOW FESCUE.—Price, pkt. 10c; lb. 50c postpaid. See Field Seed Price List for prices on bulk lots.

429—SUDAN GRASS

A new grass that is becoming very popular for a quick growing hay crop. It has been given a rigid test on Hyco, with the following results: It grows on rich land to a height of eight feet, yields as much as four tons of hay per acre, is said to rank next to Alfalfa in food value, and is greatly relished by stock of all kinds. It belongs to the Sorghum family, produces its first crop in about six weeks from seeding, and when seasonable can be cut from three to five times per year. It is an annual; therefore, is no trouble to get rid of. Sow like Sorghum or Millet, either broadcast or in drills, at the rate of five pounds per acre in drills, twenty pounds per acre broadcast. Seeding should not be done until all danger of frost is past. The soil should be rich, either clay or loam. The hay should be cut just as soon as the heads are well out and before the seeds form. Some people claim that Sudan Grass is rather hard on land, but my tests have not proved this. While it is a strong and rapid feeder, I do not think that it materially injures the soil upon which it is grown.

429.—SUDAN GRASS.—Price, Pkt. 10c; lb. 25c postpaid. See Field Seed Price List for prices on bulk lots.



Perennial Rye Grass



A mixture is much more desirable than any one kind of grass or clover sowed alone. A mixture gives more hay and better hay, and it is much easier to get a stand with mixed grasses and clovers than it is when any one is seeded alone. In making up the mixtures listed below I use only "Perfection" Brand seeds, the very best that I can secure. My mixtures are the pride of my Field Seed Department. They have given excellent results for years, and from a business standpoint, if for no other reason, I could not afford to cheapen them by using low grade seed. In making up the formulae for these I have relied upon my own experience to a great extent, and in addition I have consulted some of the largest and most successful farmers in the South. These mixtures are designed to suit your soil, your climate, and your needs. If you want to put some hay money in your pocket next year, sow a "Perfection" Brand Mixture this fall.

452.—MIXTURE No. 1.—HIGHLAND PASTURE

Composed of

Italian Rye Grass	Alfalfa
Red Clover	Orchard Grass
Tall Meadow Oat Grass	Red Top or Herds Grass
Alsike Clover	Kentucky Blue Grass
	Perennial Rye Grass

453.—MIXTURE No. 2.—HIGHLAND HAY

Composed of

Orchard Grass	Red Clover
Tall Meadow Oat Grass	Italian Rye Grass
Perennial Rye Grass	Timothy
	Red Top or Herds Grass

454.—MIXTURE No. 3.—LOWLAND PASTURE

Composed of

Timothy	Italian Rye Grass
Red Top or Herds Grass	Tall Meadow Oat Grass
Alsike Clover	Perennial Rye Grass

455.—MIXTURE No. 4.—LOWLAND HAY

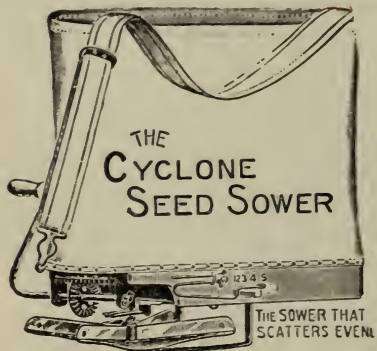
Composed of

Timothy	Perennial Rye Grass
Sapling Clover	Tall Meadow Oat Grass
Italian Rye Grass	Red Top or Herds Grass

Prices are quoted on our current Field Seed Price List. If you do not have a copy write for it.

All of these mixtures should be seeded between February 1st and April 1st at the rate of thirty to thirty-five pounds per acre.

623-CYCLONE SEEDER



This is a very light machine of simple construction used for sowing all kinds of seeds—Wheat, Oats, Rye, Barley, Grass, Clover, Vetch, Rape, Beans, Peas, and in fact anything that has to be sowed can be handled in this one machine. The adjustment for the different kinds of seeds is in easy reach and can be made by anyone in two minutes. I have tried many different makes of seeders, but have never found any that did better work than this. From actual experience in my own fields, I consider this the most economical and practical machine that has ever been placed on the market. Distributes evenly and cannot clog.

Price, \$3.00 each postpaid, or \$2.75 each by express.



SLATE’S HOG PASTURE MIXTURE

Hogs Cannot Be Grown Profitably Except Where An Abundance of Green Pasture is Supplied Them. With Good Pastures Hogs Become One of the Farmers’ Most Profitable Lines.

Put the hogs out into a good pasture. Save the corn and ground feed until winter. In this way, you will realize a neat profit from raising hogs, but there is no money in raising hogs from bought feed.

I have two mixtures which I have found to produce an abundance of good green food which will keep the hogs in good growing condition and carry them through the summer with practically no expense.

Every hog raiser should have a piece of land seeded in both of these mixtures. The number one will come in for early grazing and the number two will follow for the summer grazing. The two will carry your hogs through the summer if you sow sufficient land to care for what hogs you have. One acre of land should carry one hog through the summer. In other words, one acre seeded in Mixture number one and another acre seeded in Mixture number two should take care of two hogs throughout the entire summer. Regardless of whether you raise hogs for market or just for home use, you should see that they yield you a profit. And nothing will increase the profits from hogs more than good pastures.

456.—MIXTURE NO. 5

Composed of

- Oats
- Rape
- Canada Field Peas

Seed this mixture at the rate of 100 pounds per acre. Seeding should be done during February or March, and it will be ready for grazing the latter part of April or the first of May.

See Field Seed Price List for prices.

457.—MIXTURE NO. 6

Composed of

- Cow Peas
- Soy Beans
- Sorghum

Seed this mixture at the rate of 100 pounds per acre. Sow about corn planting time or the latter part of April to the first of May. Should be ready for grazing by July.

See Field Seed Price List for prices.

SLATE SEED CORN

417.—**WHITE CAP YELLOW DENT.**—This is undoubtedly one of the earliest of the yellow corns. It produces in about eighty days and makes a splendid yield. Stalks grow large and rather tall, bearing one to two ears.

Ears are large and eight to ten inches long. Grain long, rather narrow, and firmly set into a small white cob. The body of the grain is a pale yellow while the cap is white. For very late plantings on either high or low lands nothing better can be had than this and it also makes a good variety for planting for green food, since it matures its crop so early.

Price—Pkt. 10c. See Field Seed List for bulk lots.

414.—**EARLY WHITE DENT.**—This is an extra early white corn, producing a good crop in about seventy-five to eighty days. The stalks grow rather large and about eight feet high, bearing one to two good ears that average about seven to eight inches in length. Where a white corn is wanted and early maturity is essential, this variety has given entire satisfaction.

Price—Pkt. 10c. See Field Seed List for bulk lots.


416.—**IOWA GOLD MINE.**—An early yellow dent corn producing a good crop in ninety days. The stalks are of medium size and height and produce from one to two good ears. Grain long and firmly set into a small red cob. This is a good variety for planting on lowlands.

Price—Pkt. 10c: See Field Seed List for bulk lots.

488.—**COCKE'S PROLIFIC.** — A heavy yielding white corn that is very popular for growing on rich land. Stalks grow very tall and bear from one to five short, medium-size ears. Grains are of medium width. It is very firm and a good keeper.

Price—Pkt. 10c. See Field Seed List for bulk lots.

415.—**IMPROVED GOLDEN DENT.**
—An early yellow corn that produces mature corn within ninety days after planting. Stalks grow to a medium size and height. The ears are of medium



Virginia White Dent Corn

depth, rather wide and of a golden yellow color. This corn is especially recommended for planting on land subject to overflow. Price—Pkt. 10c. See Field Seed List for bulk lots.


411.—**HICKORY KING.**—Known to many growers as the poor man's friend, since it is thought that it will produce a better yield on poor land than any other variety. Stalks grow tall and produce from one to two unusually long, slender ears. The grains are very wide and deep, set into a small white cob. One grain will cover the butt of the cob. Price—Pkt. 10c. See Field Seed List for bulk lots.

HOW TO HANDLE SEED CORN

During the spring, about the time the heaviest shipments of seed corn are going out, the germ of the corn is very active and if you are not careful in handling it, it will lose its germination before planting time. Upon receipt of a package of seed corn, open it and if possible spread in a cool, dry place. If it cannot be spread, just open the package and place in some cool room until you are ready to plant.



Imp. Golden Dent Corn



Boone County Corn

variety, which grows a large, high stalk, bearing its ear about middle way. The ears are long, heavy, hanging down, and have a medium size white cob. The grains are of medium width, deep and firmly set into the cob. Rather early, and on account of its large ears makes a good yield. It is safe and reliable.

Price—Pkt. 10c. See Field Seed Price List for prices on bulk lots.

413.—**SOUTHERN PROSPERITY.**—This is an early maturing white corn, adapted to either high or low lands. The stalks grow rather large and high, bearing an abundance of fodder. Its large stalk, fodder and good yield of corn make it an ideal variety to plant for ensilage. The stalks have strong stay roots that hold them upright through almost any kind of wind storm. The ears are produced a little below the middle of the stalk, sufficiently high to make it a good variety for lowlands subject to overflow, and low enough to make it a good sort for highlands. The shucks extend entirely over the ear and are tightly closed at the silk end or tip, which serves as a protection to the ear and prevents rotting before harvest. When shucked, the ears are of medium size to rather large and very long. The ears run from two and one-half to three inches in diameter and from eight to ten inches long, and are always uniform in size. The cob is of medium size and white. The grains are rather wide, medium long, and firmly set into the cob. This corn combines the ideal qualities for the general farmer.

Price—Pkt. 10c. See Field Seed Price List for prices on bulk lots.

489. — **ENSILAGE.** — The best and most popular of ensilage corns. The stalks grow unusually large and make a dense growth of fodder.

Price—Pkt. 10c. See Field Seed Price List for prices on bulk lots.

412. — **BOONE COUNTY.** — A corn that has won a wide reputation. It was introduced several years ago and bred for a prize winner. So far it has taken more prizes at our fairs and corn shows than any other sort. Stalks grow very tall, are large, and produce an abundance of fodder. The ears are long, large and solid. Grains rather narrow and deep set into a rather large white cob. It has won innumerable prizes on its yield, and for a strong, rich soil it is a most desirable sort. My strain of this variety comes from a man who has won fame as a corn grower, having taken practically every State prize for several years, and on several occasions has won the National cup. I do not believe that purer and better corn can be had at any price.

Price—Pkt. 10c. See Field Seed List for prices on bulk lots.

486. — **VIRGINIA WHITE DENT.** — This is an old Southern variety of unusually good merits. It has been grown all over the South for years, and a better corn is hard to find. It is a single-ear



Early White Dent Corn



SEED OATS

WINTER VARIETIES

462.—**APPLER OATS.**—The best rust proof winter oats that can be obtained. It is one of the first to mature in the spring, and is ready to cut before the Gray Winter ripens. A good plan for farmers having considerable acreage to sow in oats is to sow part of them in Appler and the remainder in Gray Winter. In this manner the harvest period is carried over more time and the rush is greatly relieved. Appler Oats go better with Crimson Clover than any other variety. Its heads are in the milk stage just as the Crimson is ready to cut. The growth is large with bunchy heads which produce an enormous yield of grain. The stalks are large and upright and grow to a height of 5 to 6 feet on good land. See Field Seed Price List for prices.

463.—**RED RUST PROOF OATS.**—A good winter oat that has been found especially valuable for sowing on low or wet lands. It is as near rust proof as any oat can be, and makes a big yield. Hardy and stands the winter in fine shape. Not quite so early as the Appler, but may be used with Crimson Clover. See Field Seed Price List for prices.

464.—**GRAY WINTER or TURF OATS.**—This is the most popular winter oat that has ever been grown in the South. Makes excellent winter grazing and a big yield of grain. It is claimed by some

farmers that this oat will stand more cold weather than any other, but my experience shows that the Appler will stand just as much as this. May be sowed with the White Bloom Crimson Clover or with Red Clover, and this gives some of the very best hay. In growth it is spreading and bunchy with large heavy heads. See Field Seed Price List for prices.

SPRING VARIETIES

465.—**WHITE SPRING.**—A standard variety that is very popular in some sections. Some farmers take it in preference to Black Spring. Its yielding qualities are good. See Field Seed Price List for prices.

466.—**BLACK SPRING.**—This variety is noted for the heavy, solid seed it makes, and it is said by some farmers to outyield any other spring oat. The seed are dark, not solid black. See Field Seed Price List for prices.

467.—**BURT or NINETY DAY.**—This is my favorite of the spring oats. It is a very early variety, making large, bunchy heads, and my experience has led me to believe it to yield better than any other variety. This variety is well adapted to our Southern needs, and often succeeds where other sorts make a failure. For a sure crop and a heavy yield, I can recommend this variety. See Field Seed Price List for prices.

431-HAIRY OR WINTER VETCH

Few of our legume crops have such a wide range of uses or such a great value as vetch. It will grow on almost any kind of soil, is one of the greatest of soil improvers, will reseed itself, and makes an enormous yield of the very best quality hay. The improvement to the soil will more than repay any farmer for the cost of seeding it and the hay or grazing comes as profit. Hairy Vetch is the only one of the winter vetches that is hardy enough to stand the winters of Virginia and North Carolina. Other so-called winter vetches may be all right for the far south but we cannot use them profitably up here. Hairy Vetch is hardy and will withstand our cold weather. For fall seeding it may be put in from August to October. Spring seeding should be done just as soon as the soil can be worked, not later than March 15th. Sow 20 lbs. per acre with one bushel of oats or rye to hold the vines up.

Price—Pkt. 10c; lb. 25c postpaid. See Field Seed List for bulk lots.

Always inoculate vetches with FARMOGERM; compare it with some uninoculated and see the difference.



Teosinte

easy matter for any farmer to grow his own. The home made broom is much lighter and will last much longer than the ones we buy. Broom corn will make an enormous crop on any good rich soil and may be planted in drills like Sorghum or Kaffir Corn at the rate of two and one-half pounds per acre. Cultivate like corn. The stalks grow very tall and produce large bushy heads possessing a tough fiber. One pound of seed will produce enough brooms for the average family for a year.

Price—Pkt. 10c; lb. 25c postpaid. See Field Seed List for bulk lots.

432—JAPANESE BUCKWHEAT

Buckwheat is a great soil improver and will produce a good crop on very poor lands. It is especially desirable as a range for bees, makes one of the quickest and best smother crops to kill grass and weeds, and will produce a good crop of grain in about eight weeks from seeding. The grain makes good poultry feed or when ground makes the famous Buckwheat flour. Except when grown for the grain it may be seeded at any time between May and August at the rate of one bushel (48 lbs.) per acre. If grain is wanted sow during the late summer, about ten weeks before frost so that the grain will be formed in cool weather. Very rich soils will not make a good crop, therefore select some medium fertile or poor spot.

Price—Pkt. 10c; lb. 20c postpaid. See Field Seed List for bulk lots.

418—WHITE KAFFIR CORN

Kaffir Corn is extensively grown for forage and is especially desirable for poultry. When grown for forage the plants are cut before the heads mature and it is generally fed green, but may be cured. For poultry the crop is allowed to mature its seed and these heads are then given to the chickens. The seed makes one of the best of poultry feeds and will greatly increase the egg production. Kaffir Corn should be planted on a rich bottom, if possible, in drills three and one-half feet apart and the plants should be thinned to six or eight inches apart. Cultivate like corn. It will grow from eight to twelve feet high and the fodder may be stripped from the stalks and the seed saved for the poultry. Sow after danger of frost is past at the rate of three pounds per acre.

Price—Pkt. 10c; lb. 20c postpaid. See Field Seed List for bulk lots.

Inoculate your seed with FARMOGERM—It is always fresh.


443—TEOSINTE

This is an important feed crop in the South, but will not do much north of Virginia. Teosinte requires a rich, moist soil and a long growing period. It will yield more feed per acre than any other crop and the feed is high in nutriment. On good soils it will grow from seven to ten feet high and can be cut several times per year. After each cutting its stools and produces another crop heavier than the preceding. As a green feed it has few equals and when cut and dried it is far above corn fodder. Select a rich, moist spot, plow and prepare as for corn, and seed at the rate of three pounds per acre in drills. It should never be broadcast because the stalks cannot make their best growth unless they have plenty of room. In dropping the seed two or three should be dropped in a hill, hills being three and one-half feet apart. Seeding should not be done until late spring when all danger of frost is over and the ground has become warm. Cut before the fodder gets tough and coarse and it will make better feed. Frequent shallow cultivation, the same as given corn, will hasten its growth and increase the yield.

Price—Pkt. 10c; lb. 60c postpaid. See Field Seed List for bulk lots.

419—BROOM CORN

Good brooms are selling very high and it is an



Kaffir Corn

433-GOLDEN MILLET

(Or GERMAN MILLET)

As a quick hay crop millet is most valuable. It matures its crop within about sixty days from seeding, makes a large yield, and if cut at the right stage, the hay is of excellent quality. It is one of the few hay crops that can be seeded after wheat and oats to make a crop that year. Almost any good soil will grow it and very little preparation is needed. A good plan is to sow millet with cow peas. In this manner the yield of hay is increased and the fertility of the soil is kept up. Sow at any time between May and August at the rate of one bushel per acre if seeded alone or three peck of millet and one bushel of peas per acre. The hay should always be cut before the seed mature or just as the heads are in full bloom.

Price—Pkt. 10c; lb. 20c postpaid. See Field Seed List for bulk lots.

434-PEARL OR CATTAIL MILLET

This variety, which is also known as *Pencillaria*, is grown principally for green feed. A small piece of land near the horse barn will prove a most profitable investment if planted in Pearl Millet. On very rich soils it will grow very high and even on medium soils its growth is tall and luxuriant during the warm summer months.

Should be cut just as the heads commence to put out and other crops will follow. It stools each time it is cut and will continue to come until frost. Sow after the ground gets warm in the late spring or early summer at the rate of five pounds per acre. The seed should be drilled in rows three and one-half feet apart and given a light covering. Give frequent shallow cultivation until the plants are several feet high and then there is nothing to do but cut the feed as you need it.

Price—Pkt. 10c; lb. 35c postpaid. See Field Seed List for bulk lots.

SORGHUM

The sorghums comprise one of our most important forage crops and in addition to the excellent yield of forage, the syrup is of great value. For syrup plant Sugar Drip. It makes a better yield of syrup and gives a clearer color. For forage either Sugar Drip or Early Amber will do. The Sugar Drip contains more sweet sap, therefore runs higher in feed value than the Amber. Sow after danger of frost is past in drills three and one-half feet apart, using from five to eight pounds of seed per acre. Cultivate like corn and cut for forage when the seed are in the green stage. Sorghum makes a good thing to mix with Cow Peas, Soy Beans and Millet when sowing broadcast for hay. It improves the quality of the hay and aids in curing. When sowed in this manner use fifteen pounds of Sorghum with one bushel of the other seed per acre.

449.—SUGAR DRIP.—As a feed for horses and cattle this variety has no equal. Its sugar content runs high, thereby increasing its feed value. It is also the best variety for making syrup. Yields much more syrup than other sorts and the syrup is clearer, easier to make, and of better quality.

Price—Pkt. 10c; lb. 25c postpaid. See Field Seed List for bulk lots.

448.—EARLY AMBER.—The earliest of the sorghums and an enormous producer. On good soils it will grow to a height of ten feet and stool. Can be used for syrup making, but Sugar Drip is better for this purpose. The most desirable variety for forage since it makes a better yield and matures its crop early. Can be sowed broadcast at the rate of one bushel per acre or in a mixture with other seed.

Price—Pkt. 10c; lb. 20c postpaid. See Field Seed List for bulk lots.

We sell *FARMOGERM* where the nitrogen bacteria are bred up like high-bred cattle, a variety for every legume.



Golden Millet



Early Amber Sorghum



White Kidney Bean

Inoculate this
Seed with
FARMOGERM

PEANUTS

Peanuts will improve the soil like cow peas, fatten hogs like corn, and make hay almost as good as alfalfa. They are legumes and store nitrogen in the soil, thus improving it. For hog pasturage they have no equal. An acre in peanuts will fatten your hogs just as well as corn and you do not have to go to the trouble of harvesting them. The vines when cut yield a good crop of hay, that is almost as good as alfalfa hay. Shell the nuts and plant after the ground has become warm in the early summer or late spring. Drop two or three nuts to a hill, having hills ten inches apart. Rows should be three feet apart. Give frequent shallow cultivation working the soil up around the plants until the nuts begin to form. A light sandy soil produces the best peanuts.

445.—**SPANISH**.—This makes one of the most desirable varieties for hog pasturage. It outyields all others and the hogs will do the harvesting for you. The nuts are small but well filled. When grown for eating, it is a most desirable sort since its kernels possess a better flavor than those of the Virginia. Price—Pkt. 10c; lb. 20c postpaid. See Field Seed List for bulk lots.

446.—**VALENCIA**.—Is also known as the improved Spanish. It has all of the good qualities of the Spanish and is larger. Is good for either hog pasture or for growing the nuts for market. Makes long pods which often contain from three to five kernels. Has the good flavor of the Spanish and are comparatively easy to harvest.

Price—Pkt. 10c; lb. 25c postpaid. See Field Seed List for bulk lots.

447.—**VIRGINIA**.—This is a bunch variety and therefore can be grown closer together than the other sorts. Nuts grow very large and contain two kernels to the shell. One of the easiest of all to harvest and a desirable variety for any purpose.

Price—Pkt. 10c; lb. 25c postpaid. See Field Seed List for bulk lots.

SOUP BEANS

These beans are generally grown for using dry during the winter months and they will not make a snap on account of their tough fibrous hulls. As a winter bean, however, they are invaluable. Can be planted in missing hills of the corn, cotton or tobacco fields and allowed to remain on the vine until all pods are dry. Then the vines may be pulled up, allowed to dry, and the beans either beaten from them or shelled. It is best not to plant these beans until late in the season, because early plantings are almost always attacked by rust and do not yield very much. Plant from June 15 to July 15. If planted alone drop seed every six inches in rows three feet apart and give frequent shallow cultivation. When planted with other crops drop two or three seed to a hill. Medium fertile soils will produce more beans than a very rich soil.

439.—**WHITE NAVY**.—One of the best known and most popular sorts. The beans are small and pure white. Makes a delicious dish.

Price—Pkt. 10c; lb. 25c postpaid. See Field Seed List for bulk lots.

438.—**WHITE KIDNEY**.—A most appetizing bean and a heavy yielder. The seed are pure white and kidney shape and very large.

Price—Pkt. 10c; lb. 25c postpaid. See Field Seed List for bulk lots.

437.—**RED KIDNEY**.—Similar in size and productiveness to the White Kidney. About the only difference is the color of the seed.

Price—Pkt. 10c; lb. 25c postpaid. See Field Seed List for bulk lots.

EDIBLE COW PEAS

440.—**LARGE BLACK EYE**.—A medium early, heavy producing pea that is good enough for any man's table. The vines make a vigorous growth and produce long, well-filled pods in abundance.

Price—Pkt. 10c; lb. 25c postpaid. See Field Seed List for bulk lots.

441.—**SUGAR CROWDER**.—For yield and eating qualities, I do not think that this sort has an equal. The vines grow to medium size and produce an enormous number of pods. These pods are literally crowded with large, irregular shaped peas. When cooked the peas are very tender—do not possess a tough skin like some sorts—and have a delightful flavor. One of the earliest peas and also one of the most productive.

Price—Pkt. 10c; lb. 25c postpaid. See Field Seed List for bulk lots.

444—SUNFLOWER

A valuable crop for poultry and good for furnishing support for running beans or vines of all kinds. Ornamental and can be used for a high hedge to hide unsightly spots. Will produce an enormous crop of seed and grows on almost any kind of soil. Drop several seed in a hill at the desired distance and cover about one inch deep. For a hedge plant thick, but for seed allow about two feet apart. Sow after danger of frost is past.

Price—Pkt. 10c; lb. 20 postpaid. See Field Seed List for bulk lots.

Peanuts require more nitrogen than any other legume, always inoculate with FARMOGERM.



Mammoth Yellow Soy Beans

436.—**MAMMOTH YELLOW**.—This is the most popular variety now in cultivation and for general forage and soil improvement it cannot be equaled by any other. It grows tall and branching, producing a good leaf growth and an enormous crop of beans. It is not so early, but unless there is some particular need for an early variety, I always advise the Mammoth Yellow. Price—Pkt. 10c; lb. 20c postpaid. See Field Seed List for bulk lots.

491.—**TARHEEL BLACK**.—An early black seeded variety of good yielding qualities. This sort is especially desirable for sections of the North where the growing season is rather short. Where an earlier bean than Mammoth Yellow is essential, this will be found one of the best varieties to sow.

Price—Pkt. 10c; lb. 25c postpaid. See Field Seed List for bulk lots.

430

DWARF ESSEX RAPE

Rape has a wide range of uses, and will always be needed on any farm. It makes excellent green for the table when it is young. Poultry thrive on it, and it makes the hens lay. Hogs may be fattened with far less expense on rape pasture than on corn. Cows like it better than alfalfa hay, and will give much more milk if allowed to run on it. Horses relish it, and it comes in at a time when green feed is scarce. Rape is a cool weather crop, and should be seeded either in the early spring or fall. Cold weather does not affect it until hard freezes come. If sowed in the fall and not grazed too hard it will come again next spring. When sowing Rye, Crimson Clover, Vetch, etc., for winter pasture, always put in about four pounds of rape per acre. It will add much to the value of the pasture. When seeded alone sow eight pounds per acre, and seeding may be done from February to April. A rich soil is always best for rape, and a moist soil is to be preferred.

430.—**DWARF ESSEX RAPE**.—Price, pkt. 10c; lb. 25c postpaid. See Field Seed Price List for bulk lots.



Dwarf Essex Rape

Inoculate this
Seed with
FARMOGERM

SOY BEANS

The Soy Bean is fast becoming our most important legume and hay crop. Its reliability under all conditions has made it a favorite with farmers in all sections. It will grow on almost any soil and will produce a good crop in seasons too dry or too wet for other legumes. It is more reliable and less trouble to cure than Cow Peas and of better feeding value, and just as good for improving the soil. Soy beans may be sowed with other forage crops such as Sorghum, Corn, Sudan Grass, Cow Peas, etc. The most popular of these mixtures, however, is one-half bushel of Soy Beans with three pecks of Cow Peas per acre. The beans support the pea vines and help to cure the hay. When planted with corn the beans and corn are generally drilled in alternate rows. With Sorghum and Sudan Grass about fifteen pounds of one of these is mixed with one bushel of Soy Beans per acre. Early sowing of Soy Beans has proved best, but they should not be sowed until warm weather comes. April and May are two of the best months for seeding although good crops may be made by seeding as late as June. Seeding is generally done broadcast at the rate of one bushel per acre. They may be put in drills, however, two feet apart, using about one-half bushel of seed per acre. When sowed in drills the plan is to give one or two cultivations to kill out the weeds and hasten the growth of the beans. The Soy Bean is rather shy on its germination and should not be put in the ground too deep. Light soils two to four inches and heavy soils one to two inches deep. Never mix the seed with fertilizer, because the acid of the fertilizer quickly kills the germ of the beans.

490.—**BROWN**—Slightly earlier than the Mammoth Yellow and almost as productive. Matures about with Cow Peas and is especially desirable for sowing with them. Price—Pkt. 10c; lb. 25c postpaid. See Field Seed List for bulk lots.



The Cow Pea Is the Farmer's Fertilizer Factory

Inoculate this
Seed with
FARMOGERM

COW PEAS

Every farmer cannot but realize the value of the Cow Pea as a soil improver and as a hay crop. We do not know of a more extensively grown legume than the old Cow Pea, and we believe that the farmers are making no mistake by sowing them. As a soil improver, we think it invaluable, and as a hay crop almost as good. There are endless ways and combinations in which peas may be sowed to advantage. Peas make better hay when sowed with some other crop than they do alone. Such a crop as Millet, Sorghum, Kaffir Corn, etc., are a great help in curing the pea hay. We have noted many of our agricultural writers and other such men are advising the farmers that fertilizer, or rather nitrogen, when used under peas, is thrown away. Our experiments have led us to believe that nowhere is a little nitrogen more beneficial than under a crop of peas. Any large quantity might be wasted, but a little helps to give the vines a start. Fertilize with a little ammonia or nitrogen when growing the crop for hay, and acid phosphate for seed.

471.—**BLACK.**—An early maturing variety that produces the most luxuriant growth of foliage of any. On good land this pea will grow very tall and then commence to run. It makes a splendid variety for sowing with some other crop. Very prolific and the best of all for hay.

Write for prices.

473.—**MIXED CLAY.**—This is not a new variety, but merely a market name for the Clays when they become mixed. For general purposes this kind is as good as the straight variety.

Write for prices.

472.—**WHIPPOORWILL.**—A standard variety, well known to the farmer. The seeds are medium size and speckled. The vines are upright, and for this reason are easier to cut and cure than any other variety. Early and in all respects a good variety.

Write for prices.

474.—**MIXED COW PEAS and SOY BEANS.**—We can supply Cow Peas and Soy Beans mixed in the proportions that they should be sowed. We use only our best grade of seeds in making this mixture.

Write for prices.

442-CANADA FIELD PEAS

Once a farmer tries this forage crop he will become wedded to it. It has some very decided advantages over most of the other forage crops and deserves every farmer's careful consideration. It can be sowed at a time when there is no other farm work to do. It will produce just as large or a larger yield than cow peas and improve the soil just as much. The hay comes in during the early summer before any other hay is harvested and at a time when hay is needed the most. Further the hay is high in feed value and greatly relished by stock. Prepare the land just as early as possible. Then during February or March or even up to the first of April if necessary seed in Canada Field Peas and Appler Oats. One bushel of each per acre. This pea also makes an excellent early pasture for either hogs, cattle or horses. Here is an opportunity for turning a dull season on the farm into a most profitable one.

Price—Pkt. 10c; lb. 20c postpaid. See Field Seed List for bulk lots.

No matter how well your cow peas grow, inoculate them with *FARMOGERM* and see the difference.



MAKE THE FARM FLOCK PROFITABLE

The farm flock may be small—too small, as you think, to be worthy of much consideration. But this is a mistaken idea. Your flock, no matter how small, may be made profitable. Intensive cultivation is much easier on a small farm or in a small garden than it is on a larger scale. So it is with the poultry. The small flock affords greater opportunities than the large one. Winter eggs have been quite an item for years. They are going to sell just as well this winter. You should look on your flock of chickens as a part of your winter garden. They can be made to produce food the year round. Keep your flock in good healthy condition, give them good quarters to live in, feed them balanced rations, and they will prove a most valuable asset to any farm or home. Wheat, Corn, or Oats alone do not form a balanced ration nor an egg-producing ration. Mixed grains, washes, etc., are the feeds that make the most eggs.

625.—BUTTERMILK STARTING FEED.—This is a perfectly balanced ration for the baby chicks to be fed over the first eight weeks—the critical time in feeding little chicks. It contains pure, clean material and is mixed with sweet, wholesome buttermilk. By feeding this for the first eight weeks, you protect your chicks against diarrhoea and other bowel troubles—keep them in perfect growing condition—and insure yourself healthy, strong birds for market or to add to your flock. It is made clean and I want you to keep it clean. In this way only will it give its greatest value to your baby chicks. 100 lbs. \$6.00. By express or freight.

626.—SLATE'S POULTRY MASH.—The laying hens will show you more about the value of this feed than I could tell you in several pages. Just try it once and you will be convinced. It is a balanced ration supplying meat to give the necessary protein, grain to fatten and build fatty tissue, and bone to supply lime and mineral elements needed in every healthy bird. I have never known a more complete feed. It should be fed to the old birds during the laying and the molting seasons. Then feed the little chicks on it just as soon as you take them off their Buttermilk Starting Feed at nine weeks of age. If you are having trouble with your hens not laying, give this mash a trial, and you will find that it will quickly turn an unprofitable flock into money-makers. 100 lbs. \$4.25. By express or freight.

627.—SLATE'S CHICK FOOD.—This is a grain food for little chicks, composed of small grains which are mixed to give a balanced ration. Some grains supply fat while others build up muscle and help the growth of feathers. In this mixture will be found a balanced ration which will build an all-round healthy and normal chicken. The chicks may be started on this when eight to twelve weeks old. This food contains a small quantity of grit in order to insure digestion and to prevent many of the most common troubles of little chicks. I do not think that any feed without grit should be fed to small chicks. After they get larger, then they can find their own grit and there will be no need to have it in their feed. Price, \$4.25 per 100-lb. bag. By express or freight.

628.—SLATE'S SCRATCH FOOD.—For the old hens and large chickens, this food will supply a balanced grain ration and keep them in good condition. It is made up of good sound grain free of grit. No grain food, however, should ever be fed to the flock constantly. Every few days give them a dry mash of some kind. Slate's Poultry Mash makes an excellent feed to work along with this grain feed. Too much grain seems to cause indigestion and an excess of fat, which reduces the egg production. In order to keep a profitable flock the feed must be changed occasionally. Price, \$3.50 per 100-lb. bag. By express or freight.


629.—SLATE'S ALFALFA MEAL.—For winter eggs this is one of the most valuable feeds. During the winter months the hens cannot get sufficient green food, and by making a mash composed of equal parts of Corn Meal, Bran and Alfalfa Meal with a small quantity of Beef Scrap added, you can supply the necessary green food and keep the hens laying in spite of bad weather. Alfalfa is high in food value and adds materially to any winter feed. Price, \$3.00 per 100 lbs. By express or freight.

630.—MEAT CRISPS.—No dry mash is complete without its meat or beef scrap. Beef Scrap adds protein to the feed and keeps the hens laying and makes the chicken develop rapidly. All chickens should have a feed containing some beef scrap at least once every week. Or this scrap may be placed in a hopper and allowed to stand before the flock all of the time. Then they eat it as it is needed. Contains about 75% protein, and comes in two grades—medium and fine. In ordering please specify which is desired. Price, 3-lb. package, 50c postpaid.

632.—CHARCOAL.—Nothing is better for the hens or young chicks than a little charcoal placed where they can get it when desired. It keeps the bowels in good condition, and will prevent more diseases than almost anything you can give them. Price, per carton, 15c postpaid. 45-lb. sack, \$2.25 by express.

631.—CRUSHED OYSTER SHELL.—Oyster shell contains the lime so needed by both young and old chickens. The laying hen must have her supply else the eggs will have soft shells; and the growing chick needs lime to make his bones strong. Shell also takes the place of grit and helps to digest the food. Keep in a hopper where they can get it when desired. The shell comes in two grades—coarse for big chickens and fine for little fellows. Price, 10-lb. bag, 50c postpaid. 100-lb. bag, \$1.25 by express.

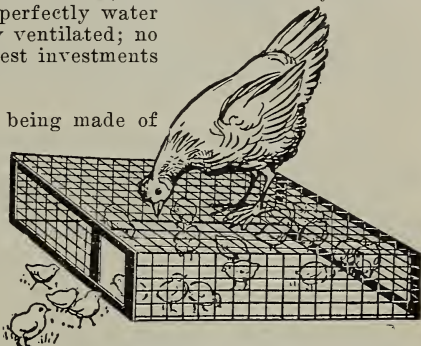
EQUIPMENT FOR YOUR POULTRY YARD



641. — **LAWN PARK BROOD COOPS.**— This coop makes caring for little chicks a pleasure instead of a worry. It gives absolute protection against Hawks, Rats, Weasels, Vermin, and Storms. You can put biddy and her brood in one of these coops and know that nothing can happen to her. The body of the coop is made of strong galvanized steel, and the park is made from heavy one-half inch mesh wire galvanized to prevent rust. It is large and roomy, being 18 inches wide, 19½ inches high, and 24 inches long with park closed—48 inches long with park extended. Has a removable bottom, which makes it easy to clean.


In stormy weather the park will slide into the coop, making a perfectly water and weather-proof place for the old hen and her brood. Perfectly ventilated; no place for vermin to hide; will last for years. It is one of the best investments any poultryman can make. Price, \$5.00 each by express.

642.—**BABY CHICK FEEDERS.**—It is strong and durable, being made of heavy one-half inch mesh wire, galvanized to prevent rust and fastened at the corners with strong galvanized sheet steel. Size 6 inches high, 18 inches wide, and 24 inches long. It will easily accommodate from forty to fifty chicks at a time, and will save many of the little ones that are always trampled to death by the old hens. The chicks saved in a year will easily pay for it, and it will last for years. Price, \$1.75 each by express. Can be sent by parcel post for 25c extra.




618.—**HAND SPRAYER.**—These small sprayers are invaluable around the garden and poultry yard. May be used for applying insecticides or for spraying the poultry houses. It is especially recommended for small houses, for flowers, and for small gardens. Larger houses, and gardens may easily be handled by using the Standard Spray Pump listed elsewhere in this catalog. Price, 85c each postpaid. 75c by express.

647.—**FEED HOPPER.**—Made of strong galvanized iron, and will last for years. No poultry raiser wants to see the dry mash scratched all over the yard by his hens. This hopper will keep the mash clean and prevent waste. May also be used for grit, shell, charcoal, etc. Price, \$2.00 each postpaid. \$1.75 each by express.



645.—**DRINKING FOUNTAIN.**—Success with chickens depends largely upon a supply of fresh clean water being kept before them all of the time. Nothing can do this better than one of these drinking fountains. Made of strong galvanized iron, and will hold about one gallon of water. Price, \$1.10 each postpaid. \$1.00 each by express.

646.—**DRINKING FOUNTAIN.**—Same as above except small size for baby chicks. Capacity of about one quart. Price, 60c each postpaid. 50c each by express.



648.—**BABY CHICK FEEDERS.**—The best feed in the world for baby chicks is a dry mash. This prevents much of the bowel trouble and keeps them in good condition. But this mash should be kept clean, and there is no better means of doing this than to feed it in one of these round feeders. They cannot get into it with their feet nor scratch it all over the yard. May also be used for drinking water, buttermilk or other liquids. Made of galvanized iron, 8 inches in diameter, 12 holes. Price 60c each; \$6.50 per doz. postpaid. 55c each; \$6.00 per doz. by express.


643.—**LEG BANDS.**—Made of a light weight, nickel colored metal that will not rust. Two sizes—one for American males, another for American females. Be certain in ordering to specify the number of each size, else we will send all of them for the females. Self-locking. All that is necessary is bending them into a curve, placing around the fowl's leg, and pushing the ends together. They are numbered consecutively.



Price, 6 bands for 10c; dozen 15c; 25 bands 25c; 50 bands 45c; 100 bands 75c postpaid.



PROVEN POULTRY REMEDIES



Don't
Worry!
Conkey
Will Cure
Me

can save the chicks when Diarrhoea and similar diseases get among them. To those having trouble with their chickens, I will send free a copy of my Poultry Book containing 48 pages of valuable information about all kinds of diseases, and general directions about handling chickens. My supply is limited, however. As long as they last they are free provided you request it.


633.—BOURBON POULTRY REMEDY.—I have used this remedy myself with excellent results. It is a valuable medicine for the treatment of Diarrhoea, Cholera, Gapes, Roup, Sorehead, Limberneck, Canker, and other prevailing forms of poultry diseases. It is a combination of certain minerals, salts and acids combined in such proportion as to give exceptional tonic and curative qualities. It adds tonic and medicinal qualities to the drinking water or feed—cleanses the system—stimulates the appetite—aids digestion—regulates the bowels—and helps to keep the fowls in a vigorous and healthy condition. It is one of the best Cholera medicines I have ever tried. Price, Trial Bottle 75c; Full Pint \$1.30 P. P.

634.—CONKEY'S LICE POWDER.—Your hens cannot do their best if body lice are constantly tormenting them. Energy that should go towards egg laying is spent in fighting these pests. Lice infested birds are not profit-makers and no good poultryman will have lice-ridden fowls. Dust every hen every ten days with Conkey's Lice Powder, and you will have a clean flock of profitable birds. Price, 5 oz. pkg. 20c; 15 oz. pkg. 35c; 3 lb. pkg. 75c P. P.



635.—CONKEY'S HEAD LICE OINTMENT.—Head Lice are big fellows that bore right through the skull of the little chicks and kill thousands of them every year. Just a dab of Conkey's Head Lice Ointment will remove this danger from your little chicks. There is no danger of injuring the chick when you apply the ointment. Just press the tube and put a small dab right on the top of the chick's head. The lice are gone almost instantly. Price 1 oz. tube 20c; 3 oz. tube 35c postpaid.

636.—WHITE DIARRHOEA REMEDY.—Once started, White Diarrhoea will soon sweep away your entire flock. The safe plan is to keep a box of these convenient tablets on hand. They are no trouble to use. Full instructions on every box. A small investment here may save you many times its value later. Price, per package, 35c postpaid.

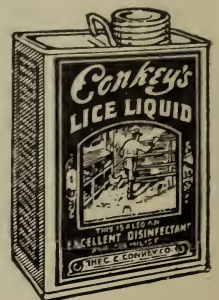


637.—CONKEY'S CHOLERA REMEDY.—One of the most valuable remedies of all. More flocks are affected with Cholera every year than most any other disease. After the disease is once started it is hard to cure it in time to save your flock. Keep a package on hand and put a little into the drinking water once every week. This acts as a preventative and will also cure any affected birds. Price, per package, 35c postpaid.




638.—CONKEY'S ROUP PILLS.—When cold, damp, wet weather sets in roup is more than likely to appear. The chickens take cold and rapidly develop into roup with fatal results. A small package of these Roup Pills may be the means of saving your entire flock. Keep them on hand at all times. Full directions on every package. Price, per package, 35c postpaid.

639.—CONKEY'S GAPE REMEDY.—Every poultryman knows the deadly effects of Gapes in small chicks as well as the deadly effects of trying to extract the Gape worms with a horse hair or wire. Conkey's Gape Remedy offers a safe means of ridding your chicks of these deadly worms. It is easy to give, no danger at all to the chick, and sure death to the Gape Worms. Price, per package, 35c postpaid.



640.—CONKEY'S LICE LIQUID.—A clean poultry house—free of lice and disease germs—is the foundation of success. Conkey's Lice Liquid will rid your poultry house of lice and act as a germicide to destroy the disease germs. Every poultry house should be sprayed once every month with a solution of this liquid. Just mix with water as directed on the package and spray every crack and corner of the house. Price, 1 can (enough to make 50 quarts of spray), 75c postpaid.

PROVEN POULTRY REMEDIES



Don't
Worry!
Conkey
Will Cure
Me

Everything listed on this page has been given a thorough test out on my Hlyco Farm, where I keep a large flock of chickens. I back the manufacturer's guarantee of every remedy I sell. If any of these fail to give results, just write me what it was and how much you paid for it, and I will cheerfully refund your money. Experience has taught me that the best time in all to buy poultry remedies is before the chickens get sick. Keep a corner of the poultry house for such emergency remedies as are listed here. They will take care of almost every poultry ill, and should be kept on hand all of the time. Last spring Mr. T. J. Westcott of Southport, N. C., wrote me that he was having trouble with his little chickens, and asked me what to do. I immediately sent him a bottle of Bourbon Poultry Remedy, and on May 15, 1920, he wrote the following: "I wish to thank you very much for your kindness and confidence in sending me the bottle of medicine. Our chickens seem to be straightened up and getting all right." Timely work alone can save the chicks when Diarrhoea and similar diseases get among them. To those having trouble with their chickens, I will send free a copy of my Poultry Book containing 48 pages of valuable information about all kinds of diseases, and general directions about handling chickens. My supply is limited, however. As long as they last they are free provided you request it.

633.—BOURBON POULTRY REMEDY.—I have used this remedy myself with excellent results. It is a valuable medicine for the treatment of Diarrhoea, Cholera, Gapes, Roup, Sorehead, Limberneck, Canker, and other prevailing forms of poultry diseases. It is a combination of certain minerals, salts and acids combined in such proportion as to give exceptional tonic and curative qualities. It adds tonic and medicinal qualities to the drinking water or feed—cleanses the system—stimulates the appetite—aids digestion—regulates the bowels—and helps to keep the fowls in a vigorous and healthy condition. It is one of the best Cholera medicines I have ever tried. Price, Trial Bottle 75c; Full Pint \$1.30 P. P.


634.—CONKEY'S LICE POWDER.—Your hens cannot do their best if body lice are constantly tormenting them. Energy that should go towards egg laying is spent in fighting these pests. Lice infested birds are not profit-makers and no good poultryman will have lice-ridden fowls. Dust every hen every ten days with Conkey's Lice Powder, and you will have a clean flock of profitable birds. Price, 5 oz. pkg. 20c; 15 oz. pkg. 35c; 3 lb. pkg. 75c P. P.



635.—CONKEY'S HEAD LICE OINTMENT.—Head Lice are big fellows that bore right through the skull of the little chicks and kill thousands of them every year. Just a dab of Conkey's Head Lice Ointment will remove this danger from your little chicks. There is no danger of injuring the chick when you apply the ointment. Just press the tube and put a small dab right on the top of the chick's head. The lice are gone almost instantly. Price 1 oz. tube 20c; 3 oz. tube 35c postpaid.

636.—WHITE DIARRHOEA REMEDY.—Once started, White Diarrhoea will soon sweep away your entire flock. The safe plan is to keep a box of these convenient tablets on hand. They are no trouble to use. Full instructions on every box. A small investment here may save you many times its value later. Price, per package, 35c postpaid.

637.—CONKEY'S CHOLERA REMEDY.—One of the most valuable remedies of all. More flocks are affected with Cholera every year than most any other disease. After the disease is once started it is hard to cure it in time to save your flock. Keep a package on hand and put a little into the drinking water once every week. This acts as a preventative and will also cure any affected birds. Price, per package, 35c postpaid.

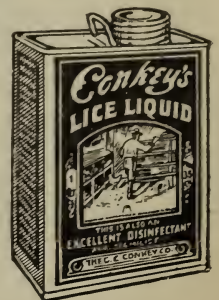


638.—CONKEY'S ROUP PILLS.—When cold, damp, wet weather sets in roup is more than likely to appear. The chickens take cold and rapidly develop into roup with fatal results. A small package of these Roup Pills may be the means of saving your entire flock. Keep them on hand at all times. Full directions on every package. Price, per package, 35c postpaid.



639.—CONKEY'S GAPE REMEDY.—Every poultryman knows the deadly effects of Gapes in small chicks as well as the deadly effects of trying to extract the Gape worms with a horse hair or wire. Conkey's Gape Remedy offers a safe means of ridding your chicks of these deadly worms. It is easy to give, no danger at all to the chick, and sure death to the Gape Worms. Price, per package, 35c postpaid.

640.—CONKEY'S LICE LIQUID.—A clean poultry house—free of lice and disease germs—is the foundation of success. Conkey's Lice Liquid will rid your poultry house of lice and act as a germicide to destroy the disease germs. Every poultry house should be sprayed once every month with a solution of this liquid. Just mix with water as directed on the package and spray every crack and corner of the house. Price, 1 can (enough to make 50 quarts of spray), 75c postpaid.





SAVE!

TROUBLE FOR ME—TIME FOR YOU

Carefully read over the few simple instructions given herein before attempting to make out your order. If you could spend a day in my office and see the orders as they come in to me you would realize how much trouble and worry could be saved for me and how much valuable time could be saved for my customers if all orders were properly made out.

Order by Catalog Numbers—You may give the names, too, if you wish, but please be certain to give correct numbers of the items desired.

Postpaid—When this follows a price it means that we will deliver the goods to your mail box without extra charge.

By Express—When this follows a price it means that the goods are not quoted delivered to you, but that you are supposed to pay the carrying charges. If you wish items so quoted to be sent by Parcel Post we will gladly send them that way if you send money to cover the postage. South Boston takes second zone rate to all points in Virginia and North Carolina. Third zone rate to all points in South Carolina, North Georgia, Eastern Tennessee and Eastern Kentucky, Maryland, Pennsylvania. Fourth zone rate applies to all points in Western Kentucky, Tennessee, South Georgia, North Florida. Your postmaster will tell you in what zone you are from South Boston and how much postage will be required for a given weight.

Parcel Post Rates—First zone, 5 cts. first lb. and 1 ct. for each additional lb.
Second zone—Same as first.
Third zone—6 cts. and 2 cts.
Fourth zone—7 cts. and 4 cts.
Fifth zone—8 cts. and 6 cts.
Sixth zone—9 cts. and 8 cts.
Seventh zone—11 cts. and 10 cts.
Eighth zone—12 cts. and 12 cts.

When You Change Your Address—Notify me so that I may continue to send you my catalogs and be certain to give both the old and the new address.

Notice—W. C. Slate or the Slate Seed Company gives no warranty, express or implied, as to purity, productiveness, or any other matter of any seeds, plants, or bulbs he or they send out, and he or they will not be in any way responsible for the crop. If the purchaser does not accept the goods on these terms he must return them at once.

Any person ordering seeds from me may open them, test them for both purity and germination. Then should they fail to be satisfactory in every way, he may return them and I will refund the full purchase price. I not only allow my customers to return unsatisfactory goods, but ask that they do so.

Terms—Cash only.

Remittances—Should always be made by Postal or Express Money Orders or Checks. Your personal check is good, but if you wish to send a money order, we will pay for it. Just deduct the cost of the order from the amount of money you send. Please do not send cash or stamps if it be possible to do otherwise. We have had many orders either lost or stolen during the past year and when this happens we cannot trace an order if the remittance was made in cash or stamps.

Shortage—When receiving goods from freight or express office be certain that the package is in good condition. If it has been damaged make the agent note the damage on his bill and send this bill to us and we will enter claim for the damage and refund you the amount due you.

Every Shipment Is Guaranteed to Reach You in Good Condition.—This guarantee is good only when the loss is reported to me immediately upon receipt of the goods or in case they do not reach you within a reasonable length of time after you have mailed your order. When writing about such matters always give the date your order was filled, a list of what was short, and your full name and address.

Orders With No Names—We have a number of these on hand now. Any person giving us a list of the items, amount of remittance or such descriptions, may obtain a refund of the amount sent in such orders.

W. C. SLATE
The Farmer Seedsman
South Boston :: Virginia





SAVE!

TROUBLE FOR ME—TIME FOR YOU

Carefully read over the few simple instructions given herein before attempting to make out your order. If you could spend a day in my office and see the orders as they come in to me you would realize how much trouble and worry could be saved for me and how much valuable time could be saved for my customers if all orders were properly made out.

Order by Catalog Numbers—You may give the names, too, if you wish, but please be certain to give correct numbers of the items desired.

Postpaid—When this follows a price it means that we will deliver the goods to your mail box without extra charge.

By Express—When this follows a price it means that the goods are not quoted delivered to you, but that you are supposed to pay the carrying charges. If you wish items so quoted to be sent by Parcel Post we will gladly send them that way if you send money to cover the postage. South Boston takes second zone rate to all points in Virginia and North Carolina. Third zone rate to all points in South Carolina, North Georgia, Eastern Tennessee and Eastern Kentucky, Maryland, Pennsylvania. Fourth zone rate applies to all points in Western Kentucky, Tennessee, South Georgia, North Florida. Your postmaster will tell you in what zone you are from South Boston and how much postage will be required for a given weight.

Parcel Post Rates—First zone, 5 cts. first lb. and 1 ct. for each additional lb.
Second zone—Same as first.
Third zone—6 cts. and 2 cts.
Fourth zone—7 cts. and 4 cts.
Fifth zone—8 cts. and 6 cts.
Sixth zone—9 cts. and 8 cts.
Seventh zone—11 cts. and 10 cts.
Eighth zone—12 cts. and 12 cts.

When You Change Your Address—Notify me so that I may continue to send you my catalogs and be certain to give both the old and the new address.

Notice—W. C. Slate or the Slate Seed Company gives no warranty, express or implied, as to purity, productiveness, or any other matter of any seeds, plants, or bulbs he or they send out, and he or they will not be in any way responsible for the crop. If the purchaser does not accept the goods on these terms he must return them at once.

Any person ordering seeds from me may open them, test them for both purity and germination. Then should they fail to be satisfactory in every way, he may return them and I will refund the full purchase price. I not only allow my customers to return unsatisfactory goods, but ask that they do so.

Terms—Cash only.

Remittances—Should always be made by Postal or Express Money Orders or Checks. Your personal check is good, but if you wish to send a money order, we will pay for it. Just deduct the cost of the order from the amount of money you send. Please do not send cash or stamps if it be possible to do otherwise. We have had many orders either lost or stolen during the past year and when this happens we cannot trace an order if the remittance was made in cash or stamps.

Shortage—When receiving goods from freight or express office be certain that the package is in good condition. If it has been damaged make the agent note the damage on his bill and send this bill to us and we will enter claim for the damage and refund you the amount due you.

Every Shipment Is Guaranteed to Reach You in Good Condition.—This guarantee is good only when the loss is reported to me immediately upon receipt of the goods or in case they do not reach you within a reasonable length of time after you have mailed your order. When writing about such matters always give the date your order was filled, a list of what was short, and your full name and address.

Orders With No Names—We have a number of these on hand now. Any person giving us a list of the items, amount of remittance or such descriptions, may obtain a refund of the amount sent in such orders.

W. C. SLATE
The Farmer Seedsman
South Boston :: Virginia





W.C. SLATE.

SLATE'S MIXED PANSIES

