Wikipedia Android app flow diagram

February 2018 (v2.7.225-r-2018-02-06)

DIAGRAM KEY:

Tap
Long press
Swipe
Rotate
Enter text
Tap and enter text
Break in page content
External link reference
UI note
Denotes a bug/error to be corrected in a future release

External links

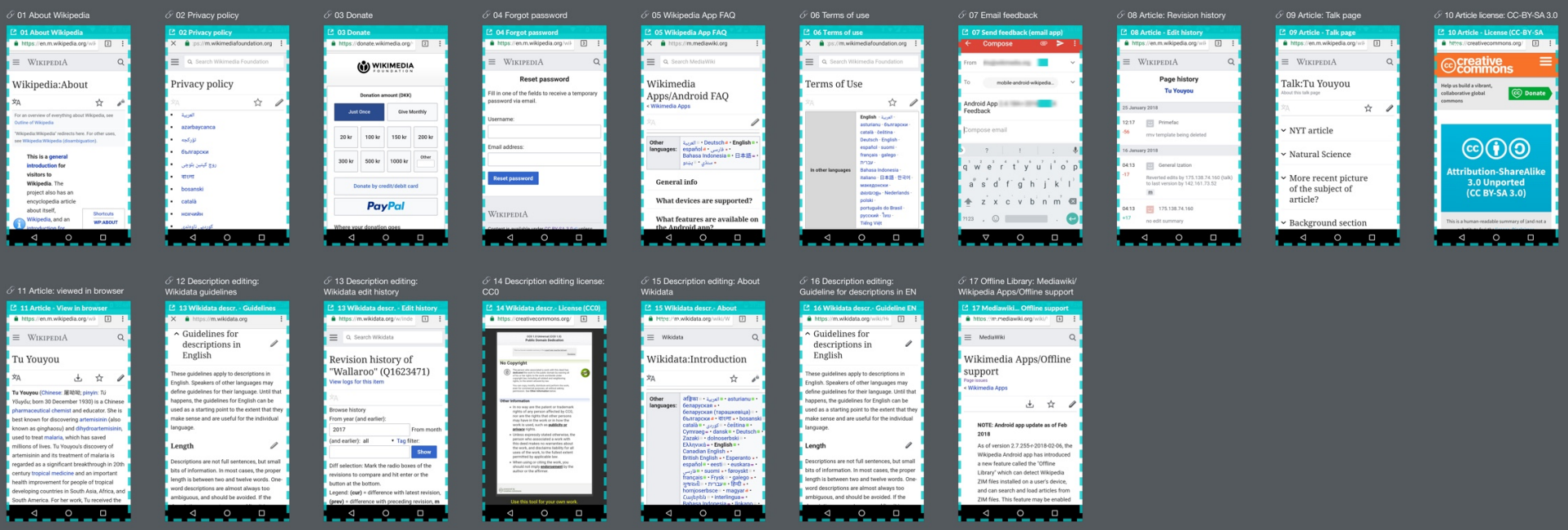
01 About Wikipedia
02 Privacy policy
03 Donate
04 Forgot password
05 Wikipedia App FAQ
06 Terms of use
07 Email feedback
08 Article: Revision history
09 Article: Talk page
10 Article license: CC-BY-SA 3.0
11 Article: viewed in browser
12 Description editing: Wikidata guidelines
13 Description editing: Wikidata edit history
14 Description editing license: CC0
15 Description editing: About Wikidata
16 Description editing: Guideline for descriptions in EN
17 Offline Library: Mediawiki/ Wikipedia Apps/Offline support

External links

External links from the app are opened in the device's default web browser. Tapping the device back button from the external link should return the user back to where they last left off in the app.

App shortcuts

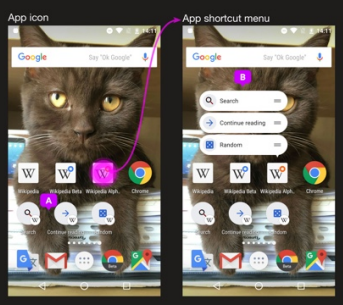

A

App icons may vary depending on the Android OS.

B

The App shortcut menu availability and visual style may vary depending on the Android OS.

App onboarding and Explore feed

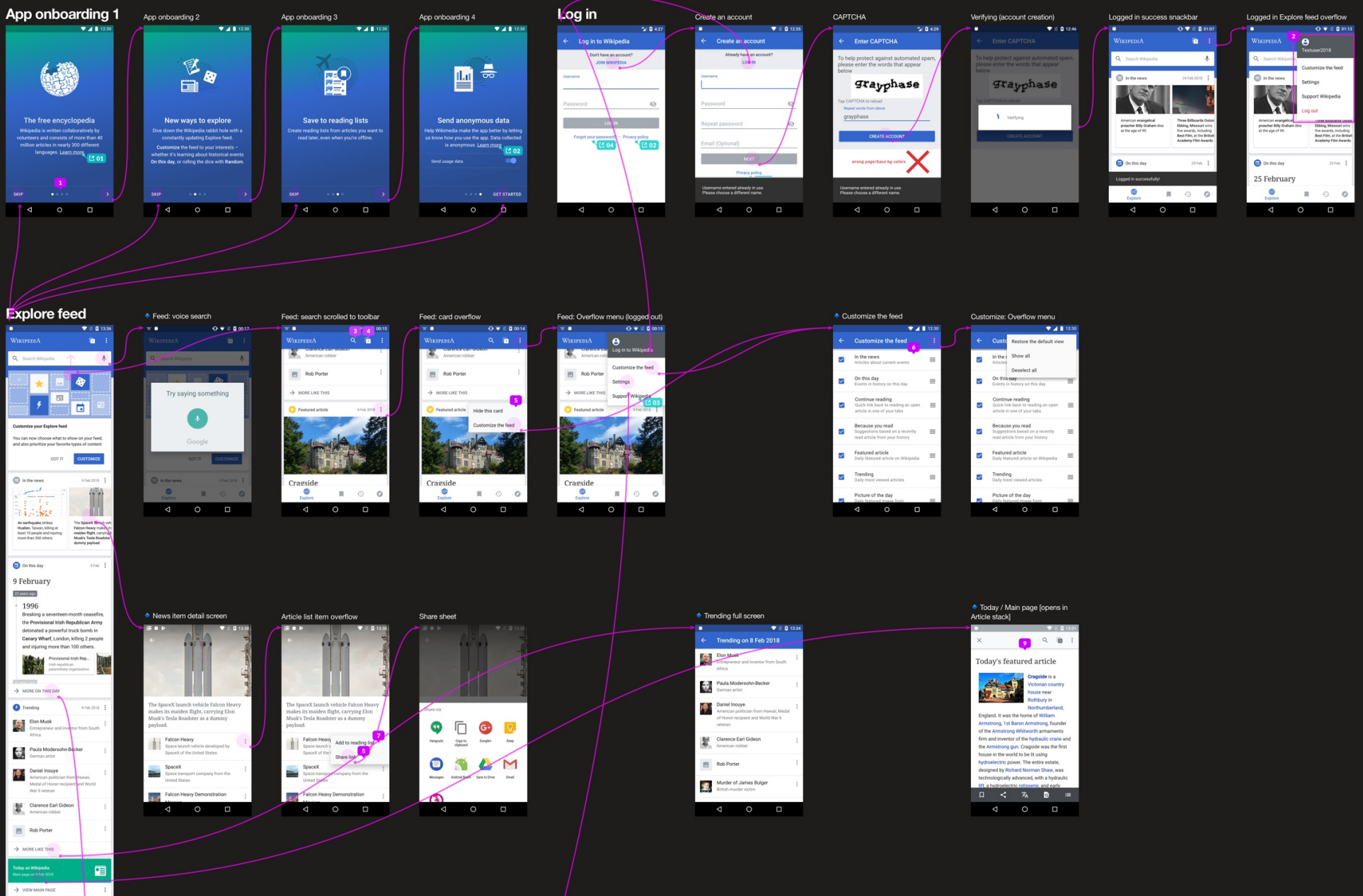

1

App onboarding is shown the first time it is installed and opened. Users may also move back and forward in the app onboarding screens by swiping left or right.

2

The overflow menu on the Explore feed is the only to access Login/Logout, Settings and Support Wikipedia in the app.

3

Upon scrolling the feed so that the search bar is no longer visible, a search icon appears on the feed tool bar.

4

Tab icon is only shown in the feed toolbar when at least 1 article is open in the article tab stack for reading. For example, when the "Featured article" in the feed is tapped, it opens in a new article tab.

5

Each feed card has an overflow menu with actions to hide that card or to customize the feed. Swiping right over a card also removes it from the feed.

6

Not all card types are available in all languages. As of this app version, there's no mechanism to show only types available in the app language set by the user.

7

Tapping on the save bookmark icon or 'Add to reading list' actions in an overflow triggers the 'Save to reading list' bottom sheet.

8

Tapping on the Share icon or 'Share link' actions in ab overflow triggers the 'Share' bottom sheet.

9

When the "Today" card is tapped, the Main page in the Wikipedia app language opens as a new tab within the article tab stack; hence the same article app bar and toolbar shown.

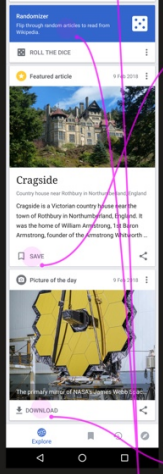

If first time adding to a list

Else...

Onboarding: Save to reading list (first time only)

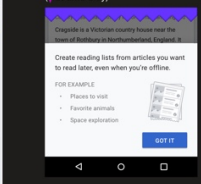

Save to reading list

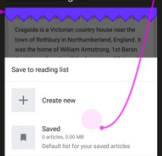

Added to list snackbar

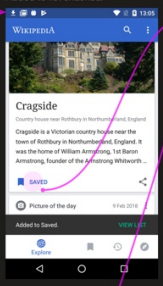

Overflow on article saved to 1 list

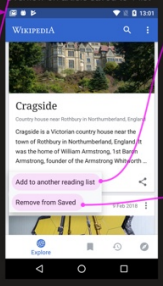

Save to reading list (again)

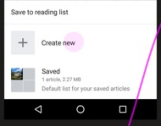

Remove from single list snackbar

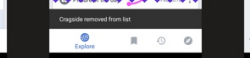

Name new reading list

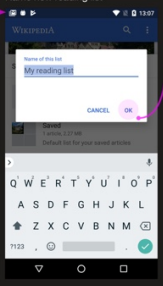

Added to list snackbar (again)

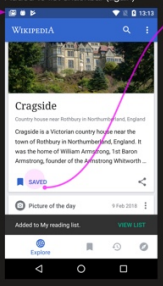

Overflow on article saved to multiple lists

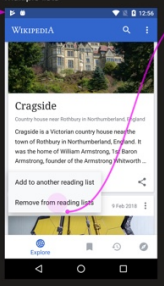

Remove from multiple lists dialog

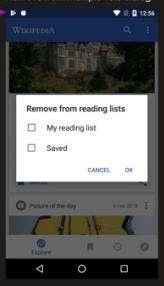

POTD downloading snackbar

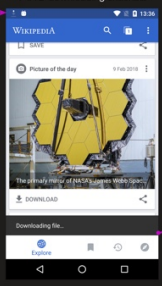

POTD Download complete snackbar

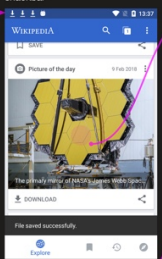

POTD full screen



POTD caption text selection menu



POTD license type snackbar



POTD full screen overflow menu



POTD file page [opens in Article stack]



10
POTD file page opens as a new tab within the article tab stack; hence the same article app bar and toolbar shown.

Randomizer: first article



Randomizer: swipe forward



Randomizer: article saved snackbar

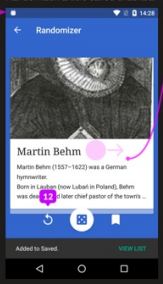

Randomizer: swipe back

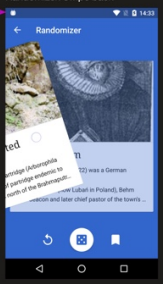

11
Swiping left on the Random card also advances to the next random article.

12
Either tapping on the back icon or swiping right brings back the last random article.

On this day (OTD) details

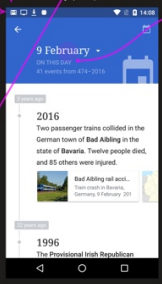

OTD details: change day calendar

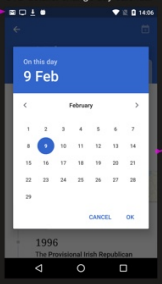

OTD details: non-current day selected

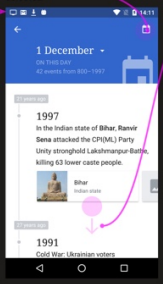

OTD details: scrolled to end

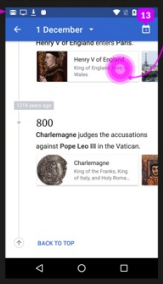

OTD inset article card actions

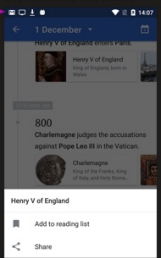

13
Tapping on the calendar icon reload 'On this day' details screen for the current day.

Settings

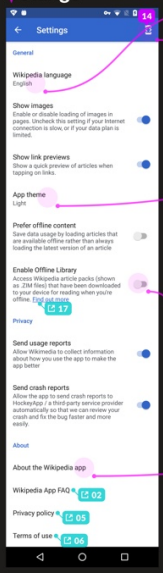

Wikipedia language

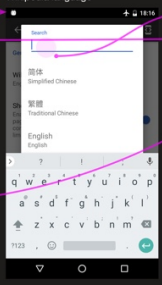

Wikipedia language: search invoked

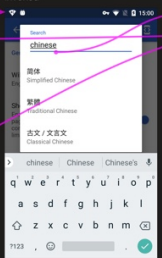

Wikipedia language: no search results

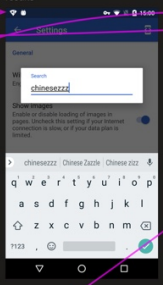

App theme chooser: Light

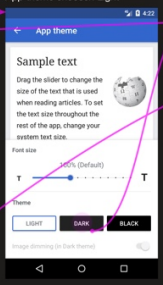

App theme chooser: Dark

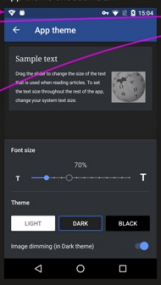

Settings > About

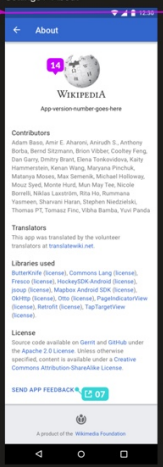

Developer settings @50%

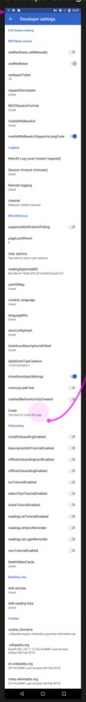

App crashed

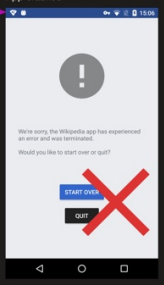

14
The "Developer settings" icon on the top right of the Settings toolbar is hidden by default. It is revealed after a user taps 7 times on the Wikipedia globe logo in the 'About' screen.

Enable Offline Library dialog

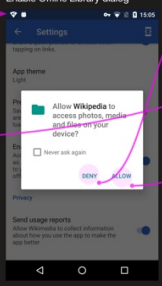

Denied storage permissions snackbar

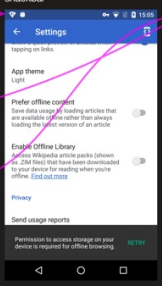

Settings: Offline Library enabled

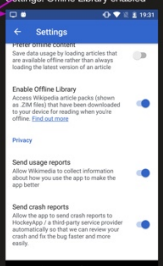

Reading lists

My lists

If there are NO saved articles

Else if there are no user created reading lists

Else if...

My lists: empty state

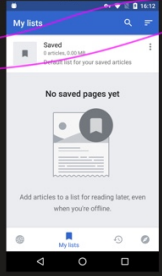

My lists: no user lists state

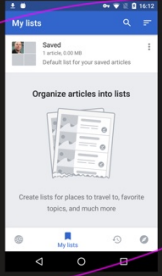

My lists: with user-created lists

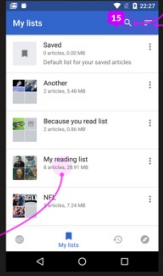

My lists: search invoked

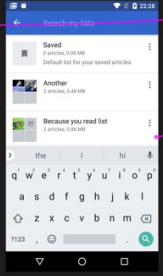

Search lists in progress

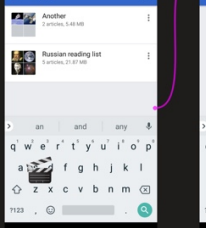

No search results in lists

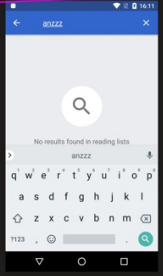

My lists: sort options

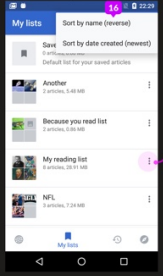

User-created list overflow menu

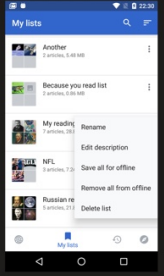

15
Search is in context of the names of the lists of being viewed, not searching across Wikipedia or articles within reading lists.

16
Each sort menu option toggles between showing "Sort by name" / "Sort by (reverse)" and "Sort by date created (newest)"/"Sort by date created (oldest)" once an option is selected.

Reading list

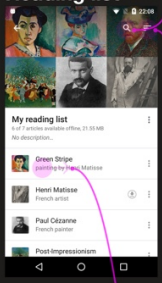

Search reading list

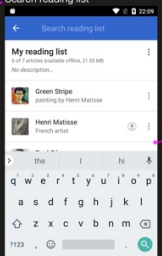

Search reading list in progress

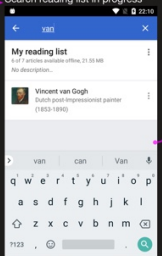

No search results in the reading list

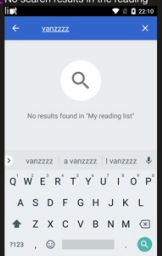

Reading list: sorting options

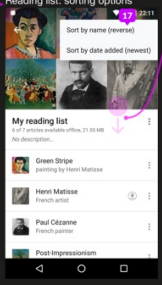

Reading list: scrolled

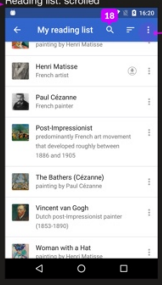

Reading list: overflow menu

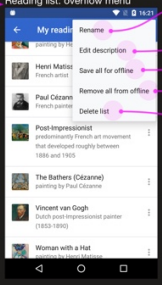

Edit reading list name

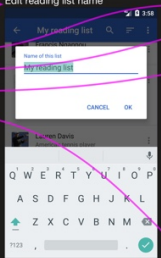

Edit reading list description

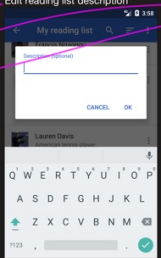

All articles saved for offline snackbar

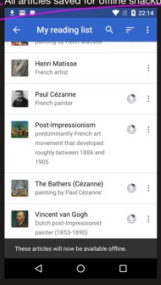

All articles removed from offline snackbar

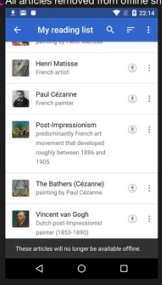

17
Each sort menu option toggles between showing "Sort by name" / "Sort by (reverse)" and "Sort by date added (newest)"/"Sort by date added (oldest)" once an option is selected.

18
Search is in context of the list being viewed, not searching across Wikipedia.

Swipe to delete article from list

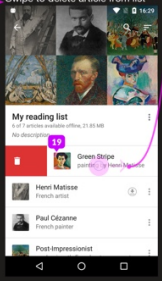

Article removed from list snackbar

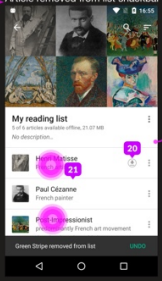

Bulk selection of articles in a list

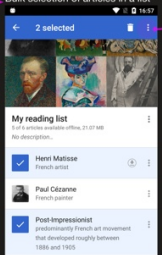

Bulk article selection actions

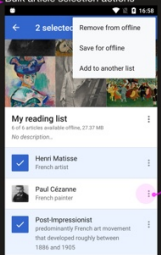

Reading list article actions

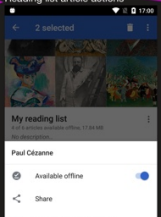

Delete list confirmation

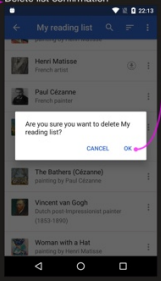

Reading list deleted snackbar

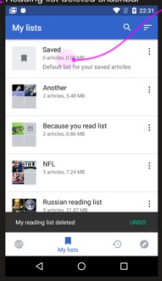

Empty reading list

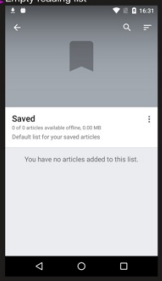

19
Swiping left or right in a reading list deletes that article from the list.

20
Articles are saved for offline by default when they're added to a list. A 'download outline' icon appears on an article which has been removed from offline. Tapping on this icon again makes it available offline.

History

History

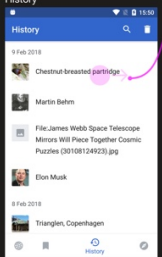

Swipe to delete history item

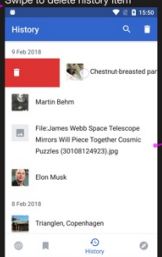

Undo delete snackbar

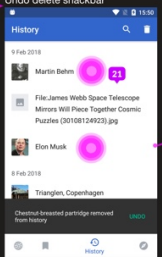

Bulk history item selection actions

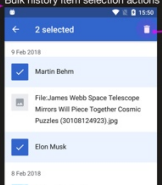

Undo bulk delete snackbar

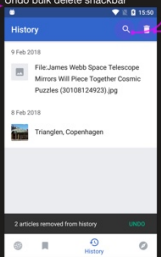

Search history

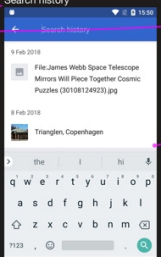

Search history in progress

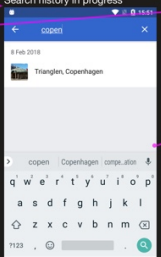

Search history no results

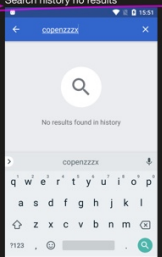

Clear all history dialog

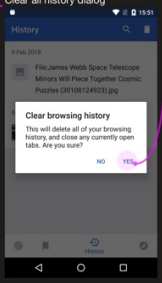

History: empty state

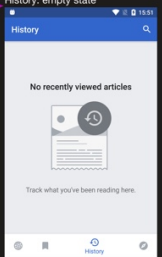

21
Long press on an article list item in History or in a reading list triggers the bulk edit mode.

Nearby

Nearby: default zoom (no location permission) initial snackbar

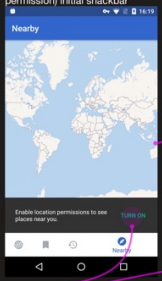

Nearby: default zoom (no location permission)

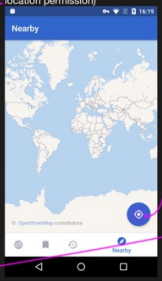

Location permissions dialog

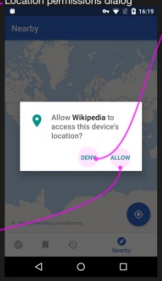

Toast upon tapping current (if permission denied)

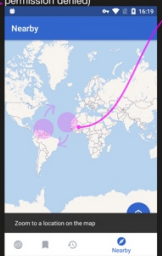

Map zoomed-in and rotated

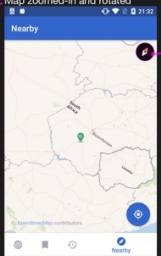

Map reset to north

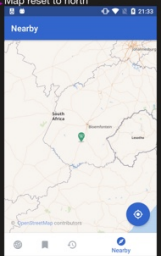

Nearby: zoomed to current location

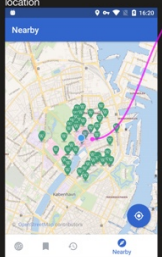

Nearby: Link preview card

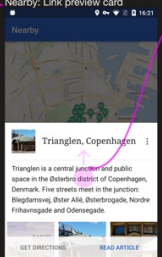

Nearby: Link preview card expanded

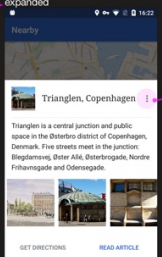

Nearby: Link preview card overflow

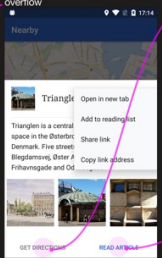

Nearby: Navigation options bottom sheet

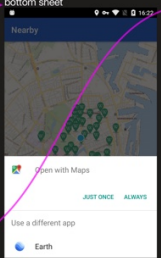

Article with geo coordinates: footer section with map menu item

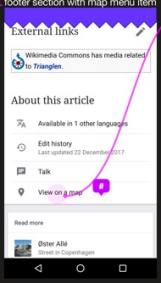

Navigation options bottom sheet

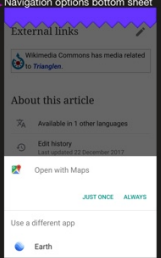

22
The "About this article" footer menu in an article page contains an extra "View on a map" menu item when it has geo coordinates.

Search

Search: with search history

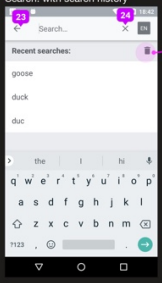

Clear search history dialog

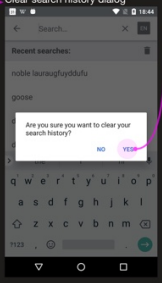

Search: no recent searches

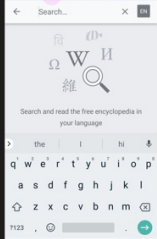

Search with results

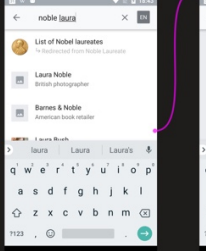

No search results

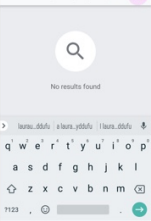

No search language no results

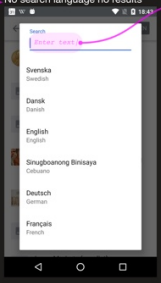

Search: change language dialog

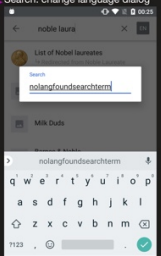

23
Tapping the back icon on Search takes the user back to whatever screen they were on before invoking Search.

24
Tapping the “x” icon in Search deletes the search term entered. If however the search term is blank, the user is taken back to whatever screen they were on before invoking Search.

Article

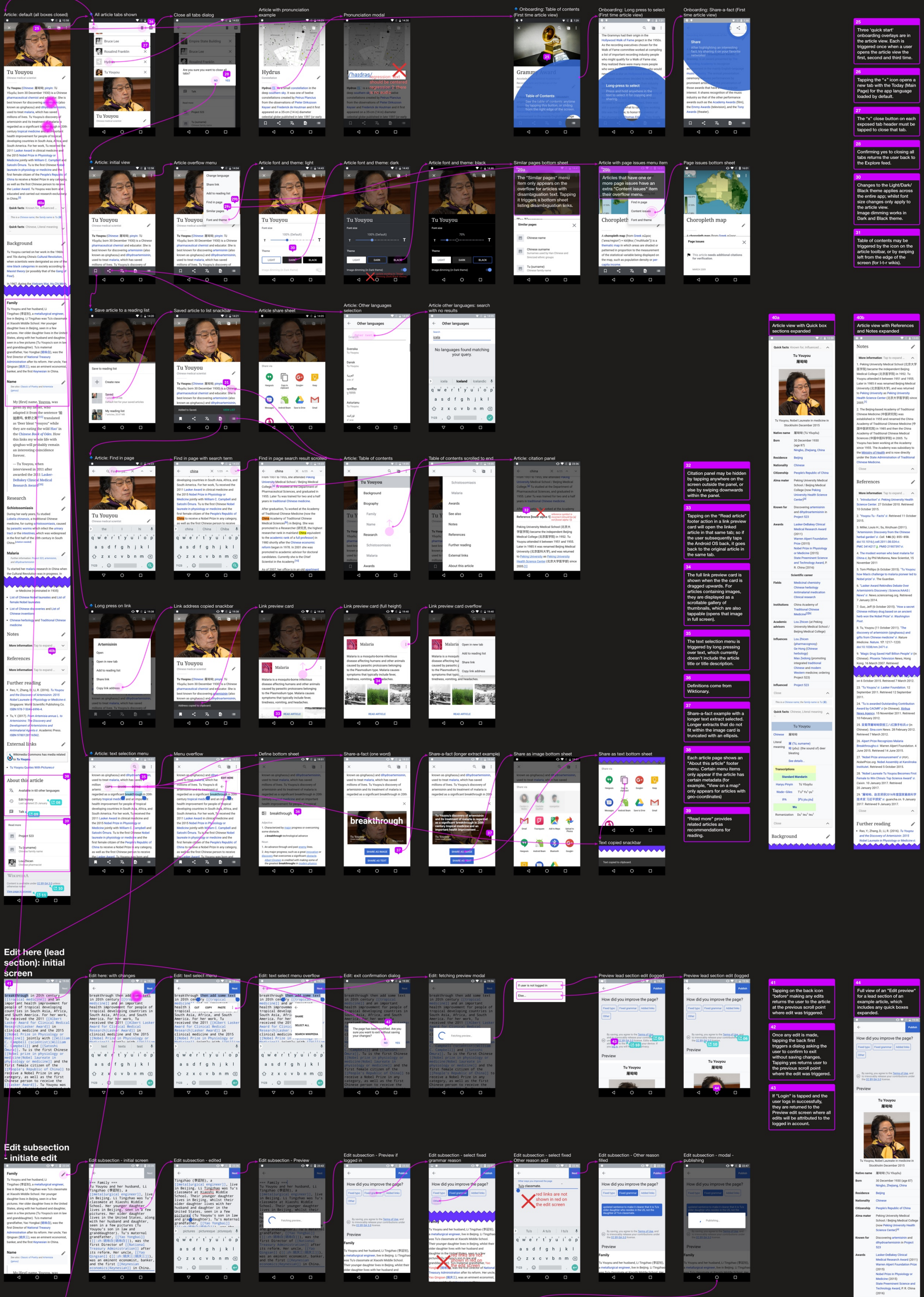

Article: default (all boxes closed)

All article tabs shown

Close all tabs dialog

Article with pronunciation example

Pronunciation modal

Onboarding: Table of contents (First time article view)

Onboarding: Long press to select (First time article view)

Onboarding: Share-a-fact (First time article view)

Article: initial view

Article overflow menu

Article font and theme: light

Article font and theme: dark

Article font and theme: black

Similar pages bottom sheet

29a The "Similar pages" menu item only appears on the overflow for articles with disambiguation text. Tapping it triggers a bottom sheet listing disambiguation links.

Article with page issues menu item

29b Articles that have one or more page issues have an extra "Content issues" item their overflow menu.

Page issues bottom sheet

Save article to a reading list

Saved to list snackbar

Article share sheet

Article: Other languages selection

Article other languages: search with no results

Article: Find in page

Find in page with search term

Find in page search result scrolled

Article: Table of contents

Table of contents scrolled to end

Article: citation panel

Long press on link

Link address copied snackbar

Link preview card

Link preview card (full height)

Link preview card overflow

Article: text selection menu

Menu overflow

Define bottom sheet

Share-a-fact (one word)

Share-a-fact (longer extract example)

Share as image bottom sheet

Share as text bottom sheet

Text copied snackbar

Edit here (lead section): initial screen

Edit here: with changes

Edit: text select menu

Edit: text select menu overflow

Edit: exit confirmation dialog

Edit: fetching preview modal

If user is not logged in

Else...

Preview lead section edit (logged

Preview lead section edit (logged

Edit subsection - initiate edit

Edit subsection - initial screen

Edit subsection - edited

Edit subsection - Preview

Edit subsection - Preview if logged in

Edit subsection - select fixed grammar reason

Edit subsection - select fixed Other reason add

Edit subsection - Other reason filled

Edit subsection - modal - publishing

25
Three 'quick start' onboarding overlays are in the article view. Each is triggered once when a user opens the article view the first, second and third time.

26
Tapping the "+" icon opens a new tab with the Today (Main Page) for the app language loaded by default.

27
The "x" close button on each exposed tab header must be tapped to close that tab.

28
Confirming yes to closing all tabs returns the user back to the Explore feed.

30
Changes to the Light/Dark/Black theme applies across the entire app; whilst font size changes only apply to the article view.
Image dimming works in Dark and Black theme.

31
Table of contents may be triggered by the icon on the article toolbar, or by swiping left from the edge of the screen (for l-t-r wikis).

40a
Article view with Quick box sections expanded

40b
Article view with References and Notes expanded

32
Citation panel may be hidden by tapping anywhere on the screen outside the panel, or else by swiping downwards within the panel.

33
Tapping on the "Read article" footer action in a link preview card will open the linked article in that same tab; so if the user subsequently taps the Android OS back, it goes back to the original article in the same tab.

34
The full link preview card is shown when the the card is dragged upwards. For articles containing images, they are displayed as a scrollable gallery of thumbnails, which are also tappable (opens that image in full screen).

35
The text selection menu is triggered by long pressing over text, which currently doesn't include the article title or title description.

36
Definitions come from Wiktionary.

37
Share-a-fact example with a longer text extract selected. Longer extracts that do not fit within the image card is truncated with an ellipsis.

38
Each article page shows an "About this article" footer menu. Certain menu items only appear if the article has certain metadata (for example, "View on a map" only appears for articles with geo-coordinates)

39
"Read more" provides related articles as recommendations for reading.

41
Tapping on the back icon *before* making any edits returns the user to the article at the previous scroll point where edit was triggered.

42
Once any edit is made, tapping the back first triggers a dialog asking the user to confirm to exit without saving changes. Tapping yes returns user to the previous scroll point where the edit was triggered.

43
If "Login" is tapped and the user logs in successfully, they are returned to the Preview edit screen where all edits will be attributed to the logged in account.

44
Full view of an "Edit preview" for a lead section of an example article, which includes any quick boxes expanded.

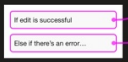
If edit is successful

Else if there's an error…

Edit - success snackbar


Family

Tu Youyou and her husband, Li Tingzhao (李廷钊), a metallurgical engineer, live in Beijing. Li Tingzhao was Tu's classmate at Xiaoshi Middle School. Her younger daughter lives in Beijing, seen in a few pictures. Her older daughter lives in the United States, along with her husband and daughter, seen in a few pictures (Tu Youyou's son in law and granddaughter). Tu's maternal grandfather, Yao Yongbai (姚咏白), was the first Director of National Treasury Administration after its reform. Her uncle, Yao Qingsan (姚庆三), was an eminent economist, banker, and the first Keynesian in China.

Edit published!

Edit - failure screen

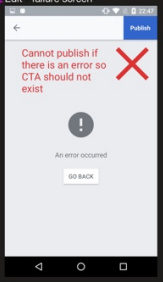

Cannot publish if there is an error so CTA should not exist

An error occurred

GO BACK

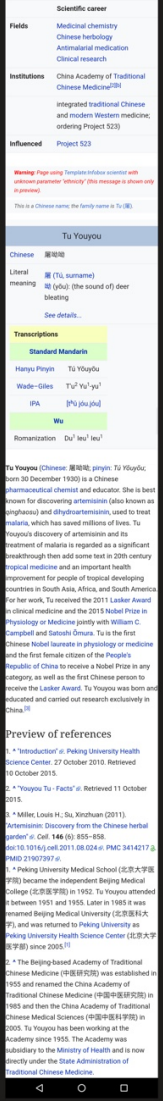
Tu Youyou

Preview of references

Profanity flow

Search for user page example

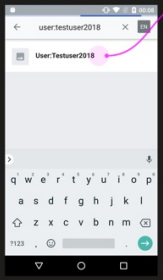

Example user page

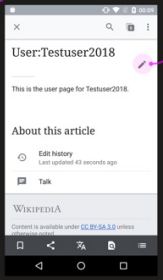
User:Testuser2018

This is the user page for Testuser2018.

About this article

Edit history
Last updated 43 seconds ago

Talk

Edit adding some profanity

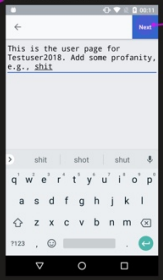
```
This is the user page for
Testuser2018. Add some profanity,
e.g., shit
```

Preview profanity edit

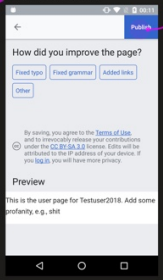
How did you improve the page?

By saving, you agree to the Terms of Use, and to irrevocably release your contributions under the CC BY-SA 3.0 license. Edits will be attributed to the IP address of your device. If you log in, you will have more privacy.

Preview

This is the user page for Testuser2018. Add some profanity, e.g., shit

Blocked profanity edit

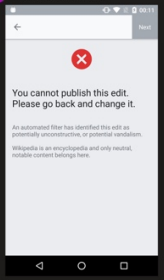
You cannot publish this edit. Please go back and change it.

An automated filter has identified this edit as potentially unconstructive, or potential vandalism.

Wikipedia is an encyclopedia and only neutral, notable content belongs here.

Title description editing

Article (no description)

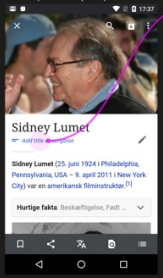
Sidney Lumet

Sidney Lumet (25. juni 1924 i Philadelphia, Pennsylvania, USA – 9. april 2011 i New York City) var en amerikansk filminstruktør.[1]

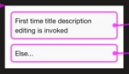
First time title description editing is invoked

Else...

Description editing - Onboarding 1 of 2 (First run only)

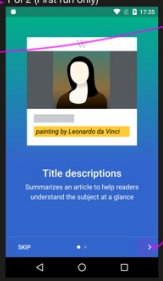
Title descriptions

Summarizes an article to help readers understand the subject at a glance

Description editing - Onboarding 2 of 2 (First run only)

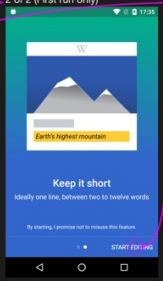
Keep it short

Ideally one line, between two to twelve words

By starting, I promise not to misuse this feature.

Description editing - Add / edit description

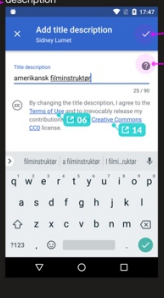
Add title description

amerikansk filminstruktør

By changing the title description, I agree to the Terms of Use and to irrevocably release my contributions under the Creative Commons CC0 license.

Description editing - Confirmation

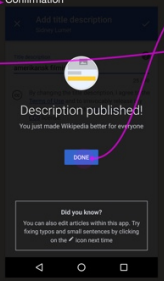
Description published!

You just made Wikipedia better for everyone

Did you know?

You can also edit articles within this app. Try fixing typos and small sentences by clicking on the icon next time

Description editing - Edit description completed

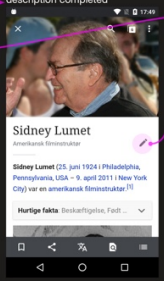
Sidney Lumet

Amerikansk filminstruktør

Sidney Lumet (25. juni 1924 i Philadelphia, Pennsylvania, USA – 9. april 2011 i New York City) var en amerikansk filminstruktør.[1]

Description editing - Edit description overflow

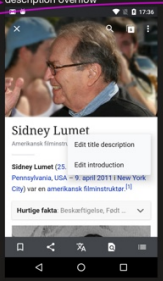

Help on title descriptions (in-app)

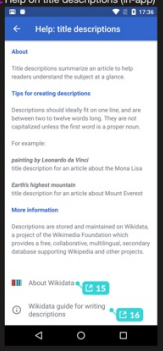
Help: title descriptions

About

Title descriptions summarize an article to help readers understand the subject at a glance.

Tips for creating descriptions

Descriptions should ideally fit on one line, and are between two to twelve words long. They are not capitalized unless the first word is a proper noun.

For example:

painting by Leonardo da Vinci
title description for an article about the Mona Lisa

Earth's highest mountain
title description for an article about Mount Everest

More information

Descriptions are stored and maintained on Wikidata, a project of the Wikimedia Foundation which provides a free, collaborative, multilingual, secondary database supporting Wikipedia and other projects.

About Wikidata

Wikidata guide for writing descriptions

Revert notification

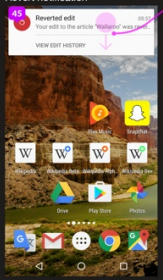

Revert notification Expanded notification

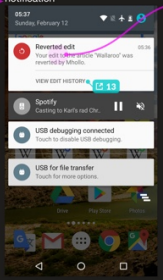

Revert details dialog (Appears over article)

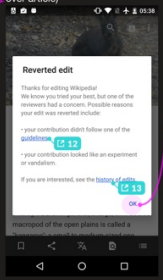
Reverted edit

Thanks for editing Wikipedia!

Reverted description on article

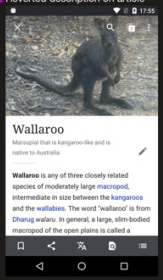
Wallaroo

Wallaroo is any of three closely related species of moderately large macropod, intermediate in size between the kangaroos and the wallabies. The word "wallaroo" is from Dharug walaru. In general, a large, slim-bodied macropod of the open plains is called a

45
Users are shown this revert notification if the title description edit that they made is reverted.

Offline Library

Explore feed when offline

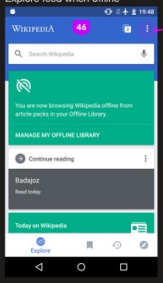

You are now browsing Wikipedia offline from article packs in your Offline Library.

Explore feed overflow

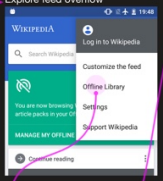


If there are no article packs (i.e., ZIM files) found on the device

Else...

Offline Library - blank

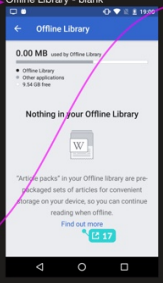
Offline Library

0.00 MB used by Offline Library

Nothing in your Offline Library

"Article packs" in your Offline library are pre-packaged sets of articles for convenient storage on your device, so you can continue reading when offline.

Find out more

Offline Library - with packs

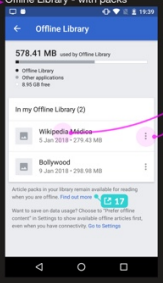
Offline Library

578.41 MB used by Offline Library

In my Offline Library (2)

Wikipedia Médica
5 Jan 2018 • 279.43 MB

Bollywood
9 Jan 2018 • 298.98 MB

Article pack overflow menu

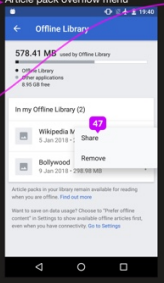

Article pack details


Wikipedia Médica

Article pack - Remove dialog

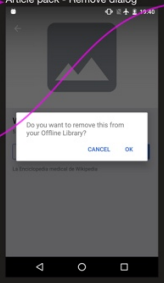
Do you want to remove this from your Offline Library?

Article pack Main page (when offline)



This Main Page provides an overview of the contents of this article pack.

You may also explore the contents of any article pack in your Offline Library by searching for available articles while you are offline.

You're reading the version of this article from Wikipedia Médica • 5 Jan 2018.

Offline Library - Article search while offline

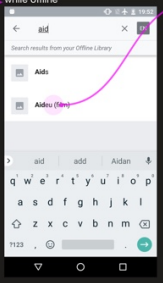

Offline Library - Article loadswith toast message when offline

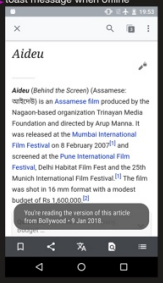
Aideu

Aideu (Behind the Screen) (Assamese: আইদেউ) is an Assamese film produced by the Nagaon-based organization Trinayan Media Foundation and directed by Arup Manna. It was released at the Mumbai International Film Festival on 8 February 2007[1] and screened at the Pune International Film Festival, Delhi Habitat Film Fest and the 25th Munich International Film Festival.[1] The film was shot in 16 mm format with a modest budget of Rs 1,600,000.[2]

You're reading the version of this article from Bollywood • 9 Jan 2018.

46
As of the current version of the app, the Offline Library is shown only if it is enabled in Settings, and only displays articles from ZIM files when the user is offline.

47
Selecting to share a brings up a share sheet to enable the particular ZIM file.

48
A standard explanatiry note is added at the top of the "Main page" for each article pack when the app is offline.