

Reserve
1
4g84M

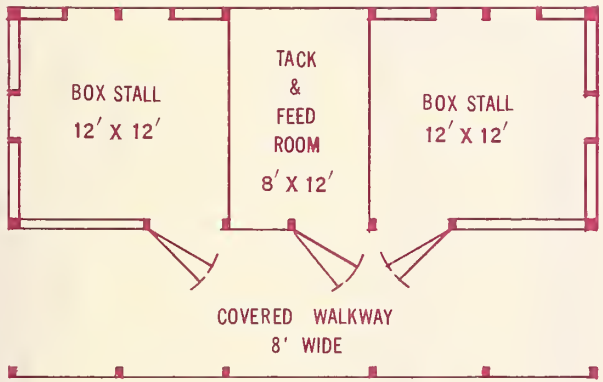

CORE LIST

1240, 2p. OCT 1972

2001

2-stall HORSE BARN

COOPERATIVE
FARM BUILDING
Plan No. 6118
(3-SHEETS)
PLAN EXCHANGE



Comfortable quarters for two horses are provided by this 20- by 32-foot barn. The 12- by 12-foot box stalls, as well as the combination feed and tack room, open into an 8-foot-wide covered walkway. The use of a cupola-type ridge vent and textured one-eleven siding gives a pleasing appearance. Dutch doors provide entry to the stalls and feed room.

Each stall has a rear and a side window for light and ventilation. During hot weather, the top sections of

the Dutch doors can be left open for more cross ventilation. Use a horse-proof latch on the doors that can be opened from both the inside and outside.

The illustration on the back shows the type of construction used.

This 2-stall horse barn was developed by the American Plywood Association and uses grademarked plywood extensively.

Working drawings may be obtained from the extension agricultural engineer at your State university. There may be a small charge to cover cost of printing.

If you do not know the location of your State university, send your request to Agricultural Engineer, Extension Service, U.S. Department of Agriculture, Washington, D.C. 20250. He will forward your request to the correct university.

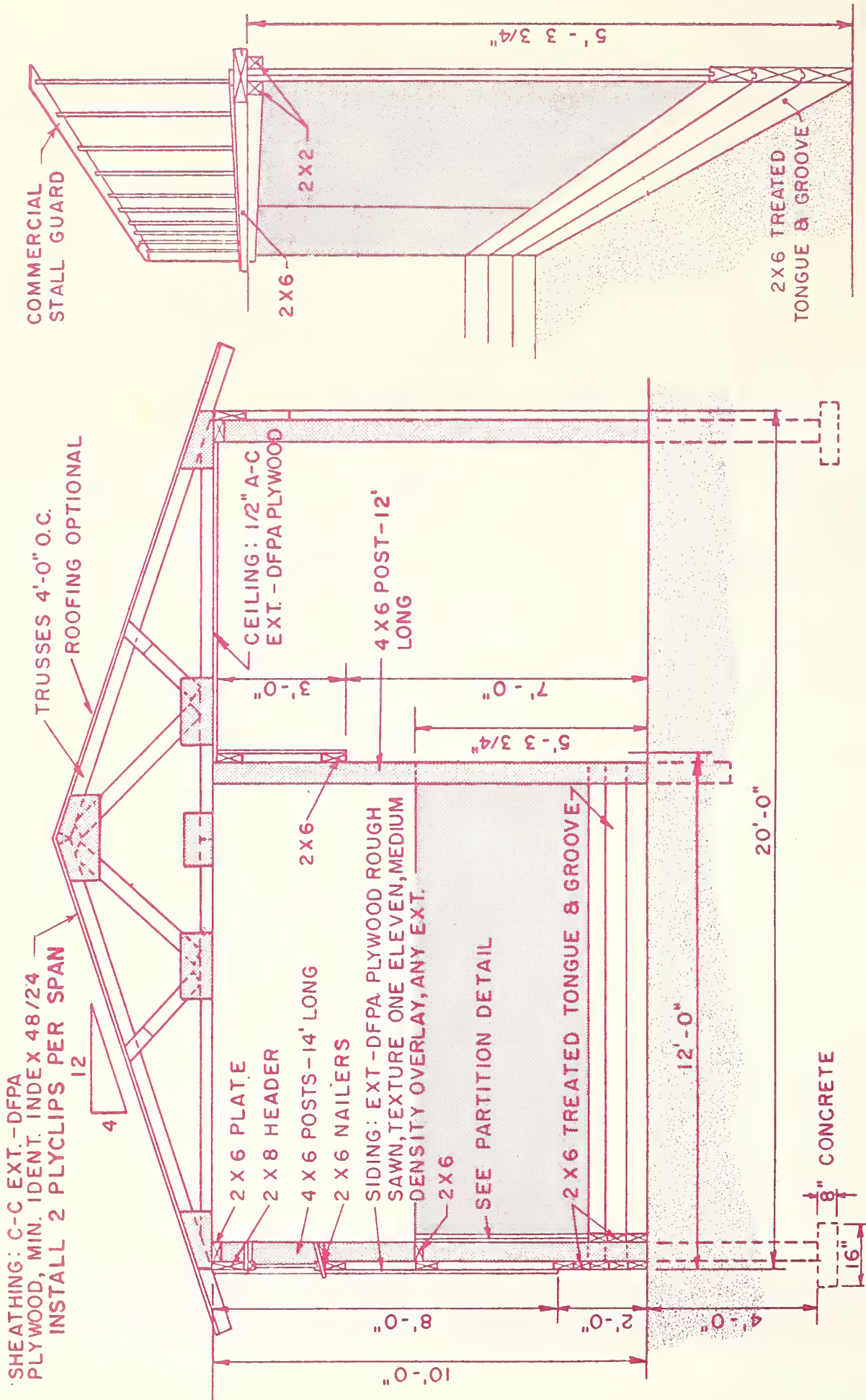
Washington, D.C.

Issued October 1972

UNITED STATES DEPARTMENT OF AGRICULTURE Miscellaneous Publication No. 1240

For sale by the Superintendent of Documents, U.S. Government Printing Office, Washington, D.C. 20402 - Price 5 cents

Stock Number 0100-2618



PARTITION

VIEW FROM STALL AREA

SECTION

WINDOW - STALL - DOOR - WALKWAY

PLAN NO. 6118

AGRICULTURAL RESEARCH SERVICE

