DECLASSIFIED E.O. 12065 SECTION 3-402/NNDG NO. 775013

RG 331, National Archives and Records Service

Allied Operational and Occupation
Headquarters, World War II

SUPREME COMMANDER FOR THE ALLIED POWERS

Civil Affairs Section
Chugoku Civil Affairs Region
Misc. Correspondence File
1945-51

Evaluation of Arsenals to Region Inspection Report

Box No. 2987

(Compiled by *National Diet Library*) MF

DECLASSIFIED E.O. 12065 SECTION 3-402/NNDG NO. 775013

GHQ/SCAP Records (RG 331, National Archives and Records Service)

Description of contents

(1) Box no. 2987

(2) Folder title/number: (1)
Evaluation of Arsenals

(3) Date: Apr. 1948 - July 1948

(4) Subject:

Classification	Type of record
9212, 9621	k, r

(5) Item description and comment:
i) Yamaguchi
ii) Includes Iwakuni & Kure Ex-Navy Arsenals

(6) Reproduction: (Yes) No

(7) Film no. Sheet no.

(Compiled by *National Diet Library*)

DECLASSIFIED E.O. 12065 SECTION 3-402/NNDG NO. 775013

REPORT ON EVALUATION OF

CODE NO 45-6

NAME OF PLANT Ex-Naval 11th A

NAME OF BRANCH Iwakuni Branch

ADDRESS Shozoku Iwakuni

CERTIFICATION

We hereby certify that the evaluation
plant has been examined by the unde
to be complete and correct

Y. Suginoto
CHAIRMAN, WORKING EVALUATION COMMITTEE

Hiroshi Sato
CHAIRMAN, REGIONAL EVALUATION COMMITTEE

CHAIRMAN, NATIONAL EVALUATION COMMITTEE

DECLASSIFIED E.O. 12065 SECTION 3-402/NNDG NO. 775013

REPORT
ON
LUATION OF ARSENALS

E No 45-6

E OF PLANT Ex-Naval 11th Aircraft Arsenal

E OF BRANCH Iwakuni Branch Factory

RESS Shozoku Iwakuni-shi Yamaguchi-ken

Certification

eby certify that the evaluation report for this
as been examined by the undersigned and found
complete and correct

TEE

TEE

TTEE

Director, State Property Bureau
Ministry of Finance.

Director, Reparations Board

DECLASSIFIED E.O. 12065 SECTION 3-402/NNDG NO. 775013

DATE 26th June 1948
COPY NUMBER 4/5

SENALS

SENAL

LCHI-KEN

r this
nd found

IRECTOR, STATE PROPERTY BUREAU
INISTRY OF FINANCE.

IRECTOR, REPARATIONS BOARD

DECLASSIFIED E.O. 12065 SECTION 3-402/NNDG NO. 775013

Integrated Facilities	Authorized Use			S
	Pages	No. of Machines	Value	Page
MACHINE SHOP (1)				

DECLASSIFIED E.O. 12065 SECTION 3-402/NNDG NO. 775013

List the Integrated Facilities evaluated in this plant. For each integrated facility show page numbers, the number of machines and the total removable value for each of the following groups: Authorized Use, Special Purpose, Restitution Property, Exempted, Machines or Equipment Used for Occupation Forces. The total Removable Value for Future Disposition will be shown in the next column.

The total available value for the facility will be shown in the last column. Total available value means the value of all removable assets not included in Total for Future Disposition.

e	Special Purpose			Restitution Property			Exempted			
Value	Pages	No. of Machines	Value	Pages	No. of Machines	Value	Pages	No. of Machines	Value	

DECLASSIFIED E.O. 12065 SECTION 3-402/NNDG NO. 775013

lue	Used For Occupation Forces			Total For Future Disposition			Total Available Value
	Pages	No. of Machines	Value	Pages	No. of Machines	Value	
							83,831

DECLASSIFIED E.O. 12065 SECTION 3-402/NNDC NO. 77 5013

PLANT INSPECTION CHECK SHEET

Date: 26th June 1948

1. Name of Company and Plant:

IWAKUNI BRANCH FACTORY OF EX-NAVAL 11TH AIRCRAFT ARSENAL

2. Code No. of Plant: 45 - 6 Industrial Group: NAVAL ARSENAL

3. Address of Plant: SHOZOKU, IWAKUNI-SHI, YAMAGUCHI-KEN

4. Products: 1939 None

1941 to 1945 Repairing of Airerafts and Manufacturing of Accessories

1948 None

5. Employee (No. of factory workers on main shift normally at work):

1939 None

Peak during 1941-1945 1,125 (2,250/2 shift)

1948 Nil

6. Plant Data: Year Plant was Established 1940

No. of Buildings: Containing Reparation Equipments 1

Containing Available Reparat. Equip. 1

7. Equipment Data: Total No. of Inventoried Items: 34

	Number of Machine	Estimated Present Average Age
Purchased New	31	7.6
Purchased Second Hand		

1948 Jan

6. Plant Data: Year Plant was Established 1940

No. of Buildings: Containing Reparation Equipments 1

Containing Available Reparat. Equip. 1

7. Equipment Data: Total No. of Inventoried Items: 34

	Number of Machine	Estimated Present Average Age
Purchased New	31	7.6
Purchased Second-Hand	3	12.6

8. Data on Machine Tools (From previous inventory taken under OD 5/4):

	Total	Grade 1	Grade 2	Grade 3
Japanese-Made Machines:				
Available	26	9	13	4
In Authorized Use	0	0	0	0
Foreign-Made Machines:				
Available	5	0	4	1
In Authorized Use	0	0	0	0

9. Plant Subdivision:

	Building Location	No. of Items Available Sec. A & B	Invent'd Auth. Use Sec. D & H	Remarks on Completeness or Usability of Available Equipment
Machine Shop	1	29	None	Usable after repairing
Miscellaneous	1	5	None	Usable after repairing

10. Plant Layout: See attached Layout Sheet.
(1)

DECLASSIFIED E.O. 12065 SECTION 3-402/NNDG NO. 77 5013

PLANT INSPECTION CHECK SHEET (Continued)

11. Overall Maintenance: Good

12. Is Reconditioning Completed? Yes

Date of Completion December 1947

1 Employee; who is skilled mechanic, is engaged in daily maintenance and reconditioning of equipments.

13. If major portions of the plant are less useful or less desirable than other sections or have been damaged, specify the reasons (and building locations) and explain reasons: No reference

14. Suggested Plant Division for Allocation Purposes:

If the plant is large or medium in size and might in the future have to be divided between two or more nations receiving reparations, is there any logical and simple basis for dividing the available equipments of the plant into two units? No.

Y. Sugimoto

Chairman, Working Evaluation Committee

DECLASSIFIED E.O. 12065 SECTION 3-402/NNDG NO. 775013

Chairman, Working Evaluation Committee Y. Sugimoto

Chairman, Regional Evaluation Committee

DECLASSIFIED E.O. 12065 SECTION 3-402/NNDG NO. 77 5013

DECLASSIFIED E.O. 12065 SECTION 3-402/NNDG NO. 775013

DECLASSIFIED E.O. 12065 SECTION 3-402/NNDG NO. 775013

PLANT LAYOUT.

IWAKUNI BRANCH FACTORY EX-NAVAL 11Th, AIR CRAFT ARSENAL

CODE No, 45 - 6

ADDRESS, SHOZOKU IWAKUNI-SHI YAMAGUCHI-KEN SCALE 1/600



DECLASSIFIED E.O. 12065 SECTION 3-402/NNDG NO. 775013

NAL

500

REMARKS: BUILDING No. 1 (WAREHOUSE) HAS BEEN RELEASED ON SEPT., 26, 1947.

DECLASSIFIED E.O. 12065 SECTION 3-402/NNDG NO. 775013

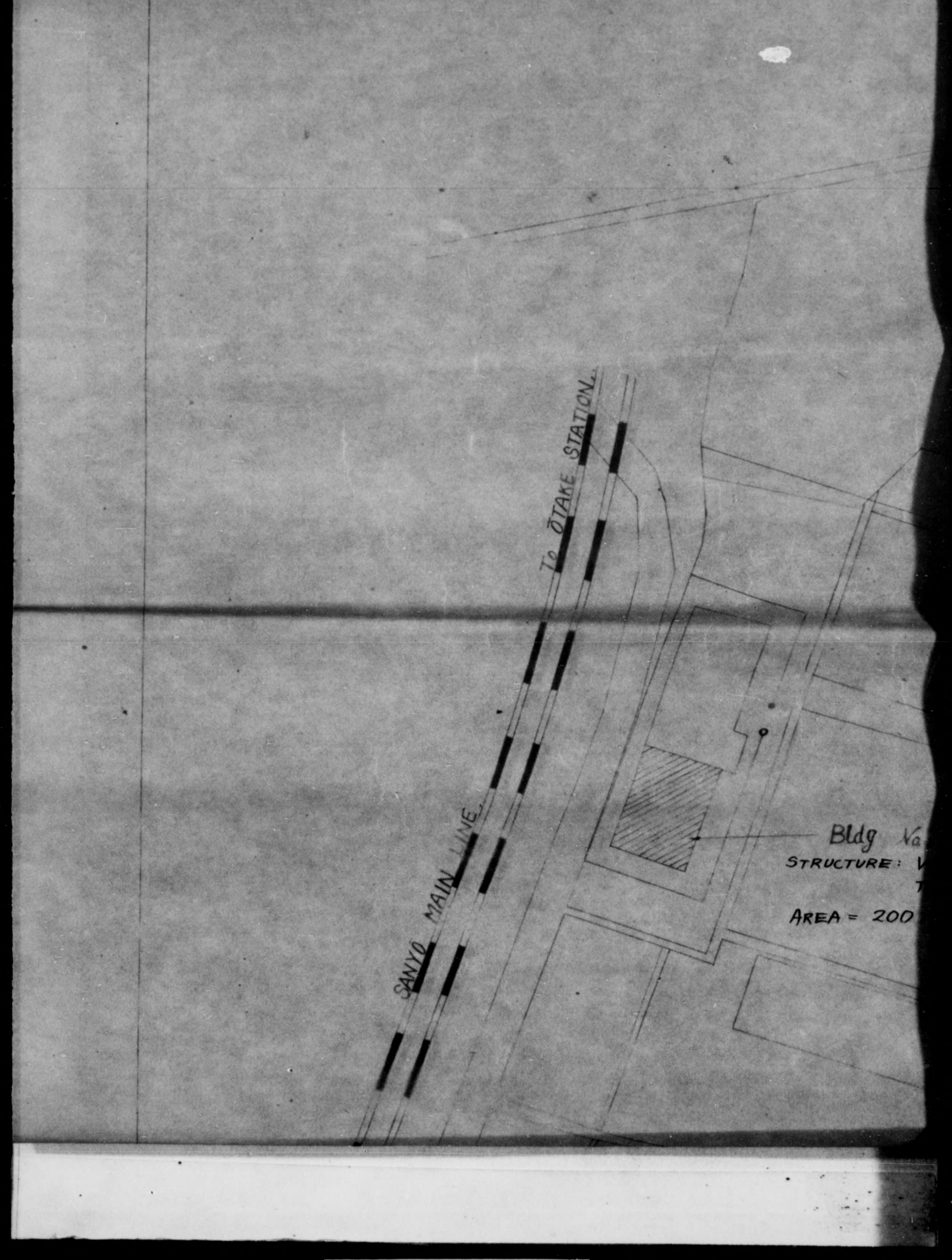

DECLASSIFIED E.O. 12065 SECTION 3-402/NNDG NO. 775013

DECLASSIFIED E.O. 12065 SECTION 3-402/NNDG NO. 775013

RELEASED ON SEPT. 20, 1947.

DECLASSIFIED E.O. 12065 SECTION 3-402/NNDG NO. 775013

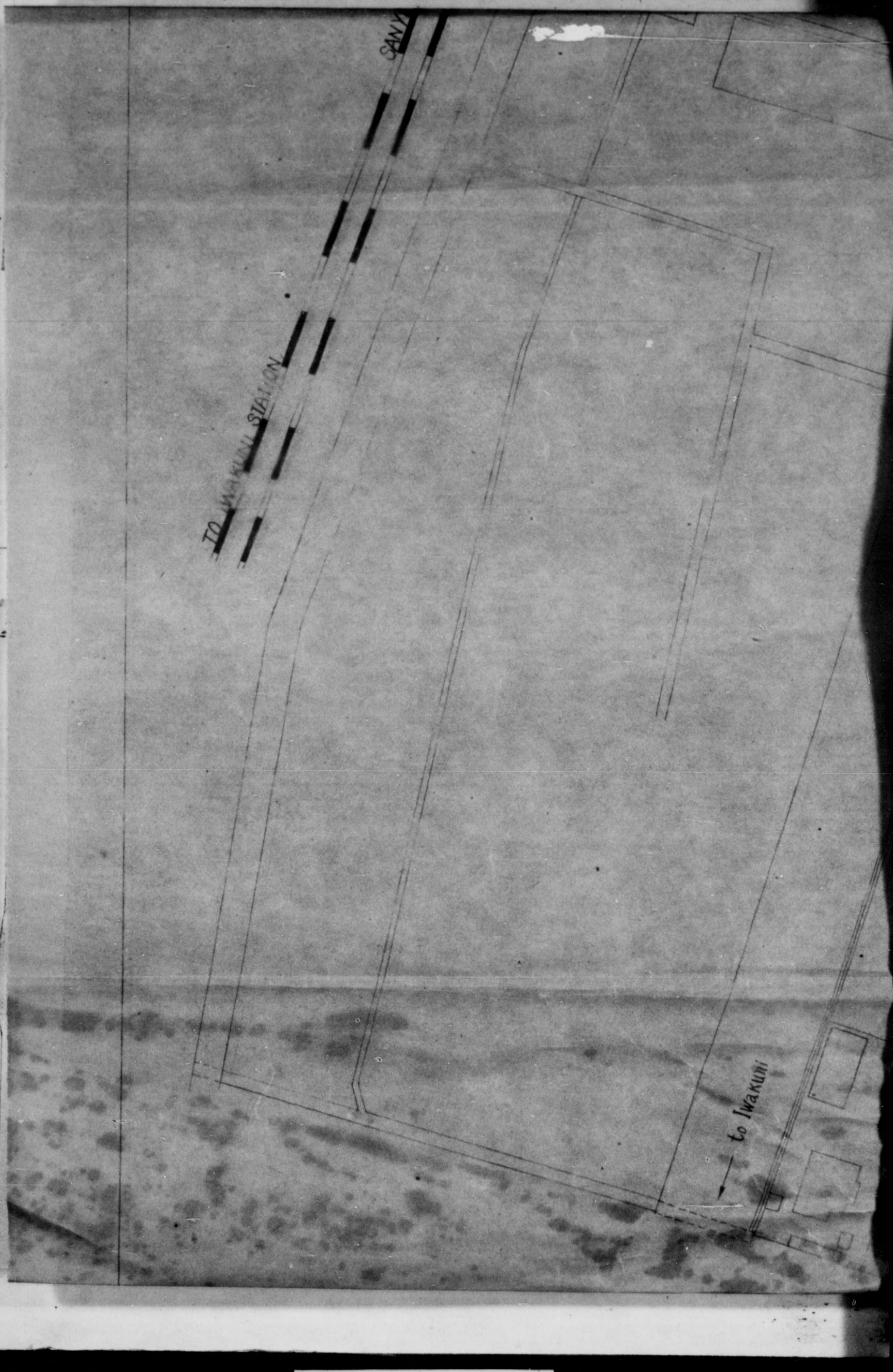

DECLASSIFIED E.O. 12065 SECTION 3-402/NNDG NO. 775013

DECLASSIFIED E.O. 12065 SECTION 3-402/NNDG NO. 775013

Iwakuni Harbor

DECLASSIFIED E.O. 12065 SECTION 3-402/NNDG NO. 775013

DECLASSIFIED E.O. 12065 SECTION 3-402/NNDG NO. 775013



DECLASSIFIED E.O. 12065 SECTION 3-402/NNDG NO. 775013

Seto inland sea

DECLASSIFIED E.O. 12065 SECTION 3-402/NNDG NO. 775013

GENERAL SUMMARY SHEET

Date 26th June 1948

A Plant Code No. 45 - 6

B. Name of plant IWAKUNI BRANCH FACTORY OF EX-NAVAL 11TH AIRCRAFT ARSENAL

C. Address SHOZOKU, IWAKUNI-SHI, YAMAGUCHI-KEN Branch

D. Industrial Group NAVAL ARSENAL

Major Claissification No.	No. of Items	Purchase Price in 1939 Yen	Evaluated Price
I. Available Equipment			
A. Integrated Facilities Section	29	122,380	83,831
1. Machine Shop	29	122,380	83,831
B. Miscellaneous Equipment Section	5	2,750	2,043
1. Machine Tools and Metal Working Machine	2	1,700	1,275
2. General Purpose Equipment	3	1,050	768
C. Supplies Section	None		
Total Value of Available Equipment		125,130	85,874

DECLASSIFIED E.O. 12065 SECTION 3-402/NNDG NO. 775013

GENERAL
SUMMARY SHEET

Date 26th June 1948

A Plant Code No. 45 - 6

B. Name of plant IWAKUNI BRANCH FACTORY OF EX-NAVAL Branch 11TH AIRCRAFT ARSENAL

C. Address SHOZOKU, IWAKUNI-SHI, YAMAGUCHI-KEN Branch

D. Industrial Group NAVAL ARSENAL

Major Claissification No.	No. of Items	Purchase Price in 1939 Yen	Evaluated Price
II. Non-available Equipment and Values	None		
III. Non-removable Equipment	None		
IV. Non-removable Values	None		
V. Total Others	None		

GRAND TOTAL PLANT VALUE 85,874

DECLASSIFIED E.O. 12065 SECTION 3-402/NNDG NO. 775013

SUMMARY SHEET

Date 26th June 1948

A. Plant Code No. 45 - 6

B. Name of Plant IWAKUNI BRANCH FACTORY OF EX-NAVAL 11TH AIRCRAFT ARSENAL Branch

C. Address SHOZOKU, IWAKUNI-SHI, YAMAGUCHI-KEN Branch

D. Industrial Group NAVAL ARSENAL

Major Classification No.	No. of Items	Purchase Price in 1939 Yen	Evaluated Price
I. Available Equipment			
A. Integrated Facilities Section	29	122,380	83,831
1. Machine Shop			
a. Drilling Machines	1	660	279
b. Lathes	22	97,620	66,537
c. Milling Machines	6	24,100	17,015
B. Miscellaneous Equipment Section	5	2,750	2,043
1. Machine Tools and Metal Working Machines			
a. Rivetting Machines	2	1,700	1,275
2. General Purpose Equipment			
a. Power Transmission Equipments	3	1,050	768
C. Supplies Section	None		
Total Value of Available Equipment		125,130	85,874
II. Removable Equipment for Future Disposition			
D. Authorized Use Section	None		
E. Special Purpose Section	None		
F. Restitution Items Section	None		
G. Exempted Equipment Section	None		
H. Used by the Occupation Forces Sec.	None		
Total Value of Removable Equipment for Future Disposition		0	0

DECLASSIFIED E.O. 12065 SECTION 3-402/NNDG NO. 775013

SUMMARY SHEET

Date 26th June 1948

A. Plant Code No. 45 - 6

B. Name of Plant IWAKUNI BRANCH FACTORY OF EX-NAVAL 11TH AIRCRAFT ARSENAL Branch

C. Address SHOZOKU, IWAKUNI-SHI, YAMAGUCHI-KEN Branch

D. Industrial Group NAVAL ARSENAL

Major Classification No.	No. of Items	Purchase Price in 1939 Yen	Evaluated Price
III. Non-removable Equipment			
I. Non-removable Equipment Sec.	None		
Total Value of Non-removable Equip.		0	0
IV. Non-removable Value			
J. Non-removable Value	None		
Total Value of Non-removable Value		0	0
V. Total Others			
K. Office Furniture and Equipment in Authorized Use	None		
L. Building	None		
M. Civil Engineering Works	None		
N. Improvement	None		
Total Value of Total Others		0	0
GRAND TOTAL PLANT VALUE			85,874

DECLASSIFIED E.O. 12065 SECTION 3-402/NNDG NO. 775013

A CODE NUMBER 45-6

B NAME OF PLANT IWAKUNI BRANCH FACTORY OF EX-NAVAL 4TH AIR

C LOCATION SHOZOKU IWAKUNI-SHI YAMAGUCHI-KEN

D INDUSTRIAL GROUP NAVAL ARSENAL

E SECTION OF EVALUATION INTEGRATED FACIRITY

F TYPE OF FACILITY MACHINE SHOP

1 Item No.	2 Bldg. No.	3 Inventory No.	4 Name-Type-Specifications / Accessories & Spare parts	5 Weight (Kg)	6 Packing Size Length Width Height (cm)
			BROUGHT FORWARD	0	
1	1	378	DRILLING MACHINE. SENSITIVE TYPE: C. S. D DRILL CAP. 3/4" x 200 m/m VERT. ADJUST OF TABLE = 200 m/m LONG FEED OF TABLE = 230 m/m TABLE SIZE = 460 x 150 m/m CROSS FEED OF TABLE = 110 m/m SPINDLE R.P.M = 200/1,800 CHANG OF SPINDLE SPEED = 5	500	L=190 W= 80 H=65
2	1	342	LATHE GAP. ENGLISH TYPE C. S. D. BED LENGTH = 1,850 m/m SWING OVER BED = 500 m/m SWING OVER GAP = 700 m/m DISTANCE BETWEEN CENTER = 700 m/m BED WIDTH = 360 m/m HOLE THROUGH SPINDLE = 55 m/m SPINDLE SPEED NO. = 8 (25/450 R.P.M)	1,200	L=2 W= H=12
3	1	343	LATHE ENGINE. AMERICAN TYPE C, S. D. BED LENGTH = 1,850 m/m SWING OVER BED. = 370 m/m SWING OVER CARRIAGE = 200 m/m BED WIDTH = 240 m/m DISTANCE BETWEEN CENTERS = 1100 m/m HOLE THROUGH SPINDLE = 38 m/m SPINDLE SPEED NO. = 6 (25/450 RPM)	1,000	L=2 W= H=12
4	1	348	LATHE ENGINE. AMERICAN TYPE. I.M.D BED LENGTH = 1,100 m/m SWING OVER BED = 280 m/m SWING OVER CARRIAGE = 120 m/m BED WIDTH = 250 m/m DISTANCE BETWEEN CENTERS = 400 m/m HOLE THROUGH SPINDLE = 30 m/m SPINDLE SPEED NO. = 6 (59/1200 R.P.M) FEED NO. = 6 (0.1/1.6 m/m) MOTOR; AC. 60 ~. 3 φ. 1,740 R.P.M. 1 H.P.	650	L=14 W=5 H=12

NOTES : NO Dittos Allowed in Spaces

Crossline All Spaces Not Used (As Shown Above)

Page-Total 3,350

Cumulative-Total 3350

DECLASSIFIED E.O. 12065 SECTION 3-402/NNDG NO. 775013

UTH AIR CRAFT ARSENAL
KEN

PLANT EVALUATION

REMOVABLE

6	7	8		9	9A	10	11	12	13	14	15
Packing Size Length Width Height (cm)	Maker and Country	Year--Made--or Installed	DON'T USE	Original Cost	Purchase Price of Removable Equipment	Conversion Factor	Purchase Price 1939 Yen	Life Expectancy	Future Life	Salvage Value	Depreciation Factor
				0	0		1.0				
							(ES)				
L=190	W.B.KNIGHR	1931		355	355	185.8	660	25	8	15	422
W= 80	AMERICA										
H=65											
							(ES)				
L=200	UNKNOWN	1940		6,568	6,568	94.4	6,200	25	17	15	72.8
W= 75	JAPAN										
H=120											
							(ES)				
L=200	LIBERMANN	1941		2,477	2,477	88.8	2,200	25	16	15	76.2
W= 75	WAELCHILE										
H=120	CHINA										
							(ES)				
L=140	RIKEN-KO-GYO, Co.	1940		3,708	3,708	94.4	3,500	25	17	15	72.8
W= 50											
H=125	JAPAN										
				13,108	13,108		12,560				
				13,108	13,108		12,560				

DECLASSIFIED E.O. 12065 SECTION 3-402/NNDG NO. 775013

SHEET 1 OF 10 SHEETS

DATE 26th June 1948

							NON-REMOVABLE	
15	16	17	18	19	20	21	22	23
Depreciation Factor	Depreciated Value	Other Deductions	Reason-For Other Deductions	Deduction Yen	Total Extra Deduction Yen	Total Depreciated Value	Non-Removable Equipment	Non-Removable Value
	0					0	0	0
.22	279					279		
.8	4,514	FLAT PLATE	MISSING	20	420	4,094		
		CHANG GEARS	MISSING	150				
		IRON LEG	BROKEN	250				
2	1,676	TAIL STOCK	MISSING	150	156	1,520		
		CENTER,	MISSING	2				
		HANDLE FOR BACK GEAR	MISSING	2				
		SLEEVE	MISSING	2				
8	2,548	FOUR JAW CHUCK	MISSING	70	466	2,082		
		TAIL STOCK	MISSING	120				
		CHANGE GEARS	MISSING	150				
		GEAR COVER	MISSING	1				
		MOTOR	MISSING	125				
	9,017					7,975		
	9,017					7,975		

DECLASSIFIED E.O. 12065 SECTION 3-402/NNDG NO. 775013

A CODE NUMBER 45-6

B NAME OF PLANT IWAKUNI BRANCH FACTORY OF EX-NAVAL 11TH AIR C

C LOCATION SHOZOKU, IWAKUNI-SHI, YAMAGUCHI-KEN

D INDUSTRIAL GROUP NAVAL ARSENAL

E SECTION OF EVALUATION INTEGRATED FACILITY

F TYPE OF FACILTY MACHINE SHOP

1	2	3	4	5	6
Item No.	Bldg No.	Inventory No.	Name-Type-Specifications . Accessories & Spare parts	Weight (Kg)	Packing Si Lengt Widt Heigh (cm
			BROUGHT FORWARD	3,350	
5	1	350	LATHE, ENGINE, AMERICAN TYPE, C.S.D. BED LENGTH = 1,830 m.m. SWING OVER BED = 360 m.m. SWING OVER CARRIAGE = 220 m.m. BED WIDTH = 240 m.m. DISTANCE BETWEEN CENTERS = 920 m.m. HOLE THROUGH SPINDLE = 40 m.m. SPINDLE SPEED NO. = 6 (20/500 R.P.M.) FEED NO. = 4 (0.2/1.5 m.m.)	1,000	L=19 W=5 H=12
6	1	352	LATHE, ENGINE, AMERICAN TYPE C.S.D. BED LENGTH = 1,835 m.m. SWING OVER BED = 360 m.m. SWING OVER CARRIAGE = 220 m.m. BED WIDTH = 240 m.m. DISTANCE BETWEEN CENTERS = 920 m.m. SPINDLE SPEED NO. = 6 (20/500 R.P.M.)	1,000	L=190 W=55 H=125
7	1	353	LATHE, ENGINE, AMERICAN TYPE, I.M.D. BED LENGTH = 1,380 SWING OVER BED = 360 m m SWING OVER CARRIAGE = 200 m m BED WIDTH = 325 m m DISTANCE BETWEEN CENTERS = 600 m m HOLE THROUGH SPINDLE = 28 m m SPINDLE SPEED NO. = 4 (200/600 R.P.M.) FEED NO. = 4 (0.1/1.2 m m) MOTOR; A.C. 2HP. 60 ~. 960 R.P.M. 3 ϕ.	1,200	L=155 W=70 H=115
8	1	354	LATHE, GAP. ENGLISH TYPE, I.M.D. BED LENGTH = 3,070 m m SWING OVER BED = 560 m m SWING OVER GAP = 1,020 m m SWING OVER CARRIAGE = 340 m m BED WIDTH = 410 m m DISTANCE BETWEEN CENTERS = 1,700 m m HOLE THROUGH SPINDLE = 35 m m. SPINDLE SPEED NO. = 12 (15/750 R.P.M.) FEED NO. = 6 (0.2/2.5 m m) ATTACHMENT AUTOMATIC FEEDER MOTOR; A.C. 3HP. 220V. 3 ϕ. 60 ~. 1740 R.P.M.	3,500	L=34 W=11 H=15

NOTES: No Dittos Allowed in Spaces
Crossline All Spaces Not Used (As Shown Above)

Page-Total	6,700
Cumulative-Total	10,050

NOTE: ~ = CYCLES, V = VOLT, ϕ = PHASE

DECLASSIFIED E.O. 12065 SECTION 3-402/NNDG NO. 775013

11TH AIR CRAFT ARSENAL.
ICHI-KEN,

PLANT EVALUATION

R E M O V A B L E

	6	7	8		9	9A	10	11	12	13	14	15
ht)	Packing Size Length Width Height (cm)	Maker and Country	Year Made or Installed	DONT USE	Original Cost	Purchase Price of Removable Equipment	Conversion Factor	Purchase Price 1939 Yen	Life Expectancy	Future Life	Salvage Value	Depreciation
50					13,108	13,108		12,560				
	L=190 W=55 H=125	C.Y.C UNKNOWN	1940		2,119	2.119	94.4	(ES) 2,000	25	17	15	72.
	L=190 W=55 H=125	C.Y.C UNKNOWN	1940		2,119	2.119	94.4	(ES) 2,000	25	17	15	72.
	L=155 W=70 H=115	UNKNOWN JAPAN.	1940		4.449	4.449	94.4	(ES) 4,200	25	17	15	72.
	L=340 W=115 H=150	OSAKA-KIKAI SEISAKU-SHO JAPAN	1941		9.572	9.572	88.8	(ES) 8,500	25	16	15	76
					18,259	18,259		16,700				
					31,367	31,367		29,260				

DECLASSIFIED E.O. 12065 SECTION 3-402/NNDG NO. 775013

DATE 26th JUNE 1948

							NON-REMOVABLE	
15	16	17	18	19	20	21	22	23
Depreciation Factor	Depreciated Value	Other Deductions	Reason For Other Deductions	Deduction Yen	Total Extra Deduction Yen	Total Depreciated Value	Non-Removable Equipment	Non-Removable Value
	9,017					7,975		
72.8	1,456	CHANGE GEARS	MISSING	150	150	1,306		
72.8	1,456					1,456		
72.8	3,058	FLAT	MISSING	35	317	2,741		
		TAIL STOCK	MISSING	120				
		CENTER	MISSING	2				
		MOTOR	MISSING	160				
76.2	6,477	TAIL STOCK	MISSING	250	464	6,013		
		GEAR COVER	MISSING	10				
		CENTER	MISSING	3				
		SLEEVE	MISSING	3				
		MOTOR	MISSING	198				
	12,447					11,516		
	21,464					19,491		

DECLASSIFIED E.O. 12065 SECTION 3-402/NNDG NO. 775013

A CODE NUMBER 45-6

B NAME OF PLANT IWAKUNI BRANCH FACTORY OF EX-NAVAL 11TH AIR CMAND

C LOCATION SHOZOKU. IWAKUNI-SHI. YAMAGUCHI-KEN,

D INDUSTRIAL GROUP NAVAL ARSENAL

E SECTION OF EVALUATION INTEGRATED FACILITY,

F TYPE OF FACILITY MACHINE SHOP.

1	2	3	4	5	6
Item No.	Bldg. No.	Inventory No.	Name–Type–Specifications Accessories & Spare parts	Weight (Kg)	Packing Length Width Height (cm)
/	/	/	BROUGHT FORWARD	10.050	/
9	1	382	LATHE, HEAVY DUTY. AMERICAN TYPE. I.M.D. BED LENGTH = 2.000 m/m SWING OVER BED = 460 m/m SWING OVER CARRIAGE = 360 m/m BED WIDTH = 350 m/m DISTANCE BETWEEN CENTERS = 950 m/m HOLE THROUGH SPINDLE = 35 m/m SPINDLE SPEED NO. = 12 (15/750 R.P.M.) FEED NO. = 8 (0.2/2.0 m/m) ATTACHMENT AUTOMATIC FEEDER. MOTOR: A.C 3HP 60~ 3φ 1.740 R.P.M.	1.950	L=25 W=7 H=16
10	1	384	LATHE. ENGINE. AMERICAN TYPE. C.S.D. BED LENGTH = 1.350 m/m SWING OVER BED = 370 m/m SWING OVER CARRIAGE = 250 m/m BED WIDTH = 245 m/m DISTANCE BETWEEN CENTERS = 1.050 m/m HOLE THROUGH SPINDLE = 40 m/m SPINDLE SPEED NO. = 6 (25/450 R.P.M.) FEED NO. = 4 (0.2/1.5 m/m)	500	L=20 W=6 H=6
11	1	385	LATHE. ENGINE. AMERICAN TYPE. C.S.D. BED LENGTH = 1.110 m/m SWING OVER BED = 360 m/m SWING OVER CARRIAGE = 230 m/m BED WIDTH = 220 m/m DISTANCE BETWEEN CENTERS = 1.000 m/m HOLE THROUGH SPINDLE = 35 m/m SPINDLE SPEED NO. = 6 (25/450 R.P.M.) FEED NO. = 4 (0.2/1.5 m/m) ATTACHMENT COUNTER SHAFT: SIZE = 27φ x 620 m/m	600	L=19 W=6 H=11

NOTES : NO Dittos Allowed in Spaces — Page-Total 3350

Crossline All Spaces Not Used (As Shown Above) — Cumulative-Total 13,400

NOTE; ~ = CYCLE, V. = VOLT. φ = PHASE.

DECLASSIFIED E.O. 12065 SECTION 3-402/NNDG NO. 775013

AIR CRAFT ARSENAL.

PLANT EVALUATION

REMOVABLE

5	6	7	8		9	9A	10	11	12	13	14	15
ight Kg)	Packing Size Length Width Height (cm)	Maker and Country	Year-Made-or Installed	DON'T USE	Original Cost	Purchase Price of Removable Equipment	Conversion Factor	Purchase Price 1939 Yen	Life Expectancy	Future Life	Salvage Value	Depreciation Factor
50					31,367	31,367		21,460				
60	L=250 W=70 H=160	KAKATU IRON-WORKS JAPAN	1140		6,356	6,356	94.4	(ES) 6,000	25	17	15	74
00	L=200 W=60 H=60	CHUNGYUEN IRON-WORKS CHINA	1140		2,224	2,224	94.4	(ES) 2,000	25	17	15	74.5
00	L=185 W=60 H=115	UNKNOWN JAPAN	1940		2,119	2,119	94.4	(ES) 2,000	25	17	15	74.5
70					10,679	10,679		10,100				
30					42,066	42,066		39,360				

DECLASSIFIED E.O. 12065 SECTION 3-402/NNDG NO. 775013

SHEET 3 OF 10 SHEETS

DATE 26/11 JUNE 1948

								NON-REMOVABLE	
14	15	16	17	18	19	20	21	22	23
Salvage Value	Depreciation Factor	Depreciated Value	Other Deductions	Reason-For Other Deductions	Deduction Yen	Total Extra Deduction Yen	Total Depreciated Value	Non-Removable Equipment	Non-Removable Value
		21,464					19,491		
15	74.8	4,348	UNION COVER	MISSING	2	206	4,162		
			CENTER	MISSING	3				
			SLEEVE	MISSING	3				
			MOTOR	MISSING	118				
15	74.3	1,549	TAIL STOCK	MISSING	150	435	1,114		
			LEGS	BROKEN	100				
			CHANGE GEARS	MISSING	150				
			FLAT	MISSING	35				
15	74.8	1,456	TAIL STOCK	MISSING	150	288	1,118		
			FLAT	MISSING	35				
			CENTER	MISSING	3				
			LEGS	CRACKED	50				
		4,353					6,474		
		28,817					25,965		

DECLASSIFIED E.O. 12065 SECTION 3-402/NNDG NO. 775013

A CODE NUMBER 45-6

B NAME OF PLANT IWAKUNI BRANCH FACTORY OF EX-NAVAL 11TH AIR GRAB

C LOCATION SHOZOKU. IWAKUNI-SHI. YAMAGUCHI-KEN,

D INDUSTRIAL GROUP NAVAL ARSENAL.

E SECTION OF EVALUATION INTEGRATED FACILITY.

F TYPE OF FACILITY MACHINE SHOP.

1	2	3	4	5	6
Item No.	Bldg. No.	Inventory No.	Name–Type–Specifications Accessories & Spare parts	Weight (Kg)	Packing Leng Wid Heig (cm
			BROUGHT FORWARD	13,400	
12	1	389	LATHE. ENGINE. AMERICAN TYPE. I.M.D. BED LENGTH = 1.100 m m SWING OVER BED = 280 m m SWING OVER CARRIAGE = 120 m m BED WIDTH = 250 m m DISTANCE BETWEEN CENTERS = 400 m m HOLE THROUGH SPINDLE = 30 m m SPINDLE SPEED NO. = 6 (50/1.200 R.P.M.) FEED NO. = 6 (0.1/1.5 m m) MOTOR; A.C. 1HP 220V. 60~ 1.740R.P.M.	500	L=140 W=50 H=125
13	1	392	LATHE. HEAVY DUTY. AMERICAN TYPE. I.M.D. BED LENGTH = 2.000 m m SWING OVER BED = 400 m m SWING OVER CARRIAGE = 220 m m WIDTH OF BED = 345 m m DISTANCE BETWEEN CENTERS = 800 m m HOLE THROUGH SPINDLE = 33 m m SPINDLE SPEED NO. = 8 (12/425 R.P.M.) FEED NO. = 6 (0.2/1.6 m m) ATTACHMENT AUTOMATIC FEEDER. GEARED PUMP. (FOR COOLANT OIL.) MOTOR: A.C. 2HP 220V 60~ 3P 1.740R.P.M.	4950	L=22 W=85 H=14
14	1	393	LATHE. GAP. ENGLISH TYPE. C.S.D. BED LENGTH = 1.860 m m SWING OVER GAP. = 800 m m SWING OVER BED = 360 m m BED WIDTH = 280 m m DISTANCE BETWEEN CENTERS = 900 m m HOLE THROUGH SPINDLE = 35 m m SPINDLE SPEED NO. = 8 (25/650 R.P.M.) FEED NO. = 4 (0.2/1.5 m m) SCREW CUTTING - COMPLETE.	4200	L=210 W=85 H=105

NOTES : NO Dittos Allowed in Spaces

Crossline All Spaces Not Used (As Shown Above)

Page–Total 8,650

Cumulative–Total 18,050

NOTE; ~ = CYCLE

DECLASSIFIED E.O. 12065 SECTION 3-402/NNDG NO. 775013

...R COAST ARSENAL.

PLANT EVALUATION

REMOVABLE

6	7	8		9	9A	10	11	12	13	14	15
Packing Size Length Width Height (cm)	Maker and Country	Year-Made-or Installed	DON'T USE	Original Cost	Purchase Price of Removable Equipment	Conversion Factor	Purchase Price 1939 Yen	Life Expectancy	Future Life	Salvage Value	Depreciation Factor
				12,044	12,066		39,360				
L=140 W=50 H=125	RIKEN-KOGYO JAPAN	1940		1,906	1,906	944	(ES) 1,800	25	17	15	72.8
L=220 W=85 H=145	KARATU IRON-WORKS JAPAN	1940		7,945	7,945	944	(ES) 7,500	25	17	15	72.8
L=210 W=85 H=105	UNKNOWN JAPAN	1940		2,669	2,669	944	(ES) 2,520	25	17	15	72.8
				12,544	12,520		11,820				
				54,586	54,586		51,180				

DECLASSIFIED E.O. 12065 SECTION 3-402/NNDG NO. 775013

SHEET 4 OF 10 SHEETS

DATE 25TH JUNE 1948

14	15	16	17	18	19	20	21	NON-REMOVABLE 22	23
Salvage Value	Depreciation Factor	Depreciated Value	Other Deductions	Reason-For Other Deductions	Deduction Yen	Total Extra Deduction Yen	Total Depreciated Value	Non-Removable Equipment	Non-Removable Value
		28,217					25,965		
5	12.8	4,310	CHUCK	MISSING	70	595	717		
			TAIL STOCK	MISSING	150				
			LEGS	BROKEN	100				
			CHANGEGEAR	MISSING	150				
			MOTOR REDUCING	MISSING	125				
5	12.8	5,460	GEARS.	MISSING	20	26	5,434		
			SLEEVE	MISSING	3				
			CENTER	MISSING	3				
5	12.8	1,835					1,835		
		8,605					7,984		
		37,422					33,941		

DECLASSIFIED E.O. 12065 SECTION 3-402/NNDG NO. 775013

A CODE NUMBER 45-6

B NAME OF PLANT IWAKUNI BRANCH FACTORY OF EX NAVAL 11TH

C LOCATION SHOZOKU, IWAKUNI-SHI YAMAGUCHI-KEN

D INDUSTRIAL GROUP NAVAL ARSENAL

E SECTION OF EVALUATION INTEGRATED FACIRITY

F TYPE OF FACILTY MACHINE SHOP

1 Item No.	2 Bldg No.	3 Inventory No.	4 Name-Type-Specifications Accessories & Spare parts	5 Weight (Kg)	6 Packing S Lengt Widt Heigh (c m
			BROUGHT FORWARD	17,050	
15	1	394	LATHE. HEAVY DUTY. AMERICAN TYPE, I.M.D. BED LENGTH = 2,000 m/m SWING OVER BED = 400 m/m WIDTH OF BED = 350 m/m DISTANCE BETWEEN CENTERS = 800 m/m HOLE THROUGH SPINDLE = 35 m/m SPINDLE SPEED NO. = 6 (42/425 R.P.M) FEED NO. = 6 (0.2/1.5 m/m) ATTACHMENT AUTOMATIC FEEDER MOTOR; AC. 2HP, 220V, 60~, 3φ 1,740 R.P.M.	1,950	L=22 W=110 H=145
16	1	395	LATHE. ENGINE. AMERICAN TYPE. I.M.D BED LENGTH = 1,130 m/m SWING OVER BED = 280 m/m SWING OVER CARRIAGE = 120 m/m BED WIDTH = 250 m/m DISTANCE BETWEEN CENTERS = 500 m/m HOLE THROUGH SPINDLE = 35 m/m SPINDLE SPEED NO. = 6 (30/1,200 RPM FEED NO. = 6 (0.2/1.5 m/m) MOTOR; AC. 1HP. 220V. 60~. 3φ. 1740 R/M	600	L=140 W=50 H=125
17	1	347	LATHE. ENGINE. AMERICAN TYPE. I. M. D BED LENGTH = 2,200 m/m SWING OVER BED = 400 m/m SWING OVER CARRIAGE = 200 m/m BED WIDTH = 335 m/m DISTANCE BETWEEN CENTERS = 1,100 m/m HOLE THROUGH SPINDLE = 30 m/m SPINDLE SPEED. NO. = 8 (20/1500 R.P.M.) FEED NO. = 8 (0.1/2.0 m/m) MOTOR; AC. 3HP. 220V. 60~ 3φ. 1740 R/M	1,950	L=256 W=100 H=125

NOTES: No Dittos Allowed in Spaces
Crossline All Spaces Not Used (As Shown Above)

Page-Total 4,500

Cumulative-Total 21,550

NOTE: ~ = CYCLE

DECLASSIFIED E.O. 12065 SECTION 3-402/NNDG NO. 775013

AIRCRAFT ARSENAL

PLANT EVALUATION

REMOVABLE

6	7	8		9	9A	10	11	12	13	14	15	
Packing Size Length Width Height (cm)	Maker and Country	Year Made or Installed	DON'T USE	Original Cost	Purchase Price of Removable Equipment	Conversion Factor	Purchase Price 1939 Yen	Life Expectancy	Future Life	Salvage Value	Depreciation Factor	Dep
				54,586	54,586		51,180					
L=220	KARATU-	1940		7,945	7,945	14.4	(ES) 7,500	25	17	15	72.8	
W=110	IRON-WORKS											
H=145	JAPAN											
L=140	RIKEN-KOGYO	1940		3,178	3,178	14.4	(ES) 3,000	25	17	15	72.8	
W=50	JAPAN											
H=125												
L=250	AIRAO- SEISAKUSHO	1940		6,355	6,355	14.4	(ES) 6,000	25	17	15	72.8	
W=100	JAPAN											
H=125												
				17,478	17,478		16,500					
				72,064	72,064		67,680					

DECLASSIFIED E.O. 12065 SECTION 3-402/NNDG NO. 775013

SHEET 5 OF 10 SHEETS

DATE 26th June 1948

							NON-REMOVABLE	
15	16	17	18	19	20	21	22	23
Depreciation Factor	Depreciated Value	Other Deductions	Reason For Other Deductions	Deduction Yen	Total Extra Deduction Yen	Total Depreciated Value	Non-Removable Equipment	Non-Removable Value
	37,422					33,949		
72.8	5,460	CENTER	MISSING	3	218	5,242		
		TAPER FEEDER	MISSING	55				
		MOTOR	MISSING	160				
72.8	2,184	RETURN TABLE	MISSING	200	350	1,834		
		TAIL STOCK	MISSING	120				
		FLAT	MISSING	30				
72.8	4,368	TAIL STOCK	MISSING	150	335	4,033		
		FLAT	MISSING	35				
		CHANGE GEARS	MISSING	150				
	17,012					11,109		
	49,434					45,058		

DECLASSIFIED E.O. 12065 SECTION 3-402/NNDG NO. 775013

A CODE NUMBER 45-6

B NAME OF PLANT IWAKUNI BRANCH FACTORY OF EX-NAVAL 11TH. AIR CR

C LOCATION SHOZOKU, IWAKUNI-SHI, YAMAGUCHI-KEN

D INDUSTRIAL GROUP NAVAL ARSENAL

E SECTION OF EVALUATION INTEGRATED FACILITY

F TYPE OF FACILITY MACHINE SHOP

1	2	3	4	5	6
Item No.	Bldg. No.	Inventory No.	Name-Type-Specifications Accessories & Spare parts	Weight (Kg)	Packing Length Width Height (cm)
			BROUGHT FORWARD	21550	
18	1	344	LATHE, TURRET, ENGLISH TYPE, C.S.D. BED LENGTH = 1200 m m SWING OVER BED = 360 m m BED WIDTH = 180 m m DISTANCE BETWEEN CENTERS = 520 m m HOLE THROUGH SPINDLE = 35 m m SPINDLE SPEED NO. = 3 (80-500 R.P.M.) TOOL HOLDER = 6 WAY ATTACHMENT GEARED PUMP (FOR COOLANT OIL)	1000	L = 230 W = 70 H = 120
19	1	346	LATHE, TURRENT ENGLISH TYPE, C.S.D. BED LENGTH = 1,400 m m SWING OVER BED = 360 m m BED WIDTH = 180 m m DISTANCE BETWEEN CENTERS = 520 m m HOLE THROUGH SPINDLE = 35 m m SPINDLE SPEED NO. = 3 (80/500 R.P.M.) TOOL HOLDER = 6 WAY ATTACHMENT GEARED PUMP (FOR COOLANT OIL)	1,000	L = 230 W = 70 H = 12
20	1	380	LATHE, TURRET, ENGLISH TYPE, I.M.D. BED LENGTH = 960 m m SWING OVER BED = 125 m m BED WIDTH = 150 m m DISTANCE BETWEEN CENTERS = 350 m m HOLE THROUGH SPINDLE = 35 m m SPINDLE SPEED NO. = 12 (63/4828 R.P.M.) TOOL HOLDER = 6 WAY MOTOR: A.C. 1HP 220V 60~ 3φ 1,740 R.P.M.	1,000	L = 17 W = 6 H = 12
			NOTES : NO Dittos Allowed in Spaces Crossline All Spaces Not Used (As Shown Above)	Page-Total 3,000 Cumulative-Total 24,550	

NOTE : ~ = CYCLE φ = PHASE V = VOLT

DECLASSIFIED E.O. 12065 SECTION 3-402/NNDG NO. 775013

AIR CRAFT ARSENAL

PLANT EVALUATION

REMOVABLE

6	7	8		9	9A	10	11	12	13	14	15
Packing Size Length Width Height (cm)	Maker and Country	Year-Made-or Installed	DON'T USE	Original Cost	Purchase Price of Removable Equipment	Conversion Factor	Purchase Price 1939 Yen	Life Expectancy	Future Life	Salvage Value	Depreciation Factor
				72,064	72,064		67,680				
L=230 W=70 H=120	ŌKUMA TEKKO-SHO JAPAN	1940		3,708	3,708	94.4	(ES) 3,500	25	17	15	72.8
L=230 W=70 H=120	ŌKUMA TEKKO-SHO JAPAN	1940		3,708	3,708	94.4	(ES) 3,500	25	17	15	72.8
L=175 W=60 H=120	ŌKUMA TEKKO-SHO JAPAN	1940		10,275	10,275	94.4	(ES) 9,700	25	17	15	72.8
				17,691	17,691		16,700				
				89,755	89,755		84,380				

DECLASSIFIED E.O. 12065 SECTION 3-402/NNDG NO. 775013

SHEET 6 OF 10 SHEETS

DATE 26th JUNE 1948

								NON-REMOVABLE	
14	15	16	17	18	19	20	21	22	23
Salvage Value	Depreciation Factor	Depreciated Value	Other Deductions	Reason--For Other Deductions	Deduction Yen	Total Extra Deduction Yen	Total Depreciated Value	Non-Removable Equipment	Non-Removable Value
		49,434					45,058		
5	72.8	2,548	TOOL HOLDER	MISSING	25	25	2,523		
5	72.8	2,548	TOOL HOLDER	MISSING	25	25	2,523	-	
5	72.8	7,062	FEEDER	DAMAGED	65	215	6,847		
			COOLING PUMP	MISSING	25				
			MOTOR	MISSING	125				
		12,158					11,893		
		61,592					56,951		

DECLASSIFIED E.O. 12065 SECTION 3-402/NNDG NO. 775013

A CODE NUMBER 45-6

B NAME OF PLANT IWAKUNI BRANCH FACTORY OF EX-NAVAL 11TH AIR CRAFT AR

C LOCATION SHOZOKU. IWAKUNI-SHI. YAMAGUCHI-KEN.

D INDUSTRIAL GROUP NAVAL ARSENAL.

E SECTION OF EVALUATION INTEGRATED FACILITY.

F TYPE OF FACILTY MACHINE SHOP.

1	2	3	4	5	6
Item No.	Bldg No.	Inventory No.	Name-Type-Specifications Accessories & Spare parts	Weight (Kg)	Packing Size Length Width Height (cm)
			BROUGHT FORWARD	24,550	
21	1	383	LATHE. TURRET. ENGLISH TYPE. C.S.D. BED LENGTH=910 m/m SWING OVER BED=140 m/m BED WIDTH=155 m/m DISTANCE BETWEEN CENTERS=230 m/m HOLE THROUGH SPINDLE=25 m/m SPINDLE SPEED NO.=3 (180/550 R.P.M.) TOOL HOLDER=6 WAY. ATTACHMENT GEARED PUMP (FOR COOLANT OIL)	510	L=150 W=50 H=120
22	1	387	LATHE. TURRET. ENGLISH TYPE. C.S.D. BED LENGTH=960 m/m SWING OVER BED=140 m/m WIDTH OF BED=155 m/m DISTANCE BETWEEN CENTERS=230 m/m HOLE THROUGH SPINDLE=25 m/m SPINDLE SPEED NO.=3 (180/550 R.P.M.) TOOL HOLDER=6 WAY. ATTACHMENT GEARED PUMP (FOR COOLANT OIL)	400	L=150 W=50 H=120
23	1	388	LATHE. TURRET. ENGLISH TYPE. I.M.D. BED LENGTH=940 m/m SWING OVER BED=425 m/m WIDTH OF BED=150 m/m DISTANCE BETWEEN CENTERS=550 m/m HOLE THROUGH SPINDLE=35 m/m SPINDLE SPEED NO.=12 (68/4828 R.P.M.) TOOL HOLDER=6 WAY. MOTOR; A.C. 1HP. 220 V. 60 ∿. 3φ. 1740 R.P.M.	1,000	L=175 W=60 H=120

NOTES: No Dittos Allowed in Spaces
Crossline All Spaces Not Used (As Shown Above)

Page-Total 1,400

Cumulative-Total 26,150

NOTE: ∿=CYCLE V=VOLT. φ=PHASE

DECLASSIFIED E.O. 12065 SECTION 3-402/NNDG NO. 775013

CRAFT ARSENAL

PLANT EVALUATION

REMOVABLE

5	6	7	8		9	9A	10	11	12	13	14	15
...ght (Kg)	Packing Size Length Width Height (cm)	Maker and Country	Year Made or Installed	DONT USE	Original Cost	Purchase Price of Removable Equipment	Conversion Factor	Purchase Price 1939 Yen	Life Expectancy	Future Life	Salvage Value	Depreciation ...
...50					89,755	89,755		84,380				
	L=150	ŌKUMA	1940		2,225	2,225	94.4	(ES) 2,100	25	17	15	72...
	W=50	TEKO-SHO										
	H=120	JAPAN										
...0	L=150	ŌKUMA	1940		2,225	2,225	94.4	(ES) 2,100	25	17	15	72.8
	W=50	TEKO-SHO										
	H=120	JAPAN										
...0	L=175	ŌKUMA	1940		10,275	10,275	94.4	(ES) 9,700	25	17	15	72.8
	W=60	TEKO-SHO										
	H=120	JAPAN										
...0					14,725	14,725		13,900				
...0					104,480	104,480		98,280				

DECLASSIFIED E.O. 12065 SECTION 3-402/NNDG NO. 775013

SHEET 7 OF 10 SHEETS

DATE 26TH JUNE 1948

								NON-REMOVABLE	
14	15	16	17	18	19	20	21	22	23
Value	Depreciation Factor	Depreciated Value	Other Deductions	Reason For Other Deductions	Deduction Yen	Total Extra Deduction Yen	Total Depreciated Value	Non-Removable Equipment	Non-Removable Value
		61,592					56,951		
15	72.8	1,529	CRUTCH	DAMAGED	45	45	1,484		
15	72.8	1,529	RETURN TABLE	MISSING	165	203	1,326		
			SLEEVE	MISSING	3				
			CRUTCH	MISSING	35				
15	72.8	1,062	ADJUSTING BOLT	MISSING	3	7	1055		
			HANDLE	MISSING	4				
		10,120					7,865		
		71,712					64,816		

DECLASSIFIED E.O. 12065 SECTION 3-402/NNDG NO. 775013

A CODE NUMBER 45-6

B NAME OF PLANT IWAKUNI BRANCH FACTORY OF EX-NAVAL 11TH AIR G

C LOCATION SHOZOKU. IWAKUNI-SHI, YAMAGUCHI-KEN

D INDUSTRIAL GROUP NAVAL ARSENAL

E SECTION OF EVALUATION INTEGRATED FACILITY

F TYPE OF FACILITY MACHINE SHOP

1	2	3	4	5	6
Item No.	Bldg. No.	Inventory No.	Name–Type–Specifications Accessories & Spare parts	Weight (Kg)	Packing Length Width Height (cm)
			BROUGHT FORWARD	26,450	
24	1	339	MILLING MACHINE, HORIZONTAL, KNEE TYPE C.S.D. LONG. FEED OF TABLE = 450 mm CROSS FEED OF TABLE = 160 mm VERTICAL FEED OF TABLE = 350 mm WORKING SIZE OF TABLE = 900 X 230 mm SPINDLE SPEED NO. = 3 (150/450 R.P.M.) SHAFT TAPER ; M.T. — NO. 3	900	L = W = H =
25	1	340	MILLING MACHINE HORIZONTAL, KNEE TYPE C.S.D LONG FEED OF TABLE = 450 mm CROSS FEED OF TABLE = 185 mm VERTICAL FEED OF TABLE = 400 mm WORKING SIZE OF TABLE = 900 X 230 mm SPINDLE SPEED NO. = 3 (150/450 R.P.M.) SHAFT TAPER ; M.T. — NO. 3	900	L = W = H =
26	1	351	MILLING MACHINE, HORIZONTAL KNEE TYPE C.S.D. LONG FEED OF TABLE = 450 mm CROSS FEED OF TABLE = 140 mm VERTICAL FEED OF TABLE = 350 mm SIZE OF WORKING TABLE = 920 X 180 mm SPINDLE SPEED NO. = 6 (50/450 R.P.M.) SHAFT TAPER M.T. — NO. 3	900	L = W = H =
27	1	386	MILLING MACHINE, HORIZONTAL, KNEE TYPE I.M.D LONG FEED OF TABLE = 750 mm CROSS FEED OF TABLE = 260 mm VERTICAL FEED OF TABLE = 550 mm SIZE OF WORKING TABLE = 1,330 X 265 mm SPINDLE SPEED NO. = 12 (29/419 R.P.M.) SHAFT TAPER ; M.T. — NO. 3 MOTOR : A.C. 3HP. 220V. 60 ~. 3 ϕ. 1700 R.P.M.	2,000	L = W = H =
NOTES : NO Dittos Allowed in Spaces Crossline All Spaces Not Used (As Shown Above)			Page–Total Cumulative–Total	4,700 31,150	

NOTES) ~ = CYCLE ϕ = PHASE V = VOLT

DECLASSIFIED E.O. 12065 SECTION 3-402/NNDG NO. 775013

TH AIR CRAFT ARSENAL.
KEN

PLANT EVALUATION

REMOVABLE

6	7	8		9	9A	10	11	12	13	14	15
Packing Size Length Width Height (cm)	Maker and Country	Year-Made-or Installed	DON'T USE	Original Cost	Purchase Price of Removable Equipment	Conversion Factor	Purchase Price 1939 Yen	Life Expectancy	Future Life	Salvage Value	Depreciation Factor
				104,480	104,480		98,280				
L=150 W=115 H=145	WHATLIND ENGINEERING WORKS CHINA	1938		2,088	SH 2,088	95.8	ES 2,000	25	15	15	66.0
L=150 W=115 H=145	WHATLIND ENGINEERING WORKS CHINA	1938		2,088	SH 2,088	95.8	ES 2,000	25	15	15	66.0
L=150 W=115 H=145	UNKNOWN JAPAN	1940		2,119	2,119	94.4	ES 2,000	25	17	15	72.8
L=160 W=165 H=165	TOKYO-GAS DENKI JAPAN	1940		7,309	7,309	94.4	ES 6,900	25	17	15	72.8
				13,604	13.604		12,900				
				118.084	118,084		111.180				

DECLASSIFIED E.O. 12065 SECTION 3-402/NNDG NO. 775013

SHEET 8 OF 10 SHEETS

DATE 26th JUNE 1948

14	15	16	17	18	19	20	21	NON-REMOVABLE 22	23
Value	Depreciation Factor	Depreciated Value	Other Deductions	Reason-For Other Deductions	Deduction Yen	Total Extra Deduction Yen	Total Depreciated Value	Non-Removable Equipment	Non-Removable Value
		71.712					66,816		
15	66.0	1,320					1,320		
15	66.0	1,320	CONE PULLEY	MISSING	12	12	1,308		
15	72.8	1,456					1,456		
5	72.8	5,023	MOTOR COVER	MISSING	6	229	4,794		
			BELT COVER	MISSING	3				
			PARTS FOR AUTOMATIC FEEDER	MISSING	15				
			SPINDLE HOLDER	MISSING	7				
			MOTOR	MISSING	198				
		9.119					8,878		
		80.831					75,694		

DECLASSIFIED E.O. 12065 SECTION 3-402/NNDG NO. 775013

A CODE NUMBER 45-6

B NAME OF PLANT IWAKUNI BRANCH FACTORY OF EX-NAVAL 11TH AIR CRAF

C LOCATION SHOZOKU IWAKUNI-SHI, YAMAGUCHI-KEN

D INDUSTRIAL GROUP NAVAL ARSENAL

E SECTION OF EVALUATION INTEGRATED FACILITY

F TYPE OF FACILTY MACHINE SHOP

1	2	3	4	5	6
Item No.	Bldg No.	Inventory No.	Name-Type-Specifications Accessories & Spare parts	Weight (Kg)	Packing Size Length Width Height (cm)
			BROUGHT FORWARD	31,150	
28	1	390	MILLING MACHINE, HORIZONTAL, KNEE TYPE, I.M.D LONG FEED OF TABLE = 400 mm CROSS FEED OF TABLE = 150 m.m VERTICAL FEED OF TABLE = 400 m.m SPINDLE SPEED NO. = 8 (31/236 R.P.M.) SHAFT TAPER; M.T. - NO, 3 ATTACHMENT GEARED pump (FOR COOLANT OIL) MOTOR; 3HP 220V 3φ 60~ 1700 R.P.M. A.C.	1,000	L = 150 W = 115 H = 145
29	1	391	MILLING MACHINE, HORIZONTAL, KNEE TYPE I.M.D. LONG. FEED OF TABLE = 400 m.m CROSS FEED OF TABLE = 150 mm VERTICAL FEED OF TABLE = 400 m.m. SIZE OF WORKING TABLE = 900 X 235 mm. SPINDLE SPEED NO. = 8 (31/236 R.P.M.) SHAFT TAPER; M.T. - NO, 3 ATTACHMENT GEARED pump (FOR COOLANT OIL) MOTOR; 2HP 220V. 3φ. 60 ~. 1,700 R.P.M. A.C.	1,000	L = 150 W = 115 H = 135

NOTES: No Dittos Allowed in Spaces
Crossline All Spaces Not Used (As Shown Above)

Page-Total 2,000

Cumulative-Total 33,150

NOTE: ~ = CYCLE φ = PHASE V = VOLT

DECLASSIFIED E.O. 12065 SECTION 3-402/NNDG NO. 775013

TH AIR CRAFT ARSENAL
-KEN

PLANT EVALUATION

REMOVABLE

5	6	7	8		9	9A	10	11	12	13	14	15
ght (Kg)	Packing Size Length Width Height (cm)	Maker and Country	Year Made or Installed	DONT USE	Original Cost	Purchase Price of Removable Equipment	Conversion Factor	Purchase Price 1939 Yen	Life Expectancy	Future Life	Salvage Value	Depreciation
50					118,084	118,084		111,180				
00	L=150	~~ASANO-GEAR~~	1940		5,932	5,932	94.4	(ES) 5,600	25	17	15	72.8
	W=115	WORKS										
	H=145	JAPAN										
0	L=150	~~ASANO-GEAR~~	1940		5,932	5,932	94.4	(ES) 5,600	25	17	15	72.8
	W=115	WORKS										
	H=135	JAPAN										
00					11,864	11,864		11,200				
50					129,948	129,948		122,380				

DECLASSIFIED E.O. 12065 SECTION 3-402/NNDG NO. 775013

SHEET 9 OF 10 SHEETS

DATE 26TH. JUNE 1948

								NON-REMOVABLE	
14	15	16	17	18	19	20	21	22	23
Value	Depreciation Factor	Depreciated Value	Other Deductions	Reason For Other Deductions	Deduction Yen	Total Extra Deduction Yen	Total Depreciated Value	Non-Removable Equipment	Non-Removable Value
		80,831					75,694		
5	72.8	4,077	CHAIN	MISSING	4	7	4,070		
			STOPPER	MISSING	3				
5	72.8	4,077	GEAR COVER	MISSING	3	10	4,067		
			CHAIN	MISSING	4				
			STOPPER	MISSING	3				
		8,154					8,137		
		88,985					83,831		

DECLASSIFIED E.O. 12065 SECTION 3-402/NNDG NO. 775013

A CODE NUMBER 45-6
B NAME OF PLANT IWAKUNI BRANCH FACTORY OF EX-NAVAL 11TH AIR
C LOCATION SHOZOKU, IWAKUNI-SHI, YAMAGUCHI-KEN
D INDUSTRIAL GROUP NAVAL ARSENAL
E SECTION OF EVALUATION MISCELLANEOUS EQUIPMENT
F TYPE OF FACILTY

1 Item No.	2 Bldg No.	3 Inventory No.	4 Name-Type-Specifications Accessories & Spare parts	5 Weight (Kg)	6 Packing & Leng Wid Heig (C
			BROUGHT FORWARD	0	
1	1	345	RIVETTING MACHINE. PNEUMATIC HAMMER RIVET DIA. = 2.5~3.5 m/m COMP. AIR DRIVE STROKE NO. = 600 R.P.M SNAP STROKE = 14.1 m/m AIR PRESS. = 5 Kg/cm²	300	L = 14 W = 6 H = 9
2	1	349	RIVETTING MACHINE PNEUMATIC HAMMER COMP. AIR DRIVE AIR PRESS. = 5 Kg/cm² RIVET DIA. = 12 m/m GAP DEPTH = 950 m/m GAP WIDTH = 175 m/m	600	L = 17 W = 17 H = 65
3	1	396	MOTOR D.C. WATER PROOF 10HP. 100V. 85AMP. 50 ~. 1600 R.P.M. COMPOUND	188	L = 450 W = 600 H = 450
4	1	397	MOTOR D.C. WATER PROOF 10HP. 100V. 85 AMP. 50 ~. 1600 R.P.M. COMPOUND	188	L = 450 W = 600 H = 450
5	1	398	MOTOR D.C. WATER PROOF 10HP. 100V. 85AMP. 50~. 1600 R.P.M. COMPOUND	188	L = 450 W = 600 H = 450

NOTES: No Dittos Allowed in Spaces
Crossline All Spaces Not Used (As Shown Above)

Page-Total 6464
Cumulative-Total 6464

NOTE: V = VOLT ~ = CYCLE.

DECLASSIFIED E.O. 12065 SECTION 3-402/NNDG NO. 775013

...TH AIR CRAFT ARSENAL

...ENT

PLANT EVALUATION

REMOVABLE

	6	7	8		9	9A	10	11	12	13	14	15
...ht (...)	Packing Size Length Width Height (cm)	Maker and Country	Year Made or Installed	DONT USE	Original Cost	Purchase Price of Removable Equipment	Conversion Factor	Purchase Price 1939 Yen	Life Expectancy	Future Life	Salvage Value	Depreciation Factor
					0	0		0				
	L=140	SUMITOMO	1943		655	655	76.4	(ES) 500	25	17	15	83.0
	W=60	KIKAI CO.										
	H=90	JAPAN										
	L=170	WASHINGTON	1940		1,271	1,271	94.4	(ES) 1,200	25	17	15	72.8
	W=170	AMERICA										
	H=65											
	L=450 W=600	YASUKAWA DENKI	1942		429	429	1.5	(ES) 350	20	14	10	73.0
	H=450	JAPAN										
	L=450 W=600	YASUKAWA DENKI	1942		429	429	1.5	(ES) 350	20	14	10	73.0
	H=450	JAPAN										
	L=450 W=600	YASUKAWA DENKI	1942		429	429	1.5	(ES) 350	20	14	10	73.0
	H=450	JAPAN										
					3,213	3,213		2,750				
					3,213	3,213		2,750				

DECLASSIFIED E.O. 12065 SECTION 3-402/NNDG NO. 775013

SHEET 10 OF 10 SHEETS

DATE JUNE 26 1948

							NON-REMOVABLE	
15	16	17	18	19	20	21	22	23
Depreciation Factor	Depreciated Value	Other Deductions	Reason For Other Deductions	Deduction Yen	Total Extra Deduction Yen	Total Depreciated Value	Non-Removable Equipment	Non-Removable Value
	0					0		
80	415	PIPE	MISSING	1	8	407		
		SNAP	MISSING	5				
		AIR VALVE	BROKEN	2				
2.8	874	PEDAL	MISSING	3	6	868		
		AIR VALVE	MISSING	2				
		AIR PIPE	MISSING	1				
3.0	256					256		
3.0	256					256		
3.0	256					256		
	2,057					2,043		
	2,057					2,043		

DECLASSIFIED E.O. 12065 SECTION 3-402/NNDG NO. 775013

REPO
O
EVALUATION

CODE NO : _ . _ . 45

NAME OF PLANT : TACHIARAI INDU

NAME OF BRANCH: _ . _ . _

ADDRESS : No. 217. SHIMO-

CERTIFICATI

We hereby certify that the evalu
plant has been examined by th
to be complete and Correct.

T. Tanimoto

CHAIRMAN, WORKING EVALUATION COMMITTEE

CHAIRMAN, REGIONAL EVALUATION COMMITTEE

CHAIRMAN, NATIONAL EVALUATION COMMITTEE

DECLASSIFIED E.O. 12065 SECTION 3-402/NNDG NO. 775013

REPORT ON ALUATION OF PLANTS

ODE No : 45-1

AME OF PLANT : TACHIARAI INDUSTRIAL CO. LTD., YAMAGUCHI FACTORY.

AME OF BRANCH:

DDRESS : NO. 217. SHIMO-UNORYO, YAMAGUCHI, YAMAGUCHI PREFECTURE.

CERTIFICATION

ereby certify that the evaluation report for this
has been examined by the undersigned and found
e complete and Correct.

TTEE

ITTEE

MITTEE

DIRECTOR, REPARATIONS
MINISTRY OF COMMERCE

DIRECTOR, REPARATION

FOR JAPANESE GOVER

DECLASSIFIED E.O. 12065 SECTION 3-402/NNDG NO. 775013

DATE MAY - 25 - 1948
COPY NUMEER 5/7

LANTS

. — . — . —

UCHI FACTORY.

. — . — . —

AMAGUCHI PREFECTURE.

for this
d and found

DIRECTOR, REPARATIONS BUREAU
MINISTRY OF COMMERCE AND INDUSTRY

DIRECTOR, REPARATIONS BOARD

FOR JAPANESE GOVERNMENT

DECLASSIFIED E.O. 12065 SECTION 3-402/NNDG NO. 775013

Integrated Facitities	Authorized Use			Spe	
	Pages	No. of Machines	Value	Pages	
MACHINE SHOP	From Page 52 To Page 61	Supplies	1,302		
		40	66,345		
FOUNDRY	From Page 62 To Page 63	Supplies	166		
		7	743		
WOOD WORKING SHOP	From Page 64 To Page 68	Supplies			
		15	12,013		
FORGING SHOP	From Page 69 To Page 70	Supplies			
		8	954		
WELDING SHOP	Page 71	Supplies	11		
		4	710		
SAW MILL	From Page 72 To Page 74	Supplies			
		8	1,022		
SUBSTATION	From Page 75 To Page 76	Supplies			
		7	3,092		
TOTAL		Supplies	1,468		
		89	84,879		

DECLASSIFIED E.O. 12065 SECTION 3-402/NNDG NO. 775013

List the Integrated Facilities evaluated in this plant. For each integrated facility show page numbers, the number of machines and the total removable value for each of the following groups: Authorized Use, Special Purpose, Restitution Property, Exempted, Machines or Equipment Used for Occupation Forces. The total Removable Value for Future Disposition will be shown in the next column.

The total available value for the facility will be shown in the last column. Total available value means the value of all removable assets not included in Total for Future Disposition.

lue	Special Purpose			Restitution Property			Exempted			Us
	Pages	No.of Machines	Value	Pages	No.of Machines	Value	Pages	No.of Machines	Value	Pa
302										
345										
166										
743							Page 62	2	106	
013							From page 65 TO page 66	10	5,592	
954										
11										
10										
22							Page 72	4	8,010	
92										
68										
379								16	13,708	

DECLASSIFIED E.O. 12065 SECTION 3-402/NNDG NO. 775013

Note: "Supplies" mentioned in column-No. of Mashines, in cludes Accessories used commonly and subordinate equipments not inventoried, such as Vices, Circular tables, Vice tables and Working tables. "Supplies in Authorized Use" in storage, such as spare parts, cutting tools, etc., evaluated separately from each Shop (from page 80 to page 88 of Work Sheet) and therefore not included in "Supplies" mentioned in this List.

	Used For Occupation Forces			Total For Future Disposition			Total Available Value
Value	Pages	No. of Machines	Value	Pages	No. of Machines	Value	
					Supplies	1,302	
					40	66,345	
					Supplies	166	
106					9	849	
					Supplies		
,592					25	17,605	
					Supplies		
					8	954	
					Supplies	11	
					4	710	
					Supplies		
8,010					12	9,032	
					Supplies		
					7	3,092	
					Supplies	1,468	
3,708					105	98,587	

DECLASSIFIED E.O. 12065 SECTION 3-402/NNDG NO. 775013

INVENTORY NO. OF AUTHORIZED USE REPORT

Date: 26-March-1948

1. Plant Code No.: 45-1

2. Name of Plant: Tachiarai Industrial Co., Ltd., Yamaguchi Factory

3. Code No. of new Plant:

4. Old Inventory: Commensed with No. 1
Ended with No. 278 (Including 13 Items, Marked "EX")

5. New Inventory: Commensed with No. 279 (Including 7 Items, Marked "EX")
Ended with No. 393

6. No. of Items under Authorized Use

No. Old Inventory. 65 (Including 13 Items, Marked "EX")
New Inventory. 61 (Including 3 Items, Marked "EX")

Total 126

% 32 %

7. Remarks:

a. Inventory No. of Paragraph 4 above, including 6 items of Occupation Forces' Use (Loaned to Yamaguchi M.G.)

b. 4 items of 7 items marked "EX" in New Inventory, ~~#~~ evaluated in "Exempted Equipment Section"

DECLASSIFIED E.O. 12065 SECTION 3-402/NNDG NO. 775013

REPORT ON DESTRUCTION OF S.P. MACHINERY

Date: 26-March-1948

1. Plant Code No.: 45-1

2. Name of Plant: Tachiarai Industrial Co., Ltd. Yamaguchi Factory

3. Address: No. 217 Shimo-Unoryo, Yamaguchi City, Yamaguchi Prefecture

Report

S.P. Machinery None

DECLASSIFIED E.O. 12065 SECTION 3-402/NNDG NO. 775013

ACCOUNTABLE LIST

Date: 26-March-1948

1. Plant Code No.: 45-1
2. Name of Plant: Tachiarai Industrial Co.,Ltd. Yamaguchi Factory
3. Address: No. 217 Shimo-Unoryo, Yamaguchi City, Yamaguchi Prefecture

Inventory No.	Remarks:
From No. 1 To No. 261	Evaluated. Including 48 Items Marked "U" and 13 Items Marked "EX" in "Authorized Use Section"
From No. 262 To No. 267	Not evaluated. Occupation Forces' Use (Loaned to Yamaguchi M.G.)
From No. 268 To No. 393	Evaluated. Including 61 Items Marked "U" and 3 Items Marked "EX" in "Authorized Use Section", and 4 Items in "Exempted Equipment Section"

PLANT SUBDIVISION

Date; March-25-48

Code No. 45-1

Name of plant;

Tachiarai Industrial Co.
Yamaguchi Factory

No. of Items Inventoried.
Total 387

32 %

Note:
Blue Coloured ■ – Authorized Use

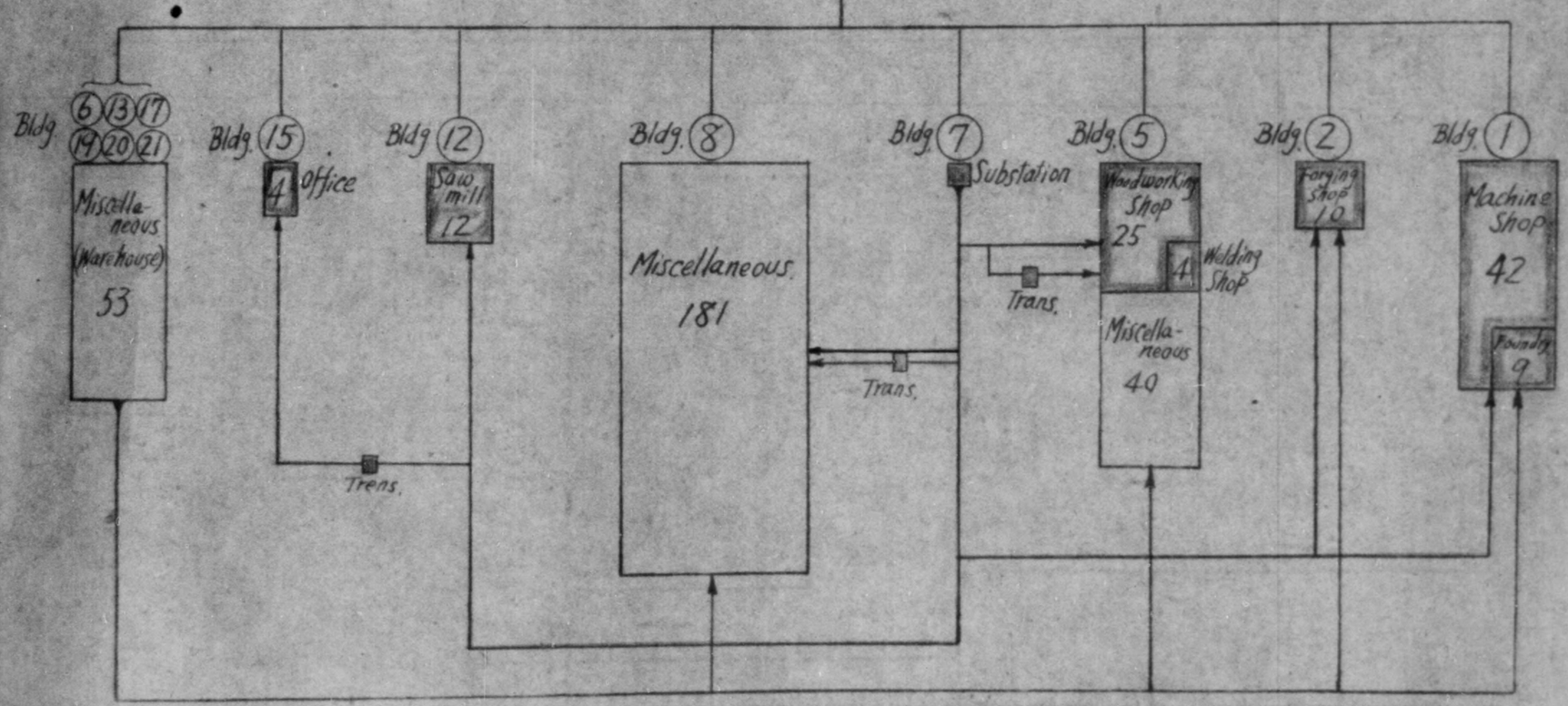

DECLASSIFIED E.O. 12065 SECTION 3-402/NNDC NO. 77 5013

DECLASSIFIED E.O. 12065 SECTION 3-402/NNDG NO. 775013

INDEX

a. Plant History

b. General Report, and List of Evaluted Items

c. Plant Subdivision Diagram

d. Inventory No. of Authorized Use Report

e. Report on Destruc-tion of S.P. Machinery

f. Accountable List

g. One Line Diagram

h. Plant Layout

i. General Aummary Sheet

j. Summary Sheet

k. Evaluation Work Sheet
Miscellaneous Equipment Section
Supplies Section
Authorized Use Section
Exempted Equipment Section

(Finis)

DECLASSIFIED E.O. 12065 SECTION 3-402/NNDG NO. 775013

PLANT HISTORY

Date: 15-May-1948

A. Plant Code No.: 45-1

B. Name of Plant: Tachiarai Industrial Co., Ltd., Yamaguchi Factory

C. Adress: No. 217 Shimo-Unoryo, Yamaguchi City, Yamaguchi Prefecture

D. Industrial Group: Aircraft

I. Principal Office of this Company

1. Established 21-Dec.-1937

2. Name of Company: At first: Tachiarai Aircraft Co., Ltd.

Changed in Oct.-1945: Tachiarai Industrial Co., Ltd.

3. Address: No. 770 Amagi-cho, Asakura-gun, Fukuoka Prefecture

4. Capital: 12,000,000 Yen (No government fund)

5. Representative: At first President Fukuo Watanabe

Present: Managing Director Motoichi Suyama

II. This Plant (Yamaguchi Factory)

1. Established 1-June-1943
2. Operated 7-Sept.-1943

3. Factory Manager Tadao Tanimoto

4. History:

1-June-1943: Established
7-Sept.-1943: Operation begun
During War: Manufactured Aircraft-Wheels and Ailerons of Fighters.

15-Aug.-1945: Suspended all operation after Surrender.
14-Nov.-1945: Permitted to change to Civil products Factory and to manufacture Truck-bodies, Carts, Farm Tools, Building Wood materials, Household Goods by Occupation Forces H.Q.

Up to Now: Manufacturing above products.
1-May-1946: Took in custody and guarded all evacuated Machineries brought Back from Evacuation Branch Plant, by Order of Occupation Forces H.Q.

5. Employed Peak during War: 1,560
At the time when changed to civil Products Factory (Nov.-1945): 61
Present (20-March-1948): 73

6. Producing Capacity:
(a) Truck-bodies 15 Per month
(b) House building material 3 houses
(c) Farmers household Sawing machines 100 Per month
(d) Casting Products (including truck parts) 2,000 kg month

7. Area of Plant: Ground 43,460 M^2 (13,154 tsubo)
Building Total 13,385 M^2 (4,056 tsubo)

DECLASSIFIED E.O. 12065 SECTION 3-402/NNDG NO. 775013

GENERAL REPORT

Date; 31-May-1948

A. Plant Code No.: 45-1

B. Name of Plant: Tachiarai Industrial Co., Ltd., Yamaguchi Factory

C. Address: No. 217 Shimo-Unoryo, Yamaguchi, Yamaguchi Prefecture

(1) General Introduction of Plant:

a. Established June-1-1943
   Operated Sept.-7-1945
b. Products during War Aircraft-wheels, Aile-rons
c. Evacuated about half of Machines to Branch Plant right before the end of War
d. Changed to Civil Products Factory Nov. 1945
e. Brought back Evacuated Machines and took in custody here May-1-1946
f. Products in now
   Truck-bodies, Carts, Farm tools,
   Household Goods, Building wooden materials

(2) Evaluation of Non-removable Equipment and Value:
For the reason almost all Machines operating now installed at the same time, Non-removable Equipment and Value of these machines not evaluated one by one, except some installed seperately, and, priced and depreciated from year installed really in spite of second-hand machines' prices gone up to year they were new.

(3) Equipments marked "EX" in "Authorized Use Section".

a. Woodworking machines exempted from Reparation after foremost Inventory reported. Wherefore only Motors driving them permitted "Authorized Use"
b. Machines purchased after Reparation Appointment and marked "EX", installed for complement of Facilities in "Authorized Use".
c. For the reason mentioned above, some Equipments marked "EX" evaluated in "Authorized Use Section" as indivisible.

(4) Reason of Priced marked (E):

a. Original Books burned away at the Surrender time.
b. Second-hand machines evaluated by estimated prices gone up to the year they were new.
c. Prices marked (E) adopted from Catalogues comparing with Standard Prices.

(5) Supplies in "Authorized Use":
Supplies purchased during war and now to be used for manufacturing of Civil Products, evaluated in "Authorized Use Section" under permission of M.G.

(6) Missing of Accessories:
Many missings of Accessories, Attachments, Motors, etc. happened in the confusion of the Surrender.

DECLASSIFIED E.O. 12065 SECTION 3-402/NNDG NO. 775013

LIST OF ITEMS EVALUATED

Date: May-17-1948

A. Plant Code No.: 45-1

B. Name of Plant: Tachiarai Industrial Co.,Ltd., Yamaguchi Factory

C. Address: No. 217 Shimo-Unoryo, Yamaguchi City, Yamaguchi Prefecture

D. Inventory No.:

Old Inventory — Commensed with No. 1

Ended with No. 278

Note: 6 Items From No. 262 To No. 267. loaned to yamaguchi M.G. , not evaluated.

New Inventory — Commensed with No. 279

Ended with No. 393

E. No. of Items:

Section	Inventorid No. Old	New	Total	Not Inventoried No.	Total of Items
Miscellaneous Equipment	207	50	257	4	261
Supplies	0	0	0	11	11
Authorized Use	65	61	126	168	294
Exempted Equipment	0	4	4	0	4
Total	272	115	387	183	570

Note: Not Inventoried No. including Items of Non-removable equipment evaluated in lump.

ONE LINE DIAGRAM

CODE NO.: 45-1
NAME of PLANT: Tachiarai Industrial Co, Ltd. Yamaguchi Factory
ADDRESS: No.217 Shimo-Unoryo Yamaguchi Yamaguchi Prefecture

SUBSTATION-BUILDING No. 7
Switch Gear Inventory No 312

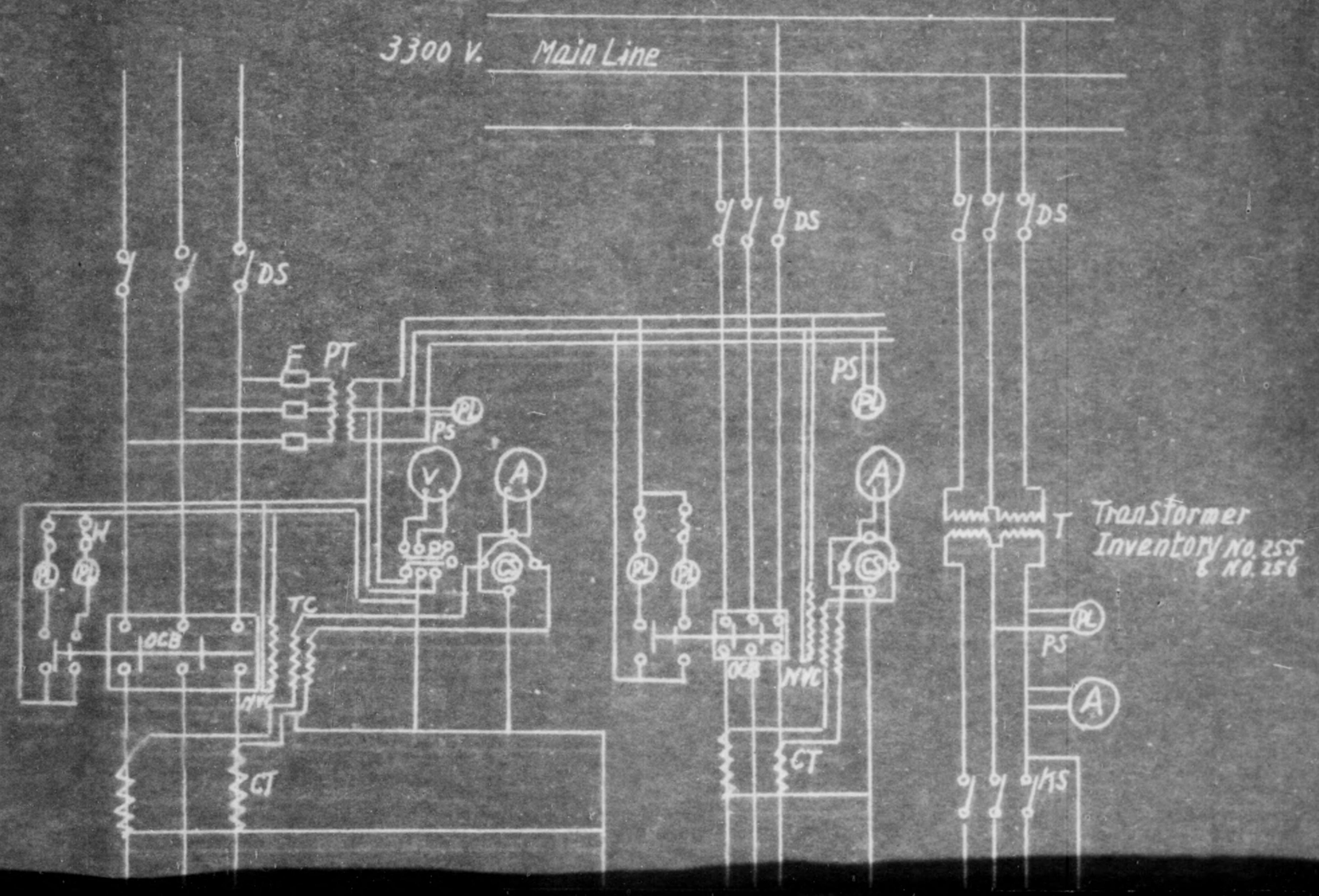

DECLASSIFIED E.O. 12065 SECTION 3-402/NND 77 5013

DECLASSIFIED E.O. 12065 SECTION 3-402/NNDG NO. 775013

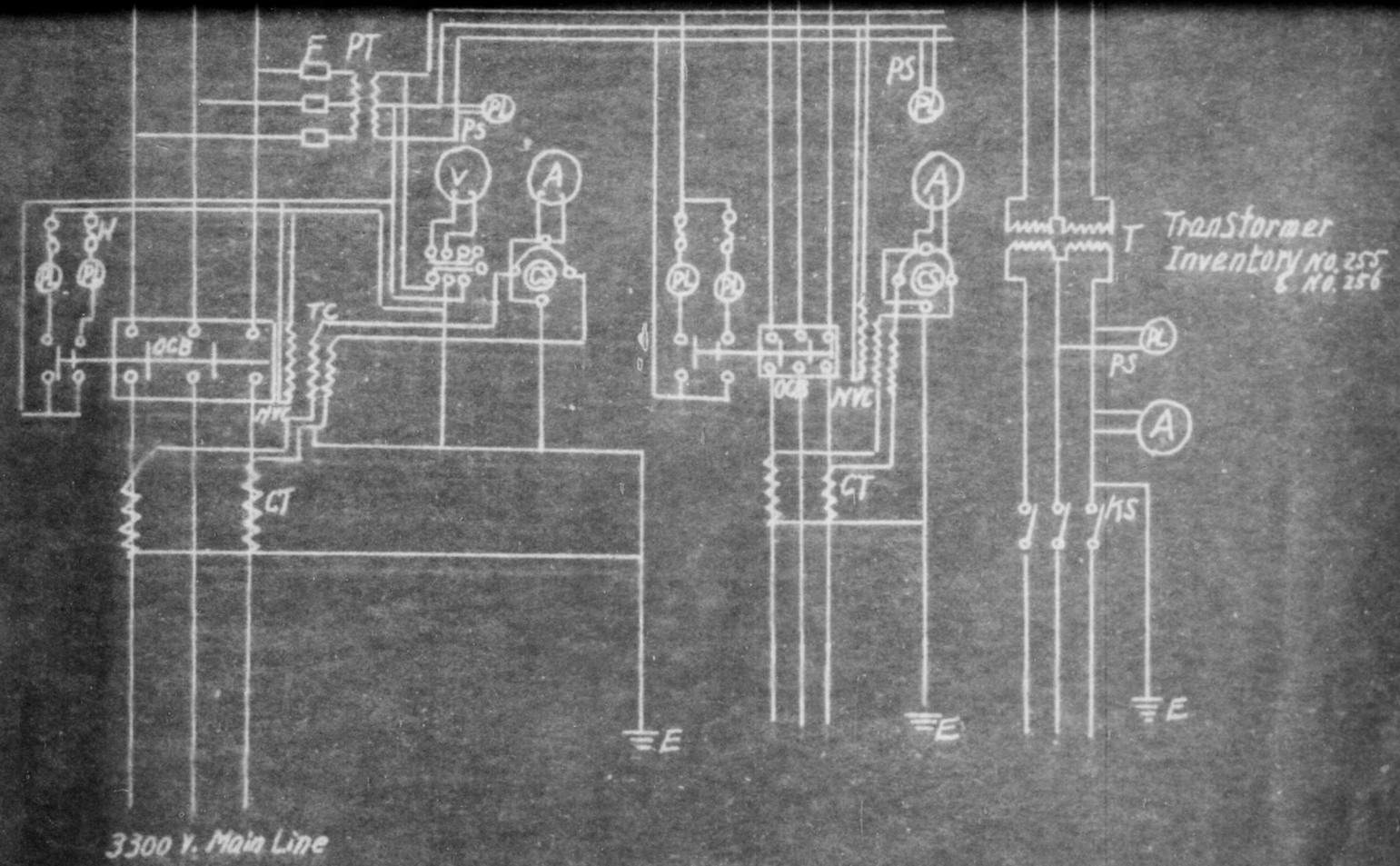

A	AC. Ampere Meter
V	AC. Voltmeter
PL	Pilot Lamp
DS	Section Switch
CT	Current Transformer
F	Fuse Block
OCB	Oil Circuit Breaker
E	Earth Wire
KS	Knife Switch
RP	Plug Switch
PS	Pilot Switch
T	Transformers
P.T.	Potential Transformer
TC	Trip Coil
NVC	No Pressure Coil
W	Wire Fuse
CS	Change Switch

DECLASSIFIED E.O. 12065 SECTION 3-402/NNDG NO. 775013

M.G

PLANT INSPECTION CHECK SHEET
(For use by Japanese Evaluation Committees)

Note: Available means equipment listed in Section A and B of Evaluation Report.

Date: April-23-1948

1. Name of Company and Plant: Tachiarai Industrial Co., Ltd. Yamaguchi Factory

2. Code No. of Plant: 45-1 Industrial Group: Aircraft

3. Address of Plant: No. 217 Shimo-Unoryo, Yamaguchi, Yamaguchi Prefecture

4. Products:

1939 None	1941-45 Aircraft-wheels	1948 Truck-bodies
	Aile-rons	Carts etc.

5. Employed (No. of factory workers on main shift normally at work)

1939 None Peak during 1941-45 1,560 1948 73

Two shifts (50%)

6. Plant Data: Year Plant was Established 1,943

Number of Buildings: Containing Reparations Equipment 16

Containing Available Reparation Equipment 11

7. Equipment Data: Total Number of Inventoried Items 387

	Number of Machines	Estimated Present Average Age
Purchased New	63	3.83 Years
Purchased Second-hand	324	11.82 Years

8. Data on Machine Tools (from previous inventory taken under OD 5/4)

	Total	Grade 1	Grade 2	Grade 3
Japanese Made Machines:	183	98	40	45
Available	158	76	37	45
In Authorized Use	25	22	3	0

Note: None Belong to Other Section of Evaluation

Foreign Made Machines:

Available	None			
In Authorized Use	None			

DECLASSIFIED E.O. 12065 SECTION 3-402/NNDG NO. 775013

9. Plant Subdivisions:

Plant Subdivisions	Building Location	No. of Items Inventoried Available Secs. A & B / Auth. Use Secs. D & H	Remarks on Completeness or Usedility Avtlable Equipment
Machine Shop	(1)	41 / 0 / 40	Autjorized
Foundry	(1)	9 / 0 / 9	Authorized Including 2 Items of "EX"
Woodworking Shop	(5)	26 / 0 / 25	Authorized Including 10 Items of "EX"
Forging Shop	(2)	10 / 0 / 8	A uthorized
Welding Shop	(5)	4 / 0 / 4	Authorized
Saw Mill	(12)	12 / 0 / 12	Authorized Including 4 Items of "EX"
Substation	(7)	7 / 0 / 7	Authorized
Miscellaneous	(1)(5)(6)(7) (8)(13)(15) (17)(19)(20) (21) & Outdoor	278 / ∅ 257 / 21	257 Non-active, Available 21 Authorized, not belong to Integrated Facilities, Non-available
Total		387 / 257 / 126	

Note: 4 Belong to Exempted Equipment Section of Evaluation

10. Plant Layout.

Submitted with Evaluation Reports

11. Overall Maintenance: Excellent/Good/Fair/Poor Good

12. Is reconditioning completed Yes Date of Completion 31-May-1947

6 employees, of which 3 are skilled mechanics, are engaged in daily maintenance and reconditioning of equipment.

13. If major portions of the plant are less useful or less desirable than other sections, or have been damaged, specify the section(and building location)and explain reasons:

None

14. Suggested Plant Division for Allocation purposes.
If the plant is large or medium in size and might in the future have to be divided between two or more nations receiving reparations,is there any logical and simple basis for dividing the available equipment of the plant into two units. No

Plant is relatively small and break down into two allocation units seems impractical.

C T. Tanimoto
Chirman, Working Evaluation Committee

Chairman, Regional Evaluation Committee

DECLASSIFIED E.O. 12065 SECTION 3-402/NNDG NO. 775013

Ratio of construction type of building

Wooden 100%

(9) Ware house Wooden tiledroof 277 M²

Ware h... used ... occupati... (No Repare... Storage

Miscellaneous

(10) Guard room Wooden tiledroof 41 M²

Back gate

(29) Charcoal Kiln

(Trans)former (30) Auth. use

DECLASSIFIED E.O. 12065 SECTION 3-402/NNDG NO. 775013

TACHIARAI INDUSTRY CO. LTD. YAMAGUCHI F

PLANT LAYOUT

Transformer
(21) Auth. use.
Miscellaneous.

Trance former
(26) Auth. use.

(7) Current distri-bution house. Auth. use. and Miscellaneous
Wooden tiled roof
57 M²

(8) Miscellaneous.
Wooden tiled roof
5280 M²

(6) Ware house
miscellaneous.
Wooden tiled roof
79 M²

Ware house
used by the occupation forces.
(No Reparation Items)
Storage

Miscellaneous

Auth use

Water tank
(24)

Trance former
(28) miscellaneous

(11) Ware house
Wooden tiled roof
33 M²

(12) Saw mill
Auth. use.
Wooden Cryptomeria bark roof 329 M²

(29) Charcoal Kiln

Auto-bicycle garage
(13) Auth. use and Miscellan
Wooden tiled roof
13 M²

(14) Guard room
Wooden tiled roof
17 M²

Transformer
(30) Auth. use.

Front gate

(15) office
Wooden tiled roof
145 M²

Guard room

Cooking room
(16)

DECLASSIFIED E.O. 12065 SECTION 3-402/NNDG NO. 775013

CO. LTD. YAMAGUCHI FACTORY (CODE No. 45-1)
T LAYOUT

Tranceformer (25) Auth. use.

Tranceformer (26) Auth. use.

(7) Current distribution house. auth. use. and Miscellaneous Wooden tiled roof 57 M2

(6) Ware house miscellaneous. wooden tiled roof 99 M2

Wood working Shop Auth. use.

(5) Authorized use. Wooden tiled roof 5280 M2

Water tank (24)

Miscellaneous.

Supplies

Miscellaneous.

Welding Shop Auth. use.

(13) Auth. use.

Miscellaneous.

(4) Material Scraps storage Wooden tiled roof 83 M2

Water tank (23)

(3) Ware house wooden tiled roof 53 M2

(2) Forging Shop Auth use Wooden tiled roof 54 M2

(1) Machin shop Auth use and Miscellaneous Wooden tiled roof 660 M2

(22) Boiler Miscellaneous

Foundry Shop Auth. use

Auto tricycle garage

(13) Auth. use and Miscellaneous wooden tiled roof 13 M2

(14) Guard room Wooden tiled roof 17 M2

Office Equipment and Miscellaneous

(20) Heat treatment Miscellaneous. wooden tiled roof 41 M2

Ware house Miscellaneous

(15) Office Wooden tiled roof 145 M2

Cooking room (16)

(17) Ware house wooden tiled roof 13 M2

(18) Conference room wooden tiled roof 46 M2

(19) Ware house supplies and Miscellaneous Wooden slate roof 165 M2

(21) Ware house Miscellaneous

Front gate

Guard room

Wooden cryptomeria-bark roof 10 M2

DECLASSIFIED E.O. 12065 SECTION 3-402/NNDG NO. 775013

GENERAL
SUMMARY SHEET

Date: 30-April-1948

A. Plant Code No.: 46-1

B. Name of Plant: Tachiarai Industrial Co., Ltd. Yamaguchi Factory

C. Address: No. 217 Shimo-Unoryo, Yamaguchi City, Yamaguchi Prefecture

D. Industrial Group: Aircraft

Major Classification No.	No. of Items	Purchase Price in 1939 Yen	Evaluated Price
I. Available Equipment			
A. Integrated Facilities	None	None	None
B. Miscellaneous Equipment	261	494,005	286,967
C. General Supplies	11	5,375	5,375
Total Value of Available Equipment	272	499,380	292,342

DECLASSIFIED E.O. 12065 SECTION 3-402/NNDG NO. 775013

GENERAL
SUMMARY SHEET

Date: 30-April-1948

A. Plant Code No.: 45-1

B. Name of Plant: Tachiarai Industrial Co., Ltd. Yamaguchi Factory

C. Address: No. 217 Shimo-Unoryo, Yamaguchi City, Yamaguchi Prefecture

D. Industrial Group: Aircraft

Major Classification No.	No. of Items	Purchase Price in 1939 Yen	Evaluation Price
II. Non-available Equipment and Value			
D. Authorized Use	294	215,182	144,493
a. Machine Shop	52	114,218	67,647
b. Foundry	14	1,883	1,015
c. Woodworking Shop	26	23,917	17,605
d. Forging Shop	8	1,703	954
e. Welding Shop	5	1,211	721
f. Saw Mill	13	14,317	9,052
g. Substation	7	4,133	3,092
h. Miscellaneous Equipment	21	19,248	11,052
i. Supplies (in Authorized Use)	148	34,552	33,375
E. Special Purpose	None	None	None
F. Restitution Items	None	None	None
G. Exempted Equipment	4	3,738	2,258
H. Equipment Used by Occupation Forces	None	None	None
I. Non-removable Equipment			4,220
J. Non-removable Value			2,884
TotalValue of Non-available Equipment			153,855

DECLASSIFIED E.O. 12065 SECTION 3-402/NNDG NO. 775013

SUMMARY SHEET

Date: 30-April-1948

A. Plant Code No.: 48-1

B. Name of Plant: Tachiarai Industrial Co., Ltd. Yamaguchi Factory

C. Address: No. 217 Shimo-Unoryo, Yamaguchi City, Yamaguchi Prefecture

D. Industrial Group: Aircraft

Major Classification No.	No. of Items	Purchase Price in 1939 Yen	Evaluation Price
I. Available Equipment			
A. Integrated Facilities Section	None	None	None
B. Miscellaneous Equipment Section	261	494,005	286,967
1. Machine Tools and Metalworking Equipment	171	420,881	245,011
a. Bending Machine	1	2,946	1,744
b. Mechanical Presses	4	29,267	16,520
c. Drilling Machines	22	14,471	8,874
d. Shearing Machines	3	6,118	3,385
e. Grinders	4	64,918	38,075
f. Lathes	96	154,255	89,075
g. Milling Machines	18	105,026	61,175
h. Shapers	2	9,279	5,486
i. Slotter	1	2,535	1,574
j. Lapping Machine	1	693	598
k. Sawing and Cutoff Machines	8	6,926	4,156
l. Tapping Machines	7	17,157	10,061
m. Line Shafting	1	2,283	1,337
n. Grooving Machine	1	2,062	1,199
o. Wire Extending Machine	1	1,988	1,176
p. Plate Straightening Machine	1	957	556

DECLASSIFIED E.O. 12065 SECTION 3-402/NNDG NO. 775013

SUMMARY SHEET

Date: 30-April-1948

A. Plant Code No.: 45-1

B. Name of Plant: Tachiarai Industrial Co., Ltd. Yamaguchi Factory

C. Address: No. 217 Shimo-Unoryo, Yamaguchi City, Yamaguchi Prefecture

D. Industrial Group: Aircraft

Major Classification No.	No. of Items	Purchase Price in 1939 Yen	Evaluation Price
I. Available Equipment (Cont.)			
B. Miscellaneous Equipment (Cont.)			
2. General Purpose Equipment	57	58,068	33,597
a. Compressors	5	10,452	7,161
b. Turbine Pump	1	810	460
c. Transformers	11	6,480	4,173
d. Motors	26	9,607	6,095
e. Heat Treating Equipment	1	5,830	2,101
f. Electric Furnace	1	292	115
g. Boilar	1	17,676	8,130
h. Centrifugal Separater	1	773	488
i. Sand Blast	1	731	444
j. Blue Printer	1	3,662	2,206
k. Torch Lamp	1	108	67
l. Sewing Machine	1	176	78
m. Sewing Tables	1	486	388
n. Vice Tables	2	630	503
o. Working Tables	2	165	132
p. Electrification	1	175	56
3. Welding Machine	1	13	11
4. Machine Tool Attachments and Accessories	12	4,967	3,341
5. Testing and Measuring Machines	12	8,641	4,581

DECLASSIFIED E.O. 12065 SECTION 3-402/NNDG NO. 775013

SUMMARY SHEET

Date: 30-April-1948

A. Plant Code No.: 45-1

B. Name of Plant: Tachiarai Industrial Co., Ltd. Yamaguchi Factory

C. Address: No. 217 Shimo-Unoryo, Yamaguchi City, Yamaguchi Prefecture

D. Industrial Group: Aircraft

Major Classification No.	No. of Items	Purchase Price in 1939 Yen	Evaluation Price
I. Available Equipment (Cont.)			
B. Miscellaneous Equipment (Cont.)			
6. Office Furniture and Equipment	4	475	189
7. Telephone and Annunciating Equipment	8	938	429
8. Laberatery Equipment	None	None	None
9. Motor Vehicles	None	None	None
10. Fire Apparatus	1	22	8
11. Ships, (small water craft) and Marine Propulsion Equipment	None	None	None
12. Railroad TransPortation Equipment	None	None	None
C. Supplies Section	11	5,375	5,375
1. Hand Tools	Nil	1,336	1,336
2, Cutting Tools	10	4,039	4,039
3, Belting	None	None	None
4, Other	None	None	None
Total Value of Available Equipment	272	439,380	292,342
II. Removable Equip. for Future Disposition			
D. Authorised Use Section	294	215,182	144,493
1. Machine Shop	52	114,218	67,647
a. Mechanical Presses	3	7,548	4,211
b. Manual Press	1	581	329
c. Drilling Machines	4	5,234	3,169
d. Shearing Machines	4	9,378	5,495
e. Grinders	4	528	312

DECLASSIFIED E.O. 12065 SECTION 3-402/NNDG NO. 775013

SUMMARY SHEET

Date: 30-April-1948

A. Plant Code No.: 45-1

B. Name of Plant: Tachiarai Industrial Co., Ltd. Yamaguchi Factory

C. Address: No. 217 Shimo-Unoryo, Yamaguchi City, Yamaguchi Prefecture

D. Industrial Group: Aircraft

Major Classification No.	No. of Items	Purchase Price in 1939 Yen	Evaluation Price
II. Removable Equip. for Future Disposition (Cont.)			
D. Authorized Use Section (Cont.)			
1. Machine Shop (cont.)			
f. Lathes	12	33,363	19,597
g. Milling Machines	3	46,050	27,238
h. Shaper	1	4,419	2,610
i. Cutoff and Sawing Machines	2	2,503	1,481
j. Line Shafting	1	2,504	1,482
k. Motors	2	677	321
l. Others	15	1,655	1,404
2. Foundry	14	1,883	1,015
a. Furnaces	2	648	417
b. Blowers	2	382	106
c. Motors	2	456	209
d. Others	8	397	283
3. Woodworking Shop	26	23,917	17,605
a .Drilling Machines	4	11,758	9,963
b. Grinders	2	694	470
c. Band Saw	1	2,209	1,413
d. Circular Saw	2	1,324	846
e. Planers	3	1,802	1,168
f. Mortise	1	736	471
g. Tenon	1	1,104	706
h. Compressors	2	1,644	1,002
i. Motors	4	816	383
j. Line Shafting	1	662	381
k. Others	5	1,163	792

DECLASSIFIED E.O. 12065 SECTION 3-402/NNDG NO. 775013

SUMMARY SHEET

Date: 30-April-1948

A. Plant Code No.: 45-1

B. Name of Plant: Tachiarai Industrial Co., Ltd. Yamaguchi Factory

C. Address: No. 217 Shimo-Unoryo, Yamaguchi City, Yamaguchi Prefecture

D. Industrial Group: Aircraft

Major Classification No.	No. of Items	Purchase Price in 1939 Yen	Evaluation Price	
II. Removable Equip. for Future Disposition (Cont.)				
D. Authorized Use Section (Cont.)				
4. Forging Shop	8	1,703		954
a. Furnace	1	88	53	
b. Forging Hammer	1	736	435	
c. Blower	1	147	41	
d. Motors	2	390	178	
e. Line Shafting	1	268	156	
f. Others	2	107	91	
5. Welding Shop	5	1,211		721
a. Welding Machines	2	977	586	
b .Others	3	234	135	
6. Saw Mill	13	14,317		9,032
a. Band Saw	2	11,341	7,257	
b. Line Shafting	1	574	339	
c. Motors	3	975	467	
d. Others	7	1,427	969	
7. Substation	7	4,133		3,092
a. Switch Gear	1	1,575	1,404	
b. Transformers	6	2,558	1,688	
8. Miscellaneous Equipment	21	19,248		11,052
a. Bending Machine	1	368	217	
b. Manual Presses	2	367	217	
c. Shearing Machine	1	4,410	2,460	
d. Others	17	14,103	8,158	

DECLASSIFIED E.O. 12065 SECTION 3-402/NNDG NO. 775013

SUMMARY SHEET

Date: 30-April-1948

A. Plant Code No.: 48-1

B. Name of Plant: Tachiarai Industrial Co., Ltd. Yamaguchi Factory

C. Address: No. 217 Shimo-Unoryo, Yamaguc hi City, Yamaguchi Prefecture

D. Industrial Group: Aircraft

Major Classification No.	No. of Items	Purchase Price in 1939 Yen	Evaluation Price
II. Removable Equip. for Future Disposition (Cont.)			
D. Authorized Use Section (Cont.)			
9. Supplies (in Authorized Use)	148	34,552	33,375
a. Hand Tools	19	904	897
b. Cutting Tools	82	27,461	27,461
c. Belts	14	1,352	1,191
d. Others	33	4,835	3,826
E. Special Purpose Section	None	None	None
F. Restitution Items Section	None	None	None
G. Exempted Equipment Section	4	3,738	2,258
a. Internal Combution Engines	2	2,394	1,052
b. Forging Machines	2	1,344	1,206
H. Used by the Occupation Forces Section	None	None	None
Total Value of Removable Equipment for Future Disposition	298	218,920	146,781
III. Non-removable Equipment Section			
1. Miscellaneous Equipment Section			637
2. Authorized Use Section			3,583
3. Exempted Equipment Section			None
Total Value of Non-removable Equipment			4,220
IV. Non-removable Value			
1. Miscellaneous Equipment Section			383
2. Authorized Use Section			2,484
3. Exempted Equipment Section			17
Total Non-removable Value			2,884

DECLASSIFIED E.O. 12065 SECTION 3-402/NNDG NO. 775013

SUMMARY SHEET

Date: 30-April-1948

A. Plant Code No.: 45-1

B. Name of Plant: Tachiarai Industrial Co., Ltd. Yamaguchi Factory

C. Address: No. 217 Shimo-Umeryo, Yamaguchi City, Yamaguchi Prefecture

D. Industrial Group: Aircraft

Major Classification No.	No. of Items	Purchase Price in 1939 Yen	Evaluation Price
V. Total Other			
K. Office Furniture and Equipment in Authorized Use		7,774	6,240
L. Building	22		371,943
Note; Including Warehouse Used by Occupation Forces (a part of Bldg. No. 8 Area 3,382 M^2) Value 101,165			
M. Civil Engineering Works			9,383
a. Air Pipe		495	
b. Water Tank		1,362	
c. Charcoal Kiln		78	
d. Fence		1,216	
e. Wiring		6,234	
N. Improvement			1,773
Total Value V		389,339	
GRAND TOTAL PLANT VALUE		835,536	

DECLASSIFIED E.O. 12065 SECTION 3-402/NNDG NO. 775013

MISCELLANEOUS EQUIP

DECLASSIFIED NR. 775013

US EQUIPMENT SECTION

DECLASSIFIED E.O. 12065 SECTION 3-402/NNDG NO. 775013

A CODE NUMBER 45-1
B NAME OF PLANT Tachikawa Industrial Co Ltd, Yamaguchi Fac
C LOCATION No 219, Shimo-Unoke, Yamaguchi, Yamaguchi Pre
D INDUSTRIAL GPOUP Aircraft
E SECTION OF EVALUATION Miscellaneous Equipment
F TYPE OF FACILTY

1	2	3	4	5	6
Item No.	Bldg No.	Inventory No.	Name-Type-Specifications Accessories & Spare parts	Weight (Kg)	Packing Leng Wid Heig (c
			BROUGHT FORWARD		
1	1	75	LATHE - Engine - C. S. D. - Cone type Spindle, No. of Steps 8, Spindle Speeds 48 to 286 R.P.M. No of Feeds 12 (0.25 m.m. to 5 m.m.) Swing over Bed 360 m.m. Swing over Carriage 300 m.m. Distance Between Centers 600 m.m. Bed Length 1,540 m.m. Gear change System - Manual	630	L. W. H.
2	5	193	BENDING MACHINE - Wire - I.M.D. Dia. of Rollers 150 m.m. No. of Rollers 3 Max. Dia. of Stock 16 m.m. Motor (3 H.P., R.P.M. 1720) evaluated Separated in building No. 19.	900	L. W. H.
3	5	217	LAPPING MACHINE - Single Purpose - Brake Lining - Hydraulic - Dia. of Brake Wheel 250 m.m.	80	L. W. H.
4	5	342	LINE SHAFTING - Consisting of :- (1) Shaft : Dia. 63 m.m. Length 400 m.m. (3) Pulleys, (2) Bearings. (1) Shaft : Dia. 58 m.m. Length 390 m.m. (3) Pulleys, (2) Bearings. (3) Shafts : Dia. 50 m.m. Total Length 14,850 m.m. Pulley not Including. (3) Bearing (3) Shafts : Dia. 43 m.m. Total Length 12,050 m.m. (2) Pulleys, (3) Bearings. (1) Shaft : Dia. 40 m.m. Length 6,000 m.m. (1) pulley, (3) Bearings.	1,560	L. W. H.
			CONTINUE TO NEXT PAGE.		

NOTES : No Dittos Allowed in Spaces
Crossline All Spaces Not Used (As Shown Above)

Page-Total	3,170
Cumulative-Total	3,170

DECLASSIFIED E.O. 12065 SECTION 3-402/NNDG NO. 775013

~~guchi factory~~
~~guchi Prefecture,~~

ipment

PLANT EVALUATION

REMOVABLE

5	6	7	8		9	9A	10	11	12	13	14	15
Weight (Kg)	Packing Size Length Width Height (cm)	Maker and Country	Year Made or Installed	DON'T USE	Original Cost	Purchase Price of Removable Equipment	Conversion Factor	Purchase Price 1939 Yen	Life Expectancy	Future Life	Salvage Value	Depreciation Factor
630	L. 160 W. 70 H. 90	Oyama Iron Works. Japan.	1936		900	SH(E) 900	147.3	1,325	25	13	15	59.
900	L. 120 W. 120 H. 70	Unknown Japan.	1936		2,000	SH(E) 2,000	147.3	2,946	25	13	15	59.
80	L. 42 W. 42 H. 42	Tachiarai Industrial Co. Japan	1944		1,000	(E) 1,000	69.3	693	25	21	15	86.
1,560	L. 900 W. 40 H. 440	Unknown Japan.	1936		1,550	SH(E) 1,550	147.3	2,283	25	13	15	59.
3,170					5,450	5,450		7,247				
3,170					5,450	5,450		7,247				

DECLASSIFIED E.O. 12065 SECTION 3-402/NNDG NO. 775013

SHEET 1 OF 57 SHEETS

DATE April - 18 - 1948

									NON-REMOVABLE	
13	14	15	16	17	18	19	20	21	22	23
Life	Salvage Value	Depreciation Factor	Depreciated Value	Other Deductions	Reason-For Other Deductions	Deduction Yen	Total Extra Deduction Yen	Total Depreciated Value	Non-Removable Equipment	Non-Removable Value
13	15	59.2	784	Counter (2) Gears Tail Stock Center	Missing. Missing. Missing	29 6 1	36	748		
13	15	59.2	1,744					1,744		
21	15	86.4	598					598		
13	15	59.2	1,351	Pulley.	Broken.	14	14	1,337		
			4,477					4427		
			4,477					4427		

DECLASSIFIED E.O. 12065 SECTION 3-402/NNDG NO. 775013

A CODE NUMBER 45-1

B NAME OF PLANT Tachiarai Industrial Co. Ltd. Yamaguchi Fa

C LOCATION No. 217, Shimo-Unaryo, Yamaguchi, Yamaguchi Prof

D INDUSTRIAL GPOUP Aircraft

E SECTION OF EVALUATION Miscellaneous Equipment

F TYPE OF FACILTY

1	2	3	4	5	6
Item No.	Bldg No.	Inventory No.	Name-Type-Specifications Accessories & Spare parts	Weight (Kg)	Packing & Leng Wid Heig (c
			BROUGHT FORWARD	3,170	
			(3) Shafts: Dia. 38 m.m. Total Length 15,600 m.m. (3) Pulleys, (8) Bearings.		
			(9) Shafts: Dia. 35 m.m. Total Length 50,075 m.m. (2) Pulleys, (15) Bearings.		
			(1) Shaft: Dia. 33 m.m. Length 8,200 m.m. (5) Pulleys, (3) Bearings.		
			(1) Shaft: Dia 30 m.m. Length 2,150 m.m. (2) Pulleys. Bearing not Including.		
			(2) Shafts: Dia. 28 m.m. Total Length 6,850 m.m. (6) pulleys, (2) Bearings		
5	5	197	BRAKE TESTING MACHINE - For Wheel Brake Pressure 100 kg/cm2 Hydraulic operation by Pressure pump - Manual.	900	L. 18 W. 1 H. 2
6	5	198	MEASURING MACHINE - Pressure pump - Oil - Hand - Accessory of above Brake Testing Machine. Max. Pressure 60 kg/cm2	35	L. 4 W. 2 H. 5
7	5	199	MEASURING MACHINE - Pressure pump - Oil - Hand - Spare Machine of above Brake Testing Machine. Max. Pressure 60 kg/cm2	35	L. W. H.
8	5	246	TRANSFORMER - Out door type - Self Cooled - Single phase Connection: Star. 1 K.V.A. Voltage: Primary 220 V Secondary 100 V. Temperature 35°c - 60 cycles	13	L. W. H.
9	5	247	TRANSFORMER - Out Door Type - Self Cooled - Single Phase - 7.5 K.V.A. Connection: Star Voltage: Primary 3,300 V. Secondary 220 V. Temperature 35°c - 60 cycles	75	L. W. H.
			NOTES: No Dittos Allowed in Spaces Crossline All Spaces Not Used (As Shown Above) Page-Total	1,058	
			Cumulative-Total	4,228	

DECLASSIFIED E.O. 12065 SECTION 3-402/NNDG NO. 775013

_____

uchi Factory
chi Prefecture.

_____

ment

_____

PLANT EVALUATION

REMOVABLE

5	6	7	8		9	9A	10	11	12	13	14	15
Weight (Kg)	Packing Size Length Width Height (cm)	Maker and Country	Year-Made-or Installed	DON'T USE	Original Cost	Purchase Price of Removable Equipment	Conversion Factor	Purchase Price 1939 Yen	Life Expectancy	Future Life	Salvage Value	Depreciation Factor
3170					5,460	5,460		7,247				
900	L. 180 W. 70 H. 220	Tachiarai Industrial Co. Japan.	1944		E 3,870	E 3,200	69.3	2,217	30	26	10	88.0
35	L. 40 W. 20 H. 50	Unknown. Japan.	1936		SH E 500	SH E 500	147.3	736	30	18	10	64.0
35	L. 40 W. 20 H. 50	Unknown. Japan.	1936		SH E 500	SH E 500	147.3	736	30	18	10	64.0
13	L. 20 W. 20 H. 30	Osaka Transformer Co. Japan.	1937		SH E 65	SH E 65	97.5	63	30	19	10	67.5
75	L. 35 W. 35 H. 60	Unknown. Japan.	1936		SH 130	SH 130	147.3	ES 191	30	18	10	64.
4048					5,065	4,395		3,943				
4228					10,515	9,845		11,190				

DECLASSIFIED E.O. 12065 SECTION 3-402/NNDG NO. 775013

SHEET 2 OF 89 SHEETS

DATE April - 18 - 1948

								NON-REMOVABLE	
13	14	15	16	17	18	19	20	21	22	23
Life	Salvage Value	Depreciation Factor	Depreciated Value	Other Deductions	Reason-For Other Deductions	Deduction Yen	Total Extra Deduction Yen	Total Depreciated Value	Non-Removable Equipment	Non-Removable Value
			4477					4,427		
6	10	88.0	1,950	Wire Rope	Missing.	2	2	1,948	245	163
8	10	64.0	471					471		
8	10	64.0	471	Pressure Guage	Missing.	19	22	449		
				Rubber Hose	Missing.	3				
	10	67.0	42					42		
	10	64.0	122					122		
			3,056					3,032	245	163
			1,533					1,459	245	163

DECLASSIFIED E.O. 12065 SECTION 3-402/NNDG NO. 775013

A CODE NUMBER 45-1

B NAME OF PLANT Tachiarai Industrial Co. Ltd., Yamaguchi Factory

C LOCATION No. 217 Shimo-Usaryo, Yamaguchi, Yamaguchi Prefec.

D INDUSTRIAL GPOUP Aircraft

E SECTION OF EVALUATION Miscellaneous Equipment

F TYPE OF FACILTY

1	2	3	4	5	6
Item No.	Bldg No.	Inventory No.	Name-Type-Specifications Accessories & Spare parts	Weight (Kg)	Packing Leng Wid Heig (c
			BROUGHT FORWARD	4,228	
10	5	248	TRANSFORMER – Out Door Type – Self Cooled – Single phase – 7.5 K.V.A. Connection : Star. Voltage : Primary 3,300 V. Secondary 220 V. Temperature 35°C – 60 cycles.	75	L. W. H.
11	5	249	TRANSFORMER – Out Door Type – Self Cooled – Single Phase – 100 K.V.A. Connection : Star Voltage : 3450, 3400, 3300, 3000, 2800 V. Temperature 35°C – 60 Cycles	180	L. 8 W. 9 H. 11
12	5	250	TRANSFORMER – Out Door Type – Self Cooled – Single phase – 100 K.V.A. Connection : Star Voltage : Primary 3,450 V. Secondary 220 V. No. of Taps : 3450, 3400, 3300 3000, 2800 V. Temperature 35°C – 60 Cycles	180	L. 8 W. 9 H. 12
13	5	251	TRANSFORMER – Out Door Type – Self Cooled – Single phase – 100 K.V.A. Connection : Star. Voltage : Primary 3,450 V. Secondary 220 V. No. of Taps : 3450, 3400, 3300, 3000, 2800 V. Temperature 35°C – 60 cycles.	180	L. W. H.
14	5	252	TRANSFORMER – Out Door Type – Self Cooled – Single Phases – 7.5 K.V.A. Connection : Star. Voltage : Primary 3,300 V. Secondary 220 V. Temperature 35°C – 60 cycles	75	L. 3 W. 3 H. 5
15	5	237	MOTOR – A.C. – Induction – Cage Type – H.P. 30 Cycles 60, Phases 3, Voltage 220 V. R.P.M. 890	650	L. 8 W. 7 H. 7

NOTES : No Dittos Allowed in Spaces
Crossline All Spaces Not Used (As Shown Above)

Page-Total 1340

Cumulative-Total 5568

DECLASSIFIED E.O. 12065 SECTION 3-402/NNDG NO. 775013

Factory.
hi Prefecture

PLANT EVALUATION

REMOVABLE

5	6	7	8		9	9A	10	11	12	13	14	15
Weight (Kg)	Packing Size Length Width Height (cm)	Maker and Country	Year-Made-or Installed	DON'T USE	Original Cost	Purchase Price of Removable Equipment	Conversion Factor	Purchase Price 1939 Yen	Life Expectancy	Future Life	Salvage Value	Depreciation Factor
4,228					10,515	9,845		11,190				
75	L. 35 W. 35 H. 60	Unknown. Japan.	1936		130	SH 130	147.3	(ES) 191	30	18	10	64.0
180	L. 85 W. 95 H. 110	Toyo Transformer Co. Japan	1936		850	SH 850	147.3	(ES) 1,252	30	18	10	64.0
180	L. 85 W. 95 H. 120	Unknown. Japan.	1936		850	SH 850	147.3	(ES) 1,252	30	18	10	64.0
180	L. 85 W. 95 H. 120	Toyo Transformer Co. Japan.	1936		850	SH 850	147.3	(ES) 1,252	30	18	10	64.0
75	L. 35 W. 35 H. 55	Sanyo Denki Co. Japan.	1936		130	130	147.3	(ES) 191	30	18	10	64.0
650	L. 85 W. 75 H. 75	Yasukawa Denki Co. Japan.	1945		2,700	2,700	52.5	(ES) 1,417	20	17	10	86.5
1,340					5,510	5,510		5,555				
5,568					16,025	15,355		16,745				

DECLASSIFIED E.O. 12065 SECTION 3-402/NNDG NO. 775013

SHEET 3 OF 89 SHEETS

DATE April-18- 1948

									NON-REMOVABLE	
13	14	15	16	17	18	19	20	21	22	23
Life	Salvage Value	Depreciation Factor	Depreciated Value	Other Deductions	Reason For Other Deductions	Deduction Yen	Total Extra Deduction Yen	Total Depreciated Value	Non-Removable Equipment	Non-Removable Value
			7,533					9,459	245	163
8	10	64.0	122					122		
8	10	64.0	801					801		
8	10	64.0	801					801		
8	10	64.0	801					801		
8	10	64.0	122					122		
8	10	86.5	1,225					1,225		
			3,872					3,872		
			11,405					11,331	245	163

DECLASSIFIED E.O. 12065 SECTION 3-402/NNDG NO. 775013

A CODE NUMBER 45-1

B NAME OF PLANT Tachiarai Industrial Co. Ltd, Yamaguchi Fact

C LOCATION No 214, Shiwa-Uaaya, Yamaguchi, Yamaguchi Prefe

D INDUSTRIAL GPOUP Aircraft

E SECTION OF EVALUATION Miscellaneous Equipment

F TYPE OF FACILTY

1	2	3	4	5	
Item No.	Bldg No.	Inventory No.	Name-Type-Specifications Accessories & Spare parts	Weight (Kg)	Packing Len Wi Hei (c
			BROUGHT FORWARD	5568	
16	5	238	MOTOR – A.C. – Induction – Cage type – H.P. 15, Cycles 60, Phases 3, Voltage 220 R.P.M. 1,800.	350	L. W. H.
17	5	239	MOTOR – A.C. – Induction – Cage type – H.P. 7.5, Cycles 60, Phases 3, Voltage 220. R.P.M. 1,750	180	L. W. H.
18	5	241	MOTOR – A.C. – Induction – Cage type – H.P. 10, Cycles 60, Phases 3, Voltage 220, R.P.M. 1,735.	180	L. W. H.
19	5	244	MOTOR – A.C. – Induction – Cage type – H.P. 20, Cycles 60, Phases 3, Voltage 220 R.P.M. 1,600	200	L. W. H.
20	5	245	MOTOR – A.C. – Induction – Cage type – H.P. 7.5, Cycles 60, Phases 3, Voltage 220 R.P.M. 1,700	120	L. W. H.
21	5	347	MOTOR – For Commpressor, Inventory No. 186 A.C. – Induction – Cage type – H.P. 50, Cycles 60, Phases 3, Voltage 220, R.P.M. 865 Consisting of: Magnetic Switch – Phases 3 Amperage 150A Voltage 220V Resistance – Amperage 200 A. Voltage 220V.	850	L. W. H.
22	5	344	(2) SURFACE PLATES – Length 1,835 m.m. Width 910 m.m. Thickness 100 m.m. Web type	2,624	L. W. H.
23	5	345	SURFACE PLATE – Length 2,000 m.m. Width 1,000 m.m. Thickness 100 m.m. Web Type.	1,400	L. W. H.

NOTES: No Dittos Allowed in Spaces
Crossline All Spaces Not Used (As Shown Above)

Page-Total 5904

Cumulative-Total 11,472