DECLASSIFIED E.O. 11652 SECTION 3 (E)(2)

GHQ/SCAP Records (RG 331, National Archives and Records Service)

Description of contents

(1) Box no. 3013

(2) Folder title/number: (9)
Idemitsu Kosan Co., Ltd. - Tokuyama

(3) Date: Apr. 1948 - Jan. 1951

(4) Subject:

Classification	Type of record
9230, 9621	c, e, r

(5) Item description and comment:
i) Yamaguchi
ii) Includes Contents List

(6) Reproduction: (Yes) No

(7) Film no. Sheet no.

(Compiled by *National Diet Library*)

<u>INDEX</u>

I. A. Inventory
   B. Maps
   C. Management, Guards and Maintenance Personnel
   D. Maintenance Materials
   E. Demilitarization Certificate and Destruction of SP Machinery
   F. T. I. D. Receipts

II. Use of Installation and/or Equipment

III. Exemption of Installation and/or Equipment

IV. A. Transfers of Equipment into Installation
    B. Transfers of Equipment out of Installation
    C. Dispersal Areas

V. Inspection Reports

VI. A. Release of Real Property
    B. Release of Materials
    C. Release of Machinery

VII. Miscellaneous

Name: Idemitsu Kosan Co. Ltd. Code No. ~~45-34, 45-28~~ 45-41

Date 22 JANUARY 1951

SECTION I
INVENTORY DATA

1.	Total items originally inventoried:	46
2.	Originally inventoried items not available for allocation:	
a.	EX items	
	(1) Originally inventoried EX	0
	(2) Subsequently deleted from EX classification	0
	(3) Total (line a(1) less line d(2))	0
b.	Subsequently released from custody	0
	(1) Woodworking*	1
	(2) Others*	0
c.	Destroyed SP*	0
d.	Subsequent losses from fire, theft, etc.*	0
e.	Released from dispersed location*	24
f.	Shipped to TID*	0
g.	Removed under PD*	0
h.	Removed on allocation	0
i.		
3.	Total deduction from original inventory	25
4.	Item missed from original inventory-subsequently picked up	61
5.	Adjusted original inventory total (line 1 less line 3, plus line 4)	82
6.	Subsequent additions to inventory	
a.	Returned PD'd items*	0
b.	Added on evaluation	0
c.		0
d.		
7.	Inventory total	82
8.	"U" items	33
9.	Total items available for allocation (line 7 less line 8)	49

SECTION II
MISCELLANEOUS

1. Non-inventoried items shipped to TID 0
2. Items inventoried under other plant code number; 36 items CODED 45-28 (Not included in line 9, SEC I)
3. Authorized transformer capacity — KW
4. EX items subsequent to original inventory 0

* See reverse side

DECLASSIFIED

IA

DATE	SUBJECT	ISSUING HEADQUARTERS & INDORSEMENTS
25 NOV. 1949	INVENTORY DATA, (45-41) OSHIMA-OURA FUEL STORAGE, TOKUYAMA BRANCH, EX-KURE NAVAL MUNITION DEPOT.	YAMAGUCHI BRANCH, H.F.B. BASIC
9 June 1949	List of Reparation Equipment in Ex-Oura-Oshima Oil Storage Facility	Hiroshima Finance Office
17 May 49	Oil Storage Facilities	CMGR
20 Dec. 48	List of the Property at Oura-Oshima Fuel Storage	------
17 Feb. 49	Oil Storage Facilities	CMGR - 5th Ind
20 April 49	Oil Storage Facilities	CMGR - 1st Ind

I.A.- INVENTORY.

CMGR 386.3 (D-Ki) 1st Ind
(4 April 1949)
Subject: Oil Storage Facilities

Headquarters Chugoku Military Government Region, APO 248, Kure, Honshu, 20 April 1949

TO: Commanding General, I Corps, APO 301

Concurrence is made with request contained in basic communication.

2 Incls:
n/c

RUSSELL C. SNYDER
Colonel, FA
Commanding

45-41
Dec 1A

52

COPY

HEADQUARTERS
YAMAGUCHI MILITARY GOVERNMENT TEAM
YAMAGUCHI, HONSHU, JAPAN
APO 248

PPB/dn

4 April 1949

YMGT 678

SUBJECT: Oil Storage Facilities

TO: Commanding Officer
Chugoku Military Government Region
APO 248

1. Reference letter this Headquarters, dated 3 January 1949, Serial No. YMGT 678, subject as above.

2. The code numbers and equipments which would be affected by the consolidation recommended in the letter referred to in Paragraph 1 above are listed in inclosure 1.

3. Additional equipment, which was never reported, but which qualifies under the provisions of OD 21 for 1948 and has recently been placed under custody is included as inclosure 2.

4. Request that one code no. be assigned all reparations equipment in the Oura-Oshima area to include the items previously not reported. (See Inclosure 2.)

EUGENE J. McNAMARA
Lt. Col., Infantry
SMGO

2 Incls:

As indicated

COPY

OURA-OSHIMA
OIL STORAGE AREA

Equipment not reported, but recently taken into custody.

Item	No.	Size
Transformer	2	5 KW
Transformer	2	75 KW
Switchboard	1	6 panels
Rotary Converter	1	AC DC 30KW x 25 KW
Attached Switchboard	1	2 panels
Attached Starter	1	30 KW
Foamite Mixing Tank	2	10 K/L
Gasoline Engine	2	230 HP
Turbine Pump	2	Dia. 6"
Gasoline Tank	1	150 K/L
Gasoline Engine	2	265 HP
Turbine Pump	2	Dia. 10"
Gasoline Engine	2	15 HP
Turbine Pump	2	Dia. 4"
Compressor	2	RPM 700
Accumulator	4	Cap. 127.6 L
Gasoline Tank	1	150 K/L

Plus a considerable amount of valves, joints, and accessories.

DECLASSIFIED E.O. 12065 SECTION 3 102/MED NO.

OURA-OSHIMA
OIL STORAGE AREA

Code numbers which would be affected by consolidation, and the equipment inventoried under each.

Code No.	Equipment
45-31	4 Turbine Pumps 1 Vacuum Pump 2 Gasoline Engines 1 Boiler 2 Oil Tanks 225 K/L
45-33	3 Oil Tanks 10,000 K/L
45-34	2 Oil Tanks 12,000 K/L 3 Oil Tanks 10,000 L/L
45-35	1 Oil Tank 12,000 K/L

Incl. 1

DECLASSIFIED E.O. 12065 SECTION 3 NLJ/NARS DATE

BASIC: Ltr. Hq Yamaguchi Mil Govt Team, YMGT 678, Subj: "Oil Storage Facilities", dtd 3 Jan 49.

EHN/tn

AG 463 - BA 4th Ind 17 Feb 49

Hq I Corps, APO 301,

TO: CO, Chugoku Mil Govt Team APO 248

Forwarded to your headquarters for action required by the 3rd indorsement.

BY COMMAND OF MAJOR GENERAL COULTER:

3 Incls:
n/c

/s/ William A. Franks
/t/ WILLIAM A. FRANKS
Major, AGD
Asst Adj General

CMGR 386.3 (D-KIM) 5th Ind
(3 Jan 49)
Subject: Oil Storage Facilities

Headquarters Chugoku Military Government Region, APO 248, Kure, Honshu,
28 February 1949

TO: Commanding Officer, Yamaguchi Military Government Team, APO 248

1. Forwarded for necessary action.

2. Dismantled tank scrap referred to in paragraph 5 c of basic communication may be disposed under the provisions of Operational Directive 25, dated 9 April 1948 paragraph 3 d.

3. The necessary surveillance will be given for assuring that salvaged components of scrap tanks so released are not reconstructed as new units.

BY ORDER OF COLONEL SNYDER:

H5-41
Rec 1A

3 Incls:
n/c

JERRY W. TOM
1st Lt, USAF
Adjutant

DECLASSIFIED E.O. 11652 SECTION 3 (E)(2) AND (3)

BASIC: Ltr. Hq Yamaguchi Mil Govt Team, YMGT 678, Subj: "Oil Storage Facilities", dtd 3 Jan 49.

EHN/tn

AG 463 - BA 4th Ind 17 Feb 49

Hq I Corps, APO 301,

TO: CO, Chugoku Mil Govt Team APO 248

Forwarded to your headquarters for action required by the 3rd indorsement.

BY COMMAND OF MAJOR GENERAL COULTER:

3 Incls:
n/c

/s/ William A. Franks
/t/ WILLIAM A. FRANKS
Major, AGD
Asst Adj General

CMGR 386.3 (D-KIN) 5th Ind
(3 Jan 49)
Subject: Oil Storage Facilities

Headquarters Chugoku Military Government Region, APO 248, Kure, Honshu, 28 February 1949

TO: Commanding Officer, Yamaguchi Military Government Team, APO 248

1. Forwarded for necessary action.

2. Dismantled tank scrap referred to in paragraph 5 c of basic communication may be disposed under the provisions of Operational Directive 25, dated 9 April 1948 paragraph 3 d.

3. The necessary surveillance will be given for assuring that salvaged components of scrap tanks so released are not reconstructed as new units.

BY ORDER OF COLONEL SNYDER:

3 Incls:
n/c

JERRY W. TOM
1st Lt, USAF
Adjutant

BASIC: Ltr, Hq Yamaguchi Mil Govt Team, APO 317, YMGT 678, subj: "Oil Storage Facilities", dtd 3 Jan 49.

AG 463 - BA 2nd Ind JCG/tn

Hq I Corps, APO 301,

TO: CG, Eighth Army, APO 343

This headquarters recommends approval of the recommendations made in paragraph 5 of the basic communication.

FOR THE COMMANDING GENERAL:

3 Incls:
n/c

/s/t/ WILLIAM A. FRANKS
Major, AGD
Asst. Adj. General

AGMGEM 386.3 3rd Ind 12 FEB 1949

Headquarters Eighth Army, APO 343

TO: Commanding General, I Corps, APO 301

1. Information will be submitted to show what code numbers presently assigned to oil storage facilities in the Oura-Oshima area will be affected by the consolidation recommended by paragraph 5a of the basic communication.

2. All equipment of the Oura-Oshima arsenal area which has not been ordered released from reparations custody by specific instructions from this or higher headquarters and which qualifies under the provisions of Operational Directive 21 dated 30 March 1948, will be placed under reparations custody whether the equipment has been released from former military installation custody or not.

3. Property presently in the area, procured subsequent to the occupation from non-reparations sources, will be designated "EX".

BY COMMAND OF LIEUTENANT GENERAL WALKER:

3 Incls:
n/c

MONROE N. HINEY
Major, AGD
Asst. Adj. Gen.

DECLASSIFIED - Not Restricted

HEADQUARTERS
YAMAGUCHI MILITARY GOVERNMENT TEAM
YAMAGUCHI, HONSHU, JAPAN
APO 317

WJG/dn

YMGT 678

3 January 1949

SUBJECT: Oil Storage Facilities

THRU: Commanding Officer, Chugoku Military Government Region, APO 317

TO: Commanding General
I Corps
APO 301

1. A recent thorough investigation of oil storage facilities in Yamaguchi Prefecture accompanied by Mr. E. C. Grafton, Reparations Section, GHQ, SCAP, revealed discrepancies which are reported herewith.

2. The former Oura-Oshima Naval OilStorage area was released by 1st Lt. Donald E. Peterson of 128 U.S. Infantry Regiment on 23 January 1946, and subsequently all oil storage facilities were designated for reparations by OD 5/12 for 1946, dated 14 November 1947.

3. Prior to being designated for reparations this area was allocated to various companies by Hiroshima Finance Bureau and during this period numerous changes occurred including dismantling and sale of oil tanks and equipment, and the installation of numerous items of private property.

4. Attached herewith map of the Oura-Oshima area, inventory of property presently located in this area and map of actual location of property in the area.

5. Recommendations:

a. That one code number be assigned to all reparations equipment located in this area.

b. That authority be granted to mark all private property "EX".

dtd 3 Jan 1949

YMGT 678
Subject: Oil Storage Facilities

c. That authority be granted to dispose of all scrap dismantled oil tanks. (Ref. SCAPIN 1920).

/s/ Eugune J. McNamara
/t/ EUGENE J. McNAMARA
Lt. Col., Infantry

3 Incls:
1. Map of Oura-Oshima Area
2. List of all property in the area
3. Map of locations of all property in the area

CMGR 386.3 (D-Kin) 1st Ind

Headquarters, Chugoku Military Government Region, APO 317,
Kure, Honshu, 17 January 1949.

TO: Commanding General I Corps, APO 301

Concurrence is made with requests contained in basic communication.

/s/ Russell C. Snyder
/t/ RUSSELL C. SNYDER
Colonel, FA
Commanding

3 Incls:
n/c

COPY

45-41
Dec 1A

LIST OF THE PROPERTY AT OURA-OSHIMA FUEL STORAGE

(NAVY AND PRIVATE)

KUSHIGAHAMA, TOKUYAMA CITY,
YAMAGUCHI PREFECTURE

20 Dec 48

This installation was released by 1st Lt. Donald E. Peterson of Headquarters, 128th Infantry, Battalion on 23 Jan., 1946 and designated for reparations by OD 5/12 for 1946 dated 14 November 1947.

Encl 2

Encl #2.

COPY

No. on Map	Name	Quantity	Type and Size	Owner	Remarks
1	Guard Barrack	1	Wooden, one-story Tile roof 40 m^2	Finance Ministry (Belonged to Ex-Navy) Idemitsu Kosan K.K.: Temporary use	Used by Employees of Idemitsu Kosan K.K. Authorized by Toku-Yama Branch of Hi-roshima Finance Bureau. Feb 4,1948.
2	"	1	" 80m^2	"	"
3	"	1	" 80m^2	"	"
4	Bath Room	1	" 6m^2	Finance Ministry	
5	Dirt Incinerating Furnace		800 kg	Finance Ministry (Belonged to Ex-Navy)	Scrap
6	Sentry-Box	1	Wooden, one-story Tile roof 14M^2	Finance Ministry (Belonged to Ex-Navy) Idemitsu Kosan K.K.: Temporary use	Authorized by Toku-Yama branch of Hi-roshima Finance Bureau. Feb. 4 1948.
7	Shed	1	Slate roof Temporary Barrack 200 m^2	"	"
8	"	1	"	"	"
9	Distillating Tower	1	5,000 kg	Finance Ministry (Belonged to Ex-Navy)	Scrap
10	Winch	1	Capacity 5 tons (No motor)	Private property of Kumagai Gumi K.K.9	Brought in by Tokuyama Branch of Kumagai Gumi. April 10, 1948.
11	Temporary Pier	1	Wooden Length 20 m	"	Brought in and built by Tokuyama Branch of Kumagai Gumi. Apr 10, 1948.
	Industrial Trackage	110 m 9 kg rail		"	Brought in by Osaka main office of Kumagai Gumi K.K. Mar 25, 1948.
	Derick Support	1	H. 7 m, W. 2 tons Capacity 3 tons 1	"	

12	Private House	1	Wooden, one-story 46 m^2	Private Property of Seichi Shiigi	Used for farming. Built: Jan. 1947
13	"	1	" 30 m^2	Private Property of Mitsuyoshi Furutani	"
14	"	1	" 30 m^2	Private Property of Nobuo Adachi	"
15	Oil Switch	1	100 A. about 100 kg	Finance Ministry (Belonged to Ex-Navy)	Main Switch for Electric Power Line Authorized by Hiroshima Finance Bureau. Feb. 4, 1948
16	Sentry Box	1	Wooden, one-story 5 m^2	Finance Ministry (Belonged to Ex-Navy) Idemitsu Kosan K.K.: Temporary use	
17	Tank	1	12.000 K.L. Vertical type	Finance Ministry (Belonged to Ex-Navy)	Code No.45-34-13
18	"	1	"	"	Code No.45-34-12
19	"	1	10.000 K.L. Vertical type	"	Code No.45-34-11
20	"	2	150 K.L. Horizontal type	Private property of Idemitsu Kosan K.K.	Code No.45-34 Released from Reparations by GHQ on 11 Oct 1948.
21	"	3	150 K.L. Horizontal type	Private Property of Idemitsu Kosan K.K.	"
22	Accessories of tank	6	tons Idder and Etc. For 150 K.L. Horizontal tank	Finance Ministry (Belonged to Ex-Navy)	Accessories of 150 K.L. Tanks which were released from Reparations.
23	Tank	2	15 K.L. Iron made, Vertical type	Private Property of Idemitsu Kosan K.K.	Transported from Shimonoseki Branch of Idemitsu Kosan K.K. Aug.25 47.

DECLASSIFIED

24	Turbine Pump	1	Electric motor, 10 H.P. R.P.M. 1,755 Turbine 2" 4 stage H. 50 m 0.15 m^3/m	Private Property of Idemitsu Kosan K.K.	Transported from Moji Branch of Idemitsu Kosan K.K. June 1, 1947.
25	Tank	2	150 K.L. Horizontal type Iron made	"	Code No.45-34 released from reparations by GHQ on 11 Oct 48.
26	Turbine Pump	1	Electric motor 15 H.P. Turbine 5", 1 stage H. 10 m 80 m^3/h	Private Property of Idemitsu Kosan K.K.	Transported from Nagoya Branch of Idemitsu Kosan K.K. June 20, 1947.
27	Tank	1	10,000 K.L. Vertical type Iron made	Finance Ministry (Belonged to Ex-Navy)	Code No. 45-34-10
28	Winch	1	Cap 3 tons (Estimation) Complete with electric Motor 15 H.P.	Private property of Idemitsu Kosan K.K.	Purchased from Nakamura Gumi, Tokuyama-shi on 15 Jul 47.
29	Wocden Derick	1	Uncertain	"	"
30	Warehouse	1	Wooden, one-story	Finance Ministry (Belonged to Ex-Navy) Idemitsu Kosan K.K.: Temporary use	Authorized by Tokuyama Branch of Hiroshima Finance Bureau Feb. 4, 1948
	Motor	4	3 phase, 4 poles, 75 H.P. 3,300 V. R.P.M. 1,760	Finance Ministry (Belonged to Ex-Navy) Idemitsu Kosan K.K.: Temporary use	Code No. 45-29 Released by GHQ April 14, 1948
	Attached Switch box	4	Uncertain	"	"

Automatic Liquid Filling Machine	2 sets	240 Can/h	Finance Ministry (Belonged to Ex-Navy) Idemitsu Kosan K.K.: TEMPORARY use	Code No.45-29 Released by CHQ, April 14,1948 and brought in.
Turbine pump	1	Turbine 2" 1 stage H. 10 m 10 m^3/h	Private property of Idemitsu Kosan K.K.	Transported from Nagoya Branch of Idemitsu Kosan K.K. June 17, 1948.
Attached Motor	1	3 phase, 4 pole, 1 H.P. 220 V. R.P.M. 1,710	"	"
Turbine Pump	1 Dia	33 mm. 1 stage, H.10 m 10 m^3/h	Private property of Idemitsu Kosan K.K.	"
Attached Motor	1	3 phase, 4 pole, 1 H.P. 220 V. R.P.M. 1,710	"	"
Gear Pump	2	Dia. 130 mm, H. 20 m 50 T/h R.P.M. 694	"	Accessory of barge of Idemitsu Kosan K.K. landed Oct 1947.
Attached Motor	2	3 phase, 4 pole, 7.5 K.W. 220 V. R.P.M. 1,735	"	"
"	2	D.C. 4 pole, 10 H.P. 220 V. R.P.M. 1,735	"	"
Attached Reduction Machine	2	1,135 R.P.M. —— 694 R.P.M.	Private property of Idemitsu Kosan K.K.	Accessory of barge of Idemitsu Kosan K.K. landed. Oct 1947.
Gear Pump	1	Gear 2" 15 m^3/h	"	Accessory of barge of Idemitsu Kosan K.K. landed. Nov 13 1948.
Metal Hose	6	8" x 2.5 m	"	Authorized sale by Research Sect.of Yamaguchi Ken Nov 13 48

DECLASSIFIED

	Search Lights	3	Uncertain	Private property of Idemitsu Kosan K.K.	Authorizes sale by Research Section of Yamaguchi ken. Nov. 13, 1948.
	Fire-Hose	165	3" Cloth Total length 2,490 m	"	Authorized sale by Research Section of Yamaguchi Ken. Mar. 1947.
	Iron Pipe	7 tons	1¼" (steal)	"	Sold by Hiroshima Finance Bureau. May 31. 1948. Mediator: Iwai Sangyo
	Miscellaneous Valves & Pipes	About 2 tons		Private property of Idemitsu Kosan K.K.	
31	Toilet	1	Wooden, one story 5 m^2	Finance Ministry (Belonged to Ex-Navy) Idemitsu Kosan K.K.: Temporary use	Authorized by Tokuyama Branch of Hiroshima Finance Bureau. Feb. 4. 1948
32	Pump Room	1	Iron beam, one-story slate roof 130 m^2	Finance Ministry (Belonged to Ex-Navy) Idemitsu Kosan K.K.: Temporary use	Authorized by Tokuyama Branch of Hiroshima Finance Bureau. Feb. 4. 1948.
	Turbine Pump	2	Dia. 300 mm Lift 52.4 m 2 stage 400 m^3/h	Finance Ministry (Belonged to Ex-Navy)	Code No. 45-31-1 Code No. 45-31-2
	Attached Motor	2	200 K.W. R.P.M. 1,175	"	Code No. 45-31-1 Code No. 45-3102
	Attached Starter	2	Uncertain	"	"
	Attached Switch Box	2	Uncertain	Finance Ministry (Belonged to Ex-Navy)	Code No.45-31-1 Code No.45-31-2

DECLASSIFIED E.O. 12065 6/30/78

	Vacuume Turbine Pump	1	Bore 50 mm R.P.M. 1,740 Weight 40 kg	Finance Ministry (Belonged to Ex-Navy)	Code No. 45-32-1 Released by GHQ April 14, 1948.
	Attached Motor	1	A.C. 3.7 K.W.	"	"
33	Water Tank for Fire	1	Iron made, no roof Dia. 4 m H. 1.5 m	"	
34	Shed	1	Wooden, barrack 15 m^2	Finance Ministry (Belonged to Ex-Navy) Idemitsu Kosan K.K.: Temporary use	Authorized by Tokuyama Branch of Hiroshima Finance Bureau. Feb. 4 1948
35	Switch Room	1	Iron beam, one-story slate roof 46 m^2	"	"
	Transformer	2	5 K.W.	Finance Ministry (Belonged to Ex-Navy)	Omitted from Reparations list in Error
	"	2	75 K.W.	"	"
	Attached Switch Board	1	6 panels	Finance Ministry (Belonged to Ex-Navy)	Omitted from Reparations List in Error
	Rotary Converter	1	A.C. D.C. 30 K.W. x 25 K.W.	"	"
	Attached Switch Board	1	2 panels	"	"
	Attached starter	1	30 K.W.	"	"
36	Tank	1	150 K.L. Horizontal type	Private property of Idemitsu Kosan K.K.	Code No.45-34 Released from Reparations by GHQ on 11 Oct 1948.
37	Turbine Pump	4	Dia. 6" 3 stage: 2, 4 stage:2 170 m^3/h	Finance Ministry (Belong. to Ex-Navy) Idemitsu Kosan K.K. Temporary use	Code No. 45-29 Released by GHQ on 14 Apr 1948 and brought in

38	Gear Pump	2	3" 30 m^3/h	Finance Ministry (Belonged to Ex-Navy) Idemitsu Kosan K.K.: Temporary use	Code No.45-29 Released by GHQ on 14 Apr 1948 and brought in.
39	Tank	1	5 K.L. Iron made Vertical type	Private property of Idemitsu Kosan K.K.	Transported from Shimonoseki Branch of Idemitsu Kosan K.K. Aug 25, 1947
40	Boiler Room	1	Wooden one-story Zinc roof 18 m^2	Finance Ministry (Belonged to Ex-Navy) Idemitsu Kosan K.K.: Temporary use	Authorized by Tokuyama Branch of Hiroshima Finance Bureau on 4 Feb 1947.
	Boiler	1	Cylindrical, Vertical type Normal Pressure 7 kg/cm^2 Test pressure 14 kg/cm^2	Finance Ministry	Code No.45-31-10
41	Warehouse	1	Wooden, one-story zinc roof	Finance Ministry (Belonged to Ex-Navy) Idemitsu Kosan K.K.: Temporary use	Authorized by Tokuyama Branch of Hiroshima Finance Bureau. Feb.4, 1948
	Air Tank	1	1 K.L. Vertical type Dia 1 m H.1.6 m	Private property of Idemitsu Kosan K.K.	Transported from Shimonoseki Branch of Idemitsu Kosan K.K. Aug. 25, 1947.
	Air Compressor	1	Weare type, Uncertain	"	"
	Tank	1	Underground type, Square, Iron made 0.7 K.L.	"	"
42	"	2	Iron made, Horizontal type, 10 K.L. Foamite mixing	Finance Ministry (Belonged to Ex-Navy)	Omitted from Reparations List in Error.
43	"	1	225 K.L. Cylindrical, Vertical type, for foamite liquid	"	Code No.45-31-6

44	Tank	1	225 K.L. Cylindrical, Vertical type, for foamite liquid	Finance Ministry (Belonged to Ex-Navy)	Code No.45-31-7
45	Sea Water Pump Room	1	Iron beam, one-story 67 m^2	Finance Ministry (Belonged to Ex-Navy) Idemitsu Kosan K.K.: Temporary use	Authorized by Tokuyama Branch of Hiroshima Finance Bureau. Feb. 4. 1948
	Pump	1	Dia. 300 mm Cap.500 t/h H 88 m	Finance Ministry (Belonged to Ex-Navy)	Code No.45-31-3
	"	1	Dia.200 mm H.7.8 m Cap. 230 H.P. 3 stage	"	Code No.45-31-4
	"	1	"	"	Code No.45-31-5
	Gasoline Engine	1	Cap. 265 H.P. R.P.M. 1,450	"	Code No.45-31-8
	"	1	Cap. 230 H.P. R.P.M. 1,500	"	Code No.45-31-9
	Gear Pump	1	Cap. 50 T/h, Attached 10 H.P. motor	Private property of Idemitsu Kosan K.K.	Sold by Kumamoto Finance Bureau on 1947.
46	Cargo boat	1	Iron made 100 tons	Private property of Idemitsu Kosan K.K.	Sold by Kumamoto Finance Bureau on 1947. Registered.
47	Launch	1	Wooden, 30 H.P. with gasoline engine	Finance Ministry (Belonged to Ex-Navy) Idemitsu Kosan K.K.: Temporary Use	Authorized by Tokuyama Branch of Hiroshima Finance Bureau.
48	Junk's Boat	1	Wooden	Private property of Idemitsu Kosan K.K.	Purchased from Hosoda Dockyard, Tokuyama-shi, Dec. 26, 1947.
49	Floating pier	1	Uncertain	Finance Ministry (Belonged to Ex-Navy)	Sunk

50	Temporary Warehouse	1	Wooden one-story, barrack, 6 m^2	Private property of Idemitsu Kosan K.K.	Built Oct. 10, 1947
51	Derick	1	Iron made, fixed rotary type, with 10 H.P. motor	Finance Ministry (Belonged to Ex-Navy)	
52	Sentry Box	1	Wooden one-story 1/4 m	Finance Ministry (Belonged to Ex-Navy) Idemitsu Kosan K.K. Temporary use	Authorized by Tokuyama Branch of Hiroshima Finance Bureau. Feb. 4, 1948
53	Tank	1	10,000 K.L. Iron made, vertical type	Finance Ministry (Belonged to Ex-Navy)	Code No.45-34-9
54	"	1	"	"	Code No. 45-33-3
55	Part of Dismantled Tank	1 set	Roof (iron plate) of 45-33-3	"	Code No.45-33-3
56	Tank	1	10,000 K.L. Vertical type, Iron made	"	Code No.45-33-2
57	"	1	10,000 K.L. vertical type, Iron made	"	Code No.45-33-1
58	Buoy	1	About 6 tons	"	
59	"	1	"	"	
60	"	1	"	"	
61	Industrial Trackage	420 m	9 kg rail	"	
62	Warehouse	1	Wooden one-story 15 m x 10 m 150 m^2	Private property of Oshima Chemical Industry Co. Ltd.	Built by this company. Jan. 15, 46
	Transformer	2	10 K.W.	"	Authorized sale by Research Section of Yamaguchi-ken. Jan. 24, 1947. Brought in. Feb. 1, 1947.
	"	1	5 K.W.	"	"
	"	1	2 K.W.	"	"

	Electric Motor	1	5 H.P.	Private property of Oshima Chemical Industry Co. Ltd.	Purchased from Tonomi Salt Works, and brought in April 1, 1947.
D.	D.C. Generator	2	17.6 K.W.	"	Authorized sale by Research Section of Yamaguchi Ken. Jan. 24, 1947. Brought in. Feb. 1, 1947.
	Iron Scrap	1,000 kg		"	Purchased from Tonomi Salt Worksand brought in. 20 Feb. 1948. Scrap
	Coal Conveyor	1	For coal combustion 300 kg/H	Private property of Oshima Chemical Industry Co. Ltd.	Purchased from Tonomi Salt Works, and brought in. April 1, 1947.
	Valve	6	6"	"	Authorized sale by Research Section of Ymmaguchi Ken. Feb. 1, 1947.
	Valve	3	4"	"	"
	Gasoline Engine	1	5 H.P.	"	Purchased from Nisshin Engineers Office, and brought in Feb. 10. 1947.
	Centrifugal Separator	1	With 2 H.P. motor	"	Purchased from Mitajiri Salt Works and brought in. April 10, 1947.
63	Company's House (for its employee)	1	Wooden, one-story 4 m x 18 m 72 m^2	"	Built by this company. Feb. 10, 1947

64	Company's House (for its employee)	1	Wooden, one-story 6 m x 20 m 120 m²	Private property of Oshima Chemical Industry Co. Ltd.	Built by this company. Feb. 10, 1947.
65	Sea Water Boiling Room	2	Wooden, one-story, 20 m x 22 m 440 m²	"	Built by this company. Jan. 15, 1946.
	Pressure type Salt Making Equipment	1	set capacity 1 ton/D	"	Made by this company. Feb. 20, 1947.
	Air-Compressor	1	30 H.P.	Private property of Oshima Chemical Industry Co. Ltd.	Purchased from Mikuni Heavy Industries Co. Tonomi, and installed. Feb. 20, 1947.
	Attached Electric Motor	1	30 H.P.	"	Purchased from Tokuyama Soda Co. Ltd. and installed. Feb. 20, 1947.
	Iron made tank	1	3 K.L. Dia. 1 m x 1.5 m H	"	Purchased from Tonomi Salt Works and installed Feb. 20, 1946.
	Sea Water pump	3	Attached 2 H.P. motor	"	Purchased from Mitajiri Heavy Industry Company, add installed. Feb. 20, 1947.
	Centrifugal Pump	1	Attached 15 H.P. motor	"	Purchased from Torijima Pump Works add installed. Feb. 20, 1947.

Circular Saw	1	Dia. 20"	Private property of Oshima Chemical Industry Co. Ltd.	Made by this company. May 10, 1947.
Electric motor	1	5 H.P. Attached circular saw	"	Purchased from Tonomi Salt Works and installed. May 10, 1947.
A.C. ARC Welding Machine	1	20 K.W.	"	Purchased from Hitachi Factory and installed 10. Jan 1947.
Iron scrap		1,000 kg	"	Purchased from Tokuyama Teppan K.K. and Brought in. Feb. 20, 1948. Scrap
Sea Water Pump	1	Attached 2 H.P. motor	Private property of Oshima Chemical Industry Co. Ltd.	Purchased from Mitajiri Heavy Industries and installed. Jan. 10, 1947.
Round type Sea Water Boiling Kettle	2	Cap. 0.6 K.L. and 1.5 K.L. with agitator (for 1 kettle)	"	Made by this company Jan. 30, 1946
Square type Pre-heating Kettle	3	Cap. 0.2 K.L.	"	Made by this company Jan. 30, 1946.
Round type Sea Water Boiling Kettle	1	Cap. 0.6 K.L. Spare	"	"
Iron made Sea Water Tank	3	Horizontal, Cylindrical type Dia. 2.1 m H.3.4 m	"	Purchased from Tonomi Salt Works. Jan. 30, 1946
Centrifugal Separator	2	Dia. 20"	"	Purchased from Mitajiri Salt Works and installed. Jan. 30, 1946.

	Sea Water Heating Equipment	1	set Heat exchanger type 4" gas pipe 150 m	Private property of Oshima Chemical Industry Co. Ltd.	Built by this company Jan. 30, 1946.
	Industrial Trackage	80 m	9 kg rail	"	Purchased from Tonomi Salt Works and installed. Mar. 30, 1947
66	Centrifugal Pump	1	1,000 kg	Finance Ministry (Belonged to Ex-Navy)	Scrap
	Internal Combustion Engine		1,000 kg	"	"
67	Office	1	Wooden, one-story, 4 m x 7 m 28 m^2	Private property of Oshima Chemical Industry Co. Ltd.	Built by this company. June 1, 1947
68	Sea Water Tank Room	1	Concrete pond, Wooden cover, 13 m x 8 m 104 m^2	"	Built by this company. Jan. 15, 1946
69	Pier	1	Width 1.5 m Length 10 m	Private property of Kumagai Gumi K.K.	Kumagai Gumi brought in materials from Tokuyama Branch of Kumagai Gumi K.K. and constructed Mar 5,46.
	Winch	2	Cap. 5 tons	"	Kumagai Gumi Brought in this from Tokuyama branch of Kumagai Gumi K.K. Apr. 3, 1946
	Derick	1	Cap. 3 tons	"	Kumagai Gumi brought in this from Osaka Main Office of Kumagai Gumi K.K. and installed. Mar 25,1946

DECLASSIFIED E.O. 12065 SECTION 3 (b)

	Industrial Trackage	100 m 9 kg rail		Private property of Kumagai Gumi K.K.	Kumagai Gumi brought in this from Osaka Main office of Kumagai Gumi K.K. and installed. Mar. 20, 1946.
70	Transformer Room	1	Wooden, one-story, 5 m x 5 m 25 m^2	Private property of Oshima Chemical Industry Co. Ltd.	Built by this company. Jan 15. 1946.
	Transformer	5	30 KVA. Weight 256 kg	"	Authorized sale by Research Section of Yamaguchi Ken. Jan. 24, 1947. Installed: Feb. 1, 1947.
	"	3	10 KVA Weighth 162 kg	"	"
	"	2	5 KVA	"	"
	Switch Board	1	Height 2 m Width 1.5 m	"	"
71	Iron made Sea Water Tank	3	Vertical Cylindrical Dia. 2 m H. 1.7 m 5 K.L.	"	Purchased from Tonomi Salt Works and installed May 10, 1947.
72	Bamboo Rack for Evaporation of Sea Water	1	Length 70 m Height 6 m Width 20 m	"	Made by this company. Jan. 10, 1946.
73	Sea Water Pump Room	1	Wooden one-story, 9 m x 6 m 54m^2	"	Made by this company. Jan. 15, 1946
	Centrifugal Pump	2	6"	"	Purchased from Torishima Pump Works . installed. Feb. 10, 1946

	Electric Motor	2	Attached Centrifugal Pump 15 H.P.	Private property of Oshima Chemical Industry Co. Ltd.	Purchased from Torishima Pump Works and installed. Feb. 10, 1946.
74	Office	2	Wooden, one-story, 4 m x 6 m 24 m^2 4 m x 3 m 12 m^2	Private Property of Kumagai Gumi K.K.	Built by this company. Mar. 10, 1946.
	Toilet	1	Barrack 1 m x 3 m 3 m^2	"	"
75	Warehouse	1	Barrack 4 m x 9 m 36 m^2	"	"
	Electric Motor	1	20 H.P.	"	Kumagai Gumi brought in this from Osaka Main Office, Kumagai Gumi, K.K. April 3, 1946
	"	7	15 H.P.	"	"
	"	3	10 H.P.	"	"
	"	1	7.5 H.P.	"	"
	Cab Tire flex 550 m Dia		45 m/m 150 m x 3 25 m/m 100 m x 1	"	"
	Pulley Block	27	Iron made 6" x 5 10" x 3 Wooden made 5" x 1 3½" x 18	"	"
	Wire rope	1,170m	½" x 70 m 5/8" x 1,050 m 3/4" x 50 m	"	"

76	Iron made Tank	1	Horizontal, Cylindrical Dia. 2.1 m Length 3.4 m.	Private property of Oshima Chemical Industry Co. Ltd.	Purchased from Tonomi Salt Works and installed May 10, 1947.
77	Bamboo Rack for Evaporation of Sea Water	1	Length 70 m Height 6 m Width 20 m	"	Made by this company. Jan. 10, 1946.
78	Sea Water Pump Room	1	Wooden, one-story 9 m x 6m 54 m^2	"	Built by this company. Jan. 15, 1946.
	Centrifugal Pump	2	6"	"	Purchased from Torishima Pump Works and installed Feb. 10,46
	Electric Motor	2	Attached centrifugal pump 15 H.P.	"	"
79	Industrial Trackage	-	300 m 9 kg rail	Private property of Kumagai Gumi K.K.	Brought in this from Tokuyama Branch of Kumagai Gumi K.K. Mar 20, 1946
	Derick	8	For 3 tons Iron made 3 Wooden made 5	"	Brought in this from Tokuyama Branch of Kumagai Gumi K.K. Mar 25, 1946.
	Winch	4	For 5 tons	"	Brought in these from Osaka Main Office of Kumagai Gumi K.K. April 3, 1946
	Hand Truck (Rail)	3	For 3 tons	"	Brought in after making from Tokuyama Branch of Kumagai Gumi K.K. April 3, 1946.
80	Tank	1	12,000 K.L.	Finance Ministry (Belonged to Ex-Navy)	Code No.45-35-1 Decided to sell for Tokuyama Teppan.

DECLASSIFIED

81	Transformer	2	30 KVA	Private property of Kumagai Gumi K.K.	Brought in these from Osaka Main Office of Kumagai Gumi K.K. Mar 20, 1946.
	Oil Switch	1	3,500 V 100 A	"	"
82	Mooring Chain	1	With cable 5,000 kg	Finance Ministry (Belonged to Ex-Navy)	Scrap
83	Bamboo Rack for Evaporation of Sea Water	2	Width Length Height 24 m x 38 m x 8.8 m	Private property of Tokuyama Self Supply Salt Works	Made by this works. 1: complete May 31, 1947. 1: incomplete
84	Sea Water Tank	1	D. 1.9 m L. 3.8 m 10 K.L. (foamite mixing tank)	Finance Ministry (Belonged to Ex-Navy)	Self-supply salt Works: Temporary use for sea water tank. Authority: Hiroshima Finance Bureau June 1, 1947.
85	Sea Water Tank	1	D. 1.75 m H.2.0 m 4 K.L.	Finance Ministry (Belonged to Ex-Navy)	Tokuyama Self Supply Salt Works: Temporary use, authority: Hiroshima Finance Bur. June 1, 1947
86	Pump Room	1	1.81 m x 2.72 m 5m2 Wooden, one-story, cryptomeria barks roof	Private property of Tokuyama Self Supply Salt Works	Built by this Works. Sept. 15, 1947.
	Turbine Pump	1	Dia. 5" 10 H.P. motor: series	Turbine pump: (Belonged to Ex-Navy) Finance Ministry. Motor: Private property of Tokuyama Self Supply Salt Works	Tokuyama Self Supply Salt Works. Pump: Temporary use. Authorized by Hiroshima Finance on 1 June 1947. Motor: Purchased from Ogori Densan Sha and brought in. Sept 4, 1947.

87	Mooring Chain		With cable 5,000 kg	Finance Ministry (Belonged to Ex-Navy)	Scrap
88	Winch	3	For 5 tons	Private property of Kumagai Gumi K.K.	Brought in from Osaka Main Office of Kumagai Gumi K.K. April 3, 1946
	Industrial Trackage	100 m 9 kg rail		"	Brought in from Tokuyama Branch of Kumagai Gumi and laid. Mar 20, 1946
	Derick	3	For 3 tons Iron made: 2 Wooden made:	"	Brought in from Tokuyama Branch of Kumagai Gumi. Mar 25, 1946.
89	Mooring Chain		With cable 5,000 kg	Finance Ministry (Belonged to Ex-Navy)	Scrap
90	Transformer	2	15 KVA	Private property of Tokuyma Self Supply Salt Works	Borrowed from Manaoka Suiri Kumiai and brought in Mar 1, 1947.
	"	1	5 KVA	"	"
91	Roof of Sea Water Tank	1	33 m^2 Old zinc roof	"	Built by this works. April 30, 1947.
	Sea Water Tank	1	Concrete	Private Property of Tokuyama Self Supply Salt Works	Built by this Works. April 30, 1947.
92	Bath Room and Toilet	1	14 m^2 Wooden one-story	Finance Ministry (Belonged to Ex-Navy)	Tokuyama Self-Supply Salt Works: Temporary use, Authority: Hiroshima Finance Bureau on Feb. 27, 1947

93	Tank	1	D. 1 m H. 1.7 m 1 K.L.	Finance Ministry (Belonged to Ex-Navy)	Many shrapnel holes
94	Sea Water Tank	1	D. 1.9 m H. 3.8 m. 10 K.L. (foamite mixing tank)	"	Tokuyama Self Supply Salt Works: Autho- rity: Hiroshima Finance Bureau. Temporary use June 1, 1947.
95	Sea Water Tank	2	225 K.L. D. 6.8 m H. 6.2 m (foamite tank)	"	"
96	Gasoline Tank	1	14 K.L. D, 2.8 m H. 2.3 m	"	"
97	Pump Room and Tool shed	1	182 m^2 Iron Frame, one-story	" To	Tokuyama Self Supply Salt Works: Repair- ed and temporary use. Authority: Hiroshima Finance Bureau.
	Gasoline Engine and Turbine Pump for Foamite Pump	1	Gasoline engine, Ikegai type 230 H.P. 6" turbine pump R.P.M. 1,500	"	Omitted from Reportions list in error.
	Gasoline Engine and Turbine Pump for Carbonic Acid Gas	1	"	"	"
	Turbine Pump	1	Dia. 4"	Finance Ministry (Belonged to Ex-Navy)	Temporary use by Tokuyama Self Supply Salt Works: Authority:Hiroshima Finance Bureau June 1, 1947.

DECLASSIFIED

	Turbine Pump	1	Dia 3" 10 H.P.motor: series	Private property of Self Supply Salt Works	Purchased from Tokuyama Sanso and brought in Oct 15, 1947
	Motor	1	10 H.P.	"	Purchased from Ogori Bocho Den San Sha (under repairing) and brought in August, 1947
	Chain Block	1	For 5 tons	"	Borrowed from Tokuyama Sanso and brought in. Oct 15, 1947.
	Centrifugal Separator	1	Gear wheel type 18"	"	Purchased from Tomomori Laundry. Nakamachi, Kushigahama, and brought in Mar 1, 1947
98	Industrial Trackage	200 m 9 kg rail		"	Borrowed from Inoue Gumi, Kudamatsu and brought in. Oct 25, 1946.
	Hand truck (Rail)	1	For 3 tons	"	"
99	Roof of Sea Water boiling Plant	1	145 M^2 Wooden, one-story, barrack	"	Built by this Works. April 30, 1947
	Centrifugal Separator	1	20"	Private Property of Tokuyama Self Supply Salt Works	Purchased from Nisshin Kogyo K.K. and brought in Mar 21, 1947

	Attached Motor	1	2 H.P.	Private Property of Tokuyama Self Supply Salt Works	Purchased from Mitaga Firm, Moji and brought in. Jan. 29, 1947
	Turbine Pump	1	Dia. 2" ½ HP motor: series "		Purchased from Inoue Gumi, Kudamatsu, and brought in. Oct. 25, 1946.
	Round Kettle	1	Dia 2m H. 0.6 m	Finance Ministry (Belonged to Ex-Navy)	Temporary Use by Tokuyama Self supply Salt Works, Authority: Hiroshima Finance Bureau. Transferred from bath at Senjima. Feb. 14, 1947.
	"	1	D. 2.8 m H. 2.3 "		Reconstructed Gasoline Tank, Temporary Use by Tokuyama Self Supply Salt Works, Authority: Hiroshima Finance Bureau. Sept. 15, 1947.
	Tank	1	D. 1.0m " H. 1.7 m 1 KL		Temporary Use by Tokuyama Self Supply Salt Works, Authority: Hiroshima Finance Bureau. Feb. 28, 1947.
	Square Kettle	4	Length 2.3 m Width 1.8 m Depth 0.2 m	Private property of Tokuyama Self Supply Salt Works	Purchased from Tokuyama Teppan K.K. and brought in Oct. 31, 1947.
100	Gasoline Tank	2	150 K.L.	Private property of Tokuyama Self Supply Salt Works	Code No. 45-40 Released from Reparations by GHQ on Oct. 11, 1948
101	Horizontal type Tank (150 K.L.)		10,000 Kg.	Finance Ministry (Belonged to Ex-Navy)	Scrap
102	Gasoline Tank	1	150 K.L.	Belong to Shimane Agriculture Association	Omitted from Reparations List in error.

103	Iron Scrap		700 kg	Finance Ministry (Belonged to Ex-Navy)	Scrap
104	Round Kettle	1	D. 2m H. 0.6 m	Finance Ministry (Belonged to Ex-Navy)	Tokuyama Self supply Salt works: Temporary use. Authority: Hiroshima Finance Bureau. Feb. 14, 1947. Transported from Senjima. Tokuyama shi. Terrible decayed. Unusable.
105	Roof of Heavy Oil Pump Room	1	182 m^2 Iron frame "		No side wall. Roof: burnt.
	Gasoline Engine & Turbine Pump for Heavy Oil Pump	2	Ikegami type, " Airless injection diesel engine 265 H.P. R.P.M. 400 10" turbine pump. Attached speed converter, sound-arrester, oil Tank, water filter,		Omitted from Reparations List in error
	Gasoline	2	Yamaoka Machine Factory, " 15 H.P. R.P.M. 350	"	"
	Turbine Pump	2	Belt transmission type Dia. 4"	"	"
	Compressor	2	Ikegai Iron Works. R.P.M. 700	"	"
	Attached Accumulator	4	Sumitomo Shindokokan K.K. Cap. 127.6 L. Test pressure 70 kg/cm^2	Finance Ministry (Belonged to Ex-Navy)	Omitted from Reparations List in error.
	L type Joint	10	For Dia. 10"	"	"

	T type Joint	8	For Dia. 10"	Finance Ministry (Belonged to Ex-Navy)	Omitted from Reparations List in error.
	Cross type Joint	2	"	"	"
	Valve	26	For 10"	"	"
	Transmission Shaft	2	Dia. of shaft 5 m/m Length 4 m	"	"
106	Industrial Trackage	100 m	9 Kg rail	"	"
	Rubber Hose	6	Dia. 6" length 4.5 m	"	
	Anchor	2	Each 0.3 tons	"	
	Vertical type Pump		200 Kg	"	Scrap
107	Pump Room	1	5 m^2 Wooden, one-story, cryptomeria barks roof	Private property of Tokuyama Self Supply Salt Works	Built by this Works May 31 1947
	Turbine Pump	1	Dia. 5"	Finance Ministry (Belonged to Ex-Navy)	Temporary use by Tokuyama Self Supply Salt Works. Authority: Hiroshima Finance Bureau. Date: 15 Sept 1947
	Motor	1	10 H.P.	Private property of Tokuyama Self Supply Salt Works.	Brought in from Tokuyama Sanso. Sept 15, 1947
108	Office and Tool shed	1	182m^2 Iron Frame, One-story.	Finance Ministry (Belonged to Ex-Navy)	Only iron frame
	Rubber Hose	9	Dia. 6" L. 2.5 m: 1 L. 4.5 m: 8	"	Unusable

109	Stockless Anchor	2	Each 150 kg	Finance Ministry (Belonged to Ex-Navy)	
	Buoy	2	Each 6 tons	"	
	Mooring Chain		With cable 5,000 kg	"	Scrap
110	Separator		300 kg	"	"
	Stand		140 kg	"	"
111	Horizontal type Tank (150 K.L.)		10,000 kg	"	"
112	Mooring Chain		With cable 5,000 kg	"	"
	"		With cable 5,000 kg	"	"
113	Horizontal type Tank	1	Cap. 150 K.L.	Belonged to Shimane Ken Agricultural Association	Omitted from Reparations List in error.
114	House	1	Concrete 50 m^2	Cultivator, Ministry of Agriculture and Forestry	Transferred custody from Finance Ministry to Ministry of Agriculture and Forestry. Oct 31, 1947.
115	Transformer	2	30 KVA 3,450 V--- 220 V Weight 250 kg	Private property of Kumagai Gumi K.K.	Transferred from Osaka Main Office of Kumagai Gumi K.K. Mar 20, 1946.
116	Pier	1	Wooden, Width 2 m Length 25 m	"	Constructed by Kumagai Gumi K.K. July 8, 1947.
	Industrial Trackage	80 m	8 kg rail	Private property of Kumagai Gumi K.K.	Brought in from Tokuyama Branch of Kumagai Gumi K.K. and installed. Mar. 20, 1946.

	winch	5	Cap. 5 tons	Private Property of Kumagai Gumi K.K.	Brought in from Osaka Main Office of Kumagai Gumi K.K. April 3, 1946.
	Derick	5	Iron made 1 Wooden made 4 Cap. 3 tons	"	Brought in from Tokuyama Branch of Kumagai Gumi K.K.and installed Mar 25, 46
117	Foamite Mixing Tank		350 kg	Finance Ministry (Belonged to Ex-Navy)	Scrap
118	Pier	1	Wooden, Width 2 m Length 15 m	Private property of Kumagai Gumi K.K.	Constructed by Kumagai Gumi K.K. May 15, 1946
	Derick	4	Iron made 1 Wooden made 3 Cap. 3 tons	"	Brought in from Tokuyama Branch of Kumagai Gumi K.K. April 3, 1946.
	Industrial Trackage	100 m 9 kg rail		"	Brought in from Tokuyama Branch of Kumagai Gumi K.K. Mar 20, 1946.
	Winch	3	Cap. 5 tons	Private property of Kumagai Gumi K.K.	Brought in from Osaka Main Office of Kumagai Gumi K.K. April 3, 1946.
119	House	1	80 m^2	Cultivator, Ministry of Agriculture and Forestry	Transferred custody from Finance Ministry to Ministry of Agriculture and Forestry. Oct. 31, 1947

120	House	1	80 m^2	Cultivator, Ministry of Agriculture and Forestry	Transferred custody from Finance Ministry to Ministry of Agriculture and Forestry. Oct. 31, 1947.
121	"	1	"	"	"
	Scrap of Dismantled Tank		Estimation 500,000 kg	Finance Ministry (Belonged to Ex-Navy)	Scattered in all Area.
	Scrap of Dismantled Ship		Estimation 50,000 kg	"	Piled on sea-side

List of Pipe and Valve (Estimation)

Dec. 20, 1948

Pipe

	Total at present		Total of removed Pipe		Total at the end of war	
	M	TON	M	TON	M	TON
12 Inches Pipe	7,200	502.9	4,225	295.8	11,425	798.7
10 "	1,435	82.2	675	39.1	2,110	121.3
8 "	2,660	124.25	3,500	164.5	6,160	288.75
6 "	2,020	66.6	5.250	188.1	7,270	254.7
4 "	3,520	48.1	3,165	60.8	6,685	108.9
3 "	533	4.2	390	3.4	925	7.6
TOTAL		828.25		751.7		1,579.95

Valve

	Total at present	Total of removed valve	Total at the end of war
	Piece	Piece	Piece
12 inches valve	63	Uncertain	Uncertain
10 "	18	"	"
8 "	43	"	"
6 "	2	"	"
4 "	110	"	"
3 "	38	"	"
TOTAL	274	Uncertain	Uncertain

DECLASSIFIED E.O. 12065 SECTION 3-402/NNDS NO.

ECON
Your Copy

HEADQUARTERS I CORPS
APO 301 (Kyoto, Honshu)

EHN/mk

AG 413 - BA

7 January 1949

SUBJECT: Clarification of Policy on Replacement of Parts of Reparations Equipment

TO : See Distribution

1. References:

a. Letter, Headquarters I Corps to all military government regions and teams, AG 004-BA, subject: "Exempt Equipment in Reparations Installations", 19 November 1948.

b. Memorandum for the Japanese Government from Supreme Commander for the Allied Powers, AG 387.6 (28 Oct 48), SCAPIN 1938, subject: "Exempt Equipment in Reparations Installations".

2. The Samban Steam Power Plant, Nippon Hassoden, an installation listed for reparations in Okayama prefecture, recently submitted a petition requesting authority to replace a steel conveyor located in the plant, with a rubber belt. The question was raised as to whether the status of the new equipment would be that of "EX" equipment as covered by SCAPIN 1938, or whether the new conveyor belt would be considered an integral part of the equipment and subject to reparations. The reply from Headquarters Eighth Army is quoted for your information.

> "2. New parts installed in individual machines in use, to replace unserviceable parts become identified with the major unit itself and from a practical standpoint, cannot be considered exempt. For instance, a new armature installed in an electric motor would not be exempt. In the case of integrated equipment consisting of a series of connected major units, a new major unit is to be considered as exempt. The installation of new bearings or gears in major units of the system would not be considered as coming within exemption requirements. Furthermore, a motor or other major unit which has been replaced by an exempt item as explained above, cannot be disposed of but must be retained in custody under storage maintenance conditions as subject to reparations removal.

12A7

3892

DECLASSIFIED E.O. 12065 SECTION 3 NND

Ltr, Hq I Corps, AG 413-BA, subj: "Clarification of Policy on Replacement of Parts of Reparations Equipment", dtd 8 Jan 49, , cont'd.

"3. Decisions must necessarily be made by military government teams in individual cases, using their best judgement to arrive at a fair solution. They should not be too lenient in this matter as it should be borne in mind that "the burden of proof" is upon the Japanese to obtain exemptions. Also, as the Japanese are being allowed the use of reparations equipment, it is to be expected that they must have a routine maintenance program and that a certain amount of replacement is necessarily involved through fair wear and tear and obsolescence. Exemptions are primarily intended to be used in cases of expansion, modernization, or improvement to increase efficiency.

"4. The conveyor belt, when installed, is to be considered as coming under the provisions of SCAPIN 1938 and will be marked exempt (EA)."

BY COMMAND OF MAJOR GENERAL SMITH:

C. C. CARTER
Colonel, AGD
Adjutant General

DISTRIBUTION:
2 ea MG Region & Team
1 Corps A/R
2 AG Rec, 1 Corps

DECLASSIFIED E.O. 11652 SECTION 3 (E)(1) NARS DATE

CMGR 386.3(D-Kin) 2nd Ind
(9 May 1949)
SUBJECT: Oil Storage Facilities

Headquarters, Chugoku Military Government Region, APO 248, Kure, Honshu,
17 May 1949

TO: Commanding Officer, Yamaguchi Military Government Team, APO 248

Forwarded for your information and nessessary action.

BY ODER OF COLONEL SNYDER:

GEO. E MAYER
Captain, FA
Adjutant

45-41
Acc IA

ECONOMICS
SEC. C. A
R.
P.R.I.
LABOR
C.C.

MANUFACTURING AND INDUSTRY FILE

DECLASSIFIED E.O. 11652 SEC. 3(E)(2)

HEADQUARTERS EIGHTH ARMY
United States Army
Office of the Commanding General
APO 343

AGMGEN 386.3 May 9 1949

SUBJECT: Oil Storage Facilities

TO : Commanding General
I Corps
APO 301

1. Reference is made to a basic letter from the Yamaguchi Military Government Team, subject: "Oil Storage Facilities", dated 4 April 1949, forwarded to this headquarters by 2nd indorsement from Headquarters, I Corps, file AG 463-BA, dated 28 April 1949.

2. Reperations oil storage facilities presently listed under Code Numbers 45-31, 45-33, 45-34, and 45-35, will be consolidated under the new Code number 45-41.

BY COMMAND OF LIEUTENANT GENERAL WALKER:

/s/t/ J. A. O'BRIEN
COW USA
Asst. Adj. Gen.

AG 463 - BA 1st Ind MAY 13 1949 EHN/mt

Hq I Corps, APO 301,

TO: CO, Chugoku mil Govt Region, APO 248

1. Your attention is directed to the basic communication.

2. Necessary action will be taken by your headquarter to comply with paragraph 2, basic letter

BY COMMAND OF MAJOR GENERAL COULTER:

Charlie Ramsey
C W S U.S.
Asst. Adj. Gen.

3042

Oil storage file

1A

LIST OF REPARATION EQUIPMENT IN EX-OURA-OSHIMA
OIL STORAGE FACILITY

June 9, 1949.

TOKUYAMA SUB-BRANCH.
YAMAGUCHI BRANCH
HIROSHIMA FINANCE OFFICE

Accounterbility List of Reparation Equipment
in Ex-Oura-Oshima Oil Storage Facility

Item	New Code No.	Former Code No.	Name	Demension	Remarks
16	45-41-1		Oil Switch	100 A. about 100 kg	Main Switch for Electric Power Line
17	45-41-2	45-34-13	Tank	12,000 KL Vertical type	
18	45-41-3	45-34-12	Tank	12,000 KL Vertical type	
19	45-41-4	45-34-11	Tank	10,000 KL Vertical type	
27	45-41-5	45-34-10	Tank	10,000 KL Vertical type	
32	45-41-6	45-31-1	Turbine Pump	Dia. 300 mm Lift 52.4 m 2 stage 400 m^3/h	
"	45-41-7	45-31-2	"	"	
"	45-41-8	45-31-1	Attached Motor	200 KW RPM 1,175	Accessory of 45-41-6 CODE NO
"	45-41-9	45-34-2	Attached Motor	200 KW RPM 1,175	Accessory of 45-41-7 CODE NO
"	45-41-10	45-31-1	Attached Starter	Uncertain	Accessory of 45-41-8 CODE NO

Accounterbility List of Reparation Equipment in Ex-Oura-Oshima Oil Storage Facility

Item	New Code No.	Former Code No.	Name	Demension	Remarks
16	45-41-1		Oil Switch	100 A. about 100 kg	Main Switch for Electric Power Line
17	45-41-2	45-34-13	Tank	12,000 KL Vertical type	
18	45-41-3	45-34-12	Tank	12,000 KL Vertical type	
19	45-41-4	45-34-11	Tank	10,000 KL Vertical type	
27	45-41-5	45-34-10	Tank	10,000 KL Vertical type	
32	45-41-6	45-31-1	Turbine Pump	Dia. 300 mm Lift 52.4 m 2 stage 400 m^3/h	
"	45-41-7	45-31-2	"	"	
"	45-41-8	45-31-1	Attached Motor	200 KW RPM 1,175	Accessory of 45-41-6 CODE NO
"	45-41-9	45-34-2	Attached Motor	200 KW RPM 1,175	Accessory of 45-41-7 CODE NO
"	45-41-10	45-31-1	Attached Starter	Uncertain	Accessory of 45-41-8 CODE NO

32	45-41-11	45-31-2	Attached Starter	Uncertain	Accessory of 45-41-9 (CODE NO)
"	45-41-12	45-31-1	Attached Switch Box	"	Accessory of 45-41-8 (CODE NO)
"	45-41-13	45-31-2	"	"	Accessory of 45-41-9 (CODE NO)
33	45-41-14		Water Tank for Fire	Iron made, no roof, Dia. 4m H 1.5m	
35	45-41-15		Transformer	5 KVA	
"	45-41-16		"	"	
"	45-41-17		"	75 KVA	
"	45-41-18		"	75 KVA	
"	45-41-19		Attached Switch Board	6 panels	
"	45-41-20		Rotary Converter	A.C. 30 KW x D.C. 25 KW	
"	45-41-21		Attached Switch Board	2 panels	Accessory of 45-41-20 (CODE NO)
"	45-41-22		Attached Starter	30 KW	Accessory of 45-41-20 (CODE NO)
40	45-41-23	45-31-10	Boiler	Cylindrical Vertical type Normal pressure 7 kg/cm^2 Test pressure 14 kg/cm^2	
42	45-41-24		Tank	Iron made, Horizontal type 10 KL Foamite mixing	

42	45-41-25		Tank	Iron made, Horizontal type 10 KL Foamite mixing	
43	45-41-26	45-31-6	Tank	225 KL Cylindrical Vertical type for foamite liquid	
44	45-41-27	45-31-7	Tank	"	
45	45-41-28	45-31-3	Pump	Dia. 300 mm Cap. 500 t/h	
"	45-41-29	45-31-4	"	Dia. 200 mm Cap. 230 HP 3 stage	
"	45-41-30	45-31-5	"	Dia. 200 mm Cap. 230 HP 3 stage	CODE NO Connected to 45-41-29 in seriese
"	45-41-31	45-31-8	Gasoline Engine	Cap. 265 HP RPM 1,450	CODE NO Motor of 45-41-28
"	45-41-32	45-31-9	"	Cap. 230 HP RPM 1,500	CODE NO Motor of 45-41-29--30
51	45-41-33		Derick	Iron made, fixed rotary type, with 10 HP motor	
53	45-41-34	45-34-9	Tank	10,000 KL Iron made Vertical type	

54	45-41-35	45-33-3	Tank	10,000 KL Iron made, Vertical type, Contains dismantled parts of No. 55 tnak (Iron plate roof of 45-33-3)	
56	45-41-36	45-33-2	"	10,000 KL Iron made, Vertical type	
57	45-41-37	45-33-1	"	"	
61	45-41-38		Industrial Trackage	420 m, 9 ㎏ rail	
80	45-41-39	45-35-1	Tank	12,000 KL Iron made Vertical type	Decided to sell to Tokuyama Teppan.
84	45-41-40		Sea Water Tank	Dia. 1.9 m L. 3.8 m 10 KL (foamite mixing tank)	Tokuyama Self Supply Salt Works: Temporary use for sea water tank. Authority: Hiroshima Finance Bureau. June 1, 1947.
85	45-41-41		"	Dia. 1.75 m H. 2.0 m 4 KL	Tokuyama Self Supply Salt Works: Temporary use Authority: Hiroshima Finance Bureau. June 1, 1947.

86	45-41-42	Turbine Pump	Dia. 5"	Tokuyama Self Supply Salt Works: Temporary use. Authorized by Hiroshima Finance Bureau on June 1, 1947. Attached 10 HP motor is the private property of Tokuyama Self Supply Salt Works.
93	45-41-43	Tank	D. 1 m H. 1.7 m 1 KL	Many shrapnel holes
94	45-41-44	Sea Water Tank	D. 1.9 m L. 3.8 m Cap. 10 KL (Foamite mixing tank)	Tokuyama Self Supply Salt Works: Temporary use Authority: Hiroshima Finance Bureau. June 1, 1947.
95	45-41-45	"	225 KL D. 6.8 m H. 6.2 m (Foamite tank)	"
95	45-41-46	"	"	"
96	45-41-47	Gasoline Tank	14 KL D. 2.8 m H. 2.3 m	"
97	45-41-48	Gasoline Engine for Foamite Pump	Ikegai type 230 HP	Motor of Code No. 45-41-49 -- 50.
"	45-41-49	Turbine Pump for Foamite Pump	Dia. 6" RPM 1,500	Connected to Code No. 45-41-50.
"	45-41-50	"	"	

97	45-41-51	Gasoline Engine for Carbonic Acid	Ikegai type 310 HP (230 HP was corrected)	Motor of Code No. 45-41-52.
"	45-41-52	Turbine Pump for Carbonic Acid	Dia. 6" RPM 1,550 (1,500 was corrected)	
"	45-41-53	Turbine Pump	Dia. 4"	Temporary use by Tokuyama Self Supply Salt Works: Authority: Hiroshima Finance Bureau. June 1, 1947.
99	45-41-54	Tank	Cap. 1 KL D. 1 m H. 1.7 m	Temporary use by Tokuyama Self Supply Salt Works. Authority: Hiroshima Finance Bureau. Feb. 28, 1947.
102	45-41-55	Gasoline Tank	150 KL	
105	45-41-56	Diesel Engine for Heavy Oil Pump	Ikegai type, Airless injection diesel engine 265 HP RPM 400	With L joint: 5 T joint: 4 Cross joint: 1 Valve: 13 Motor of Code No. 45-41-58
"	45-41-57	"	"	" Motor of Code No. 45-41-59.

105	45-41-58	Turbine Pump for Heavy Oil Pump	Dia. 10"	
"	45-41-59	"	"	
"	45-41-60	Speed Converter for Heavy Oil Pump		Accessory of Code No. 45-41-56
"	45-41-61	"		Accessory of Code No. 45-41-57
"	45-41-62	Sound-arrester for Heavy Oil Pump		Accessory of Code No. 45-41-56
"	45-41-63	"		Accessory of Code No. 45-41-57
"	45-41-64	Oil Tank for Heavy Oil Pump		Accessory of Code No. 45-41-56
"	45-41-65	"		Accessory of Code No. 45-41-57
"	45-41-66	Oil Filter for Heavy Oil Pump		Accessory of Code No. 45-41-56
"	45-41-67	"		Accessory of Code No. 45-41-57
"	45-41-68	Yanma Engine	Yamaoka Machine Factory 15 HP RPM 350	Accessory of Code No.45-41-56
"	45-41-69	"	"	Accessory of Code No. 45-41-57
"	45-41-70	Turbine Pump	Belt transmission type Dia. 4"	Accessory of Code No. 45-41-56

105	45-41-71	Turbine Pump	Belt transmission type Dia. 4"	Accessory of Code No. 45-41-57
"	45-41-72	Compressor	Ikegai Iron Works RPM 700	Accessory of Code No. 45-41-56
"	45-41-73	"	"	Accessory of Code No. 45-41-57
"	45-41-74	Attached Accumulator	Sumitomo Shindoko-kan K.K. Cap. 127.6 L Test pressure: 70 kg/cm^2	Accessory of Code No. 45-41-56
"	45-41-75	"	"	"
"	45-41-76	"	"	Accessory of Code No. 45-41-57
"	45-41-77	"	"	"
"	45-41-78	Transmission shaft	Dia. of shaft 50 m/m Length 4 m	Accessory of Code No. 45-41-56
"	45-41-79	"	"	Accessory of Code No. 45-41-57
106	45-41-80	Industrial Trackage	100 m 9 kg rail	
107	45-41-81	Turbine Pump	Dia. 5"	Temporary use by Tokuyama Self Supply Salt Works Authority: Hiroshima Finance Bureau Sept. 15, 1947.
113	45-41-82	Horizontal type Tank	150 KL D. 4.68 m L. 7.8 m	

Name: Ōshima-Ōura Fuel Storage, Tokuyama Branch, Ex-Kure Naval Munitions Depot

Code No. 45-41 (included. FORMAL NO. 45-32, 34, 36, 37, 39, 40,

Date: 25. Nov. 1949.

1
45-41
IA

SECTION I
INVENTORY DATA

1. Total items originally inventoried: 46

2. Originally inventoried items not available for allocation:

   a. EX items
      (1) Originally inventoried EX 0
      (2) Subsequently deleted from EX classification 0
      (3) Total (Line a(1) less line 2(2)) 0

   b. Subsequently released from custody
      (1) Woodworking 0
      (2) Others 1 (See attached paper 1)

   c. Destroyed SP 0

   d. Subsequent losses from fire, theft, etc. 0

   e. Released from dispersed location 24 (See attached paper 2)

   f. Shipped to TID 0

   g. Removed under PD 0

   h. Removed on allocation 0

   i. Designated for CPC and removed 0

3. Total deduction from original inventory 25

4. Item missed from original inventory- subsequently picked up 61

5. Adjusted original inventory total (line 1 less line 3, plus line 4) 82

6. Subsequent additions to inventory

   a. Returned PD'd items 0

   b. Added on evaluation 0

   c. Added after SP was destroyed 0

d. Others 0

7: Inventory total 82

8. "U" items 33 (See attached paper 3)

9. Total items available for allocation (line 7 less line 8) 49

SECTION II
MISCELLANEOUS

1. Non-inventoried items shipped to TID 0

2. Items inventoried under other plant code number, (Not included in line 9, SEC 1) 36

3. Authorized transformer capacity _____ KW 0

4. EX items subsequent to original inventory 0

See reverse side

Attached paper for 2(b)

Date released	Classification	Inventory No.	Name
14. April 1948.	Others	45-32(former number)	Vacuum pump

DECLASSIFIED - Not Restricted

Attached paper 2 for 2(e)

Date released	Classification	Inventory No.	Name
28. Oct. 1948.	Others	45-34 (former number)	Oil tank
"	"	"	"
"	"	"	"
"	"	"	"
"	"	"	"
"	"	"	"
"	"	"	"
"	"	"	"
"	"	"	"
"	"	"	"
"	"	"	"
"	"	45-36 (former number)	"
"	"	"	"
"	"	"	"
"	"	"	"
"	"	"	"
"	"	"	"
"	"	45-37 (former number)	"
"	"	45-38 (Former number)	"
"	"	"	"
"	"	"	"
"	"	"	"
"	"	"	"
"	"	"	"
"	"	"	"
"	"	"	"
"	"	"	"
"	"	"	"
"	"	45-39 (former number)	"
"	"	"	"
"	"	"	"
"	"	45-40 (former number)	"

DECLASSIFIED E.O. 12065 SECTION 3 (b)(1) NND 760030

28. Oct. 1948.	Others	45-40 (former number)		Oil tank	

Total 24 items

Attached paper 3 for 8

Date AU authorized	Inventory No.	Name	Company which uses item
23. Aug. 1949.	45-41-1	Oil switch	Idemitsu Kosan K.K.
"	45-41-2	Oil tank	"
"	45-41-3	"	"
"	45-41-4	"	"
"	45-41-5	"	"
"	45-41-6	Turbine pump	"
"	45-41-7	"	"
"	45-41-8	Motor	"
"	45-41-9	"	"
"	45-41-10	Starter	"
"	45-41-11	"	"
"	45-41-12	Switch box	"
"	45-41-13	"	"
"	45-41-14	Water tank	"
"	45-41-15	Transformer	"
"	45-41-16	"	"
"	45-41-17	"	"
"	45-41-18	"	"
"	45-41-19	Switch board	"
"	45-41-20	Rotary converter	"
"	45-41-21	Switch board	"
"	45-41-22	Starter	"
"	45-41-23	Boiler	"
"	45-41-24	Oil tank	"
	45-41-[illegible]		

DECLASSIFIED E.O. 11905 SECTION 3 (E)(1)(iii) and (iv)

23. Aug. 1949.	45-41-25	Oil tank	Idemitsu Kosan K.K.
"	45-41-26	"	"
"	45-41-27	"	"
"	45-41-33	Derick	"
"	45-41-34	Tank	"
"	45-41-35	Oil tank	"
"	45-41-36	"	"
"	45-41-37	"	"
"	45-41-38	Industrial trapkage	"

Total 33 items

DATE	SUBJECT	ISSUING HEADQUARTERS & INDORSEMENTS
20 Dec. 1948	Oshima and Oura Fuel Storage Sketch Drawing	-

IB

I.B. - Maps

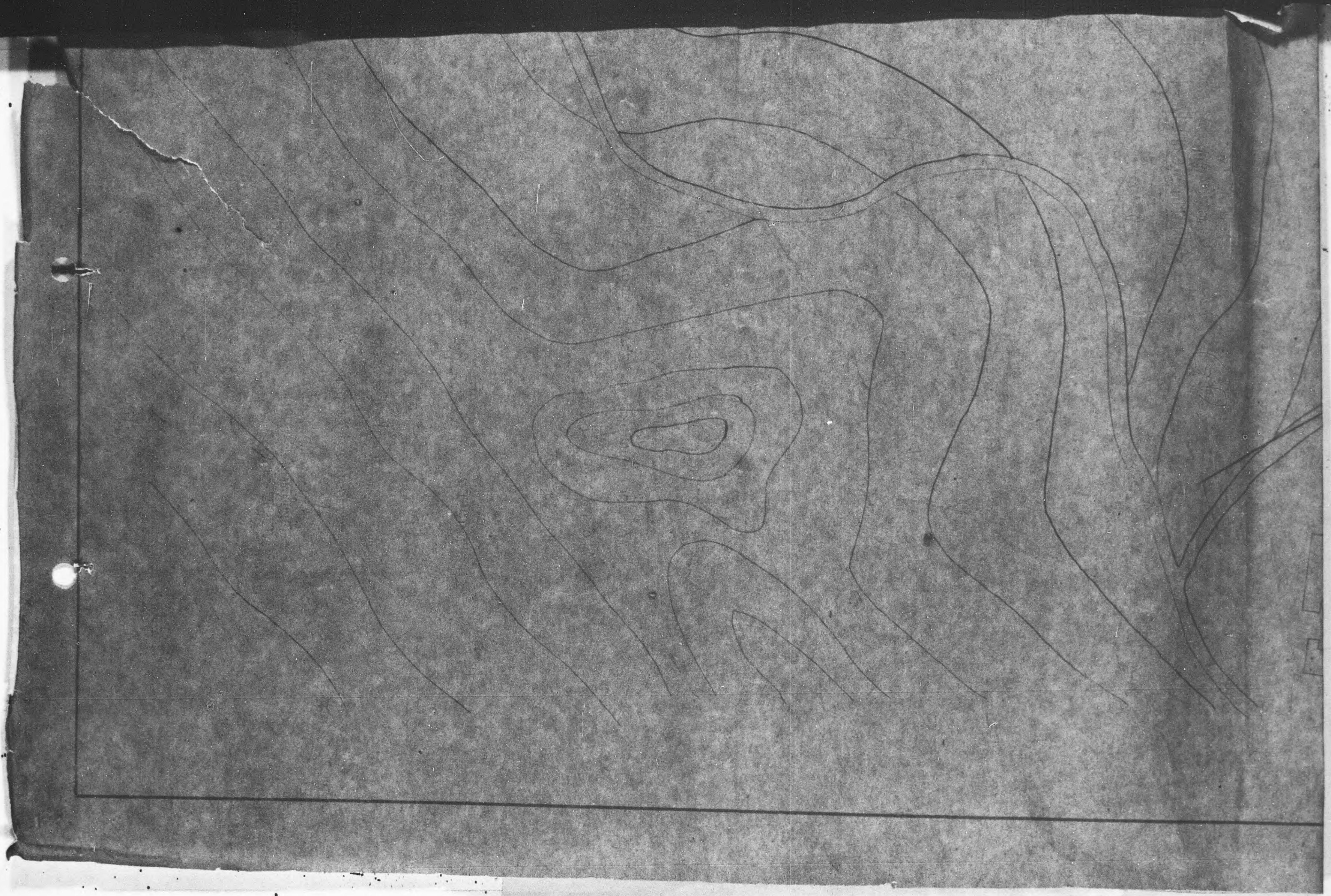

DECLASSIFIED - E.O. 11652 - SECTION 3 (E)(1)(A) or (B)

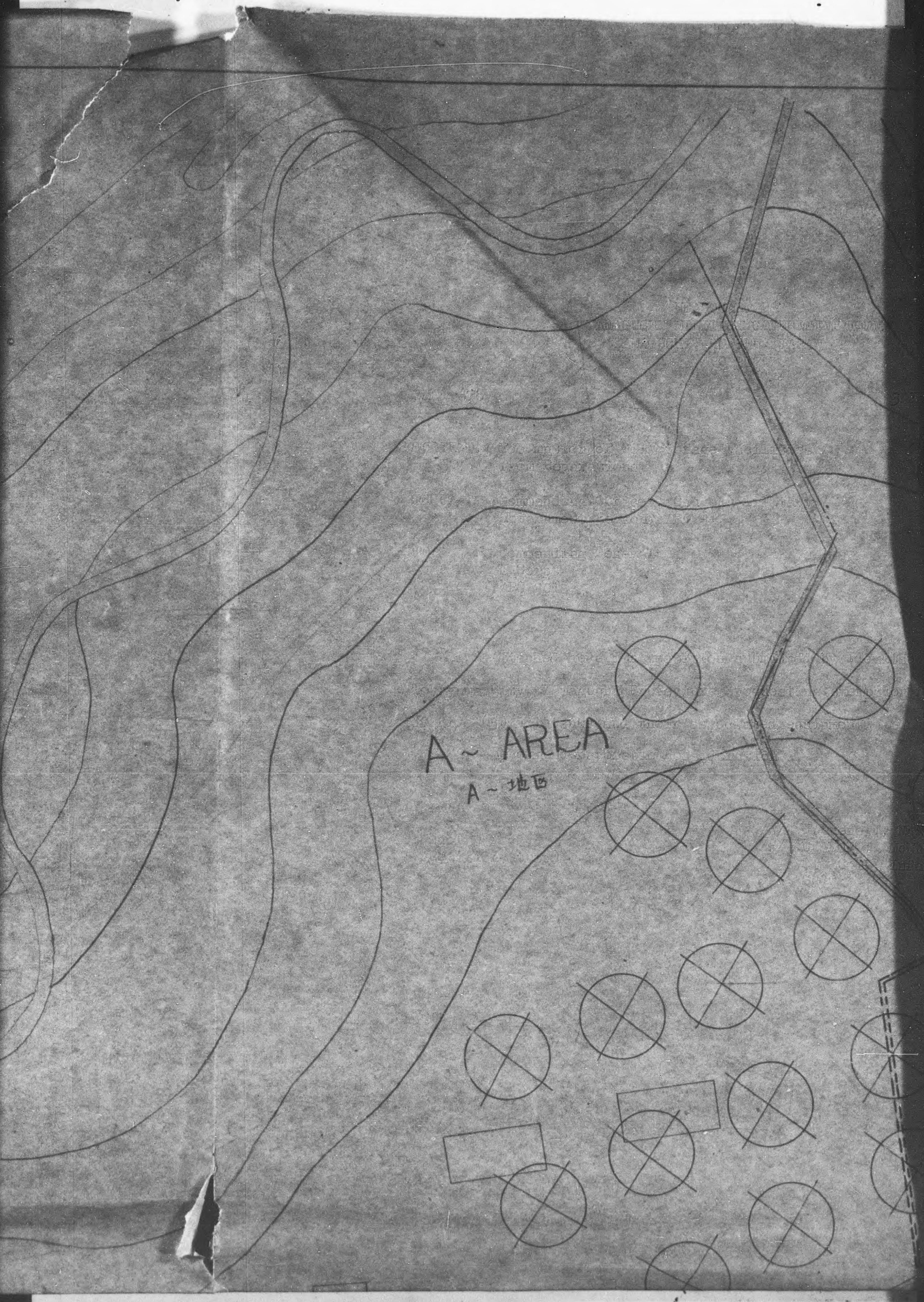

GATHERING GROUND
集水場地

B - AREA
B～地區

6" WATER PIPE
清水

8" FOAMITE PIPE
泡沫

12.000T
45-34-13

12.000T
45-34-12

45-34-9
33-1
10.000T

8" WATEP PIPE
清水

10" WATER PIPE
清水

10.000T
45-34-11

8" HEAVY OIL PIPE
重油

8" FOAMITE PIPE
泡沫

10.000T

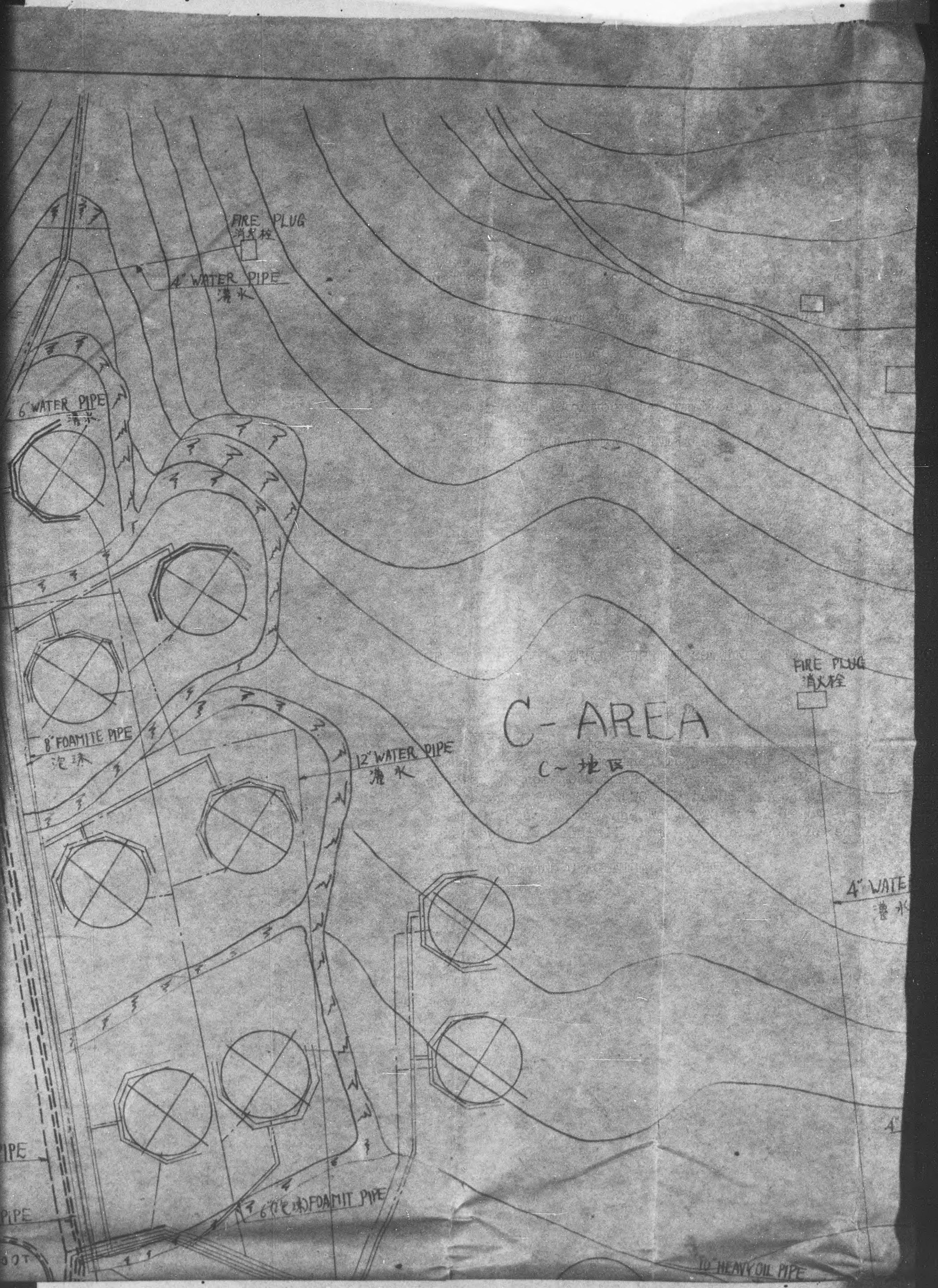
FIRE PLUG
消火栓
4" WATER PIPE
滿水
6" WATER PIPE
8" FOAMITE PIPE
泡沫
12" WATER PIPE
滿水
C-AREA
C~地区
FIRE PLUG
消火栓
4" WATE
滿水
PIPE
PIPE
6" FOAMIT PIPE
TO HEAVY OIL PIPE

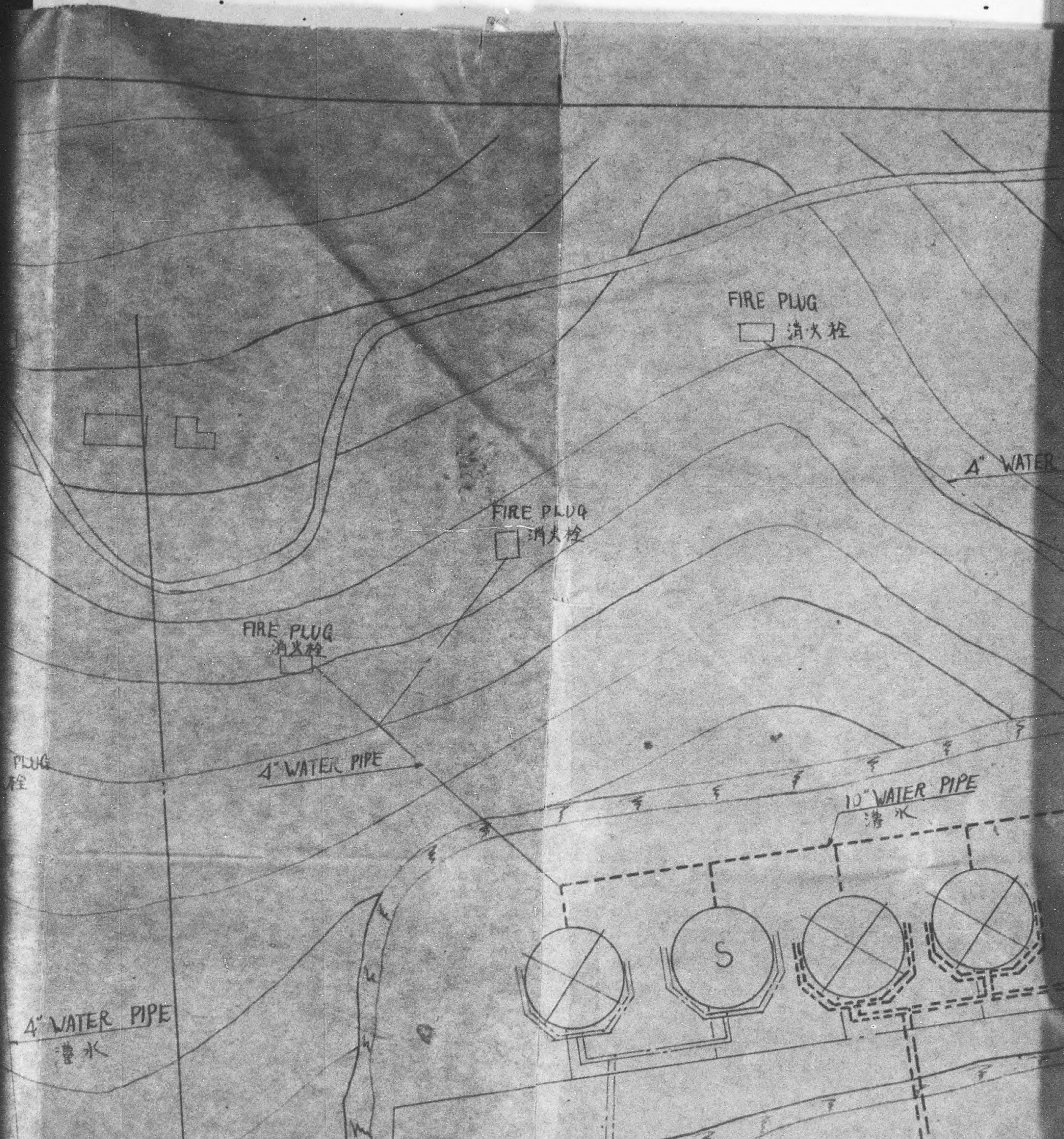
FIRE PLUG
消火栓
FIRE PLUG
消火栓
FIRE PLUG
消火栓
4" WATER PIPE
4" WATER PIPE
10" WATER PIPE
4" WATER PIPE
FIRE PLUG
消火栓
4" WATER PIPE
S
D-AREA
D~地区
A5-35-1
12000 T
S

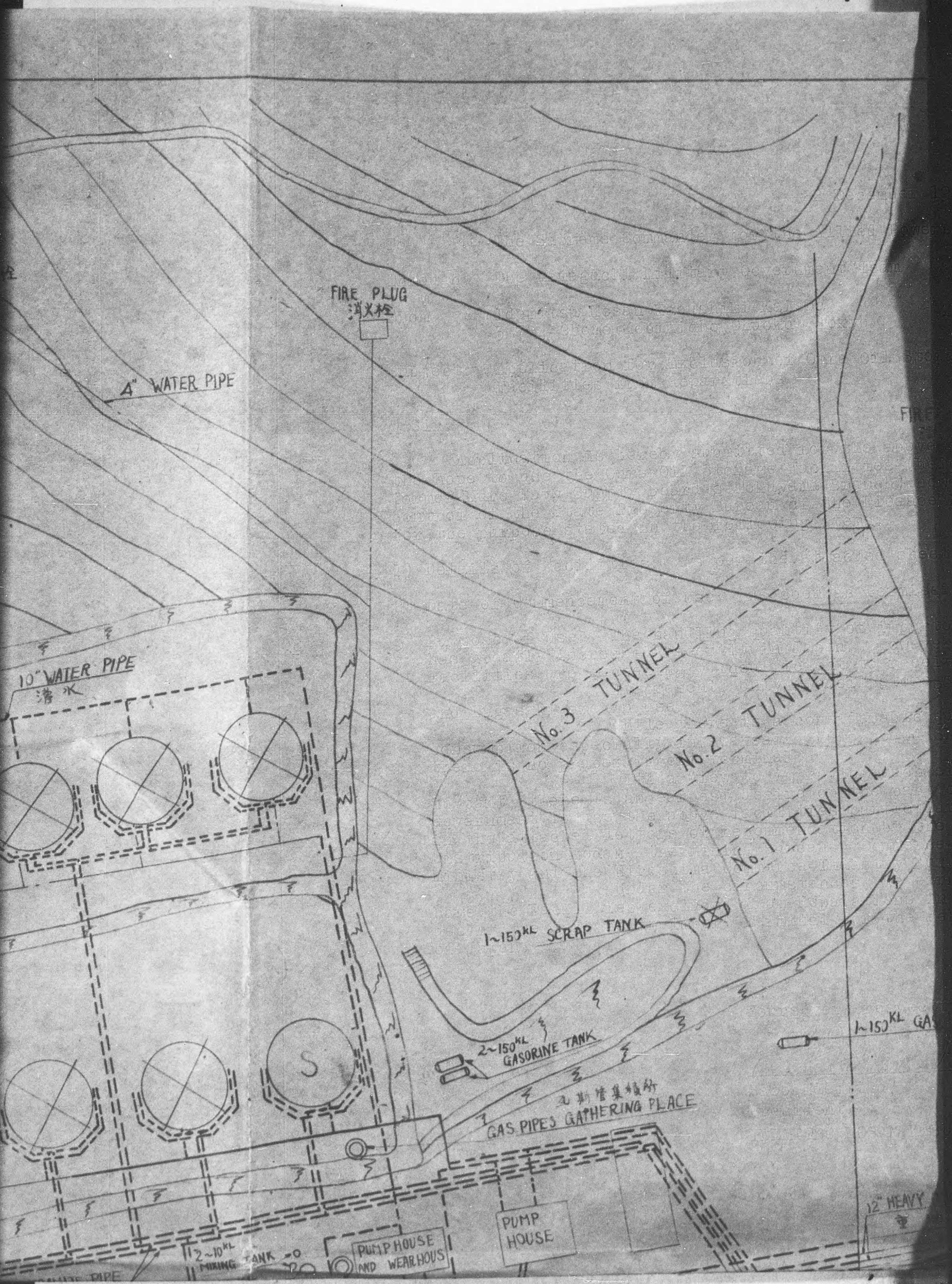
FIRE PLUG
消火栓
4" WATER PIPE
10" WATER PIPE
消水
No. 3 TUNNEL
No. 2 TUNNEL
No. 1 TUNNEL
1~150KL SCRAP TANK
2~150KL GASORINE TANK
瓦斯集積所
GAS PIPES GATHERING PLACE
PUMP HOUSE
PUMP HOUSE AND WEARHOUS
2~10KL MIXING TANK
12" HEAVY

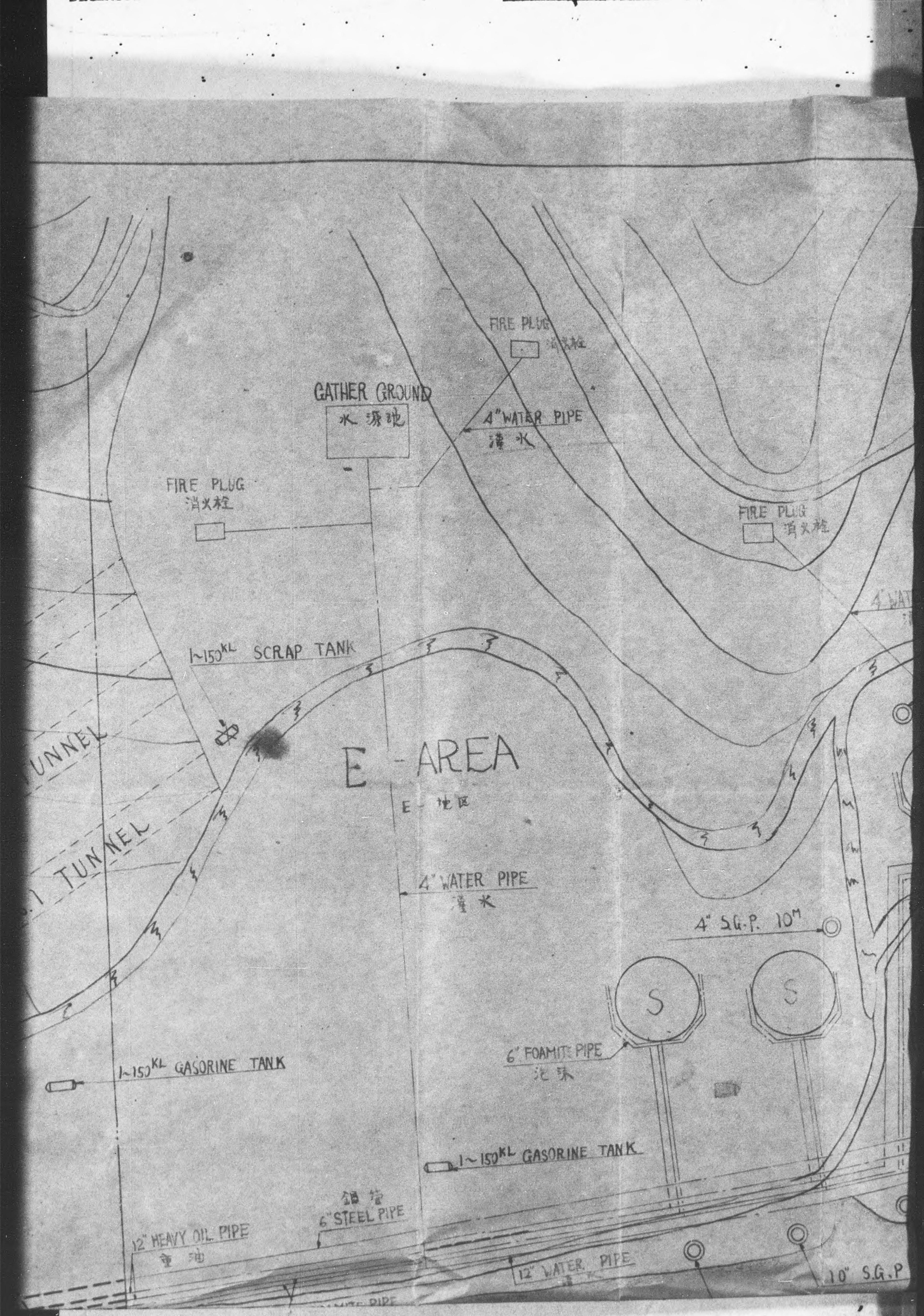
FIRE PLUG
GATHER GROUND
水源地
4" WATER PIPE
淸水
FIRE PLUG
消火栓
FIRE PLUG
消火栓
1~150KL SCRAP TANK
UNNEL
TUNNEL
E - AREA
E - 地区
4" WATER PIPE
淸水
4" S.G.P. 10M
S
S
6" FOAMITE PIPE
泡沫
1~150KL GASORINE TANK
鋼管
6" STEEL PIPE
12" HEAVY OIL PIPE
重油
12" WATER PIPE
10" S.G.P

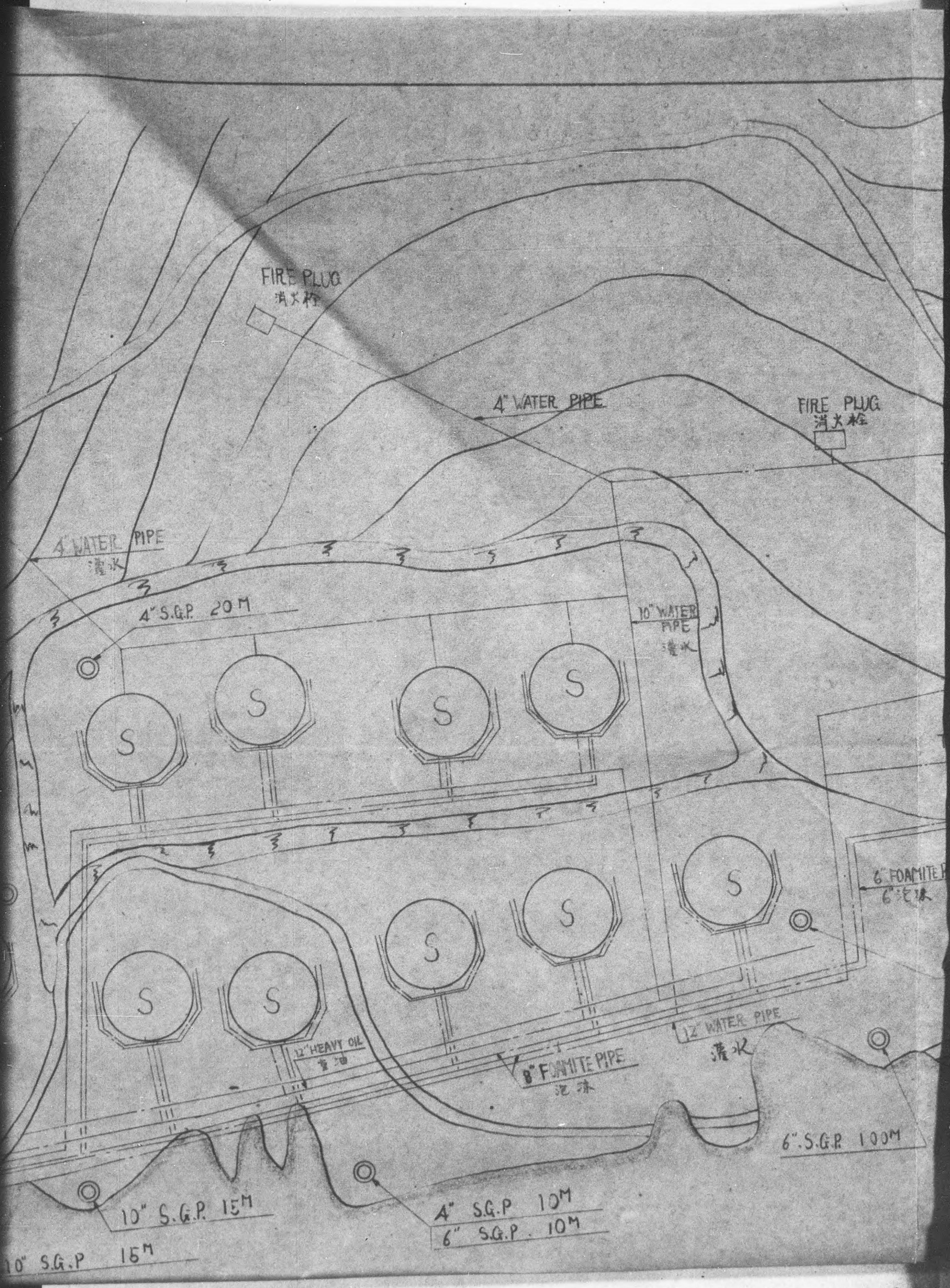
FIRE PLUG
消火栓
4" WATER PIPE
FIRE PLUG
消火栓
4" WATER PIPE
清水
4" S.G.P 20M
10" WATER PIPE
清水
S
S
S
S
S
S
S
S
6" FOAMITE P
12" HEAVY OIL
重油
8" FOAMITE PIPE
泡沫
12" WATER PIPE
清水
6" S.G.P 100M
10" S.G.P 15M
4" S.G.P 10M
6" S.G.P 10M
10" S.G.P 15M

DECLASSIFIED E.O. 11652 SECTION 3

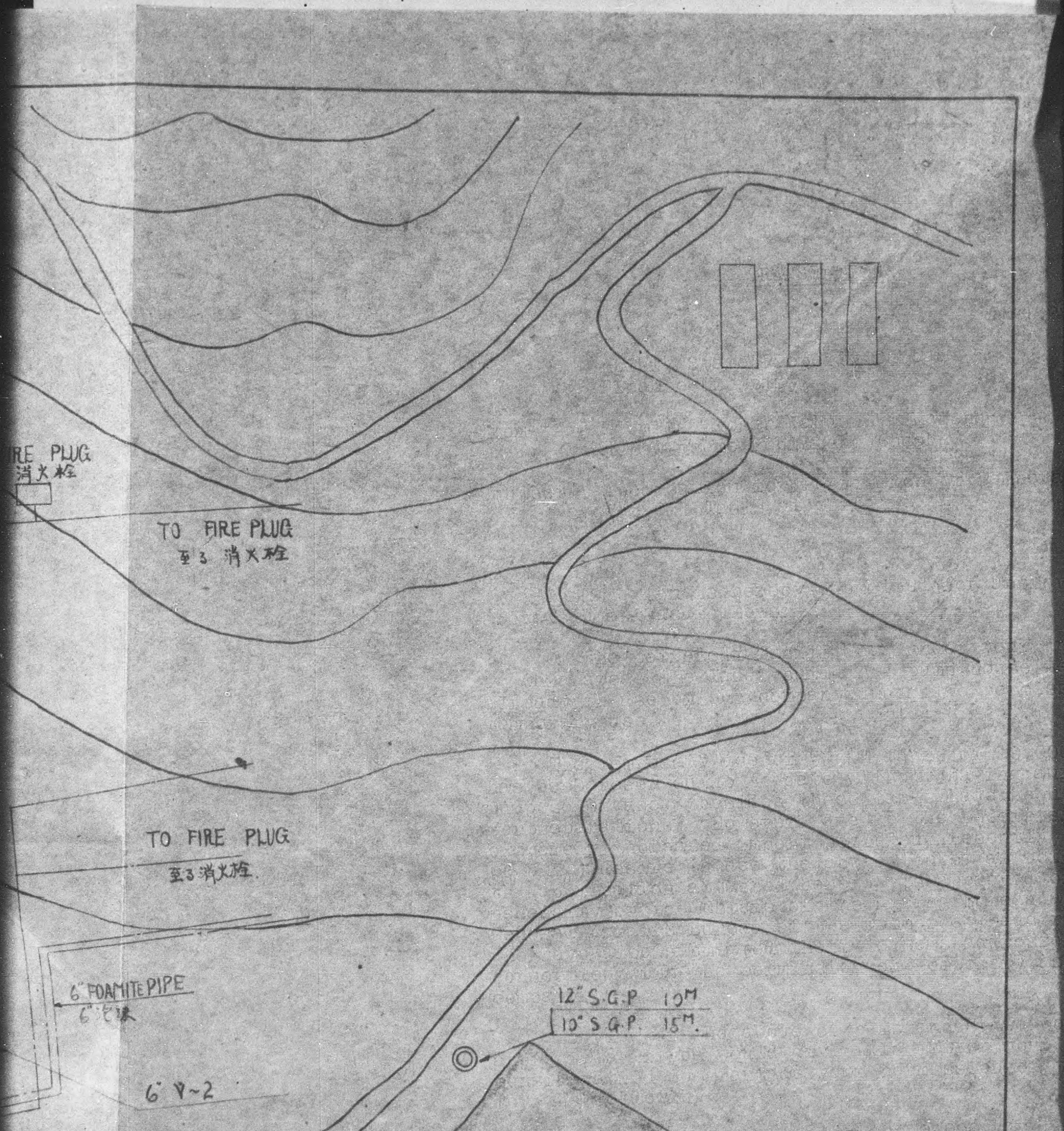

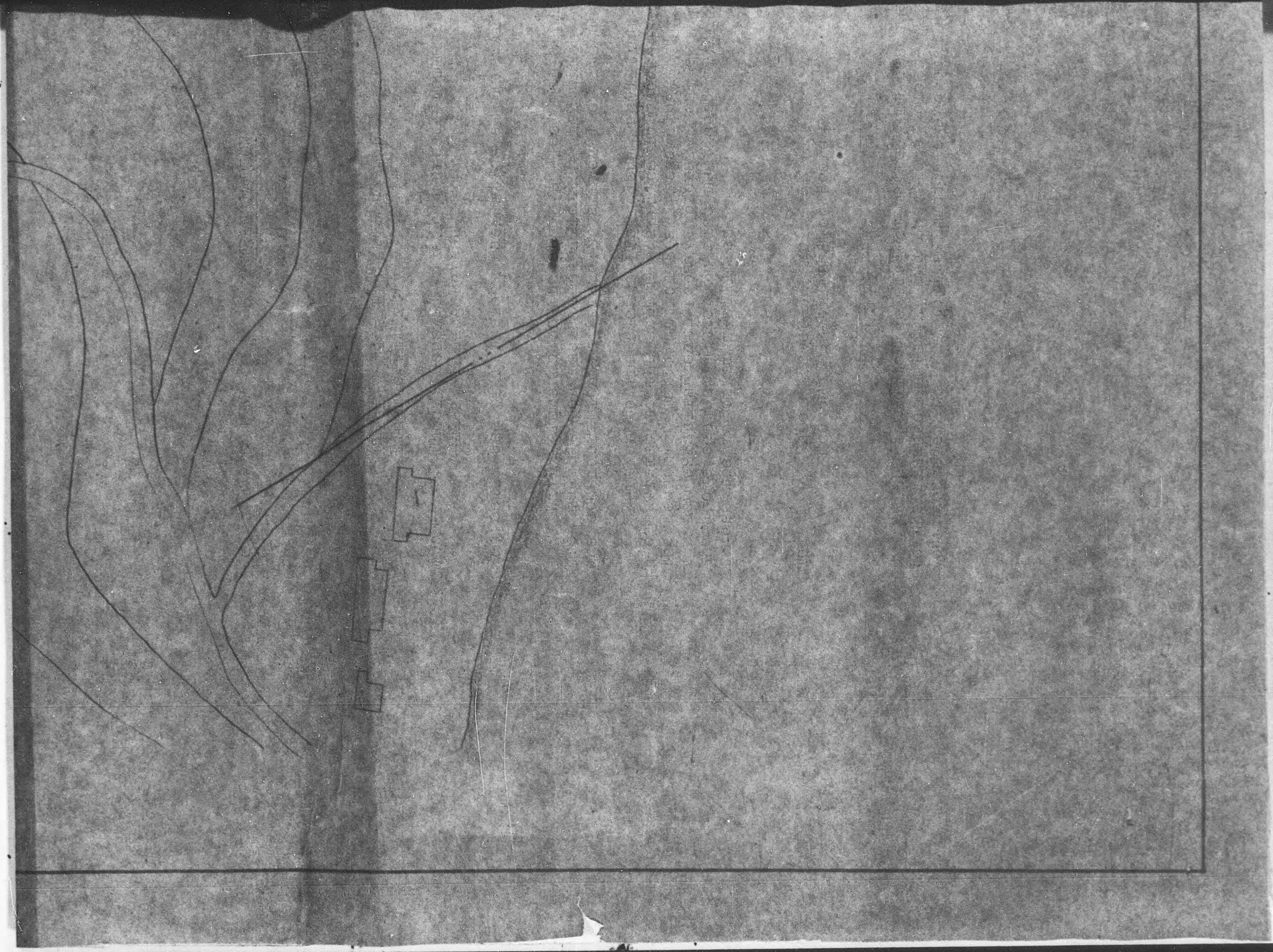

2~150KL GASOLINE
8" FOAMITE

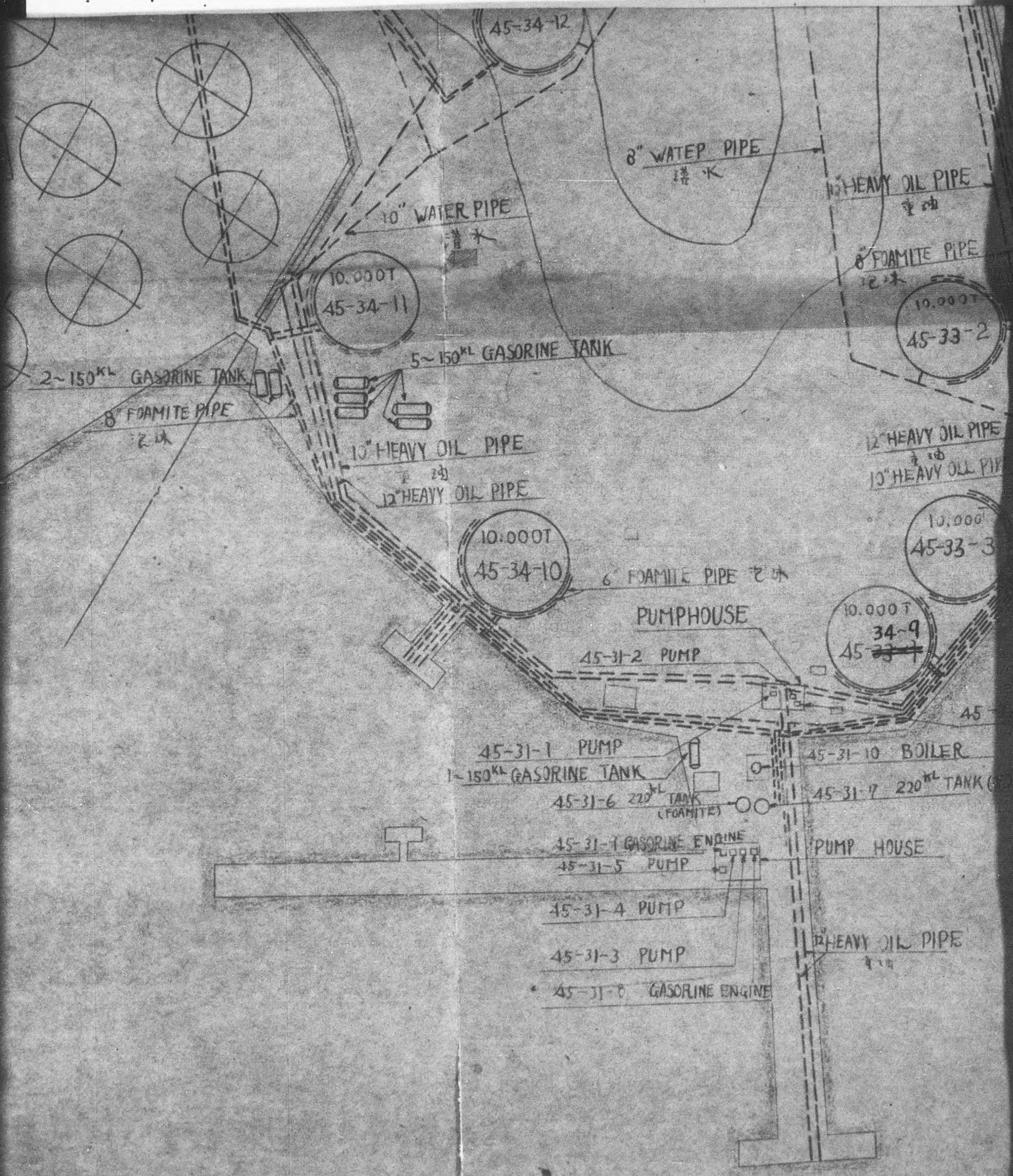
45-34-12
8" WATEP PIPE
10" WATER PIPE
10.000T
45-34-11
8" FOAMITE PIPE
12" HEAVY OIL PIPE
10.000T
45-33-2
2~150KL GASORINE TANK
5~150KL GASORINE TANK
8" FOAMITE PIPE
10" HEAVY OIL PIPE
12" HEAVY OIL PIPE
10.000T
45-34-10
6" FOAMITE PIPE
PUMPHOUSE
45-31-2 PUMP
10.000T
45-33-3
10.000T
34-9
45-31-1 PUMP
1~150KL GASORINE TANK
45-31-10 BOILER
45-31-6 220KL TANK (FOAMITE)
45-31-7 220KL TANK
45-31-1 GASORINE ENGINE
45-31-5 PUMP
PUMP HOUSE
45-31-4 PUMP
45-31-3 PUMP
45-31-8 GASORINE ENGINE
12" HEAVY OIL PIPE

DECLASSIFIED - NOT RELEASABLE

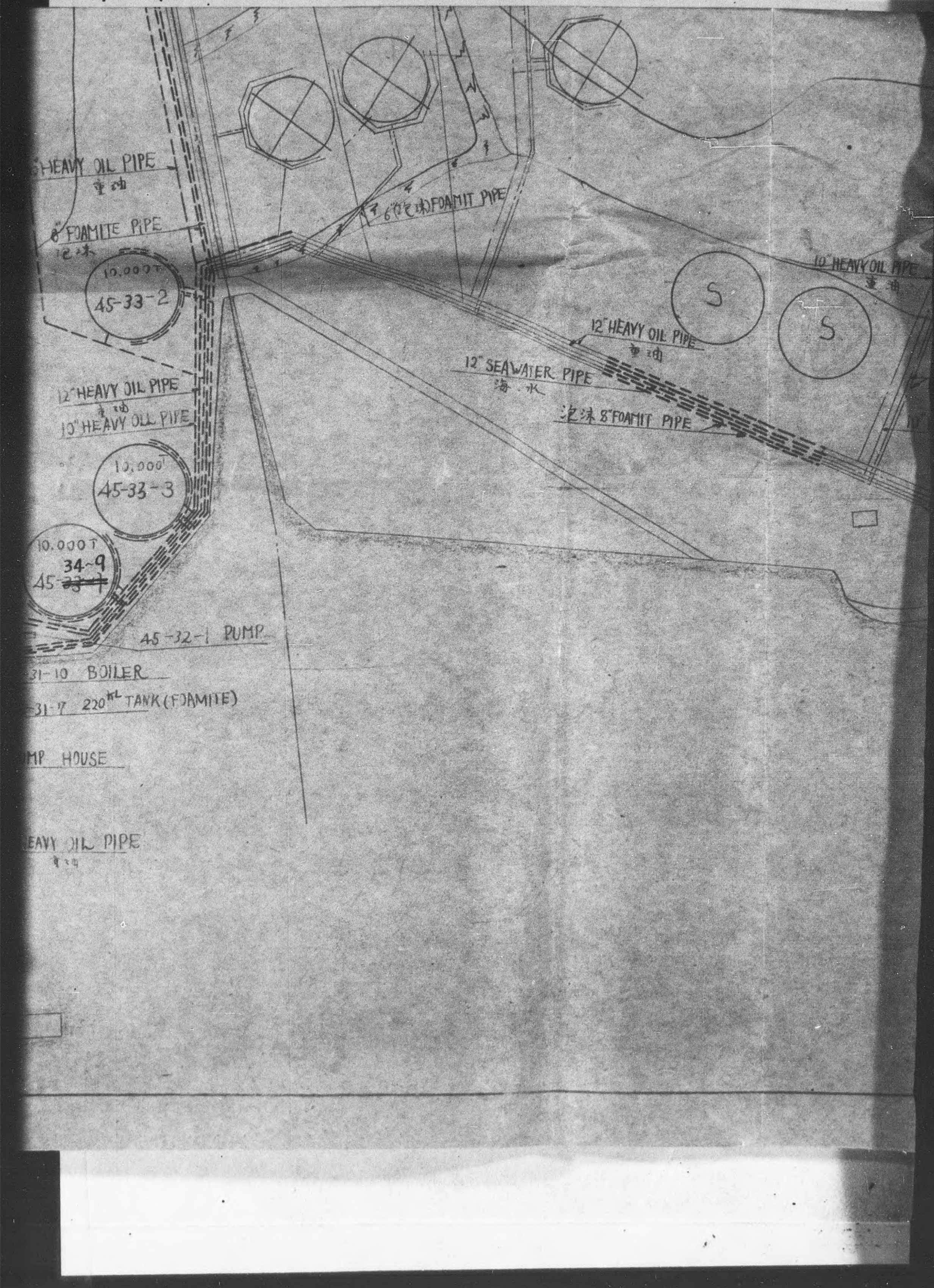

DECLASSIFIED - NOT FOR PUBLIC RELEASE

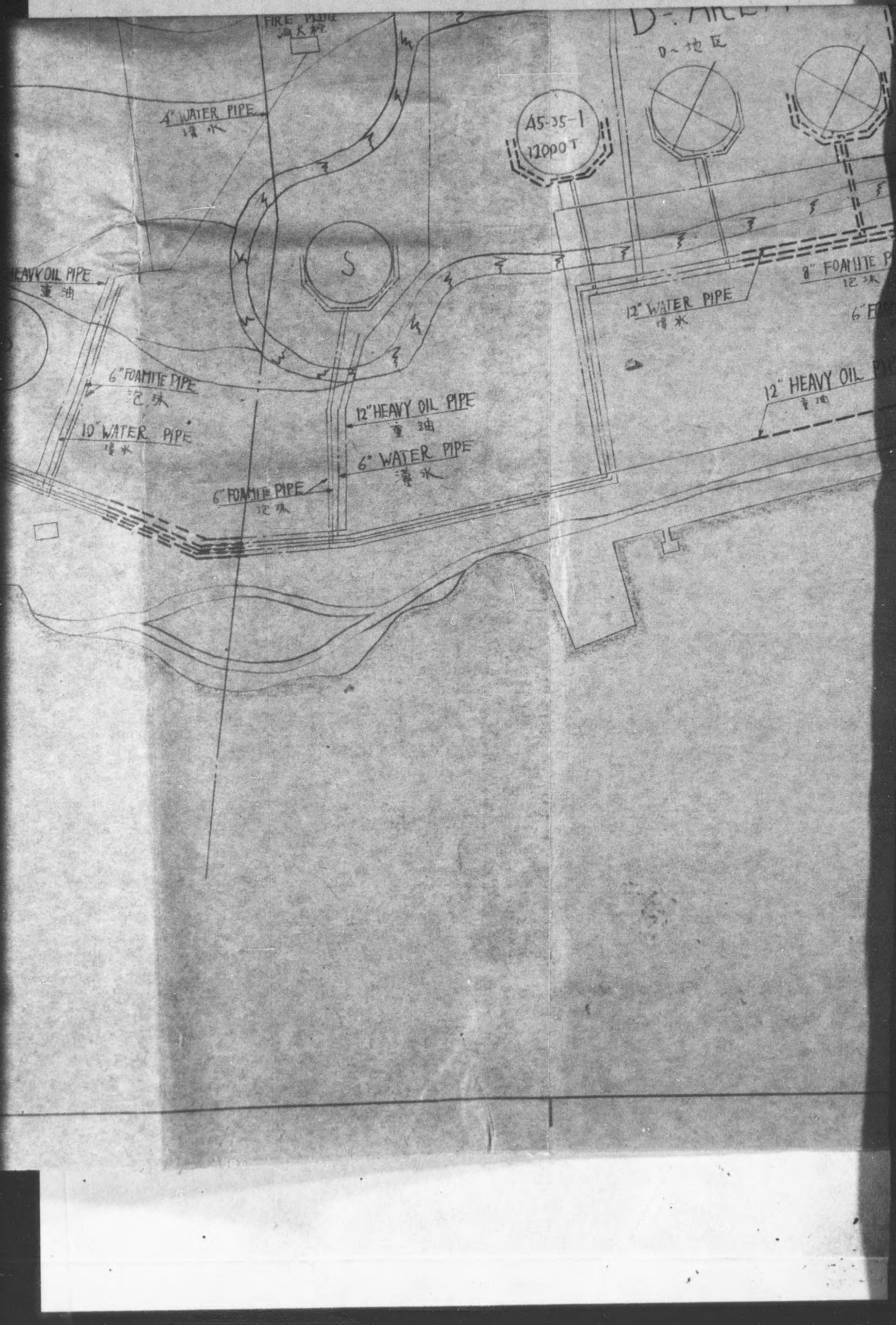

2~150KL GASORINE TANK
瓦斯管集積所
GAS PIPES GATHERING PLACE
PUMP HOUSE
PUMP HOUSE AND WEARHOUS
2~10KL MIXING TANK
2-220KL FOAMITE TANK
8" FOAMITE PIPE
泡沫
6" FOAMITE PIPE
泡沫
VALVE AND JOINT GATHERING PLACE バルブ及接手集積所
12" WATER PIPE
12" HEAVY OIL PIPE
重油
12" HEAVY OIL PIPE
重油
ŌSIMA AND ŌURA FUEL STORA
大島 大浦 燃料 置場 見取圖

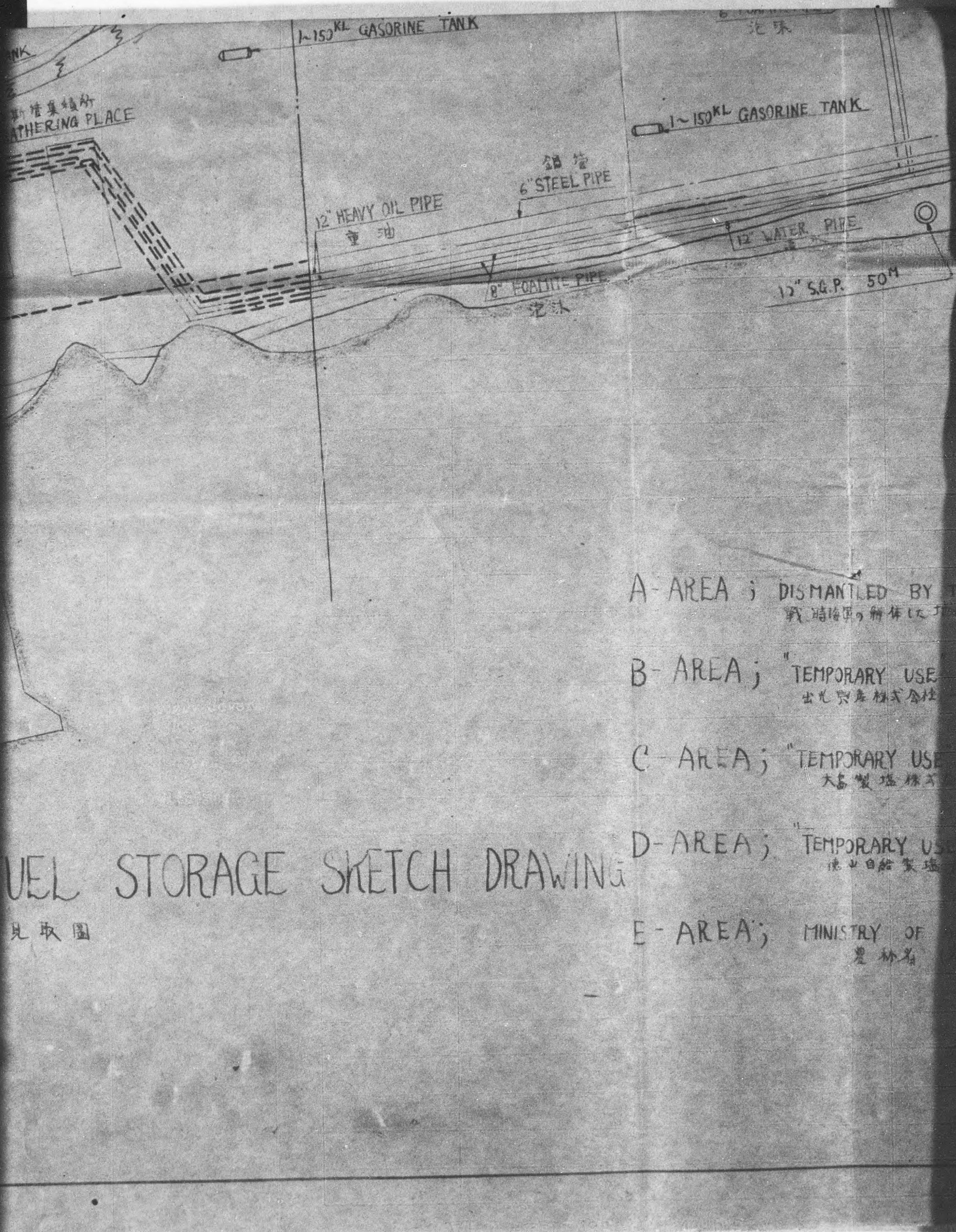
1~150KL GASORINE TANK
泡沫
ATHERING PLACE
1~150KL GASORINE TANK
鋼管
6" STEEL PIPE
12" HEAVY OIL PIPE
重油
12" WATER PIPE
8" FOAMITE PIPE
泡沫
15" S.G.P. 50M
A-AREA; DISMANTLED BY TH
戦時海軍の解体した
B-AREA; "TEMPORARY USE
出光興産株式会社
C-AREA; "TEMPORARY USE
大島製塩株式
D-AREA; "TEMPORARY USE
徳山自給製塩
E-AREA; MINISTRY OF
農林省
UEL STORAGE SKETCH DRAWING
見取圖

DECLASSIFIED BY NARA

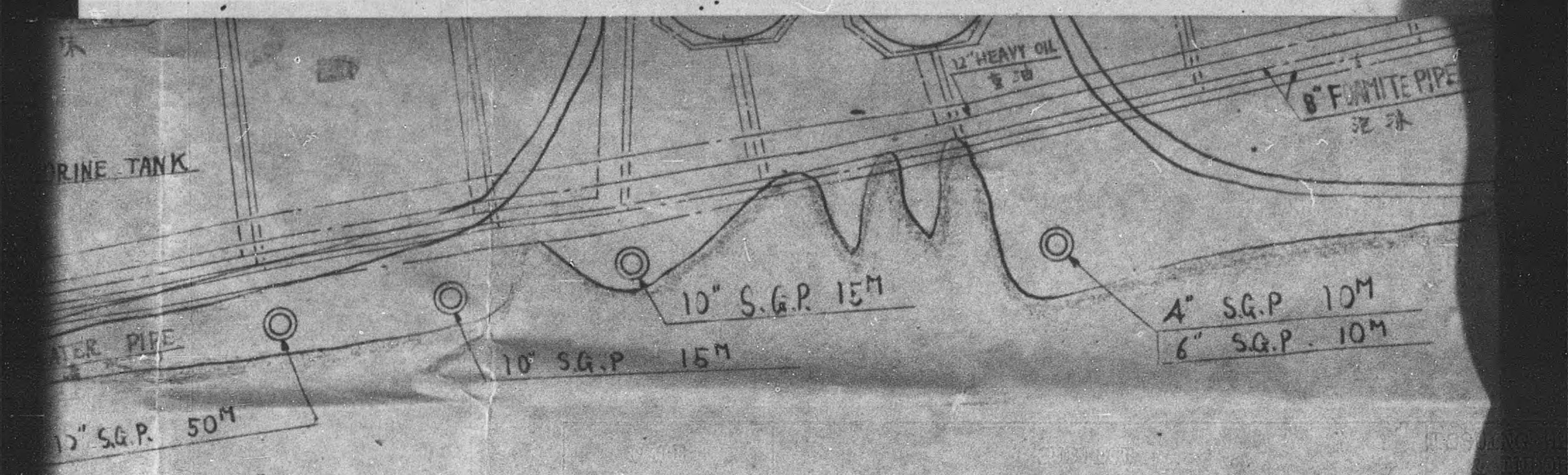

DISMANTLED BY THE NAVY DURING THE WAR
戦時海軍の解体した地区

NOTE;

"TEMPORARY USE" AREA of IDEMITSU KŌSAN K.K.
出光興産株式会社 一時使用地.

"TEMPORARY USE" AREA OF ŌSIMA SOLD MANUFACTURING CO. LTD.
大島製塩株式会社 一時使用地.

"TEMPORARY USE" AREA OF TOKUYAMA SELF SUPPLY SALT WORKS
徳山自給製塩組合 一時使用地.

MINISTRY OF AGRICULTURE AND FORSTRY. (FIELD)
農林省 (農耕地)

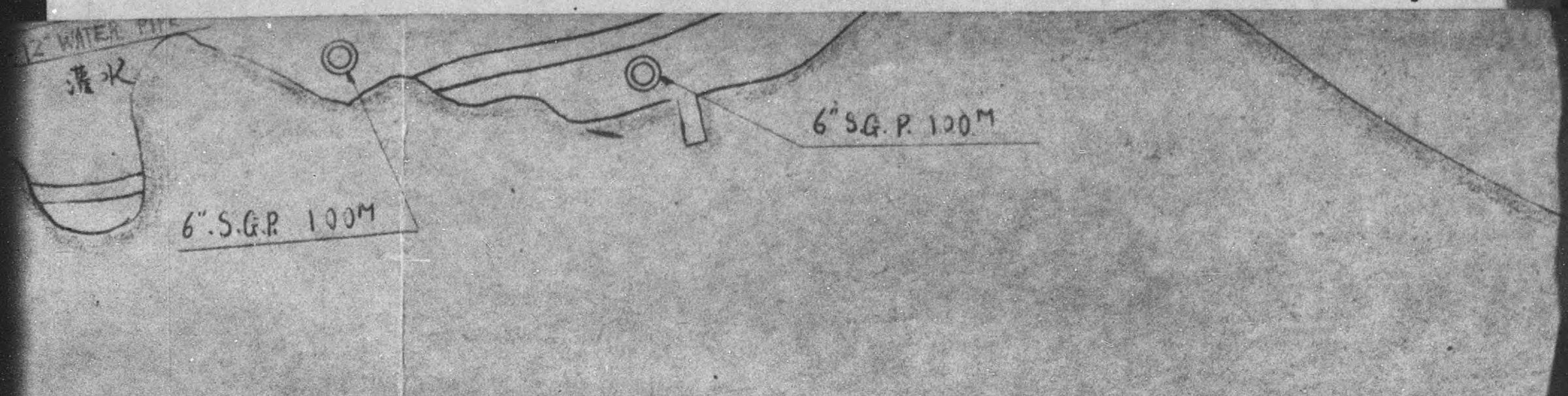

UNEARTHED AND REMOVED PIPE LINE
発掘後移動のもの

UNEARTHING PIPE LINE
発掘中のもの

LAYING PIPE LINE
埋設中のもの

GATHERING PLACE OF PIPES AND VALVE.
集積場所

DISMANTLED BY THE NAVY DURING THE WAR.
戦時海軍の解体したもの

DISMANTLED AFTER THE WAR.
終戦後解体のもの

THE DEMARCATION LINE OF AREA.
地区境界

20TH. DECEMBER. 1948.

IC

DATE	SUBJECT	ISSUING HEADQUARTERS & INDORSEMENTS

I.C.-MANAGEMENT, GUARDS AND MAINTENANCE PERSONNEL

DECLASSIFIED E.O. 12065 SECTION 3-402/NNBS NO.

DATE	SUBJECT	ISSUING HEADQUARTERS & INDORSEMENTS

1D

I.D.- MAINTENANCE MATERIALS

DECLASSIFIED E.O. 12065 SECTION 3-402/NNDG NO.

DATE	SUBJECT	ISSUING HEADQUARTERS & INDORSEMENTS

IE

I. E.-DEMILITARIZATION CERTIFICATE AND DESTRUCTION OF SP MACHINERY.

DECLASSIFIED E.O. 12065 SECTION 3-402/NNDG NO.

DATE	SUBJECT	ISSUING HEADQUARTERS & INDORSEMENTS

IF

I.F.-T.I.D. RECEIPTS.

DECLASSIFIED E.O. 12065 SECTION 3 (E) MRS NO.

DATE	SUBJECT	ISSUING HEADQUARTERS & INDORSEMENTS
26 April 1950	Application for Retraction in and Addition to the Temporary Use Permitted to Idemitsu Kosan K.K. of Oura Oil Storage Facilities	SCAP, CAS

II

II.-USE OF INSTALLATION AND/OR EQUIPMENT.

DECLASSIFIED: E.O. 12958, SEC. 3.5, NSC MEMO, 11/18/98, STATE DEPT. GUIDELINES

GENERAL HEADQUARTERS
SUPREME COMMANDER FOR THE ALLIED POWERS
Civil Affairs Section
APO 500

26 APR 1950

463.8 (20 Apr 1950)CAS-EM

SUBJECT: Application for Retraction in and Addition to the Temporary Use Permitted to Idemitsu Kosan K.K. of Oura Oil Storage Facilities

TO: Chief
Chugoku Civil Affairs Region
APO 248

45-41 Sec. II

1. Forwarded herewith is memorandum for the Ministry of International Trade and Industry, Mining Bureau, Petroleum Administrative Section, from General Headquarters, Supreme Commander for the Allied Powers, Economic and Scientific Section, Industry Division, subject as above, dated 8 April 1950.

2. Surveillance will be exercised in accordance with provisions of paragraph 3(e), Operational Directive No. 11, General Headquarters, Supreme Commander for the Allied Powers, Civil Affairs Section, dated 10 April 1950.

FOR THE CHIEF, CIVIL AFFAIRS SECTION:

J. W. O'BRIEN
CWO USA
Actg Off

2 Incls:
1. Memo to MITI, 8 Apr 50 (cy)
2. Ltr, FOM No. 580 (MITI), 28 Mar 50 (cy)

ECON 985-

DECLASSIFIED E.O. 12065 SECTION 3 (E)/MAR 0.

GENERAL HEADQUARTERS
SUPREME COMMANDER FOR THE ALLIED POWERS
Economic and Scientific Section
APO 500

HBO/WT/TMc/FI/yt

463.9(8 Apr 50)ESS/IND

8 April 1950

MEMORANDUM FOR: Ministry of International Trade and Industry,
Mining Bureau, Petroleum Administrative Section,
No. 3-chome, Kasumigaseki, Chiyoda-ku, Tokyo

SUBJECT: Application for Retraction of and Addition to the Temporary Use Permitted to Idemitsu Kosan K.K. of Oura Oil Storage Facilities,

1. Reference is FOM No. 580(MITI), Application for Retraction of and Addition to the Temporary Use Permitted to Idemitsu Kosan K.K. of Oura Oil Storage Facilties, 28 March 1950.

2. Requests made in inclosures to reference 1 are approved.

FOR THE CHIEF, ECONOMIC AND SCIENTIFIC SECTION:

MAURICE M. CLASS
Chief, Industry Division

Copies furnished:
CAS
CHS

Incl 1

DECLASSIFIED E.O. 11652 SECTION 3 (E)(2) AND (3)

COPY

JAPANESE GOVERNMENT
MINISTRY OF FOREIGN AFFAIRS
LIAISON BUREAU

TO : GENERAL HEADQUARTERS, SUPREME COMMANDER FOR THE ALLIED POWERS.

FROM : Ministry of Foreign Affairs.

SUBJECT: Application for Retraction of and Addition to the Temporary Use Permitted to Idemitsu Kosan K.K. of Oura Oil Storage Facilities.

FOM No. 580(MITI) 28 March 1950

1. Reference:

a. FOM letter, No. 390, 19 July 1949, subject: Application for Permission of Temporary Use of Oura Oil Storage Facilities.

b. FOM letter, No. 507, 6 Agust 1949, subject: Application for Additional Temporary Use of Oura Oil Storage Facilities and for the Designation of the Same as an Oil Import Base.

c. Economic and Scientific Section memorandum, 23 August 1949, subject as a above.

2. Transmitted herewith is a letter of the Ministry of International Trade and Industry on the subject matter, addressed to the Economic and Scientific Section, General Headquarters, Supreme Commander for the Allied Powers.

FOR THE MINISTER:

(T. Yoshioka)
Chief of Liaison Section,
Liaison Bureau,
Ministry of Foreign Affairs.

1 Incl
Letter of International Trade
and Industry Ministry, LO No.90
in triplicate.

Incl 4

DECLASSIFIED - E.O. 11652 SECTION 3 (E) AND AC

L.O. No. 90 March 24th 1950

TO : Economic and Scientific Section,
General Headquarters,
Supreme Commander for the Allied Powers.

FROM : Ministry of International Trade and Industry.

THROUGH : Foreign Ministry, Japanese Government.

SUBJECT : Application for Retraction in and Addition to the Temporary Use Permitted to Idemitsu Kosan K.K. of Oura Oil Storage Facilities.

We are in hand of the above mentioned application, enclosed herein, and, deeming it necessary to apply for the revision and addition as stated in it, desire in earnest that your kind consideration be given to this matter, so as to approve it.

For the Minister:

K, Ikeo
Chief, Liaison Office,
Ministry of International Trade
and Industry

FOREIGN MINISTRY
LIAISON SECTION
4 P.M. 10 '50
MAR 27 1950
RECEIVED

30 October 1949

To : Supreme Commander for the Allied Powers

Through: Ministry of International Trade and Industry,
Mining Bureau, Petroleum Administrative Section

From : Sazo Idemitsu,
President, Idemitsu Kosan K.K.,
3-7, 4-chome Kobiki-cho, Chuo-ku, Tokyo

Subject: Application for Retractation and Additional Use
in connection with Temporary Use of Oura Oil
Storage Facilities

1. Reference: a) Our Applications dated July 1 and 20, 1949
for Temporary Use of Oura Oil Storage Facilities.

b) G.H.Q., Supreme Commander for the Allied Powers,
Economic and Scientific Section Memorandum
APO 500 Aug 23 49 addressed to Ministry of
International Trade and Industry, Mining Bureau,
Petroleum Administrative Section.

2. We hereby submit our Application on the above subject for its part retraction, alteration and additional use.

3. Since the approval of the use of Oura Oil Storage Facilities (approval was given in reference b of the above), we have been requested by the Finance Bureau to make the above alterations in accordance with the particulars enclosed herewith.

We should greatly appreciate if you would give this matter your kind consideration.

Inclosures: 1) Copy of translation of letter from
Chief of Tokuyama Agency, Yamaguchi
Branch, Hiroshima Finance Bureau.

2) List showing particulars of alterations
applied.

Yours respectfully,

Sazo Idemitsu,
President,
Idemitsu Kosan Kabushiki Kaisha.

DECLASSIFIED - NOT RELEASABLE TO FOREIGN NATIONALS

TRANSLATION

TOKUKAN NO. 406

20 October 1949

FROM : Chief of Tokuyama Agency -
Yamaguchi Branch, Hiroshima Finance Bureau

TO : President,
Idemitsu Kosan Kabushiki Kaisha

Reference: Temporary Use of Reparations Machinery at Oura Fuel Depot

For the above machinery as applied in your applications dated the 1st and 20th of July 1949, a formal approval has been issued by G.H.Q. under the date of 23 August 1949.

As the result of investigation made at the spot over the approved machinery, there are some items contained which are not appropriate to the actual conditions. It is therefore suggested that you immediately apply to G.H.Q. through the authorities concerned for retraction or additional use necessitated in accordance with the attached sheets.

Inclosures: Attached Sheets

Chief of Tokuyama Agency -
Yamaguchi Branch,
Hiroshima Finance Bureau.

E22
SD AUG 1949
IMI

Item which application was made				Item corrected			
Date	Inventory No.	Description	No.	Inventory	Description	No.	Reason corrected
July 1.	45-34	10,000kl above-ground tank	1	45-41-5	10,000kl tank	1	Mistake of inventory No.
"	45-33	"	1	45-41-34	"	1	"
"	45-31	Formite tank (A)	1	45-41-26	225kl Foamite tank	1	"
"	45-31	" (B)		45-41-27	"	1	"
"	45-31	Boiler	1	45-41-23	Boiler	1	"
	45-31	Oil pump	2	45-41-6 45-41-7	Turbine pump	2	Mistake of inventory No. & accessories were not contained.
				45-41-8 45-41-9	Attached motor	2	"
				45-41-10 45-41-11	Attached starter	2	"
				45-41-12 45-41-13	Attached switch box	2	"
July 1		Switch board 1set		From 45-41-15 to 45-41-18	Transformer	4	"
				45-41-19	Attached switch board	1	"

July 1		Various pipes	1set		Various pipes	1 set	
"	45-31	Vacuum	1		Required cancellation		Released already & this item is not at the sopt as moved to 3rd naval fuel depot & not necessary
	45-31	Pump engine for Foamite turbine pump	1 1		"		"
"	45-31	Watering pump engine Pump	1 1		"		"
July 20	Tank No. F 203	10,000kl above ground tank	1	45-41-36	10,000kl tank	1	Mistake of inventory No.
"	F 205	"	1	45-41-37	"	1	"
"	F 117	"	1	45-41-4	"	1	"
"	F 202	"	1	45-41-35	"	1	"
"	F 121	12,000kl above ground tank	1	45-41-2	12,000kl tank	1	Mistake of inventory No.
	F 120	"	1	45-41-3	"	1	"
				45-41-1	Oil switch	1	Necessary but omitted application in error & required additional application
				45-41-14	Water tank for fire	1	"

	45-41-20	Rotary converter	1	Necessary but omitted application in error & required additional application
	45-41-21	Attached switch board	1	"
	45-41-22	Attached starter	1	"
	45-41-24	10 kl Oil tank	1	"
	45-41-25	"	1	"
	45-41-33	Derick	1	"
	45-41-3[illegible]	Industrial trackage	1	"
		Total	33	

DATE	SUBJECT	ISSUING HEADQUARTERS & INDORSEMENTS

III

III.- EXEMPTION OF INSTALLATION AND/OR EQUIPMENT.

DATE	SUBJECT	ISSUING HEADQUARTERS & INDORSEMENTS

IV. A.- TRANSFERS OF EQUIPMENT INTO INSTALLATION.

IVA

DATE	SUBJECT	ISSUING HEADQUARTERS & INDORSEMENTS

IV. B.-TRANSFERS OF EQUIPMENT OUT OF INSTALLATION.

IVB

DECLASSIFIED

DATE	SUBJECT	ISSUING HEADQUARTERS & INDORSEMENTS

IV.C.- DISPERSAL AREAS.