

LIBRARY  
BUREAU OF THE CENSUS



Census  
HD  
9981.4  
.U54x  
1984  
[v.1]  
pt.11  
c.2

# 1982

## Census of Service Industries

---

SC82-A-11

GEOGRAPHIC AREA SERIES

# Georgia



---

U.S. Department of Commerce  
BUREAU OF THE CENSUS

BUREAU OF THE CENSUS  
LIBRARY

---

The publications  
from the 1982 Economic and  
Agriculture Censuses are dedicated  
to the memory of Shirley Kallek,  
Associate Director for Economic Fields.  
During her career at the Bureau of the  
Census (1955 to 1983), she continually  
directed efforts to improve  
the timeliness and accuracy of  
economic statistics.

---

# 1982 Census of Service Industries

---

SC82-A-11

GEOGRAPHIC AREA SERIES

## Georgia

---

Issued November 1984



**U.S. Department of Commerce**  
**Malcolm Baldrige**, Secretary  
**Clarence J. Brown**, Deputy Secretary  
**Sidney Jones**, Under Secretary for  
Economic Affairs

**BUREAU OF THE CENSUS**  
**John G. Keane**,  
Director

---



## BUREAU OF THE CENSUS

John G. Keane, Director  
C. L. Kincannon, Deputy Director

Charles A. Waite, Associate Director for  
Economic Fields

John H. Berry, Assistant Director for  
Economic and Agriculture Censuses

### BUSINESS DIVISION

Howard N. Hamilton, Chief

**ACKNOWLEDGMENTS**—Many persons participated in the various activities of the 1982 Census of Service Industries. Primary direction of the program was performed by Shirley Kallek, Associate Director for Economic Fields (until May 1983), Charles A. Waite, her successor and Michael G. Farrell, Assistant Director for Economic and Agriculture Censuses (until August 1984), and John H. Berry, his successor.

This report was prepared in the Business Division under the general direction of Gerald F. Cranford, Chief (until December 1983), and Howard N. Hamilton, his successor. Bobby E. Russell, Assistant Division Chief for Census Programs, was responsible for the overall planning and management of the census of service industries; he also coordinated Business Division's activities with other divisions.

Planning and implementing this report were under the direction of Sidney O. Marcus, Chief, Service Census Branch, with primary staff assistance by Jack B. Moody, Rockwell Livingston, Leatrice D. Hines, Thomas E. Bell, Tom S. Hinman, Kathryn B. Cheza, Helen M. Reilly, and Donna L. Nafzinger. Alvin H. Barten, Chief, Cross Industries Branch, with primary staff assistance by Edward D. Walker, coordinated activities, specifications, and procedures with the other economic censuses. Computer programs were developed under the general supervision of Howard R. Dennis, Assistant Division Chief for Data Processing. William C. Wester, Chief, Census Programming Branch, assisted by Steven G. McCraith, Judith A. McKay, William E. Jagg, and Robert J. Hemmig, was primarily responsible for planning and implementing the programs. The computer programs were developed by Leonard S. Sammarco, Jane M. Jaworski, Ann Chen Liao, Janice S. Farquhar, Donald K. Salzman, and Christina Arledge. Emory G. Fuller and Pearl E. Young were responsible for scheduling and control of computer processing. Quality control and sample design were under the direction of Nash J. Monsour, Assistant Division Chief for Research and Methodology, with primary staff assistance by Joseph K. Garrett, Carl A. Konschnik, and Michael Z. Shimberg. Dorothy J. Reynolds, Assistant Division Chief for Current Programs, provided valuable assistance in coordinating the current survey interface.

Systems and procedures for mailout, receipt, correspondence, data input, industry classification, other clerical processing, administrative record processing, and quality control, along with the associated electronic computer programs, were developed in the Economic Surveys Division. W. Joel Richardson, Chief.

Planning, design, review, and composition of report forms were performed in the Administrative Services Division, Robert L. Kirkland, Chief.

Publication planning, design, editorial review, composition, and printing procurement were performed in the Publications Services Division, Raymond J. Koski, Chief.

Geographic coding procedures and associated computer programs were developed in the Geography Division, Robert W. Marx, Chief.

Mailout preparation and receipt operations, clerical and analytical review activities, data keying, and geocoding review were performed in the Data Preparation Division, Don L. Adams, Chief.

Computer processing was performed in the Computer Services Division, C. Thomas DiNenna, Chief (until February 1984), and John E. Halterman, his successor.

Photocomposition programs for the statistical tables were developed in the Systems Support Division, Larry J. Patin, Chief (until October 1983), and Arnold E. Levin, his successor.

The overall planning and review of the census operations were performed by the staff of the office of the Assistant Director for Economic and Agriculture Censuses.

Special acknowledgment is also due the many businesses whose cooperation has contributed to the publication of these data.

#### Library of Congress Cataloging in Publication Data

Census of service industries (1982)  
1982 census of service industries.

Contents: [1] Geographic area series — [2] Industry series.

Supt. of Doc. no.: C 3.257/3: SC82-A-

1. Service industries—United States—Statistics.

I. United States. Bureau of the Census. II. Title.

HD9981.4.C46 1984 338.4'7'000973 83-600218

For sale by Superintendent of Documents, U.S. Government Printing Office, Washington, D.C. 20402.

# INTRODUCTION

## ECONOMIC CENSUSES OVER TIME

The early beginnings of America's industrial output were first measured in the United States in the 1810 Decennial Census and again in 1820, when questions on manufacturing were included with those for population. Beginning with the 1840 Decennial Census, there were enumerations of manufactures and mineral industries at 10-year intervals up to and including the year 1900 for manufactures and 1940 for mineral industries. The latter census was again taken for 1954, 1958, 1963, and 1967.

Because of the increasing dominance of manufacturing in the early 20th century, Congress directed that quinquennial censuses of manufactures be taken beginning in 1905. However, from 1919 through 1939, these censuses were conducted every 2 years. The need for war-related current surveys in the early 1940's postponed the next census of manufactures until 1948 (for 1947). That census was again taken for 1954, 1958, 1963, and 1967.

Retail and wholesale trade data were first collected in 1930, and in 1933 information on selected service industries was added to the data-collection operation. These business censuses, as they were called, were again taken for 1935, 1939 (as part of the 1940 decennial program), 1948, 1954, 1958, 1963, and 1967.

Information on construction industries was first obtained in 1930 and again for 1935 and 1939. Data for the full spectrum of construction industries were not gathered again until 1968 (for 1967).

The need for transportation data to supplement information available from existing governmental or private sources was recognized by Congress in the late 1950's and early 1960's. The census of transportation (consisting of several surveys) was first taken for 1963 and again for 1967.

Since 1967, all of the above censuses have been taken quinquennially as part of the Census Bureau's economic census program. (For the 1977 censuses, the coverage of the service industries was broadened from "selected services" to all services, except religious organizations and private households. A total of 41 additional four-digit standard industrial classifications<sup>1</sup> (SIC's) in 7 SIC major groups was added to the scope of the census. While most of the industries included for the first time for 1977 were covered again for 1982, some were not, i.e., hospitals; elementary and secondary schools; colleges, universities, and professional schools; junior colleges and technical institutes; labor unions and similar labor organizations; and political organizations.)

<sup>1</sup>Standard Industrial Classification Manual: 1972. For sale by Superintendent of Documents, U.S. Government Printing Office, Washington, D.C. 20402. Stock No. 041-001-00066-6. 1977 Supplement. Stock No. 003-005-00176-0.

The first manufacturing census for an outlying area was conducted in Puerto Rico for the year 1909. Thereafter, with the exception of 1929, a census was taken at 10-year intervals through 1949. The first censuses of retail trade, wholesale trade, and selected service industries in Puerto Rico were conducted for 1939. These censuses also were taken for the years 1949, 1954, 1958, 1963, and 1967. A census of construction industries was first introduced in Puerto Rico for 1967. These censuses of Puerto Rico have been taken since then for the years 1972, 1977, and 1982.

Censuses of manufactures, retail trade, wholesale trade, and selected service industries were conducted in Guam and the Virgin Islands of the United States for 1958, 1963, 1967, 1972, 1977, and 1982. Censuses of mineral industries were taken in the Virgin Islands of the United States for the years 1958, 1963, and 1967 but not since that time. A census of construction industries was also undertaken in these areas for 1972, 1977, and 1982.

Retail trade, wholesale trade, selected service industries, manufacturing, and construction industries were canvassed for the first time in the Northern Mariana Islands in 1983 (for 1982).

For 1982, the economic censuses and agriculture censuses were conducted concurrently.

## USES OF THE ECONOMIC CENSUSES

The economic censuses are the major source for facts about the structure and functioning of the Nation's economy and provide essential information for government, business, industry, and the general public. They provide an important part of the framework for such composite measures as the gross national product, input-output measures, indexes of industrial production, and indexes measuring productivity and price levels. Information from the censuses is used to establish sampling frames and as benchmarks for current surveys of business activity, which are essential for measuring short-term economic conditions.

State and local governments use census data to assess business activities within their jurisdictions. The private sector uses the data to forecast general economic conditions; analyze sales performance; lay out sales territories; allocate funds for advertising; decide on locations for new plants, warehouses, or stores; and measure potential markets in terms of size, geographic areas, kinds of business, and kinds of products made or sold.

Following every census, thousands of businesses and other users purchase reports. Likewise, census facts are widely disseminated by trade associations, business journals, and newspapers. Volumes containing census statistics are available in most major public and college libraries. All 1982 data are available on microfiche from the U.S. Government Printing Office and most data on

computer tape from the Census Bureau. Finally, the more than 50 State Data Centers also are suppliers of economic census statistics.

## AUTHORITY AND SCOPE OF THE ECONOMIC CENSUSES

The economic censuses are required by law under title 13 of the United States Code, sections 131, 191, and 224, which directs that they be taken at 5-year intervals for the years ending in 2 and 7. The 1982 Economic Censuses covered manufacturing, mining, construction industries, retail trade, wholesale trade, service industries, and selected transportation activities. Special programs also cover minority-owned and women-owned businesses. The next economic censuses are scheduled to be taken in 1988 for the year 1987.

## CENSUS OF SERVICE INDUSTRIES

The 1982 Census of Service Industries, part of the 1982 Economic Censuses, covered service industries as defined in the Standard Industrial Classification (SIC) Manual,<sup>1</sup> except Hospitals (SIC 806), Elementary and secondary schools (SIC 821), Colleges, universities, professional schools, and junior colleges (SIC 822), Labor unions and similar labor organizations (SIC 863), Political organizations (SIC 865), Religious organizations (SIC 866), Private households (SIC 881), and governmental organizations classified in the covered industries.

Data are presented for establishments in the following classifications:

SIC code	Title
70	Hotels, rooming houses, camps, and other lodging places
72	Personal services
73	Business services
75	Automotive repair, services, and garages
76	Miscellaneous repair services
78, 79	Amusement and recreation services, including motion pictures
80, ex. 806	Health services, except hospitals
81	Legal services
823, 4, 9	Selected educational services
83	Social services
84	Noncommercial museums, art galleries, and botanical and zoological gardens
861, 2, 4, 9	Selected membership organizations
89	Miscellaneous services

This series of reports presents data for service establishments of firms subject to Federal income tax and

(in separate tables) for firms which are exempt from Federal income tax under provisions of section 501 of the Internal Revenue Code. For 1982, only establishments with some payroll during the year are included; for previous census years, all establishments are included. For a more detailed explanation, see appendix A.

Many of the "kinds of business" or operation included in this report are not commercial in the sense of a "for-profit" activity; and the terms used to describe commercial business units often are not descriptive of such services. However, in the aggregate measurement of the production and delivery of goods and services in the economy, an attempt is made to maintain as much conformity of measures as practicable. Therefore, while some of the data measures, concepts, or terms (such as "business," "establishment," and "firm") are not usually associated with many of the noncommercial and professional activities, it must be recognized that they refer to an economic unit, such as a physical location or legal entity, involved in the production or distribution of goods or rendering of services.

The basic tabulations in this report do not include data for establishments which are auxiliary (primary function is providing a service, such as warehouses) to service establishments within the same organization. Data for auxiliaries are presented for selected industrial classifications in tables included in the United States Summary report issued as part of this series. Data for auxiliaries are presented for more detailed industry breakdowns in a subsequent report issued as part of the 1982 Enterprise Statistics reports.

For the 1982 Census of Service Industries, large- and medium-size firms, plus all firms known to operate more than one establishment, were sent questionnaires to be completed and returned to the Bureau by mail. For most very small firms, data from existing administrative records of other Federal agencies were used instead. These records provided basic information on location, kind of business, receipts, payroll, number of employees, and legal form of organization. In addition, more detailed information for selected kinds of business was obtained on the various questionnaires.

Appendix A gives a more detailed explanation of census coverage and methodology.

## CENSUS DISCLOSURE RULES

In accordance with Federal law governing census reports, no data are published that would disclose the operations of an individual establishment or business. However, the number of establishments in a kind-of-business classification is not considered a disclosure, so this information may be released even though other information is withheld.

## GEOGRAPHIC AREAS COVERED

This report series presents data for the following areas:

1. The United States as a whole.
2. Each State and the District of Columbia.

## SERVICE INDUSTRIES—GEOGRAPHIC AREA SERIES

<sup>1</sup>Standard Industrial Classification Manual: 1972. For sale by Superintendent of Documents, U.S. Government Printing Office, Washington, D.C. 20402. Stock No. 041-001-00066-6. 1977 Supplement, Stock No. 003-005-00176-0.



3. Each standard consolidated statistical area (SCSA) defined by the Office of Management and Budget as of January 1, 1982, meeting the criteria published in the 1975 Standard Metropolitan Statistical Areas manual or Federal Register, January 3, 1980, Vol. 45, No. 2.<sup>2 3</sup> An SCSA is an area used to facilitate the presentation and analysis of data for large concentrations of metropolitan populations. It includes two or more contiguous standard metropolitan statistical areas which have a population of at least 1,000,000<sup>4</sup> and which meet specific criteria of urban character and of social and economic integration.
4. Each standard metropolitan statistical area (SMSA) defined by the Office of Management and Budget as of January 1, 1982, meeting the criteria published in the 1975 Standard Metropolitan Statistical Areas manual or Federal Register, January 3, 1980, Vol. 45, No. 2.<sup>3</sup> An SMSA is an integrated economic and social unit with a population nucleus of at least 50,000 inhabitants.<sup>4</sup> Each SMSA consists of one or more counties meeting standards of metropolitan character; in New England, cities and towns rather than counties are the component geographic units.
5. The area within the State outside standard metropolitan statistical areas.
6. Each county or county equivalent.<sup>5 6</sup>
7. Each municipality of 2,500 inhabitants or more incorporated as a city, borough, village, or town.<sup>4 5</sup>  
For the economic censuses, boroughs and census areas in Alaska, boroughs in New York, and towns in New York and Wisconsin are not included in this category.
8. Special economic urban areas (SEUA's), which include townships in New Jersey and Pennsylvania and towns in New England with 10,000 inhabitants or more.<sup>4</sup>

<sup>2</sup>Standard Metropolitan Statistical Areas, Revised Edition 1975 (for SMSA's prior to January 3, 1980). For sale by Superintendent of Documents, U.S. Government Printing Office, Washington, D.C. 20402 and Federal Register (for SMSA's since January 3, 1980), Vol. 45, No. 2, pages 956-963. Available from Office of Information and Regulatory Affairs, Office of Management and Budget, Washington, D.C. 20503.

<sup>3</sup>On June 30, 1983, the Office of Management and Budget announced newly defined metropolitan statistical areas (MSA's), consolidated metropolitan statistical areas (CMSA's), and primary metropolitan statistical areas (PMSA's) into which previously defined SMSA's and SCSA's were restructured. The 1982 Economic Censuses publications do not present data for the newly defined areas. These areas were defined after 1982 publication plans were almost complete. Inclusion of the newly defined areas would have materially delayed the publication of the 1982 Economic Censuses reports. However, limited 1977 data for the new areas will be published in the 1984 edition of the *State and Metropolitan Area Data Book*, and limited 1982 data will be published in the 1985 edition.

<sup>4</sup>According to 1980 Census of Population.

<sup>5</sup>Those defined as of January 1, 1982.

<sup>6</sup>See appendix F for Alaska, Louisiana, Maryland, Missouri, Montana, Nevada, Virginia, and District of Columbia county equivalents.

## DOLLAR VALUES

All dollar values presented in this report are expressed in current dollars, i.e., 1982 data are expressed in 1982 dollars and 1977 data in 1977 dollars. Consequently, when making comparisons to prior years, users of the data should consider the inflation that has occurred.

## RELIABILITY OF DATA

All data compiled in this report originated from either census questionnaires or administrative records of other Federal agencies and, therefore, are not subject to sampling errors. However, the data are subject to nonsampling errors. Nonsampling errors can be attributed to many sources: inability to identify all cases in the actual universe; definition and classification difficulties; differences in the interpretation of questions; errors in recording or coding the data obtained; and other errors of collection, response, coverage, and estimation for missing or misreported data.

The accuracy of these tabulated data is determined by the joint effects of the various nonsampling errors. No direct measurement of these effects has been obtained except for estimation for missing or misreported data; however, precautionary steps were taken in all phases of the collection, processing, and tabulation of the data in an effort to minimize the effects of nonsampling errors.

The Bureau of the Census obtains on computer tape limited information extracted from administrative records of other Federal agencies. This information is used in conjunction with other information available to the Census Bureau to develop estimates for small employers and other establishments for which responses were not received in time for publication. For an indication of the extent that data included in these reports were obtained from the administrative records of other Federal agencies and from estimation, rather than reports directly from respondents, see appendix E. Also, see appendix A for a more detailed explanation of census coverage and methodology.

## MICROFICHE AND COMPUTER TAPES

The data in this report series are also available on microfiche and computer tapes. Microfiche reports are sold by the U.S. Government Printing Office. Computer tapes are sold by the Data User Services Division, Customer Services (Tapes), Bureau of the Census, Washington, D.C. 20233.

## SPECIAL TABULATIONS

Special tabulations of data collected in the 1982 Census of Service Industries may be obtained, depending on availability of time and personnel, on computer tape or in tabular form. The data will be in summary form and subject to the same rules prohibiting disclosure of confidential information (including name, address, kind of business, or other data for individual business establishments or companies) as are the regular publications.

Special tabulations are prepared on a cost basis. A request for a cost estimate, as well as exact specifications on the type and format of the data to be provided, should be directed to the Chief, Business Division, Bureau of the Census, Washington, D.C. 20233.

To discuss a special tabulation before submitting specifications, call 301-763-5282.

## ABBREVIATIONS AND SYMBOLS

The following abbreviations and symbols are used in this publication:

- \* See kind-of-business descriptions in appendix A for treatment of plant outlets.
- \*\* Data not provided because establishments without payroll are classified only at a broader kind-of-business level by the Internal Revenue Service.
- Represents zero.

†† Not available. Data for most establishments without payroll were extracted from information reported by businesses on Internal Revenue Service (IRS) Form 1040, Schedule C. These data could not be published as planned because many businesses were miscoded by IRS into miscellaneous categories rather than being classified in the specific kind of business.

(D) Withheld to avoid disclosing data for individual companies; data are included in broader kind-of-business totals.

(IC) Independent city.

(NA) Not available.

(NC) Not comparable.

(X) Not applicable.

n.e.c. Not elsewhere classified.

pt. Part.

r Revised.

SIC Standard Industrial Classification.

SCSA Standard Consolidated Statistical Area.

SMSA Standard Metropolitan Statistical Area.

# Users' Guide for Locating Statistics in This Report by Table Number

Information shown in tables	Table										7	8	9	10		
	1a	1b	2a	2b	3a	3b	4a	4b	5a	5b					6	
<b>GEOGRAPHIC AREAS</b>																
The State .....	X	X	X	X	X	X								X	X	X
SCSA's in the State .....								X	X							
SMSA's in the State .....																
Area of the State not in any SMSA .....										X	X					
Counties in the State .....											<sup>1</sup> X		X	X		
Places in the State .....												<sup>1</sup> X	<sup>2</sup> X			<sup>2</sup> X
<b>DATA ITEMS<sup>3</sup></b>																
Establishments .....	X	X		X				X	X	X	X	X	X	X		
Receipts .....	X		X					X		X		X	X	X		
Revenue .....		X							X		X					
Expenses .....				X												
Annual payroll .....	X	X	X	X				X	X	X	X	X	X	X	X	
First quarter payroll .....	X	X						X	X	X	X	X	X	X		
Paid employees for pay period including March 12 .....	X	X						X	X	X	X	X	X	X		
1977 to 1982 comparative statistics (receipts, payroll) .....			X													
1977 to 1982 comparative statistics (expenses, payroll) .....				X												
Receipts per establishment .....					X											
Revenue per establishment .....						X										
Expenses per establishment .....						X										
Receipts per employee .....					X											
Revenue per employee .....						X										
Expenses per employee .....						X										
Annual payroll per employee .....					X	X										
Employees per establishment .....					X	X										
Counties ranked by volume of receipts .....															X	
Places ranked by volume of receipts .....																<sup>2</sup> X

<sup>1</sup>Includes areas with 300 or more service establishments of firms subject to Federal income tax.

<sup>2</sup>Includes places with 2,500 inhabitants or more, according to the 1980 Census of Population.

<sup>3</sup>See Explanation of Terms, appendix A.

# Users' Guide for Locating Statistics in the 1982 Census of Service Industries Reports

Report and geographic area	Information shown in reports by kind of business or industry category									
	Number of establishments	Receipts/Revenue (\$1,000)	Payroll (\$1,000)	Number of employees	Selected ratios	Receipts size and employment size of establishments and firms	Concentration ratio of largest firms	Single units and multi-units	Legal form of organization	Selected topics
<b>GEOGRAPHIC AREA SERIES</b>										
United States . . . . .	X	X	X	X	X					
State . . . . .	X	X	X	X	X					X
SCSA . . . . .	X	X	X	X	X					
SMSA . . . . .	X	X	X	X	X					
County . . . . .	X	X	X	X	X					
Place . . . . .	X	X	X	X	X					
<b>ESTABLISHMENT AND FIRM SIZE (INCLUDING LEGAL FORM OF ORGANIZATION)</b>										
United States . . . . .	X	X	X	X		X	X	X	X	
<b>CAPITAL EXPENDITURES, DEPRECIABLE ASSETS, AND OPERATING EXPENSES</b>										
United States . . . . .		X	X						X	X
<b>HOTELS, MOTELS, AND OTHER LODGING PLACES</b>										
United States . . . . .	X	X	X	X						X
State . . . . .	X	X	X	X						
SMSA . . . . .	X	X								X
<b>MOTION PICTURE INDUSTRY</b>										
United States . . . . .	X	X	X	X						X
State . . . . .	X	X	X	X						
SMSA . . . . .	X	X								X
<b>MISCELLANEOUS SUBJECTS</b>										
United States . . . . .	X	X	X	X						X
State . . . . .	X	X	X	X						X
SMSA . . . . .	X	X	X	X						X

# Georgia

## CONTENTS

[Page numbers listed here omit the prefix that appears as part of the number of each page]

---

	Page
Introduction . . . . .	III
Users' Guide for Locating Statistics in This Report by Table Number . . . . .	VII
Users' Guide for Locating Statistics in the 1982 Census of Service Industries Reports . . . . .	VIII
Summary of Findings . . . . .	2

---

### TABLES

1a. Summary Statistics for Firms Subject to Federal Income Tax for the State: 1982 . . . . .	3
1b. Summary Statistics for Firms Exempt From Federal Income Tax for the State: 1982 . . . . .	6
2a. Comparative Statistics for Firms Subject to Federal Income Tax for the State: 1982 and 1977 . . . . .	7
2b. Comparative Statistics for Firms Exempt From Federal Income Tax for the State: 1982 and 1977 . . . . .	10
3a. Selected Ratios for Firms Subject to Federal Income Tax for the State: 1982 . . . . .	10
3b. Selected Ratios for Firms Exempt From Federal Income Tax for the State: 1982 . . . . .	13
4a. Summary Statistics for Firms Subject to Federal Income Tax for Standard Metropolitan Statistical Areas: 1982 . . . . .	13
4b. Summary Statistics for Firms Exempt From Federal Income Tax for Standard Metropolitan Statistical Areas: 1982 . . . . .	25
5a. Summary Statistics for Firms Subject to Federal Income Tax for the Area Outside Standard Metropolitan Statistical Areas: 1982 . . . . .	29
5b. Summary Statistics for Firms Exempt From Federal Income Tax for the Area Outside Standard Metropolitan Statistical Areas: 1982 . . . . .	32
6. Summary Statistics for Firms Subject to Federal Income Tax for Counties With 300 Establishments or More: 1982 . . . . .	33
7. Summary Statistics for Firms Subject to Federal Income Tax for Places With 300 Establishments or More: 1982 . . . . .	53
8. Summary Statistics for Firms Subject to Federal Income Tax for Counties and for Places With 2,500 Inhabitants or More: 1982 . . . . .	67
9. Counties Ranked by Volume of Receipts of Firms Subject to Federal Income Tax: 1982 . . . . .	76
10. Places With 2,500 Inhabitants or More Ranked by Volume of Receipts of Firms Subject to Federal Income Tax: 1982 . . . . .	77

---

### APPENDIXES

A. General Explanation . . . . .	A-1
B. General Questions . . . . .	B-1
C. Kind-of-Business Titles and Reporting-Form Numbers . . . . .	C-1
D. Standard Metropolitan Statistical Areas . . . . .	D-1
E. Percent of Receipts/Revenue Based on Administrative Records and Estimation for the State: 1982 . . . . .	E-1
F. Geographic Notes . . . . .	F-1

---

Publication Program . . . . . Inside back cover

# SUMMARY OF FINDINGS

## FIRMS SUBJECT TO FEDERAL INCOME TAX

Data from the 1982 Census of Service Industries show that Georgia's 28,224 service industries establishments of firms with payroll that were subject to Federal income tax had receipts totaling \$8.8 billion and payroll of \$3.2 billion.

For establishments with payroll, receipts of offices of physicians totaled \$1.2 billion, compared to \$630 million in 1977. Other leading service kinds of business in 1982 were hotels, motor hotels, and motels with receipts of \$755 million; legal services with \$608 million in receipts; and engineering, architectural, and surveying services, \$582 million.

Receipts per establishment averaged \$312 thousand in 1982. Data processing services averaged \$1.5 million per establishment; industrial launderers, \$1.3 million; automotive rental and leasing services, without drivers, \$1.2 million; and computer programming and other software services also with \$1.2 million.

Receipts per employee averaged \$36 thousand in 1982. Automotive rental and leasing services, without drivers had receipts per employee of \$106 thousand, which contrasts sharply with the \$11 thousand per employee average for child day care services.

There were 242,830 paid employees (full- and part-time) working in service industries in the State as of

mid-March 1982. Hotels, motor hotels, and motels had 27,136 employees; offices of physicians, 20,412 employees; and nursing and personal care facilities, 17,414.

Fulton County led all counties in the State, accounting for 35 percent of the State total for service industries receipts. Atlanta had the largest receipts among the places in the State, with 27 percent of the State total.

## ORGANIZATIONS EXEMPT FROM FEDERAL INCOME TAX

Data from the census show that Georgia's 2,659 service industries establishments of firms and other organizations with payroll that were exempt from Federal income tax had revenue totaling \$842 million, expenses of \$716 million, and payroll of \$294 million in 1982.

For establishments in the tax-exempt category, business associations had revenue of \$108 million. Other leading classifications were individual and family social services with revenue of \$81 million; and civic, social, and fraternal associations, \$77 million.

There were 29,180 paid employees (full- and part-time) working in establishments of organizations exempt from Federal income tax as of mid-March 1982. Civic, social, and fraternal associations had 3,647 employees; individual and family social services, 2,981; and child day care services, 2,619.

**Table 1a. Summary Statistics for Firms Subject to Federal Income Tax for the State: 1982**

[For meaning of abbreviations and symbols, see introductory text. For explanation of terms and comparability of 1977 and 1982 censuses, see appendix A.]

SIC code	Kind of business or operation	All establishments				Establishments with payroll				Paid employees for pay period including March 12 (number)
		Number	Receipts (\$1,000)	Unincorporated businesses or operations		Number	Receipts (\$1,000)	Annual payroll (\$1,000)	First quarter payroll (\$1,000)	
				Individual proprietorships (number)	Partnerships (number)					
	<b>Total.....</b>	††	††	††	††	28 224	8 794 695	3 230 879	774 604	242 830
70	<b>Hotels, motels, and other lodging places .....</b>	††	††	††	††	810	763 380	213 349	49 926	27 358
7011	Hotels, motor hotels, and motels .....	††	††	††	††	734	755 382	211 837	49 593	27 136
7011 pt.	Hotels .....	††	††	††	††	202	430 761	129 284	30 249	14 625
7011 pt.	Hotels, 25 guestrooms or more .....	††	††	††	††	162	427 478	128 677	30 098	14 501
7011 pt.	Hotels, less than 25 guestrooms .....	††	††	††	††	40	3 283	607	151	124
7011 pt.	Hotels, motor hotels, and tourist courts .....	††	††	††	††	532	324 621	82 553	19 344	12 511
7011 pt.	Hotels, tourist courts .....	††	††	††	††	486	230 814	52 205	11 966	8 418
7011 pt.	Motor hotels .....	††	††	††	††	46	93 807	30 348	7 378	4 093
702, 3, 4	Other lodging places .....	††	††	††	††	76	7 998	1 512	333	222
703	Trailing parks and camps .....	††	††	††	††	52	6 069	975	194	121
7032	Sporting and recreational camps .....	††	††	††	††	25	1 738	324	49	48
7033	Trailing parks and camp sites for transients .....	††	††	††	††	27	4 281	651	145	73
702, 4	Rooming, boarding, and membership lodging .....	††	††	††	††	24	1 929	537	139	101
702	Rooming and boarding houses .....	††	††	††	††	18	1 009	356	87	63
704	Organization hotels and lodging houses, on membership basis .....	††	††	††	††	6	920	181	52	38
72	<b>Personal services .....</b>	††	††	††	††	3 894	494 835	170 631	41 121	23 092
721	Laundry, cleaning, and garment services .....	††	††	††	††	1 201	216 913	76 522	17 952	9 793
7215	Coin-operated laundries and dry cleaning .....	††	††	††	††	275	22 557	4 831	1 070	801
7215 pt.	Coin-operated laundries and dry-cleaning stores .....	††	††	††	††	261	17 087	3 784	852	706
7215 pt.	Coin-operated laundry machine routes .....	††	††	††	††	14	5 490	1 047	218	95
721 ex.	Other laundry, cleaning, and garment services .....	††	††	††	††	926	194 356	71 691	16 882	8 992
7215	Power laundries, family and commercial* .....	††	††	††	††	69	11 922	5 321	1 250	896
7216	Dry-cleaning plants, except rug cleaning* .....	††	††	††	††	617	82 628	30 640	7 189	4 426
Other 721	Laundry and cleaning services, n.e.c.* .....	††	††	††	††	240	99 806	35 730	8 443	3 670
7212	Garment pressing and agents for laundries and dry cleaners .....	††	††	††	††	49	4 104	1 264	252	167
7213	Linen supply* .....	††	††	††	††	34	36 880	14 807	3 548	1 408
7217	Carpet and upholstery cleaning .....	††	††	††	††	77	10 865	3 866	896	597
7218	Industrial laundries* .....	††	††	††	††	35	43 776	14 305	3 443	1 306
7214, 9	Other laundry, garment services, including diaper* .....	††	††	††	††	45	4 181	1 488	304	192
7219	Diaper services* .....	††	††	††	††	2	(D)	(D)	(D)	(D)
7219	Laundry and garment services, n.e.c. .....	††	††	††	††	43	(D)	(D)	(D)	(D)
722	Photographic studios, portrait .....	††	††	††	††	164	28 581	6 533	1 646	1 106
723, 4	Beauty and barber shops .....	††	††	††	††	1 628	94 070	44 728	10 446	5 805
723	Beauty shops .....	††	††	††	††	1 475	86 746	41 006	9 564	5 349
724	Barber shops .....	††	††	††	††	153	7 324	3 722	882	456
725	Shoe repair, shoe shine, and hal-cleaning shops .....	††	††	††	††	62	3 872	1 158	262	153
726	Funeral service and crematories .....	††	††	††	††	383	86 675	21 701	5 206	2 039
729	Miscellaneous personal services .....	††	††	††	††	456	64 724	19 989	5 609	4 196
729 pt.	Reducing salons and health clubs, except resorts .....	††	††	††	††	98	15 595	5 969	1 436	987
729 pt.	Tax preparation services .....	††	††	††	††	144	13 650	4 310	1 758	1 594
729 pt.	Other personal services, n.e.c. .....	††	††	††	††	214	35 479	9 710	2 415	1 615
73	<b>Business services .....</b>	††	††	††	††	4 836	2 331 640	880 807	211 546	67 945
731	Advertising .....	††	††	††	††	331	182 787	64 575	16 312	3 039
7311	Advertising agencies .....	††	††	††	††	221	122 939	47 364	12 154	2 010
7312	Outdoor advertising services .....	††	††	††	††	28	31 418	6 622	1 628	459
7313	Radio, TV, publishers' advertising representatives .....	††	††	††	††	50	18 664	7 285	1 748	253
7319	Advertising, n.e.c. .....	††	††	††	††	32	9 796	3 304	782	317
734	Services to dwellings and other buildings .....	††	††	††	††	838	255 717	113 344	26 556	16 863
7341	Window cleaning .....	††	††	††	††	11	998	264	60	32
7342	Disinfecting and exterminating services .....	††	††	††	††	279	64 437	26 583	6 157	2 171
7349	Cleaning and maintenance services, n.e.c. .....	††	††	††	††	548	190 282	86 497	20 339	14 660
737	Computer and data processing services .....	††	††	††	††	459	595 253	195 520	47 842	8 870
7372	Computer programming and other software services .....	††	††	††	††	205	250 730	87 395	21 594	3 271
7374	Data processing services .....	††	††	††	††	153	222 069	72 004	18 019	4 218
7374 pt.	Data processing services, except facilities management .....	††	††	††	††	151	(D)	(D)	(D)	(D)
7374 pt.	Computer facilities management .....	††	††	††	††	2	(D)	(D)	(D)	(D)
7379	Computer related services, n.e.c. .....	††	††	††	††	101	122 454	36 121	8 229	1 381
7392	Management, consulting, and public relations services .....	††	††	††	††	865	334 991	138 330	33 061	6 755
7392 pt.	Management and administrative services .....	††	††	††	††	174	77 500	32 497	7 869	2 054
7392 pt.	Public relations services .....	††	††	††	††	69	15 828	6 722	1 489	445
7392 pt.	Management consulting services .....	††	††	††	††	355	154 125	70 506	16 751	2 651
7392 pt.	Economic and sociological research .....	††	††	††	††	118	46 083	10 859	2 533	631
7392 pt.	Consulting services, n.e.c. .....	††	††	††	††	149	41 455	17 746	4 419	774
7394	Equipment rental and leasing services .....	††	††	††	††	368	176 892	36 844	8 677	2 502
7394 pt.	Equipment rental .....	††	††	††	††	259	109 023	25 605	5 780	1 705
7394 pt.	Equipment leasing, except finance leasing .....	††	††	††	††	47	36 511	6 240	1 580	336
7394 pt.	Leasing and rental of heavy construction equipment without operators .....	††	††	††	††	42	19 489	2 310	666	254
7394 pt.	Rental of heavy construction equipment with operators .....	††	††	††	††	20	11 769	2 689	651	207

**Table 1a. Summary Statistics for Firms Subject to Federal Income Tax for the State: 1982—Con.**

[For meaning of abbreviations and symbols, see introductory text. For explanation of terms and comparability of 1977 and 1982 censuses, see appendix A]

SIC code	Kind of business or operation	All establishments				Establishments with payroll				
		Number	Receipts (\$1,000)	Unincorporated businesses or operations		Number	Receipts (\$1,000)	Annual payroll (\$1,000)	First quarter payroll (\$1,000)	Paid employees for pay period including March 12 (number)
				Individual proprietorships (number)	Partnerships (number)					
73	<b>Business services—Con.</b>									
Other 73	Other business services .....	††	††	††	††	1 975	786 000	332 194	79 098	29 916
732	Credit reporting, collection agencies .....	..	..	..	..	190	68 311	21 631	5 354	1 697
732 pt.	Adjustment and collection agencies .....	..	..	..	..	129	39 923	14 868	3 592	1 168
732 pt.	Mercantile reporting agencies .....	..	..	..	..	5	(D)	(D)	(D)	(D)
732 pt.	Consumer credit reporting agencies .....	..	..	..	..	56	(D)	(D)	(D)	(D)
7331	Direct mail advertising services .....	..	..	..	..	35	26 091	7 314	1 774	570
7332	Blueprinting and photocopying services .....	..	..	..	..	61	19 595	5 567	1 257	409
7333	Commercial photography, art, and graphics .....	..	..	..	..	191	52 486	18 888	4 341	921
7333 pt.	Commercial photography .....	..	..	..	..	59	10 364	3 397	806	185
7333 pt.	Commercial art .....	..	..	..	..	45	7 945	3 215	762	161
7333 pt.	Graphic arts and related design and commercial photography, n.e.c. ....	..	..	..	..	87	33 577	12 276	2 773	559
7339	Stenographic services; and reproduction services, n.e.c. ....	..	..	..	..	127	16 182	7 008	1 570	586
736	Personnel supply services .....	..	..	..	..	392	180 944	110 672	25 577	10 765
7361	Employment agencies .....	..	..	..	..	231	37 167	17 698	4 363	1 351
7362	Help supply services .....	..	..	..	..	152	104 584	76 329	16 668	8 476
7362 pt.	Office help supply services .....	..	..	..	..	93	55 844	40 570	9 495	5 406
7362 pt.	Help supply, except office workers .....	..	..	..	..	59	48 840	36 059	9 173	3 070
7369	Facilities management services .....	..	..	..	..	9	39 093	16 345	2 546	938
7391	Research and development laboratories .....	..	..	..	..	24	11 367	4 180	924	250
7397	Testing laboratories and facilities .....	..	..	..	..	38	11 964	5 120	1 236	309
7393	Detective agencies and protective services .....	..	..	..	..	204	109 645	61 932	15 219	7 272
7393 pt.	Detective agencies and guard services .....	..	..	..	..	15	69 715	47 565	11 731	6 386
7393 pt.	Armored car services .....	..	..	..	..	16	7 637	3 253	768	290
7393 pt.	Burglar and fire alarm systems .....	..	..	..	..	33	32 290	10 794	2 720	596
7395	Photofinishing laboratories* .....	..	..	..	..	72	68 752	22 465	5 807	1 711
7399 pt.	Sign painting shops .....	..	..	..	..	34	4 303	1 426	307	124
7399 pt.	Interior designing .....	..	..	..	..	106	26 071	6 718	1 504	545
7399 pt.	Telephone answering services .....	..	..	..	..	73	10 969	5 142	1 197	709
735, 7396, 7399 pt.	Other business services, n.e.c. ....	..	..	..	..	428	179 320	54 131	13 031	4 048
735	News syndicates .....	..	..	..	..	4	13 122	4 585	1 047	153
7396	Trading stamp services (sales offices) .....	..	..	..	..	3	(D)	(D)	(D)	(D)
7399 pt.	Water softening services .....	..	..	..	..	13	4 268	797	196	70
7399 pt.	Packaging and labeling services .....	..	..	..	..	15	29 061	4 429	962	367
7399 pt.	Miscellaneous business services, n.e.c. ....	..	..	..	..	393	(D)	(D)	(D)	(D)
75	<b>Automotive repair, services, and garages</b>	††	††	††	††	2 825	766 191	163 199	38 105	13 869
751	Automotive rental and leasing, without drivers .....	..	..	..	..	239	297 816	40 044	9 864	2 815
7512 pt.	Passenger car rental, without drivers .....	..	..	..	..	68	70 358	11 272	2 575	910
7512 pt.	Passenger car leasing, except finance leasing .....	..	..	..	..	28	53 832	2 734	702	158
7513 pt.	Truck rental, without drivers .....	..	..	..	..	41	28 848	3 471	955	356
7513 pt.	Truck leasing, except finance leasing .....	..	..	..	..	93	144 291	22 463	5 603	1 372
7519	Utility trailer and recreational vehicle rental .....	..	..	..	..	9	487	104	29	19
752	Automobile parking .....	..	..	..	..	196	31 060	5 184	1 262	829
7521	Parking lots .....	..	..	..	..	149	20 569	2 729	617	465
7525	Parking structures .....	..	..	..	..	47	10 491	2 455	645	364
753	Automotive repair shops .....	††	††	††	††	2 182	405 254	107 976	24 578	8 868
7538	General automotive repair shops .....	††	††	††	††	366	143 916	38 702	8 825	3 285
7538 pt.	General automotive repair shops, except diesel .....	..	..	..	..	886	123 166	32 646	7 406	2 838
7538 pt.	Diesel repair shops .....	..	..	..	..	80	20 750	5 856	1 419	447
7531	Top and body repair shops .....	††	††	††	††	537	113 019	28 996	6 559	2 206
7534, 5, 9	Other automotive repair shops .....	††	††	††	††	679	148 319	40 278	9 194	3 377
7534	Retreading and repair shops .....	..	..	..	..	73	34 864	7 148	1 625	669
7535	Paint shops .....	..	..	..	..	83	16 467	5 280	1 202	483
7539 pt.	Auto electrical and fuel system services .....	..	..	..	..	79	11 723	3 232	739	292
7539 pt.	Radiator repair .....	..	..	..	..	65	7 502	1 851	405	175
7539 pt.	Glass replacement and repair .....	..	..	..	..	46	10 431	2 587	605	232
7539 pt.	Brake, front end, and wheel alignment .....	..	..	..	..	95	18 535	5 792	1 333	427
7539 pt.	Exhaust system services (muffler shops) .....	..	..	..	..	2	9 305	2 201	501	175
7539 pt.	Transmission repair shops .....	..	..	..	..	149	25 814	7 724	1 760	625
7539 pt.	Other automotive repair shops, n.e.c. ....	..	..	..	..	41	13 078	4 440	1 024	299
754	Automotive services, except repair .....	††	††	††	††	208	32 061	9 995	2 401	1 357
7542	Car washes .....	..	..	..	..	142	21 064	6 043	1 510	1 019
7549	Other automotive services .....	..	..	..	..	66	10 997	3 952	891	338
78	<b>Miscellaneous repair services</b>	††	††	††	††	1 335	305 942	103 563	23 895	6 967
762	Electrical and electronic repair shops .....	††	††	††	††	436	89 829	29 071	6 486	1 982
7622	Radio and TV repair shops .....	..	..	..	..	186	29 310	9 042	1 631	569
7623, 9	Other electrical and electronic repair shops .....	..	..	..	..	250	60 519	21 027	4 705	1 293
7623	Refrigeration and air-conditioning repair shops .....	..	..	..	..	90	28 679	10 098	2 243	568
7629	Electrical and electronic repair shops, n.e.c. ....	..	..	..	..	160	31 840	10 929	2 462	725
764	Reupholstery and furniture repair .....	††	††	††	††	172	15 069	4 843	1 138	540
763, 9	Other repair shops and related services .....	††	††	††	††	727	201 044	69 649	16 271	4 445
763	Watch, clock, and jewelry repair .....	..	..	..	..	49	9 317	3 042	1 031	323
769	Miscellaneous repair and related services .....	..	..	..	..	678	192 537	66 437	15 590	4 222
7692	Welding repair .....	..	..	..	..	113	21 650	7 316	1 714	558
7694	Armature rewinding shops .....	..	..	..	..	81	67 782	19 570	4 917	1 090
7699	Repair shops and related services, n.e.c. ....	..	..	..	..	48	103 105	39 551	8 959	2 574
7699 pt.	Farm machinery and equipment repair shops .....	..	..	..	..	17	2 767	864	166	66
7699 pt.	Lawnmower, saw, knife, tool sharpening and repair .....	..	..	..	..	49	7 144	1 999	451	182
7699 pt.	Sewer and septic tank cleaning services .....	..	..	..	..	32	4 907	2 183	489	205
7699 pt.	Other repair and related services, n.e.c. ....	..	..	..	..	386	88 287	34 685	7 853	2 121



Table 1a. **Summary Statistics for Firms Subject to Federal Income Tax for the State: 1982—Con.**

[For meaning of abbreviations and symbols, see introductory text. For explanation of terms and comparability of 1977 and 1982 censuses, see appendix A]

SIC code	Kind of business or operation	All establishments				Establishments with payroll				Paid employees for pay period including March 12 (number)
		Number	Receipts (\$1,000)	Unincorporated businesses or operations		Number	Receipts (\$1,000)	Annual payroll (\$1,000)	First quarter payroll (\$1,000)	
				Individual proprietorships (number)	Partnerships (number)					
78, 79	Amusement and recreation services, including motion pictures...	††	††	††	††	1 184	396 254	92 221	21 367	11 134
781, 2	Motion picture production, distribution, and services	††	††	††	††	89	88 393	8 630	2 190	506
7813	Motion picture production, except for TV	††	††	††	††	17	4 677	1 323	397	88
7814	Motion picture, tape production for TV	††	††	††	††	19	4 384	1 081	302	49
7819	Services allied to motion picture production	††	††	††	††	19	6 818	1 343	303	78
7823	Motion picture film exchanges	††	††	††	††	25	58 012	3 051	772	137
7824	Film or tape distribution for TV	††	††	††	††	3	13 063	1 204	236	31
7829	Services allied to motion picture distribution	††	††	††	††	6	1 639	628	180	73
783	Motion picture theaters	††	††	††	††	196	67 951	10 027	2 284	2 090
7832	Motion picture theaters, except drive-in	††	††	††	††	152	64 489	9 183	2 087	1 861
7833	Drive-in motion picture theaters	††	††	††	††	44	3 462	844	197	229
792	Producers, orchestras, and entertainers	††	††	††	††	67	18 626	3 802	1 000	428
7922	Theatrical producers (except motion picture) and miscellaneous theatrical services	††	††	††	††	31	13 601	2 618	707	227
7922 pt.	Producers of live theatrical productions	††	††	††	††	8	7 394	1 269	372	120
7922 pt.	Producers of radio and TV shows, except tape	††	††	††	††	3	351	112	33	10
7922 pt.	Artists' and entertainers' managers or agents, concert bureaus, booking agents	††	††	††	††	15	3 550	694	175	49
7929	Other theatrical services	††	††	††	††	5	2 306	543	127	48
7929 pt.	Bands, orchestras, actors, and other entertainers and entertainment groups	††	††	††	††	36	5 025	1 184	293	201
7929 pt.	Dance groups and artists	††	††	††	††	-	(D)	-	-	-
7929 pt.	Symphonic orchestras, opera companies, and chamber music organizations	††	††	††	††	1	(D)	(D)	(D)	(D)
7929 pt.	Other music and entertainment presentations	††	††	††	††	35	(D)	(D)	(D)	(D)
793	Bowling alleys and billiards and pool establishments	††	††	††	††	90	23 057	5 921	1 504	1 077
7932	Billiard and pool establishments	††	††	††	††	32	9 915	383	83	79
7933	Bowling alleys	††	††	††	††	58	21 142	5 538	1 411	998
79 ex. 792, 3	Commercial sports and other amusement and recreation services	††	††	††	††	742	198 227	63 841	14 389	7 033
794	Commercial sports	††	††	††	††	26	31 067	18 200	4 645	424
7941	Professional sports clubs, managers, promoters	††	††	††	††	10	26 732	17 512	4 493	358
7941 pt.	Baseball clubs	††	††	††	††	3	(D)	(D)	(D)	(D)
7941 pt.	Football clubs	††	††	††	††	1	(D)	(D)	(D)	(D)
7941 pt.	Other professional sports clubs	††	††	††	††	1	(D)	(D)	(D)	(D)
7941 pt.	Managers and promoters	††	††	††	††	5	(D)	(D)	(D)	(D)
7948	Racing, including track operation	††	††	††	††	16	4 335	698	152	66
7948 pt.	Auto race track operation	††	††	††	††	6	2 484	240	46	24
7948 pt.	Horse race track operation	††	††	††	††	-	-	-	-	-
7948 pt.	Dog race track operation	††	††	††	††	-	-	-	-	-
7948 pt.	Racing stables and racing, n.e.c.	††	††	††	††	10	1 851	448	106	42
79 ex. 792, 3, 4	Other amusement and recreation services	††	††	††	††	716	167 160	45 641	9 744	6 609
791	Dance halls, studios, and schools	††	††	††	††	102	6 122	1 873	514	502
791 pt.	Public dance halls or ballrooms	††	††	††	††	5	293	57	22	25
791 pt.	Dance schools, including children's and professionals'	††	††	††	††	97	5 829	1 816	492	477
7992	Public golf courses	††	††	††	††	25	(D)	(D)	(D)	(D)
7993	Coin-operated amusement device operators	††	††	††	††	157	34 328	6 453	1 445	696
7996	Amusement parks	††	††	††	††	11	(D)	(D)	(D)	(D)
7997	Membership sports and recreation clubs	††	††	††	††	153	45 965	15 044	3 445	1 705
7999	Amusement and recreation services, n.e.c.	††	††	††	††	268	36 402	9 478	2 333	1 634
7999 pt.	Concession operators of amusement devices, rides	††	††	††	††	18	876	200	44	40
7999 pt.	Carnivals, circuses, and fairs	††	††	††	††	4	(D)	(D)	(D)	(D)
7999 pt.	Carnivals and circuses	††	††	††	††	2	(D)	(D)	(D)	(D)
7999 pt.	Fairs	††	††	††	††	2	(D)	(D)	(D)	(D)
7999 pt.	Other commercial recreation and amusements	††	††	††	††	246	(D)	(D)	(D)	(D)
7999 pt.	Commercial museums, art galleries, and botanical and zoological gardens	††	††	††	††	4	(D)	(D)	(D)	(D)
7999 pt.	Roller skating rinks	††	††	††	††	58	10 535	2 675	792	663
7999 pt.	Ice skating rinks	††	††	††	††	2	(D)	(D)	(D)	(D)
7999 pt.	Other amusement and recreation services, n.e.c.	††	††	††	††	182	23 427	6 217	1 437	894
80, ex. 806	Health services, except hospitals	††	††	††	††	7 540	2 093 694	951 860	232 886	53 507
801	Offices of physicians	††	††	††	††	3 953	1 224 469	595 258	148 549	20 412
802	Offices of dentists	††	††	††	††	1 860	325 447	125 565	29 937	8 415
803	Offices of osteopathic physicians	††	††	††	††	76	11 507	5 469	1 221	273
8041	Offices of chiropractors	††	††	††	††	320	33 440	7 846	1 685	726
8042	Offices of optometrists	††	††	††	††	292	40 655	11 398	2 621	898
805	Nursing and personal care facilities	††	††	††	††	290	262 643	127 871	30 191	17 414
8051	Skilled nursing care facilities	††	††	††	††	175	167 878	83 374	19 514	11 624
8059	Nursing and personal care facilities, n.e.c.	††	††	††	††	105	94 765	44 497	10 677	5 790
8049, 807, 8, 9	Other health services	††	††	††	††	759	195 523	78 453	18 682	5 369
807	Medical and dental laboratories	††	††	††	††	292	98 535	39 488	9 658	2 746
8071	Medical laboratories	††	††	††	††	90	58 755	21 840	5 643	1 473
8072	Dental laboratories	††	††	††	††	202	39 780	17 648	4 015	1 273
8049, 807, 8, 9	Other health services, n.e.c.	††	††	††	††	467	96 998	36 965	9 024	2 623
8049	Offices of health practitioners, n.e.c.	††	††	††	††	260	30 566	13 422	3 179	836
808	Outpatient care facilities	††	††	††	††	123	47 434	17 527	3 820	1 032
809	Health and allied services, n.e.c.	††	††	††	††	84	18 998	6 016	1 125	755
81	Legal services	††	††	††	††	2 526	608 021	200 431	47 123	10 625

**Table 1a. Summary Statistics for Firms Subject to Federal Income Tax for the State: 1982—Con.**

[For meaning of abbreviations and symbols, see introductory text. For explanation of terms and comparability of 1977 and 1982 censuses, see appendix A]

SIC code	Kind of business or operation	All establishments				Establishments with payroll				Paid employees for pay period including March 12 (number)
		Number	Receipts (\$1,000)	Unincorporated businesses or operations		Number	Receipts (\$1,000)	Annual payroll (\$1,000)	First quarter payroll (\$1,000)	
				Individual proprietorships (number)	Partnerships (number)					
823, 4, 9	<b>Selected educational services</b> .....	††	††	††	††	140	46 714	15 489	3 763	1 385
823	Libraries and information centers.....	..	..	..	..	2	(D)	(D)	(D)	(D)
824	Correspondence schools and vocational schools.....	..	..	..	..	43	27 324	8 947	2 270	699
8241	Correspondence schools.....	..	..	..	..	2	(D)	(D)	(D)	(D)
8243	Data processing schools.....	..	..	..	..	2	(D)	(D)	(D)	(D)
8244	Business and secretarial schools.....	..	..	..	..	10	(D)	(D)	(D)	(D)
8249	Vocational schools, except vocational high schools, n.e.c.....	..	..	..	..	29	18 011	6 803	1 686	450
825	Schools and educational services, n.e.c.....	..	..	..	..	95	(D)	(D)	(D)	(D)
891	<b>Engineering, architectural, and surveying services</b> .....	††	††	††	††	1 025	582 432	272 728	64 672	12 004
891 pt.	Architectural services.....	..	..	..	..	310	147 560	59 834	13 957	2 573
891 pt.	Engineering services.....	..	..	..	..	482	402 295	195 780	47 307	8 205
891 pt.	Surveying services.....	..	..	..	..	233	32 577	17 114	3 408	1 226
893	<b>Accounting, auditing, and bookkeeping services</b> .....	††	††	††	††	1 160	283 230	116 363	28 419	7 364
83, 892, 9	<b>Social and other services</b> .....	††	††	††	††	949	122 372	50 238	11 781	7 580
83	Social services.....	..	..	..	..	886	107 257	45 620	10 652	7 238
835	Child day care services.....	..	..	..	..	753	64 868	28 663	6 628	5 723
832, 3, 6, 9	Other social services.....	..	..	..	..	133	42 389	16 957	4 024	1 515
832	Individual and family social services.....	..	..	..	..	45	4 640	1 560	344	183
833	Job training and vocational rehabilitation services.....	..	..	..	..	23	25 727	10 773	2 743	850
836	Residential care.....	..	..	..	..	37	7 551	3 115	749	414
839	Social services, n.e.c.....	..	..	..	..	28	4 471	1 509	188	68
892, 9	Other services.....	..	..	..	..	63	15 115	4 618	1 129	342
892	Noncommercial educational, scientific, and research organizations.....	..	..	..	..	5	1 113	481	119	21
899	Services, n.e.c.....	..	..	..	..	49	14 002	4 137	1 010	321

**Table 1b. Summary Statistics for Firms Exempt From Federal Income Tax for the State: 1982**

[Includes only establishments with payroll. For meaning of abbreviations and symbols, see introductory text. For explanation of terms and comparability of 1977 and 1982 censuses, see appendix A]

SIC code	Kind of business or operation	Establishments (number)	Revenue (\$1,000)	Annual payroll (\$1,000)	First quarter payroll (\$1,000)	Paid employees for pay period including March 12 (number)
	<b>Total</b> .....	2 659	842 171	294 178	68 509	29 180
7011 pt., 7032, 704	<b>Hotels, camps, and membership lodging</b> .....	65	10 072	2 427	548	353
7011 pt.	Hotels.....	6	1 452	669	150	87
7032	Sporting and recreational camps.....	10	2 512	632	112	64
704	Organization hotels and lodging houses, on membership basis.....	49	6 108	1 126	286	202
7391, 2, 7	<b>Research, testing, and consulting services</b> .....	20	12 243	2 611	635	152
7391	Research and development laboratories.....	2	(D)	(D)	(D)	(D)
7392	Management, consulting, and public relations services.....	14	(D)	(D)	(D)	(D)
7397	Testing laboratories and facilities.....	4	(D)	(D)	(D)	(D)
792, 7997, 7999 pt., 84	<b>Selected amusement, recreation, and related services</b> .....	205	79 761	30 552	6 351	3 251
792	Producers, orchestras, and entertainers.....	27	11 446	4 127	796	392
7922	Theatrical producers (except motion picture) and miscellaneous theatrical services.....	11	7 475	2 813	480	147
7929	Bands, orchestras, actors, and other entertainers and entertainment groups.....	16	3 971	1 314	316	245
7999 pt., 84	Museums, art galleries, and botanical and zoological gardens.....	37	10 097	3 593	821	358
7999 pt.	Commercial museums, art galleries, and botanical and zoological gardens.....	7	4 175	2 188	486	194
84	Noncommercial museums, art galleries, and botanical and zoological gardens.....	30	5 922	1 405	335	164
8411	Noncommercial museums and art galleries.....	27	4 933	1 101	267	139
8421	Noncommercial arboreta, botanical and zoological gardens.....	3	929	304	68	25
7997	Membership sports and recreation clubs.....	134	55 837	22 506	4 697	2 479
7999 pt.	Fairs.....	7	2 381	326	37	22
805, 8, 9	<b>Selected health services</b> .....	158	109 606	51 399	12 192	4 630
805	Nursing and personal care facilities.....	24	36 385	19 568	4 599	2 244
8051	Skilled nursing care facilities.....	16	29 516	15 580	3 578	1 787
8059	Nursing and personal care facilities, n.e.c.....	8	6 869	3 988	1 021	457
808	Outpatient care facilities.....	77	49 574	20 451	4 781	1 449
809	Health and allied services, n.e.c.....	57	23 647	11 400	2 812	937
81	Legal aid societies and similar legal services.....	30	10 296	5 811	1 404	362

**Table 1b. Summary Statistics for Firms Exempt From Federal Income Tax for the State: 1982—Con.**

[Includes only establishments with payroll. For meaning of abbreviations and symbols, see introductory text. For explanation of terms and comparability of 1977 and 1982 censuses, see appendix A]

SIC code	Kind of business or operation	Establishments (number)	Revenue (\$1,000)	Annual payroll (\$1,000)	First quarter payroll (\$1,000)	Paid employees for pay period including March 12 (number)
823, 4, 9	<b>Selected educational services</b> .....	79	18 094	7 188	1 759	729
823	Libraries and information centers .....	13	737	366	92	58
824	Correspondence schools and vocational schools .....	14	1 722	734	175	79
8241, 9	Correspondence and vocational schools, except vocational high schools, n.e.c. ....	14	1 722	734	175	79
8243, 4	Data processing, business, and secretarial schools .....	-	-	-	-	-
829	Schools and educational services, n.e.c. ....	52	15 635	6 088	1 492	592
83	<b>Social services</b> .....	889	311 699	104 119	24 820	12 060
835	Child day care services .....	218	31 767	18 009	4 304	2 619
832, 3, 6, 9	<b>Other social services</b> .....	671	279 932	86 110	20 516	9 441
832	Individual and family social services .....	330	81 202	27 659	6 682	2 981
833	Job training and vocational rehabilitation services .....	76	25 288	14 060	3 340	2 332
836	Residential care .....	77	36 975	11 556	2 726	1 281
839	Social services, n.e.c. ....	188	136 467	32 835	7 768	2 847
861, 2, 4, 9	<b>Selected membership organizations</b> .....	1 190	249 857	78 911	18 451	7 203
861	Business associations .....	293	107 704	30 002	7 128	1 821
864	Civic, social, and fraternal associations .....	540	76 810	27 599	6 203	3 647
862, 9	<b>Other membership organizations</b> .....	357	65 343	21 310	5 120	1 735
852	Professional membership organizations .....	91	24 217	8 021	1 928	452
869	Membership organizations, n.e.c. ....	266	41 126	13 289	3 191	1 273
892	<b>Noncommercial educational, scientific, and research organizations</b> .....	23	40 543	11 160	2 349	440

**Table 2a. Comparative Statistics for Firms Subject to Federal Income Tax for the State: 1982 and 1977**

[For meaning of abbreviations and symbols, see introductory text. For explanation of terms and comparability of 1977 and 1982 censuses, see appendix A]

SIC code	Kind of business or operation	All establishments					Establishments with payroll					
		1982		1977		Percent change 1977 to 1982	Receipts		Percent change 1977 to 1982	Annual payroll		Percent change 1977 to 1982
		(number)	(number)	(\$1,000)	(\$1,000)		(\$1,000)	(\$1,000)		(\$1,000)	(\$1,000)	
	<b>Total</b> .....	††	53 754	††	4 879 812	(NA)	8 794 695	(D)	(D)	3 230 879	(D)	(D)
70	<b>Hotels, motels, and other lodging places</b> .....	††	1 447	††	464 519	(NA)	763 380	454 278	68.0	213 349	133 322	60.0
7011	Hotels, motor hotels, and motels .....	††	873	††	449 198	(NA)	755 382	445 804	69.4	211 837	131 613	61.0
7011 pt.	Hotels .....	††	186	††	224 606	(NA)	430 761	224 120	92.2	129 284	72 450	78.4
7011 pt.	Hotels, 25 guestrooms or more .....	††	**	††	**	**	427 478	221 802	92.7	128 677	71 902	79.0
7011 pt.	Hotels, less than 25 guestrooms .....	††	**	††	**	**	3 283	2 318	41.6	607	548	10.8
7011 pt.	Motels, motor hotels, and tourist courts .....	††	687	††	224 592	(NA)	324 821	221 684	46.4	82 553	59 163	39.5
7011 pt.	Motels, tourist courts .....	††	**	††	**	**	230 814	148 743	55.2	52 295	37 683	38.6
7011 pt.	Motor hotels .....	††	**	††	**	**	93 807	72 941	28.6	30 348	21 470	41.4
702, 3, 4	<b>Other lodging places</b> .....	††	(NC)	††	(NC)	(X)	7 988	(NC)	(X)	1 512	(NC)	(X)
703	Trailering, parks and camps .....	††	473	††	13 146	(NA)	6 069	6 961	-13.1	975	1 418	-31.3
702, 4	Rooming, boarding, and membership lodging .....	††	(NC)	††	(NC)	(X)	1 929	(NC)	(X)	537	(NC)	(X)
72	<b>Personal services</b> .....	††	11 544	††	388 497	(NA)	494 835	325 923	51.8	170 631	117 035	45.8
721	Laundry, cleaning, and garment services .....	††	1 749	††	150 190	(NA)	216 913	141 478	53.3	76 522	51 677	48.1
7215	Coin-operated laundries and dry cleaning .....	††	613	††	20 368	(NA)	22 557	14 864	51.8	4 831	3 253	48.5
721 ex.	Other laundry, cleaning, and garment services .....	††	1 136	††	129 822	(NA)	194 356	126 614	53.5	71 691	48 424	48.0
7215	Power laundries, family and commercial .....	**	**	**	**	**	11 922	7 019	69.9	5 321	3 442	54.6
7216	Dry-cleaning plants, except rug cleaning .....	**	**	**	**	**	82 628	56 204	47.0	30 640	21 254	44.2
Other 721	Laundry and cleaning services, n.e.c. .....	**	**	**	**	**	99 806	63 391	57.4	35 730	23 728	50.6
7212	Garment pressing and agents for laundries and dry cleaners .....	**	**	**	**	**	4 104	2 234	83.7	1 264	693	82.4
7213	Linen supply .....	**	**	**	**	**	36 880	27 223	35.5	14 807	10 912	35.7
7217	Carpet and upholstery cleaning .....	**	**	**	**	**	10 865	4 519	140.4	3 866	1 488	159.8
7218	Industrial laundries .....	**	**	**	**	**	43 776	27 364	60.0	14 305	9 842	45.3
7214, 9	Other laundry, garment services, including diaper .....	**	**	**	**	**	4 181	2 051	103.9	1 488	793	87.6
722	Photographic studios, portrait .....	††	659	††	19 349	(NA)	28 581	13 396	113.4	6 533	3 291	98.5
723, 4	<b>Beauty and barber shops</b> .....	††	6 789	††	109 830	(NA)	94 070	73 794	27.5	44 728	35 353	26.5
723	Beauty shops .....	††	5 273	††	90 609	(NA)	86 746	65 726	32.0	41 006	31 641	29.6
724	Barber shops .....	††	1 516	††	19 221	(NA)	7 324	8 068	-9.2	3 722	3 712	.3
725	Shoe repair, shoe shine, and hat-cleaning shops .....	††	201	††	5 076	(NA)	3 872	3 702	4.6	1 158	951	21.8
726	Funeral service and crematories .....	††	494	††	65 266	(NA)	86 675	62 062	39.7	21 701	15 680	38.4
729	Miscellaneous personal services .....	††	1 652	††	38 786	(NA)	64 724	31 491	105.5	19 989	10 083	98.2

**Table 2a. Comparative Statistics for Firms Subject to Federal Income Tax for the State: 1982 and 1977—Con.**

[For meaning of abbreviations and symbols, see introductory text. For explanation of terms and comparability of 1977 and 1982 censuses, see appendix A.]

SIC code	Kind of business or operation	All establishments					Establishments with payroll					
		1982 (number)	1977 (number)	Receipts			1982 (\$1,000)	1977 (\$1,000)	Percent change 1977 to 1982	Annual payroll		
				1982 (\$1,000)	1977 (\$1,000)	Percent change 1977 to 1982				1982 (\$1,000)	1977 (\$1,000)	Percent change 1977 to 1982
73	Business services.....	††	7 824	††	929 441	(NA)	2 331 640	863 418	170.0	890 807	353 748	149.0
731	Advertising.....	††	587	††	80 366	(NA)	182 787	71 335	156.2	64 575	28 016	130.5
7311	Advertising agencies.....	**	**	**	**	**	122 939	46 445	164.7	47 364	20 185	134.6
7312	Outdoor advertising services.....	**	**	**	**	**	31 418	13 621	130.7	6 622	3 041	117.8
7313	Radio, TV, publishers' advertising representatives.....	**	**	**	**	**	18 664	10 076	85.2	7 285	4 291	69.8
7319	Advertising, n.e.c.....	**	**	**	**	**	9 766	2 453	298.1	3 304	1 100	200.4
734	Services to dwellings and other buildings ..	††	1 260	††	128 788	(NA)	255 717	122 886	108.1	113 344	52 761	114.8
7341	Window cleaning.....	**	**	**	**	**	938	252	264	264	121.8	
7342	Disinfecting and exterminating services ..	**	**	**	**	**	64 437	39 735	62.2	26 583	16 543	60.7
7349	Cleaning and maintenance services, n.e.c.....	**	**	**	**	**	190 282	82 889	129.6	86 497	36 099	139.6
737	Computer and data processing services ...	††	312	††	159 306	(NA)	595 253	157 696	277.5	195 520	60 237	224.6
7372	Computer programming and other software services.....	**	**	**	**	**	250 730	45 436	451.8	87 395	19 109	357.3
7374	Data processing services.....	**	**	**	**	**	222 069	101 707	118.3	72 004	38 428	87.4
7379	Computer related services, n.e.c.....	**	**	**	**	**	122 454	18 285	569.7	36 121	5 777	525.3
7392	Management consulting, and public relations services.....	††	2 052	††	123 954	(NA)	334 991	102 310	227.4	138 330	41 286	235.1
7394	Equipment rental and leasing services.....	††	483	††	63 404	(NA)	176 892	58 435	202.7	36 844	15 306	140.7
Other 73	Other business services.....	††	3 130	††	373 623	(NA)	786 000	350 756	124.1	332 194	156 142	112.8
732	Credit reporting, collection agencies.....	**	**	**	**	**	68 311	37 003	84.6	21 631	14 119	53.2
7331	Direct mail advertising services.....	**	**	**	**	**	26 091	9 062	187.9	7 314	2 666	174.3
7332	Blueprinting and photocopying services ..	**	**	**	**	**	19 595	9 809	99.8	5 567	3 416	63.0
7333	Commercial photography, art, and graphics.....	**	**	**	**	**	52 486	24 538	113.9	18 888	7 834	141.1
7339	Stenographic services; and reproduction services, n.e.c.....	**	**	**	**	**	16 182	4 553	255.4	7 008	2 325	201.4
736	Personnel supply services.....	**	**	**	**	**	180 944	51 570	250.9	110 672	34 940	216.7
7361	Employment agencies.....	**	**	**	**	**	37 167	17 086	117.5	17 598	8 874	99.4
7362	Help supply services.....	**	**	**	**	**	104 684	32 051	226.6	76 629	24 443	213.5
7369	Facilities management services.....	**	**	**	**	**	39 093	2 433	1 506.8	16 345	1 623	907.1
7391	Research and development laboratories ..	**	**	**	**	**	11 367	7 807	45.6	4 180	2 736	11.9
7397	Testing laboratories and facilities.....	**	**	**	**	**	11 964	5 223	129.1	5 120	3 290	123.6
7393	Detective agencies and protective services.....	**	**	**	**	**	109 645	65 155	68.3	61 932	39 165	58.1
7395	Photofinishing laboratories*.....	**	**	**	**	**	68 752	43 490	58.1	22 465	13 213	70.0
7399 pt.	Sign painting shops.....	**	**	**	**	**	4 303	2 294	88.4	1 426	758	88.6
7399 pt.	Interior designing.....	**	**	**	**	**	25 071	10 812	141.1	6 718	2 384	181.8
7399 pt.	Telephone answering services.....	**	**	**	**	**	10 969	6 606	66.0	5 142	3 388	51.8
735, 7396, 7399 pt.	Other business services, n.e.c.....	**	**	**	**	**	179 320	72 844	146.2	54 131	25 910	108.9
75	Automotive repair, services, and garages ..	††	4 826	††	494 957	(NA)	766 191	454 026	68.8	163 199	100 809	61.9
751	Automotive rental and leasing, without drivers.....	††	325	††	174 890	(NA)	297 816	171 988	73.2	40 044	25 091	59.6
752	Automobile parking.....	††	227	††	20 509	(NA)	31 060	20 302	53.0	5 184	4 312	20.2
7523	Parking lots.....	**	**	**	**	**	20 569	13 879	48.2	2 729	2 388	-5.5
7525	Parking structures.....	**	**	**	**	**	10 491	6 423	63.3	2 455	1 424	72.4
753	Automotive repair shops.....	††	3 799	††	274 983	(NA)	405 254	242 646	67.0	107 976	65 506	64.8
7538	General automotive repair shops.....	††	2 209	††	119 444	(NA)	143 916	97 698	47.3	38 702	24 449	58.3
7538 pt.	General automotive repair shops, except diesel.....	**	**	**	**	**	123 166	84 892	45.1	32 846	21 261	54.5
7538 pt.	Diesel repair shops.....	**	**	**	**	**	20 750	12 806	62.0	5 856	3 188	83.7
7531	Top and body repair shops.....	††	813	††	61 363	(NA)	113 019	50 481	107.4	28 996	16 348	77.4
7534, 5, 9	Other automotive repair shops.....	††	777	††	94 176	(NA)	148 319	94 467	63.9	40 278	24 709	63.0
7534	Tire retreading and repair shops.....	**	**	**	**	**	34 864	27 263	27.9	7 148	6 062	17.9
7535	Paint shops.....	**	**	**	**	**	16 467	9 620	71.2	5 280	3 177	66.2
7539 pt.	Auto electrical and fuel system services.....	**	**	**	**	**	11 723	7 255	61.6	3 222	1 895	70.0
7539 pt.	Radiator repair.....	**	**	**	**	**	7 502	6 080	23.8	1 851	1 449	27.7
7539 pt.	Glass replacement and repair.....	**	**	**	**	**	10 431	5 895	83.2	2 587	1 603	61.4
7539 pt.	Brake, front end, and wheel alignment. Exhaust system services (muffler shops).....	**	**	**	**	**	18 535	8 350	122.0	5 792	2 677	116.4
7539 pt.	Transmission repair shops.....	**	**	**	**	**	9 905	4 546	117.9	2 234	1 227	82.1
7539 pt.	Other automotive repair shops, n.e.c.....	**	**	**	**	**	25 814	14 737	75.2	7 724	4 436	74.1
754	Automotive services, except repair.....	††	475	††	24 575	(NA)	32 061	19 090	67.9	9 995	5 900	69.4
7542	Car washes.....	**	**	**	**	**	21 064	13 043	61.5	6 043	3 807	58.7
7549	Other automotive services.....	**	**	**	**	**	10 997	6 047	81.9	3 952	2 093	88.8
76	Miscellaneous repair services.....	††	3 672	††	229 531	(NA)	305 942	196 125	56.0	103 563	58 714	76.4
762	Electrical and electronic repair shops.....	††	1 235	††	69 986	(NA)	89 829	57 949	55.0	29 071	17 458	66.5
7622	Radio and TV repair shops.....	††	748	††	32 917	(NA)	29 310	25 719	14.0	8 044	6 784	18.6
7623, 9	Other electrical and electronic repair shops.....	††	487	††	37 069	(NA)	60 519	32 230	87.8	21 027	10 674	97.0
7623	Refrigeration and air-conditioning repair shops.....	**	**	**	**	**	28 679	13 759	108.4	10 098	4 887	106.6
7629	Electrical and electronic repair shops, n.e.c.....	**	**	**	**	**	31 840	18 471	72.4	10 929	5 787	88.9
764	Reupholstery and furniture repair.....	††	541	††	15 521	(NA)	15 069	10 752	40.2	4 843	3 269	48.1

**Table 2a. Comparative Statistics for Firms Subject to Federal Income Tax for the State: 1982 and 1977—Con.**

[For meaning of abbreviations and symbols, see introductory text. For explanation of terms and comparability of 1977 and 1982 censuses, see appendix A]

SIC code	Kind of business or operation	All establishments					Establishments with payroll							
		Receipts			Percent change 1977 to 1982	Receipts			Annual payroll					
		1982 (number)	1977 (number)	1982 (\$1,000)		1977 (\$1,000)	1982 (\$1,000)	1977 (\$1,000)	1982 (\$1,000)	1977 (\$1,000)	Percent change 1977 to 1982			
76	Miscellaneous repair services—Con.													
763, 9	Other repair shops and related services	††	1 896	††	136 292	(NA)	201 044	119 692	68.0	69 649	34 910	99.5		
763	Watch, clock, and jewelry repair	††	..	††	..	..	8 507	4 719	80.3	3 212	1 782	80.2		
769	Miscellaneous repair and related services	..	..	..	..	..	192 537	114 973	67.5	66 437	33 128	100.5		
7692	Welding repair	..	..	..	..	..	21 650	17 751	22.0	7 316	5 273	38.7		
7694	Armature rewinding shops	..	..	..	..	..	67 782	39 534	71.5	19 570	11 864	65.0		
7699	Repair shops and related services, n.e.c.	..	..	..	..	..	103 105	57 688	78.7	39 551	15 991	147.3		
78, 79	Amusement and recreation services, including motion pictures	††	2 745	††	290 188	(NA)	396 254	269 372	47.1	92 221	60 378	52.7		
781, 2	Motion picture production, distribution, and services	††	135	††	75 382	(NA)	88 393	74 025	19.4	8 630	5 665	52.3		
783	Motion picture theaters	††	260	††	53 538	(NA)	67 951	52 931	28.4	10 027	8 744	14.7		
7832	Motion picture theaters, except drive-in	..	..	..	..	..	64 489	45 780	40.9	9 183	7 029	30.6		
7833	Drive-in motion picture theaters	..	..	..	..	..	3 462	7 151	-51.6	844	1 715	-50.8		
792	Producers, orchestras, and entertainers	††	1 060	††	21 465	(NA)	18 626	11 647	59.9	3 802	3 527	7.8		
7922	Theatrical producers (except motion picture) and miscellaneous theatrical services	..	..	..	..	..	..	..	..	..	..	..		
7929	Bands, orchestras, actors, and other entertainers and entertainment groups	..	..	..	..	..	13 601	(D)	(D)	2 618	(D)	(D)		
793	Bowling alleys and billiards and pool establishments	††	203	††	15 555	(NA)	23 057	14 194	62.4	5 921	3 815	55.2		
7932	Billiard and pool establishments	††	144	††	3 743	(NA)	1 915	2 570	-25.5	383	485	-21.0		
7933	Bowling alleys	††	59	††	11 812	(NA)	21 142	11 624	81.9	5 538	3 330	66.3		
79 ex. 792, 3	Commercial sports and other amusement and recreation services	††	1 087	††	124 248	(NA)	198 227	116 575	70.0	63 841	38 627	65.3		
784	Commercial sports	††	..	††	..	(NA)	31 067	25 672	21.0	18 200	11 991	51.8		
7941	Professional sports clubs, managers, promoters	††	..	††	..	(NA)	26 732	22 646	18.0	17 512	11 548	51.6		
7948	Racing, including track operation	††	..	††	..	(NA)	4 335	3 026	43.3	688	443	55.3		
79 ex. 792, 3, 4	Other amusement and recreation services	††	..	††	..	(NA)	167 160	90 903	83.9	45 641	26 636	71.4		
791	Dance halls, studios, and schools	..	..	..	..	..	6 122	3 876	57.9	1 873	1 356	38.1		
7892	Public golf courses	..	..	..	..	..	(D)	3 831	(D)	(D)	1 083	(D)		
7935	Cooperated amusement device operators	..	..	..	..	..	34 328	6 466	430.9	6 453	1 651	290.9		
7996	Amusement parks	..	..	..	..	..	(D)	(D)	(D)	(D)	(D)	(D)		
7997	Membership sports and recreation clubs	..	..	..	..	..	45 965	22 391	105.3	15 044	8 396	79.2		
7999	Amusement and recreation services, n.e.c.	..	..	..	..	..	36 402	(D)	(D)	9 478	(D)	(D)		
7999 pt.	Concession operators of amusement devices, rides	..	..	..	..	..	876	615	42.4	200	99	102.0		
7999 pt.	Carnivals, circuses, and fairs	..	..	..	..	..	(D)	2 512	(D)	(D)	468	(D)		
7999 pt.	Other commercial recreation and amusements	..	..	..	..	..	(D)	(D)	(D)	(D)	(D)	(D)		
80, ex. 806	Health services, except hospitals	††	8 092	††	1 141 830	(NA)	2 093 684	1 094 818	91.2	951 860	449 797	111.6		
801	Offices of physicians	††	3 816	††	656 123	(NA)	1 224 469	630 275	94.3	595 258	262 682	126.6		
802	Offices of dentists	††	1 681	††	201 976	(NA)	325 447	198 761	83.7	125 565	71 434	75.8		
803	Offices of osteopathic physicians	††	57	††	5 342	(NA)	11 507	5 164	122.8	5 469	1 917	185.3		
8041	Offices of chiropractors	††	277	††	12 603	(NA)	33 440	10 255	226.1	7 846	1 642	377.8		
8042	Offices of optometrists	††	277	††	26 971	(NA)	40 655	25 680	58.3	11 398	5 927	92.3		
805	Nursing and personal care facilities	††	436	††	148 621	(NA)	262 643	147 538	78.0	127 871	74 625	71.4		
8049, 807, 8, 9	Other health services	††	1 548	††	90 194	(NA)	195 523	77 145	153.4	78 453	31 570	148.5		
807	Medical and dental laboratories	††	315	††	51 027	(NA)	98 355	49 425	99.4	39 488	21 679	82.1		
8071	Medical laboratories	††	80	††	26 956	(NA)	58 755	26 529	121.5	21 840	11 770	85.6		
8072	Dental laboratories	††	235	††	24 071	(NA)	39 780	22 896	73.7	17 648	9 909	78.1		
8049, 808, 8	Other health services, n.e.c.	††	1 233	††	39 167	(NA)	96 988	27 720	249.9	38 965	9 891	293.9		
81	Legal services	††	3 219	††	350 080	(NA)	608 021	323 976	87.7	200 431	87 235	129.8		
823, 4, 9	Selected educational services	††	1 841	††	36 197	(NA)	46 714	(D)	(D)	15 489	(D)	(D)		
823	Libraries and information centers	..	..	..	..	..	(D)	(D)	(D)	(D)	(D)	(D)		
824	Correspondence schools and vocational schools	..	..	..	..	..	(D)	(D)	(D)	(D)	(D)	(D)		
829	Schools and educational services, n.e.c.	..	..	..	..	..	27 324	17 485	56.3	8 947	6 336	41.2		
891	Engineering, architectural, and surveying services	††	1 448	††	284 859	(NA)	582 432	275 370	111.5	272 728	126 899	114.9		
891 pt.	Architectural services	..	..	..	..	..	147 560	65 647	124.8	59 834	25 018	139.2		
891 pt.	Engineering services	..	..	..	..	..	402 295	188 314	113.6	195 780	90 509	116.3		
891 pt.	Surveying services	..	..	..	..	..	32 577	21 409	52.2	17 114	11 372	50.5		
893	Accounting, auditing, and bookkeeping services	††	2 357	††	159 421	(NA)	283 230	149 968	88.9	116 363	62 589	85.9		
83, 892, 9	Social and other services	††	4 739	††	110 292	(NA)	122 372	63 488	92.7	50 238	28 533	76.1		
83	Social services	..	..	..	..	..	107 257	53 175	101.7	45 620	23 492	94.2		
835	Child day care services	..	..	..	..	..	64 888	39 686	63.5	28 663	17 400	64.7		
832, 3, 6, 9	Other social services	..	..	..	..	..	42 389	13 489	214.2	16 957	6 092	178.3		
892, 9	Other services	..	..	..	..	..	15 115	10 313	46.6	4 618	5 041	-8.4		

**Table 2b. Comparative Statistics for Firms Exempt From Federal Income Tax for the State: 1982 and 1977**

[Includes only establishments with payroll. For meaning of abbreviations and symbols, see introductory text. For explanation of terms and comparability of 1977 and 1982 censuses, see appendix A]

SIC code	Kind of business or operation	Establishments		Expenses			Annual payroll		
		1982 (number)	1977 (number)	1982 (\$1,000)	1977 (\$1,000)	Percent change 1977 to 1982	1982 (\$1,000)	1977 (\$1,000)	Percent change 1977 to 1982
	<b>Total</b> .....	2 659	(NC)	715 742	(NC)	(X)	294 178	(NC)	(X)
7011 pt., 7032, 704	Hotels, camps, and membership lodging .....	65	(NC)	9 373	(NC)	(X)	2 427	(NC)	(X)
7391, 2, 7	Research, testing, and consulting services .....	20	(NC)	6 569	(NC)	(X)	2 611	(NC)	(X)
792, 797, 7999 pt., 84	Selected amusement, recreation, and related services .....	205	(NC)	78 734	(NC)	(X)	30 552	(NC)	(X)
805, 8, 9	Selected health services .....	158	99	100 824	41 138	145.1	51 399	21 357	140.7
805	Nursing and personal care facilities .....	24	23	36 192	23 349	55.0	19 568	12 467	57.0
808	Outpatient care facilities .....	77	46	41 995	12 347	240.1	20 431	5 997	240.7
809	Health and allied services, n.e.c. ....	57	30	22 637	5 442	316.0	11 400	2 893	294.1
81	Legal aid societies and similar legal services .....	30	26	9 972	3 899	155.8	5 811	2 384	143.8
823, 4, 9	Selected educational services .....	79	58	16 211	9 601	68.8	7 188	4 491	60.1
83	Social services .....	889	704	243 213	120 179	102.4	104 119	56 651	83.8
835	Child day care services .....	218	208	30 594	21 242	44.0	18 009	11 439	57.4
832, 3, 6, 9	Other social services .....	671	496	212 619	98 937	114.9	86 110	45 212	90.5
861, 2, 4, 9	Selected membership organizations .....	1 190	1 104	216 802	120 577	79.8	78 911	44 917	75.7
861	Business associations .....	293	273	90 376	44 038	105.4	30 002	16 288	84.9
862, 9	Civic, social, and fraternal associations .....	540	514	69 104	46 457	48.7	27 599	17 380	58.8
862, 9	Other membership organizations .....	357	317	57 322	30 082	90.6	21 310	11 309	88.4
892	Noncommercial educational, scientific, and research organizations .....	23	26	34 044	9 704	250.8	11 160	3 832	191.2

**Table 3a. Selected Ratios for Firms Subject to Federal Income Tax for the State: 1982**

[For meaning of abbreviations and symbols, see introductory text. For explanation of terms and comparability of 1977 and 1982 censuses, see appendix A]

SIC code	Kind of business or operation	All establishments—Receipts per establishment (dollars)	Establishments with payroll				Establishments without payroll—Receipts per establishment (dollars)
			Receipts		Annual payroll per employee <sup>1</sup> (dollars)	Employees per establishment <sup>1</sup> (number)	
			Per establishment (dollars)	Per employees <sup>1</sup> (dollars)			
	<b>Total</b> .....	††	311 603	36 217	13 305	9	††
70	Hotels, motels, and other lodging places .....	††	942 444	27 903	7 798	34	††
7011	Hotels, motor hotels, and motels .....	††	1 029 131	27 837	7 806	37	††
7011 pt.	Hotels .....	††	2 132 480	29 454	8 840	72	††
7011 pt.	Hotels, 25 guestrooms or more .....	††	2 638 753	29 479	8 874	90	††
7011 pt.	Hotels, less than 25 guestrooms .....	**	82 075	26 476	4 895	3	**
7011 pt.	Motels, motor hotels, and tourist courts .....	††	610 190	25 947	6 598	24	††
7011 pt.	Motels, tourist courts .....	††	474 926	27 419	6 202	17	††
7011 pt.	Motor hotels .....	**	2 039 283	22 919	7 415	89	**
702, 3, 4	Other lodging places .....	††	105 237	36 027	6 811	3	††
703	Trailer parks and camps .....	††	116 712	50 157	8 058	2	††
702, 4	Rooming, boarding, and membership lodging .....	††	80 375	19 099	5 317	4	††
72	Personal services .....	††	127 076	21 429	7 389	6	††
721	Laundry, cleaning, and garment services .....	††	180 610	22 150	7 814	8	††
7215	Coin-operated laundries and dry cleaning .....	††	82 025	28 161	6 031	3	††
721 ex. 7215	Other laundry, cleaning, and garment services .....	††	209 888	21 614	7 973	10	††
7211	Power laundries, family and commercial .....	**	172 783	13 306	5 939	13	**
7216	Dry-cleaning plants, except rug cleaning .....	**	133 919	18 669	6 923	7	**
Other 721	Laundry and cleaning services, n.e.c. ....	**	415 858	27 195	9 736	3	**
7212	Garment pressing and agents for laundries and dry cleaners .....	**	83 755	24 575	7 569	3	**
7213	Linen supply .....	**	1 084 706	26 193	10 516	41	**
7217	Carpet and upholstery cleaning .....	**	141 104	18 199	6 476	8	**
7218	Industrial laundries .....	**	1 250 743	33 519	10 953	37	**
7214, 9	Other laundry, garment services, including diaper .....	**	92 911	21 776	7 750	4	**
722	Photographic studios, portrait .....	††	174 274	25 842	5 907	7	††
723, 4	Beauty and barber shops .....	††	57 783	16 205	7 705	4	††
723	Beauty shops .....	††	58 811	16 217	7 666	4	††
724	Barber shops .....	††	47 869	16 061	8 162	3	††
725	Shoe repair, shoe shine, and hat-cleaning shops .....	††	62 452	25 307	7 569	2	††
726	Funeral service and crematories .....	††	226 305	42 509	10 643	5	††
729	Miscellaneous personal services .....	††	141 939	15 425	4 764	9	††

See footnotes at end of table.

Table 3a. Selected Ratios for Firms Subject to Federal Income Tax for the State: 1982—Con.

[For meaning of abbreviations and symbols, see introductory text. For explanation of terms and comparability of 1977 and 1982 censuses, see appendix A]

SIC code	Kind of business or operation	All establishments— Receipts per establishment (dollars)	Establishments with payroll				Employees per establishment <sup>1</sup> (number)	Establishments without payroll— Receipts per establishment (dollars)
			Receipts		Annual payroll per employee <sup>1</sup> (dollars)	Receipts per employee <sup>1</sup> (dollars)		
			Per establishment (dollars)	Per employee <sup>1</sup> (dollars)				
73	Business services .....	††	482 142	34 317	12 964	14	††	
731	Advertising .....	††	552 227	60 147	21 249	9	††	
7311	Advertising agencies .....	††	556 285	61 164	23 564	9	††	
7312	Outdoor advertising services .....	††	1 122 071	68 449	14 427	16	††	
7313	Radio, TV, publishers' advertising representatives .....	††	373 280	73 771	28 794	5	††	
7319	Advertising, n.e.c. ....	††	305 188	30 808	10 423	10	††	
734	Services to dwellings and other buildings .....	††	305 152	15 164	6 721	20	††	
7341	Window cleaning .....	††	80 727	31 188	8 250	3	††	
7342	Disinfecting and exterminating services .....	††	230 957	29 681	12 245	8	††	
7349	Cleaning and maintenance services, n.e.c. ....	††	347 230	12 980	5 900	27	††	
737	Computer and data processing services .....	††	1 296 847	67 109	22 043	19	††	
7372	Computer programming and other software services .....	††	1 223 073	76 652	26 718	16	††	
7374	Data processing services .....	††	1 451 431	52 648	17 071	28	††	
7379	Computer related services, n.e.c. ....	††	1 212 416	88 671	26 156	14	††	
7392	Management, consulting, and public relations services .....	††	387 273	49 592	20 478	8	††	
7394	Equipment rental and leasing services .....	††	480 685	70 700	14 726	7	††	
Other 73	Other business services .....	††	397 975	26 274	11 104	15	††	
732	Credit reporting, collection agencies .....	††	359 532	40 254	12 747	9	††	
7331	Direct mail advertising services .....	††	745 457	45 774	12 932	16	††	
7332	Blueprinting and photocopying services .....	††	321 233	47 910	13 611	7	††	
7333	Commercial photography, art, and graphics .....	††	274 796	56 988	20 808	7	††	
7339	Stenographic services; and reproduction services, n.e.c. ....	††	127 417	27 614	11 959	5	††	
736	Personnel supply services .....	††	461 592	16 809	10 281	27	††	
7361	Employment agencies .....	††	160 896	27 511	13 100	6	††	
7362	Help supply services .....	††	688 711	12 351	9 041	56	††	
7369	Facilities management services .....	††	4 343 667	41 677	17 425	104	††	
7391	Research and development laboratories .....	††	473 625	45 468	16 720	10	††	
7397	Testing laboratories and facilities .....	††	314 842	38 718	16 570	8	††	
7398	Detective agencies and protective services .....	††	537 395	15 047	8 517	36	††	
7399	Photofinishing laboratories .....	††	954 869	40 182	13 100	24	††	
7399 pt.	Sign painting shops .....	††	126 559	34 702	11 500	4	††	
7399 pt.	Interior designing .....	††	245 953	47 837	12 327	5	††	
7399 pt.	Telephone answering services .....	††	150 260	15 471	7 252	10	††	
735, 7396, 7399 pt.	Other business services, n.e.c. ....	††	418 972	44 298	13 372	9	††	
75	Automotive repair, services, and garages .....	††	271 218	55 245	11 767	5	††	
751	Automotive rental and leasing, without drivers .....	††	1 246 092	105 796	14 225	12	††	
752	Automobile parking .....	††	158 469	37 467	6 253	4	††	
7523	Parking lots .....	††	138 047	44 234	5 869	3	††	
7525	Parking structures .....	††	223 213	28 821	6 745	8	††	
753	Automotive repair shops .....	††	185 726	45 898	12 176	4	††	
7538	General automotive repair shops .....	††	148 981	43 610	11 761	3	††	
7538 pt.	General automotive repair shops, except diesel .....	††	139 014	43 399	11 574	3	††	
7538 pt.	Diesel repair shops .....	††	259 375	46 421	13 101	6	††	
7531	Top and body repair shops .....	††	210 464	51 233	13 144	4	††	
7534, 5, 9	Other automotive repair shops .....	††	218 437	43 920	11 927	5	††	
7534	Tire retreading and repair shops .....	††	477 589	52 114	10 685	9	††	
7535	Paint shops .....	††	198 398	34 093	10 332	6	††	
7539 pt.	Auto electrical and fuel system services .....	††	148 392	40 147	11 034	4	††	
7539 pt.	Radiator repair .....	††	115 415	42 869	10 577	3	††	
7539 pt.	Glass replacement and repair .....	††	226 761	44 961	11 151	5	††	
7539 pt.	Brake, front end, and wheel alignment .....	††	195 105	43 407	13 564	4	††	
7539 pt.	Exhaust system services (muffler shops) .....	††	206 354	56 600	12 766	4	††	
7539 pt.	Transmission repair shops .....	††	173 248	41 302	12 358	4	††	
7539 pt.	Other automotive repair shops, n.e.c. ....	††	318 976	43 739	14 849	7	††	
754	Automotive services, except repair .....	††	154 139	23 626	7 366	7	††	
7542	Car washes .....	††	148 338	20 671	5 830	5	††	
7549	Other automotive services .....	††	166 621	32 536	11 692	5	††	
76	Miscellaneous repair services .....	††	229 170	43 913	14 865	5	††	
762	Electrical and electronic repair shops .....	††	206 030	45 322	14 668	5	††	
7622	Radio and TV repair shops .....	††	157 581	42 540	11 675	4	††	
7623, 9	Other electrical and electronic repair shops .....	††	242 076	46 805	16 262	5	††	
7629	Refrigeration and air-conditioning repair shops .....	††	518 656	50 461	17 776	6	††	
7629	Electrical and electronic repair shops, n.e.c. ....	††	199 000	43 917	15 074	5	††	
764	Reupholstery and furniture repair .....	††	87 610	27 906	8 969	3	††	
763, 9	Other repair shops and related services .....	††	276 539	45 229	15 669	6	††	
763	Watch, clock, and jewelry repair .....	††	173 612	38 148	14 404	5	††	
769	Miscellaneous repair and related services .....	††	283 978	45 603	15 736	6	††	
7692	Welding repair .....	††	381 931	39 799	13 351	5	††	
7694	Armature rewinding shops .....	††	636 815	62 185	17 954	13	††	
7699	Repair shops and related services, n.e.c. ....	††	213 027	40 056	15 366	5	††	
78, 79	Amusement and recreation services, including motion pictures .....	††	334 674	35 590	8 283	9	††	
781, 2	Motion picture production, distribution, and services .....	††	993 180	174 690	17 055	6	††	
783	Motion picture theaters .....	††	346 689	32 512	4 798	11	††	
7832	Motion picture theaters, except drive-in .....	††	424 270	34 683	4 834	12	††	
7833	Drive-in motion picture theaters .....	††	78 682	15 118	3 686	5	††	
792	Producers, orchestras, and entertainers .....	††	278 000	43 519	8 883	6	††	
7922	Theatrical producers (except motion picture) and miscellaneous theatrical services .....	††	438 742	59 916	11 533	7	††	
7929	Bands, orchestras, actors, and other entertainers and entertainment groups .....	††	139 583	25 000	5 891	6	††	

See footnotes at end of table.

Table 3a. Selected Ratios for Firms Subject to Federal Income Tax for the State: 1982—Con.

[For meaning of abbreviations and symbols, see introductory text. For explanation of terms and comparability of 1977 and 1982 censuses, see appendix A]

SIC code	Kind of business or operation	All establishments— Receipts per establishment (dollars)	Establishments with payroll				Establishments without payroll— Receipts per establishment (dollars)
			Receipts		Annual payroll per employee <sup>1</sup> (dollars)	Employees per establishment <sup>1</sup> (number)	
			Per establishment (dollars)	Per employee <sup>1</sup> (dollars)			
78, 79	<b>Amusement and recreation services, including motion pictures— Con.</b>						
793	Bowling alleys and billiards and pool establishments .....	††	256 189	21 409	5 498	12	††
7932	Billiard and pool establishments .....	††	59 844	24 241	4 848	2	††
7933	Bowling alleys .....	††	364 517	21 184	5 549	17	††
79 ex. 792, 3	Commercial sports and other amusement and recreation services ..	††	267 152	28 185	9 077	9	††
794	Commercial sports .....	††	1 194 885	73 271	42 925	16	††
7941	Professional sports clubs, managers, promoters .....	††	2 673 200	74 670	48 916	36	††
7948	Racing, including track operation .....	††	270 938	65 682	10 424	4	††
79 ex. 792, 3, 4	Other amusement and recreation services .....	††	233 464	25 293	6 906	9	††
791	Dance halls, studios, and schools .....	**	60 020	12 195	3 731	5	**
7992	Public golf courses .....	**	(D)	(D)	(D)	(D)	**
7993	Coin-operated amusement device operators .....	**	218 650	49 322	9 272	4	**
7996	Amusement parks .....	**	(D)	(D)	(D)	(D)	**
7997	Membership sports and recreation clubs .....	**	300 425	26 959	8 823	11	**
7999	Amusement and recreation services, n.e.c. ....	**	135 828	22 278	5 800	6	**
7999 pt.	Concession operators of amusement devices, rides .....	**	48 667	21 900	5 000	2	**
7999 pt.	Carnivals, circuses, and fairs .....	**	(D)	(D)	(D)	(D)	**
7999 pt.	Other commercial recreation and amusements .....	**	(D)	(D)	(D)	(D)	**
80, ex. 806	<b>Health services, except hospitals .....</b>	††	277 677	39 129	17 789	7	††
801	Offices of physicians .....	††	309 757	59 988	29 162	5	††
802	Offices of dentists .....	††	174 972	38 675	14 922	5	††
803	Offices of osteopathic physicians .....	††	151 408	42 150	20 033	4	††
8041	Offices of chiropractors .....	††	104 500	46 061	10 807	2	††
8042	Offices of optometrists .....	††	139 229	45 273	12 693	3	††
805	Nursing and personal care facilities .....	††	938 011	15 082	7 343	62	††
8049, 807, 8, 9	Other health services .....	††	257 606	36 417	14 612	7	††
807	Medical and dental laboratories .....	††	337 449	35 883	14 380	9	††
8071	Medical laboratories .....	††	652 833	39 888	14 827	16	††
8072	Dental laboratories .....	††	196 931	31 249	13 863	6	††
8049, 808, 9	Other health services, n.e.c. ....	††	207 683	36 976	14 855	6	††
81	<b>Legal services .....</b>	††	240 705	57 226	18 864	4	††
823, 4, 9	<b>Selected educational services .....</b>	††	333 671	33 729	11 183	10	††
823	Libraries and information centers .....	**	(D)	(D)	(D)	(D)	**
824	Correspondence schools and vocational schools .....	**	635 442	39 090	12 800	16	**
829	Schools and educational services, n.e.c. ....	**	(D)	(D)	(D)	(D)	**
891	<b>Engineering, architectural, and surveying services .....</b>	††	568 226	48 520	22 720	12	††
891 pt.	Architectural services .....	**	476 000	57 349	23 255	8	**
891 pt.	Engineering services .....	**	834 637	49 030	23 861	17	**
891 pt.	Surveying services .....	**	139 815	26 572	13 959	5	**
893	<b>Accounting, auditing, and bookkeeping services .....</b>	††	244 164	38 461	15 802	6	††
83, 892, 9	<b>Social and other services .....</b>	††	128 948	16 144	6 628	8	††
83	Social services .....	**	121 058	14 819	6 303	8	**
835	Child day care services .....	**	86 146	11 335	5 008	8	**
832, 3, 6, 9	Other social services .....	**	318 714	27 360	11 193	11	**
892, 9	Other services .....	**	239 921	44 196	13 503	5	**

<sup>1</sup>Based on number of employees for pay period including March 12.



**Table 3b. Selected Ratios for Firms Exempt From Federal Income Tax for the State: 1982**

[Includes only establishments with payroll. For meaning of abbreviations and symbols, see introductory text. For explanation of terms and comparability of 1977 and 1982 censuses, see appendix A.]

SIC code	Kind of business or operation	Revenue		Expenses		Annual payroll per employee <sup>1</sup> (dollars)	Employees per establishment <sup>1</sup> (number)
		Per establishment (dollars)	Per employee <sup>1</sup> (dollars)	Per establishment (dollars)	Per employee <sup>1</sup> (dollars)		
	<b>Total</b> .....	316 725	28 861	269 177	24 529	10 081	11
7011 pt., 7032, 704	Hotels, camps, and membership lodging .....	154 954	28 533	144 200	26 552	6 875	5
7391, 2, 7	Research, testing, and consulting services .....	612 150	80 546	328 450	43 217	17 178	8
792, 7997, 7999 pt., 84	Selected amusement, recreation, and related services .....	389 078	24 534	384 068	24 218	9 398	16
805, 8, 9	Selected health services .....	693 709	23 673	638 127	21 776	11 101	29
805	Nursing and personal care facilities .....	1 516 042	16 214	1 508 000	16 128	8 720	94
808	Outpatient care facilities .....	643 818	34 213	545 390	28 982	14 100	19
809	Health and allied services, n.e.c. ....	414 860	25 237	397 140	24 159	12 166	16
81	Legal aid societies and similar legal services .....	343 200	28 442	332 400	27 547	16 052	12
823, 4, 9	Selected educational services .....	229 038	24 820	205 203	22 237	9 860	9
83	Social services .....	350 618	25 846	273 580	20 167	8 633	14
835	Child day care services .....	145 720	12 129	140 339	11 682	6 876	12
832, 3, 6, 9	Other social services .....	417 186	29 651	316 869	22 521	9 121	14
861, 2, 4, 9	Selected membership organizations .....	209 964	34 688	182 187	30 099	10 955	6
861	Business associations .....	367 590	59 146	308 451	49 630	16 476	6
864	Civic, social, and fraternal associations .....	142 241	21 061	127 970	18 948	7 568	7
862, 9	Other membership organizations .....	183 034	37 662	160 566	33 039	12 282	5
892	Noncommercial educational, scientific, and research organizations .....	1 762 739	92 143	1 480 174	77 373	25 364	19

<sup>1</sup>Based on number of employees for pay period including March 12.

**Table 4a. Summary Statistics for Firms Subject to Federal Income Tax for Standard Metropolitan Statistical Areas: 1982**

[For meaning of abbreviations and symbols, see introductory text. For explanation of terms and comparability of 1977 and 1982 censuses, see appendix A. For definitions of SMSA's, see appendix D.]

SIC code	Geographic area and kind of business or operation	All establishments				Establishments with payroll				
		Number	Receipts (\$1,000)	Unincorporated businesses or operations		Number	Receipts (\$1,000)	Annual payroll (\$1,000)	First quarter payroll (\$1,000)	Paid employees for pay period including March 12 (number)
				Individual proprietorships (number)	Partnerships (number)					
	<b>ALBANY SMSA</b>									
	<b>Total</b> .....	††	††	††	††	615	154 419	59 500	14 313	4 875
70	Hotels, motels, and other lodging places .....	††	††	††	††	24	10 119	2 784	704	499
7011 pt.	Hotels, motor hotels, and motels .....	††	††	††	††	22	(D)	(D)	(D)	(D)
7011 pt., 702, 3, 4	Hotels, motor hotels, and tourist courts .....	††	††	††	††	6	4 319	1 314	327	262
	Other lodging places .....	††	††	††	††	16	(D)	(D)	(D)	(D)
	Other lodging places .....	††	††	††	††	2	(D)	(D)	(D)	(D)
72	Personal services .....	††	††	††	††	81	13 854	5 326	1 287	688
721	Laundry, cleaning, and garment services .....	††	††	††	††	31	9 259	3 845	946	419
7215	Coin-operated laundries and dry cleaning .....	††	††	††	††	5	427	187	45	31
721 ex. 7215	Other laundry, cleaning, and garment services .....	††	††	††	††	25	8 832	3 658	901	388
7211	Power laundries, family and commercial* .....	**	**	**	**	1	(D)	(D)	(D)	(D)
7216	Dry-cleaning plants, except rug cleaning* .....	**	**	**	**	15	1 619	702	160	96
Other 721	Laundry and cleaning services, n.e.c.* .....	**	**	**	**	10	(D)	(D)	(D)	(D)
722	Photographic studios, portrait .....	††	††	††	††	3	402	80	23	62
723, 4	Beauty and barber shops .....	††	††	††	††	30	1 605	710	165	100
723	Beauty shops .....	††	††	††	††	29	(D)	(D)	(D)	(D)
724	Barber shops .....	††	††	††	††	1	(D)	(D)	(D)	(D)
725	Shoe repair, shoe shine, and hat-cleaning shops .....	††	††	††	††	-	-	-	-	-
726	Funeral service and crematories .....	††	††	††	††	8	1 497	422	90	34
729	Miscellaneous personal services .....	††	††	††	††	9	1 091	269	63	73
73	Business services .....	††	††	††	††	96	18 957	8 543	2 055	839
731	Advertising .....	††	††	††	††	6	1 061	269	67	33
734	Services to dwellings and other buildings .....	††	††	††	††	25	(D)	(D)	(D)	(D)
737	Computer and data processing services .....	††	††	††	††	2	(D)	(D)	(D)	(D)
7392	Management, consulting, and public relations services .....	††	††	††	††	10	1 371	756	256	50
7394	Equipment rental and leasing services .....	††	††	††	††	9	3 060	867	230	65
Other 73	Other business services .....	††	††	††	††	44	(D)	(D)	(D)	(D)

**Table 4a. Summary Statistics for Firms Subject to Federal Income Tax for Standard Metropolitan Statistical Areas: 1982—Con.**

[For meaning of abbreviations and symbols, see introductory text. For explanation of terms and comparability of 1977 and 1982 censuses, see appendix A. For definitions of SMSA's, see appendix D.]

SIC code	Geographic area and kind of business or operation	All establishments				Establishments with payroll				Paid employees for pay period including March 12 (number)
		Number	Receipts (\$1,000)	Unincorporated businesses or operations		Number	Receipts (\$1,000)	Annual payroll (\$1,000)	First quarter payroll (\$1,000)	
				Individual proprietorships (number)	Partnerships (number)					
	<b>ALBANY SMSA—Con.</b>									
75	Automotive repair, services, and garages.....	††	††	††	††	74	20 476	5 505	1 365	444
751	Automotive rental and leasing, without drivers .....	††	††	††	††	5	8 088	1 893	520	119
752	Automobile parking .....	††	††	††	††	-	-	-	-	-
753	Automotive repair shops .....	††	††	††	††	63	11 087	3 283	771	279
7539	General automotive repair shops .....	††	††	††	††	26	3 300	1 107	265	109
7531	Top and body repair shops .....	††	††	††	††	13	1 982	635	136	43
7534, 5, 9	Other automotive repair shops .....	††	††	††	††	24	5 215	1 541	370	127
754	Automotive services, except repair .....	††	††	††	††	6	1 291	329	74	46
76	Miscellaneous repair services .....	††	††	††	††	31	5 517	1 763	402	145
762	Electrical and electronic repair shops .....	††	††	††	††	13	2 274	788	188	58
7622	Radio and TV repair shops .....	††	††	††	††	4	(D)	(D)	(D)	(D)
7623, 9	Other electrical and electronic repair shops .....	††	††	††	††	9	(D)	(D)	(D)	(D)
764	Reupholstery and furniture repair .....	††	††	††	††	2	(D)	(D)	(D)	(D)
763, 9	Other repair shops and related services .....	††	††	††	††	16	(D)	(D)	(D)	(D)
78, 79	Amusement and recreation services, including motion pictures...	††	††	††	††	16	4 255	816	199	175
781, 2	Motion picture production, distribution, and services .....	††	††	††	††	-	-	-	-	-
783	Motion picture theaters .....	††	††	††	††	4	(D)	(D)	(D)	(D)
792	Producers, orchestras, and entertainers .....	††	††	††	††	-	-	-	-	-
793	Bowling alleys and billiards and pool establishments .....	††	††	††	††	2	(D)	(D)	(D)	(D)
79 ex. 792, 3	Commercial sports and other amusement and recreation services ..	††	††	††	††	10	(D)	(D)	(D)	(D)
80, ex. 806	Health services, except hospitals .....	††	††	††	††	166	(D)	(D)	(D)	(D)
801	Offices of physicians .....	††	††	††	††	95	28 526	15 062	3 794	502
802	Offices of dentists .....	††	††	††	††	39	8 355	3 135	802	205
803	Offices of osteopathic physicians .....	††	††	††	††	2	(D)	(D)	(D)	(D)
8041	Offices of chiropractors .....	††	††	††	††	9	1 722	387	38	17
8042	Offices of optometrists .....	††	††	††	††	9	1 025	372	78	30
805	Nursing and personal care facilities .....	††	††	††	††	3	(D)	(D)	(D)	(D)
8049, 807, 8, 9	Other health services .....	††	††	††	††	9	2 424	758	168	58
81	Legal services.....	††	††	††	††	49	8 659	2 745	505	163
823, 4, 9	Selected educational services .....	††	††	††	††	4	(D)	(D)	(D)	(D)
891	Engineering, architectural, and surveying services .....	††	††	††	††	19	7 707	3 453	791	180
893	Accounting, auditing, and bookkeeping services .....	††	††	††	††	21	5 422	1 788	454	122
83, 892, 9	Social and other services .....	††	††	††	††	34	12 487	4 809	1 188	522
83	Social services .....	**	**	**	**	33	(D)	(D)	(D)	(D)
892, 9	Other services .....	**	**	**	**	1	(D)	(D)	(D)	(D)
	<b>ATHENS SMSA</b>									
	<b>Total.....</b>	††	††	††	††	630	134 985	46 757	10 722	3 860
70	Hotels, motels, and other lodging places .....	††	††	††	††	20	6 916	1 951	422	317
7011	Hotels, motor hotels, and motels .....	††	††	††	††	14	6 305	1 834	391	289
7011 pt.	Hotels .....	††	††	††	††	3	(D)	(D)	(D)	(D)
7011 pt.	Motels, motor hotels, and tourist courts .....	††	††	††	††	11	(D)	(D)	(D)	(D)
702, 3, 4	Other lodging places .....	††	††	††	††	6	611	117	31	28
72	Personal services .....	††	††	††	††	104	11 093	3 834	908	528
721	Laundry, cleaning, and garment services .....	††	††	††	††	36	4 389	1 531	381	206
7215	Coin-operated laundries and dry cleaning .....	††	††	††	††	12	748	148	35	24
721 ex. 7215	Other laundry, cleaning, and garment services .....	††	††	††	††	24	3 640	1 383	346	182
7211	Power laundries, family and commercial* .....	**	**	**	**	-	-	-	-	-
7216	Dry-cleaning plants, except rug cleaning* .....	**	**	**	**	13	1 395	553	132	91
Other 721	Laundry and cleaning services, n.e.c.* .....	**	**	**	**	11	2 245	830	214	91
722	Photographic studios, portrait .....	††	††	††	††	3	345	73	20	24
723, 4	Beauty and barber shops.....	††	††	††	††	43	2 821	1 370	295	163
723	Beauty shops .....	††	††	††	††	33	2 323	1 149	244	136
724	Barber shops .....	††	††	††	††	10	498	221	51	27
725	Shoe repair, shoe shine, and hat-cleaning shops.....	††	††	††	††	3	181	37	8	5
726	Funeral service and crematories .....	††	††	††	††	6	1 784	463	100	40
729	Miscellaneous personal services .....	††	††	††	††	13	1 573	360	104	90
73	Business services .....	††	††	††	††	83	18 495	6 886	1 500	744
731	Advertising .....	††	††	††	††	5	(D)	(D)	(D)	(D)
734	Services to dwellings and other buildings .....	††	††	††	††	26	2 812	1 268	287	184
737	Computer and data processing services .....	††	††	††	††	6	3 236	1 060	218	61
7392	Management, consulting, and public relations services.....	††	††	††	††	9	1 210	759	162	89
7394	Equipment rental and leasing services .....	††	††	††	††	9	1 619	355	72	29
Other 73	Other business services .....	††	††	††	††	38	(D)	(D)	(D)	(D)

**Table 4a. Summary Statistics for Firms Subject to Federal Income Tax for Standard Metropolitan Statistical Areas: 1982—Con.**

[For meaning of abbreviations and symbols, see introductory text. For explanation of terms and comparability of 1977 and 1982 censuses, see appendix A. For definitions of SMSA's, see appendix D.]

SIC code	Geographic area and kind of business or operation	All establishments				Establishments with payroll				Paid employees for pay period including March 12 (number)
		Number	Receipts (\$1,000)	Unincorporated businesses or operations		Number	Receipts (\$1,000)	Annual payroll (\$1,000)	First quarter payroll (\$1,000)	
				Individual proprietorships (number)	Partnerships (number)					
<b>ATHENS SMSA—Con.</b>										
75	Automotive repair, services, and garages.....	††	††	††	††	60	26 228	3 408	689	301
751	Automotive rental and leasing, without drivers .....	††	††	††	††	5	1 356	117	56	12
752	Automobile parking .....	††	††	††	††	1	(D)	(D)	(D)	(D)
753	Automotive repair shops .....	††	††	††	††	48	24 519	3 220	617	269
7538	General automotive repair shops .....	††	††	††	††	20	2 784	614	121	63
7531	Top and body repair shops .....	††	††	††	††	13	(D)	(D)	(D)	(D)
7534, 5, 9	Other automotive repair shops .....	††	††	††	††	15	(D)	(D)	(D)	(D)
754	Automotive services, except repair .....	††	††	††	††	6	(D)	(D)	(D)	(D)
76	Miscellaneous repair services .....	††	††	††	††	24	3 731	1 043	229	94
762	Electrical and electronic repair shops .....	††	††	††	††	5	474	149	37	18
7622	Radio and TV repair shops .....	††	††	††	††	1	(D)	(D)	(D)	(D)
7623, 9	Other electrical and electronic repair shops .....	††	††	††	††	4	(D)	(D)	(D)	(D)
764	Reupholstery and furniture repair .....	††	††	††	††	7	463	147	27	15
763, 9	Other repair shops and related services .....	††	††	††	††	12	2 794	747	165	61
78, 79	Amusement and recreation services, including motion pictures.....	††	††	††	††	34	6 168	1 093	260	212
781, 2	Motion picture production, distribution, and services .....	††	††	††	††	1	(D)	(D)	(D)	(D)
783	Motion picture theaters .....	††	††	††	††	6	2 611	434	102	103
792	Producers, orchestras, and entertainers .....	††	††	††	††	1	(D)	(D)	(D)	(D)
793	Bowling alleys and billiards and pool establishments .....	††	††	††	††	3	(D)	(D)	(D)	(D)
79 ex. 792, 3	Commercial sports and other amusement and recreation services ..	††	††	††	††	23	2 988	568	135	91
80, ex. 806	Health services, except hospitals .....	††	††	††	††	194	(D)	(D)	(D)	(D)
801	Offices of physicians .....	††	††	††	††	110	30 080	15 171	3 499	438
802	Offices of dentists .....	††	††	††	††	43	7 626	3 140	763	191
803	Offices of osteopathic physicians .....	††	††	††	††	3	-	-	-	-
8041	Offices of chiropractors .....	††	††	††	††	6	474	105	24	8
8042	Offices of optometrists .....	††	††	††	††	6	720	169	40	17
805	Nursing and personal care facilities .....	††	††	††	††	6	5 891	2 835	664	409
8049, 807, 8, 9	Other health services .....	††	††	††	††	23	(D)	(D)	(D)	(D)
81	Legal services.....	††	††	††	††	42	5 415	1 533	353	137
823, 4, 9	Selected educational services.....	††	††	††	††	3	(D)	(D)	(D)	(D)
891	Engineering, architectural, and surveying services .....	††	††	††	††	13	1 776	815	205	64
893	Accounting, auditing, and bookkeeping services .....	††	††	††	††	28	2 732	1 019	246	73
83, 892, 9	Social and other services .....	††	††	††	††	25	2 575	1 197	286	186
83	Social services .....	**	**	**	**	22	2 311	1 096	257	172
892, 9	Other services .....	**	**	**	**	3	264	101	29	14
<b>ATLANTA SMSA</b>										
	Total.....	††	††	††	††	14 148	5 767 283	2 118 517	511 518	145 140
70	Hotels, motels, and other lodging places .....	††	††	††	††	221	447 697	130 925	31 469	15 668
7011	Hotels, motor hotels, and motels .....	††	††	††	††	202	445 245	130 356	31 352	15 603
7011 pt.	Hotels .....	††	††	††	††	79	303 456	89 065	21 404	9 711
7011 pt.	Hotels, 25 guestrooms or more .....	**	**	**	**	76	(D)	(D)	(D)	(D)
7011 pt.	Hotels, less than 25 guestrooms .....	**	**	**	**	3	(D)	(D)	(D)	(D)
7011 pt.	Motor hotels, and tourist courts .....	**	**	**	**	123	141 799	41 272	9 948	5 892
7011 pt.	Hotels, tourist courts .....	**	**	**	**	100	63 375	14 736	3 466	2 333
7011 pt.	Motor hotels .....	**	**	**	**	23	78 414	26 555	6 482	3 559
702, 3, 4	Other lodging places .....	††	††	††	††	19	2 452	569	117	65
703	Trailer parks and camps .....	††	††	††	††	13	1 664	297	50	27
7032	Sporting and recreational camps .....	††	††	††	††	5	347	75	13	10
7033	Trailer parks and camp sites for transients .....	††	††	††	††	8	1 317	222	37	17
702, 4	Rooming, boarding, and membership lodging .....	††	††	††	††	6	788	272	67	38
702	Rooming and boarding houses .....	††	††	††	††	4	(D)	(D)	(D)	(D)
704	Organization hotels and lodging houses, on membership basis .....	††	††	††	††	2	(D)	(D)	(D)	(D)
72	Personal services .....	††	††	††	††	1 614	262 874	92 185	22 073	11 926
721	Laundry, cleaning, and garment services .....	††	††	††	††	544	117 976	39 831	9 167	4 778
7215	Coin-operated laundries and dry cleaning .....	††	††	††	††	111	13 456	2 875	603	380
7215 pt.	Coin-operated laundries and dry-cleaning stores .....	**	**	**	**	107	8 841	2 008	432	332
7215 pt.	Coin-operated laundry machine routes .....	**	**	**	**	4	4 615	867	171	48
721 ex. 7215	Other laundry, cleaning, and garment services .....	††	††	††	††	433	104 520	36 956	8 564	4 398
7211	Power laundries, family and commercial* .....	**	**	**	**	28	5 546	2 155	509	307
7216	Dry-cleaning plants, except rug cleaning* .....	**	**	**	**	293	46 286	16 605	3 789	2 227
Other 721	Laundry and cleaning services, n.e.c.* .....	**	**	**	**	112	52 688	18 196	4 266	1 864
7212	Garment pressing and agents for laundries and dry cleaners .....	**	**	**	**	28	2 622	760	147	87
7213	Linens supply .....	**	**	**	**	13	14 079	5 924	1 416	548
7217	Carpet and upholstery cleaning .....	**	**	**	**	31	6 783	2 588	590	386
7218	Industrial laundries .....	**	**	**	**	13	25 683	7 850	1 885	1 032
7214, 9	Other laundry, garment services, including diaper* .....	**	**	**	**	27	3 151	1 074	218	131
7214	Diaper service* .....	**	**	**	**	1	(D)	(D)	(D)	(D)
7219	Laundry and garment services, n.e.c. .....	**	**	**	**	26	(D)	(D)	(D)	(D)

**Table 4a. Summary Statistics for Firms Subject to Federal Income Tax for Standard Metropolitan Statistical Areas: 1982—Con.**

[For meaning of abbreviations and symbols, see introductory text. For explanation of terms and comparability of 1977 and 1982 censuses, see appendix A. For definitions of SMSA's, see appendix D.]

SIC code	Geographic area and kind of business or operation	All establishments				Establishments with payroll				Paid employees for pay period including March 12 (number)
		Number	Receipts (\$1,000)	Unincorporated businesses or operations		Number	Receipts (\$1,000)	Annual payroll (\$1,000)	First quarter payroll (\$1,000)	
				Individual proprietorships (number)	Partnerships (number)					
	<b>ATLANTA SMSA—Con.</b>									
<b>72</b>	<b>Personal services—Con.</b>									
722	Photographic studios, portrait .....	††	††	††	††	76	16 394	3 495	898	540
723, 4	Beauty and barber shops.....	††	††	††	††	669	53 657	26 854	6 227	3 068
723	Beauty shops .....	††	††	††	††	604	49 970	25 010	5 792	2 866
724	Barber shops .....	††	††	††	††	65	3 687	1 844	435	202
725	Shoe repair, shoe shine, and hat-cleaning shops.....	††	††	††	††	32	2 566	841	189	98
726	Funeral service and crematories .....	††	††	††	††	78	26 332	6 742	1 627	588
729	Miscellaneous personal services .....	††	††	††	††	215	45 949	14 422	3 965	2 854
729 pt.	Reducing salons and health clubs, except resorts.....	††	††	††	††	52	10 982	4 346	1 052	734
729 pt.	Tax preparation services .....	††	††	††	††	44	5 385	1 938	871	791
729 pt.	Other personal services, n.e.c. ....	††	††	††	††	119	29 582	8 138	2 042	1 329
<b>73</b>	<b>Business services</b> .....	††	††	††	††	3 211	1 924 457	721 212	175 383	51 192
731	Advertising .....	††	††	††	††	247	158 076	57 131	14 565	2 491
7311	Advertising agencies .....	††	††	††	††	166	112 627	43 903	11 415	1 769
7312	Outdoor advertising services .....	††	††	††	††	12	18 706	3 202	575	205
7313	Radio, TV, publishers' advertising representatives .....	††	††	††	††	46	18 247	7 154	1 717	241
7319	Advertising, n.e.c. ....	††	††	††	††	23	8 496	2 872	678	276
734	Services to dwellings and other buildings .....	††	††	††	††	400	168 503	70 562	16 421	10 815
7341	Window cleaning .....	††	††	††	††	5	742	179	42	21
7342	Disinfecting and exterminating services .....	††	††	††	††	104	32 161	13 688	3 147	1 040
7349	Cleaning and maintenance services, n.e.c. ....	††	††	††	††	291	135 600	56 695	13 232	9 754
737	Computer and data processing services.....	††	††	††	††	364	557 993	183 870	45 267	8 117
7372	Computer programming and other software services .....	††	††	††	††	173	243 797	84 786	21 059	3 141
7374	Data processing services .....	††	††	††	††	111	201 956	66 489	16 715	3 759
7374 pt.	Data processing services, except facilities management .....	††	††	††	††	111	(D)	(D)	(D)	(D)
7374 pt.	Computer facilities management .....	††	††	††	††	(D)	(D)	(D)	(D)	(D)
7379	Computer related services, n.e.c. ....	††	††	††	††	80	112 240	32 595	7 493	1 217
7392	Management, consulting, and public relations services.....	††	††	††	††	671	231 991	120 754	28 965	5 492
7392 pt.	Management and administrative services .....	††	††	††	††	137	85 553	23 746	5 003	1 372
7392 pt.	Public relations services .....	††	††	††	††	56	13 887	5 837	1 203	381
7392 pt.	Management consulting services .....	††	††	††	††	278	143 291	65 564	15 558	2 349
7392 pt.	Economic and sociological research .....	††	††	††	††	86	42 671	9 725	2 354	708
7392 pt.	Consulting services, n.e.c. ....	††	††	††	††	114	36 589	15 882	4 047	682
7394	Equipment rental and leasing services .....	††	††	††	††	205	125 615	25 708	6 086	1 622
7394 pt.	Equipment rental .....	††	††	††	††	144	79 799	18 602	4 185	1 122
7394 pt.	Equipment leasing, except finance leasing .....	††	††	††	††	21	28 894	4 714	1 214	204
7394 pt.	Leasing and rental of heavy construction equipment without operators .....	††	††	††	††	29	12 757	1 349	408	130
7394 pt.	Rental of heavy construction equipment with operators .....	††	††	††	††	11	4 165	1 043	279	96
Other 73	Other business services .....	††	††	††	††	1 324	622 279	263 187	64 079	22 655
732	Credit reporting, collection agencies .....	††	††	††	††	85	55 261	16 435	4 216	1 189
732 pt.	Adjustment and collection agencies .....	††	††	††	††	69	31 530	11 396	2 851	856
732 pt.	Mercantile reporting agencies .....	††	††	††	††	4	(D)	(D)	(D)	(D)
732 pt.	Consumer credit reporting agencies .....	††	††	††	††	12	(D)	(D)	(D)	(D)
7331	Direct mail advertising services .....	††	††	††	††	29	25 558	7 167	1 742	547
7332	Blueprinting and photocopying services .....	††	††	††	††	43	15 738	4 704	1 046	318
7333	Commercial photography, art, and graphics.....	††	††	††	††	165	49 465	18 075	4 169	840
7333 pt.	Commercial photography .....	††	††	††	††	50	9 511	3 024	723	155
7333 pt.	Commercial art .....	††	††	††	††	36	7 260	3 048	724	149
7333 pt.	Graphic arts and related design and commercial photography, n.e.c. ....	††	††	††	††	79	32 694	12 003	2 722	536
7339	Stenographic services; and reproduction services, n.e.c. ....	††	††	††	††	84	13 635	5 794	1 316	451
736	Personnel supply services .....	††	††	††	††	289	126 365	84 286	20 643	8 468
7361	Employment agencies .....	††	††	††	††	172	(D)	(D)	(D)	(D)
7362	Help supply services .....	††	††	††	††	114	93 052	68 216	16 606	7 346
7362 pt.	Office help supply services .....	††	††	††	††	69	49 445	35 630	8 127	4 562
7362 pt.	Help supply, except office workers .....	††	††	††	††	45	43 607	32 586	8 479	2 784
7369	Facilities management services .....	††	††	††	††	3	(D)	(D)	(D)	(D)
7391	Research and development laboratories .....	††	††	††	††	18	9 605	3 702	816	210
7397	Testing laboratories and facilities .....	††	††	††	††	15	5 824	2 707	682	152
7393	Detective agencies and protective services .....	††	††	††	††	114	84 663	46 803	11 527	4 896
7393 pt.	Detective agencies and guard services .....	††	††	††	††	87	50 375	34 614	8 469	4 184
7393 pt.	Armored car services .....	††	††	††	††	5	5 355	2 450	575	202
7393 pt.	Burglar and fire alarm systems .....	††	††	††	††	22	28 933	9 739	2 483	510
7395	Photofinishing laboratories* .....	††	††	††	††	51	56 015	18 579	4 578	1 373
7399 pt.	Sign painting shops .....	††	††	††	††	16	2 942	1 001	223	83
7399 pt.	Interior designing .....	††	††	††	††	76	23 708	6 289	1 428	495
7399 pt.	Telephone answering services .....	††	††	††	††	46	7 741	3 624	816	477
735, 7396, 7399 pt.	Other business services, n.e.c. ....	††	††	††	††	293	145 759	44 021	10 876	3 156
735	News syndicates .....	††	††	††	††	4	13 122	4 585	1 047	153
7396	Trading stamp services (sales offices) .....	††	††	††	††	3	(D)	(D)	(D)	(D)
7399 pt.	Water softening services .....	††	††	††	††	8	(D)	(D)	(D)	(D)
7399 pt.	Packaging and labeling services .....	††	††	††	††	9	(D)	(D)	(D)	(D)
7399 pt.	Miscellaneous business services, n.e.c. ....	††	††	††	††	269	97 707	35 652	8 915	2 746

**Table 4a. Summary Statistics for Firms Subject to Federal Income Tax for Standard Metropolitan Statistical Areas: 1982—Con.**

[For meaning of abbreviations and symbols, see introductory text. For explanation of terms and comparability of 1977 and 1982 censuses, see appendix A. For definitions of SMSA's, see appendix D.]

SIC code	Geographic area and kind of business or operation	All establishments				Establishments with payroll				
		Number	Receipts (\$1,000)	Unincorporated businesses or operations		Number	Receipts (\$1,000)	Annual payroll (\$1,000)	First quarter payroll (\$1,000)	Paid employees for pay period including March 12 (number)
				Individual proprietorships (number)	Partnerships (number)					
<b>ATLANTA SMSA—Con.</b>										
75	Automotive repair, services, and garages.....	††	††	††	††	1 247	441 274	90 413	21 017	7 095
751	Automotive rental and leasing, without drivers.....	††	††	††	††	127	210 562	26 474	6 397	1 744
7512 pt.	Passenger car rental, without drivers.....	**	**	**	**	34	54 334	8 274	1 881	595
7512 pt.	Passenger car leasing, except finance leasing.....	**	**	**	**	17	45 744	2 100	528	99
7513 pt.	Truck rental, without drivers.....	**	**	**	**	23	21 665	2 427	587	209
7513 pt.	Truck leasing, except finance leasing.....	**	**	**	**	4	(D)	(D)	(D)	(D)
7515	Utility trailer and recreational vehicle rental.....	**	**	**	**	6	(D)	(D)	(D)	(D)
752	Automobile parking.....	††	††	††	††	162	29 541	4 847	1 190	761
7523	Parking lots.....	**	**	**	**	118	19 374	2 479	557	409
7525	Parking structures.....	**	**	**	**	44	10 167	2 368	633	352
753	Automotive repair shops.....	††	††	††	††	853	180 195	52 017	11 780	3 781
7538	General automotive repair shops.....	**	**	**	**	380	66 727	19 103	4 326	1 408
7538 pt.	General automotive repair shops, except diesel.....	**	**	**	**	350	57 627	16 364	3 715	1 215
7538 pt.	Diesel repair shops.....	**	**	**	**	30	9 100	2 739	611	193
7531	Top and body repair shops.....	††	††	††	††	193	43 399	13 273	2 987	889
7534, 5, 9	Other automotive repair shops.....	††	††	††	††	280	70 069	19 641	4 467	1 484
7534	Tire retreading and repair shops.....	**	**	**	**	25	13 900	2 988	690	224
7535	Paint shops.....	**	**	**	**	39	8 693	2 820	630	258
7539 pt.	Auto electrical and fuel system services.....	**	**	**	**	22	3 224	812	194	66
7539 pt.	Radiator repair.....	**	**	**	**	28	3 935	950	200	83
7539 pt.	Glass replacement and repair.....	**	**	**	**	16	5 633	1 409	326	116
7539 pt.	Brake, front end, and wheel alignment.....	**	**	**	**	51	11 743	3 742	844	263
7539 pt.	Exhaust system services (muffler shops).....	**	**	**	**	21	5 275	1 243	289	87
7539 pt.	Transmission repair shops.....	**	**	**	**	56	12 296	4 023	921	290
7539 pt.	Other automotive repair shops, n.e.c.....	**	**	**	**	22	5 370	1 654	364	97
754	Automotive services, except repair.....	††	††	††	††	105	20 976	7 075	1 650	809
7542	Car washes.....	**	**	**	**	68	12 313	3 780	935	546
7549	Other automotive services.....	**	**	**	**	37	8 663	3 295	715	263
76	Miscellaneous repair services.....	††	††	††	††	568	186 908	70 098	16 157	4 008
762	Electrical and electronic repair shops.....	††	††	††	††	177	55 100	19 835	4 401	1 136
7622	Radio and TV repair shops.....	††	††	††	††	75	16 531	4 983	1 098	386
7623, 9	Other electrical and electronic repair shops.....	††	††	††	††	102	38 569	14 852	3 303	750
7623	Refrigeration and air-conditioning repair shops.....	**	**	**	**	30	19 172	7 638	1 698	339
7629	Electrical and electronic repair shops, n.e.c.....	**	**	**	**	72	19 397	7 214	1 605	411
764	Reupholstery and furniture repair.....	††	††	††	††	71	8 727	2 976	711	299
763, 9	Other repair shops and related services.....	††	††	††	††	320	123 081	47 287	11 045	2 573
763	Watch, clock, and jewelry repair.....	**	**	**	**	37	7 361	2 974	626	192
769	Miscellaneous repair and related services.....	**	**	**	**	283	115 720	44 313	10 419	2 381
7692	Welding repair.....	**	**	**	**	25	7 810	3 100	777	185
7694	Armature rewinding shops.....	**	**	**	**	18	42 594	12 400	3 179	587
7699	Repair shops and related services, n.e.c.....	**	**	**	**	240	65 316	28 813	6 463	1 609
7699 pt.	Farm machinery and equipment repair shops.....	**	**	**	**	2	(D)	(D)	(D)	(D)
7699 pt.	Lawnmower, saw, knife, tool sharpening and repair.....	**	**	**	**	18	3 647	1 199	275	95
7699 pt.	Sewer and septic tank cleaning services.....	**	**	**	**	11	2 833	1 552	365	139
7699 pt.	Other repair and related services, n.e.c.....	**	**	**	**	209	(D)	(D)	(D)	(D)
78, 79	Amusement and recreation services, including motion pictures.....	††	††	††	††	575	279 707	65 473	15 156	6 892
781, 2	Motion picture production, distribution, and services.....	††	††	††	††	78	86 442	8 201	2 086	466
7813	Motion picture production, except for TV.....	**	**	**	**	14	(D)	(D)	(D)	(D)
7814	Motion picture, tape production for TV.....	**	**	**	**	16	4 271	1 047	299	45
7819	Services allied to motion picture production.....	**	**	**	**	15	6 002	1 195	265	62
7823	Motion picture film exchanges.....	**	**	**	**	23	(D)	(D)	(D)	(D)
7824	Film or tape distribution for TV.....	**	**	**	**	3	13 063	1 204	236	31
7829	Services allied to motion picture distribution.....	**	**	**	**	6	1 639	628	180	73
783	Motion picture theaters.....	††	††	††	††	79	37 610	5 346	1 193	995
7832	Motion picture theaters, except drive-in.....	**	**	**	**	63	35 903	4 855	1 068	911
7833	Drive-in motion picture theaters.....	**	**	**	**	16	1 707	391	95	84
792	Producers, orchestras, and entertainers.....	††	††	††	††	50	17 277	3 382	907	362
7922	Theatrical producers (except motion picture) and miscellaneous theatrical services.....	**	**	**	**	25	12 995	2 453	661	208
7922 pt.	Producers of live theatrical productions.....	**	**	**	**	7	(D)	(D)	(D)	(D)
7922 pt.	Producers of radio and TV shows, except tape.....	**	**	**	**	-	-	-	-	-
7922 pt.	Artists' and entertainers' managers or agents, concert bureaus, booking agents.....	**	**	**	**	13	(D)	(D)	(D)	(D)
7922 pt.	Other theatrical services.....	**	**	**	**	5	2 306	543	127	48
7929	Bands, orchestras, actors, and other entertainers and entertainment groups.....	**	**	**	**	25	4 282	929	246	154
7929 pt.	Dance groups and artists.....	**	**	**	**	-	-	-	-	-
7929 pt.	Symphony orchestras, opera companies, and chamber music organizations.....	**	**	**	**	1	(D)	(D)	(D)	(D)
7929 pt.	Other music and entertainment presentations.....	**	**	**	**	24	(D)	(D)	(D)	(D)
793	Bowling alleys and billiards and pool establishments.....	††	††	††	††	27	11 442	2 738	683	450
7932	Billiard and pool establishments.....	**	**	**	**	4	84	19	4	4
7933	Bowling alleys.....	††	††	††	††	23	11 358	2 719	679	446

Table 4a. **Summary Statistics for Firms Subject to Federal Income Tax for Standard Metropolitan Statistical Areas: 1982—Con.**

[For meaning of abbreviations and symbols, see introductory text. For explanation of terms and comparability of 1977 and 1982 censuses, see appendix A. For definitions of SMSAs, see appendix D.]

SIC code	Geographic area and kind of business or operation	All establishments				Establishments with payroll				Paid employees for pay period including March 12 (number)
		Number	Receipts (\$1,000)	Unincorporated businesses or operations		Number	Receipts (\$1,000)	Annual payroll (\$1,000)	First quarter payroll (\$1,000)	
				Individual proprietorships (number)	Partnerships (number)					
	<b>ATLANTA SMSA—Con.</b>									
<b>78, 79</b>	<b>Amusement and recreation services, including motion pictures—Con.</b>									
79 ex. 792, 3	Commercial sports and other amusement and recreation services ..	††	††	††	††	341	126 936	45 806	10 287	4 619
794	Commercial sports .....	††	††	††	††	13	28 760	17 486	4 565	374
7941	Professional sports clubs, managers, promoters .....	††	††	††	††	7	(D)	(D)	(D)	(D)
7941 pt.	Baseball clubs .....	††	††	††	††	1	(D)	(D)	(D)	(D)
7941 pt.	Football clubs .....	††	††	††	††	1	(D)	(D)	(D)	(D)
7941 pt.	Other professional sports clubs .....	††	††	††	††	1	(D)	(D)	(D)	(D)
7941 pt.	Managers and promoters .....	††	††	††	††	4	(D)	(D)	(D)	(D)
7948	Racing, including track operation .....	††	††	††	††	6	(D)	(D)	(D)	(D)
7948 pt.	Auto race track operation .....	††	††	††	††	2	(D)	(D)	(D)	(D)
7948 pt.	Horse race track operation .....	††	††	††	††	-	-	-	-	-
7948 pt.	Dog race track operation .....	††	††	††	††	-	-	-	-	-
7948 pt.	Racing stables and racing, n.e.c. ....	††	††	††	††	4	(D)	(D)	(D)	(D)
79 ex. 792, 3, 4	Other amusement and recreation services .....	††	††	††	††	328	98 176	28 320	5 722	4 245
791	Dance halls, studios, and schools .....	††	††	††	††	52	3 749	1 190	332	307
791 pt.	Public dance halls or ballrooms .....	††	††	††	††	3	(D)	(D)	(D)	(D)
791 pt.	Dance schools, including children's and professionals' .....	††	††	††	††	49	(D)	(D)	(D)	(D)
7992	Public golf courses .....	††	††	††	††	7	882	251	45	32
7993	Coin-operated amusement device operators .....	††	††	††	††	72	(D)	(D)	(D)	(D)
7996	Amusement parks .....	††	††	††	††	4	(D)	(D)	(D)	(D)
7997	Membership sports and recreation clubs .....	††	††	††	††	73	26 224	8 499	1 744	932
7999	Amusement and recreation services, n.e.c. ....	††	††	††	††	120	20 060	5 681	1 442	834
7999 pt.	Concession operators of amusement devices, fides .....	††	††	††	††	8	485	121	31	27
7999 pt.	Carnivals, circuses, and fairs .....	††	††	††	††	-	-	-	-	-
7999 pt.	Carnivals and circuses .....	††	††	††	††	-	-	-	-	-
7999 pt.	Fairs .....	††	††	††	††	-	-	-	-	-
7999 pt.	Other commercial recreation and amusements .....	††	††	††	††	112	19 565	5 560	1 411	807
7999 pt.	Commercial museums, art galleries, and botanical and zoological gardens .....	††	††	††	††	2	(D)	(D)	(D)	(D)
7999 pt.	Roller skating rinks .....	††	††	††	††	19	4 327	1 138	342	222
7999 pt.	Ice skating rinks .....	††	††	††	††	1	(D)	(D)	(D)	(D)
7999 pt.	Other amusement and recreation services, n.e.c. ....	††	††	††	††	90	(D)	(D)	(D)	(D)
<b>80, ex. 806</b>	<b>Health services, except hospitals .....</b>	<b>††</b>	<b>††</b>	<b>††</b>	<b>††</b>	<b>3 633</b>	<b>991 279</b>	<b>443 599</b>	<b>109 546</b>	<b>21 618</b>
801	Offices of physicians .....	††	††	††	††	1 871	589 410	283 060	71 533	9 335
802	Offices of dentists .....	††	††	††	††	951	169 641	66 776	15 952	4 277
803	Offices of osteopathic physicians .....	††	††	††	††	54	9 194	4 643	1 022	205
8041	Offices of chiropractors .....	††	††	††	††	176	19 736	4 802	1 002	422
8042	Offices of optometrists .....	††	††	††	††	104	15 179	4 047	941	321
805	Nursing and personal care facilities .....	††	††	††	††	59	64 482	30 876	7 292	3 899
8051	Skilled nursing care facilities .....	††	††	††	††	36	41 452	20 211	4 740	2 571
8059	Nursing and personal care facilities, n.e.c. ....	††	††	††	††	23	23 030	10 665	2 552	1 328
8049, 807, 8, 9	Other health services .....	††	††	††	††	418	123 637	49 395	11 804	3 159
807	Medical and dental laboratories .....	††	††	††	††	161	67 214	26 790	6 683	1 825
8071	Medical laboratories .....	††	††	††	††	52	44 394	16 183	4 287	1 072
8072	Dental laboratories .....	††	††	††	††	109	22 820	10 607	2 396	753
8049, 808, 9	Other health services, n.e.c. ....	††	††	††	††	257	56 423	22 605	5 121	1 334
8049	Offices of health practitioners, n.e.c. ....	††	††	††	††	155	19 936	8 892	2 055	488
808	Outpatient care facilities .....	††	††	††	††	62	25 677	9 266	1 938	486
809	Health and allied services, n.e.c. ....	††	††	††	††	40	10 810	4 447	1 128	360
<b>81</b>	<b>Legal services .....</b>	<b>††</b>	<b>††</b>	<b>††</b>	<b>††</b>	<b>1 277</b>	<b>422 634</b>	<b>144 060</b>	<b>34 429</b>	<b>6 710</b>
<b>823, 4, 9</b>	<b>Selected educational services .....</b>	<b>††</b>	<b>††</b>	<b>††</b>	<b>††</b>	<b>95</b>	<b>37 769</b>	<b>12 561</b>	<b>3 053</b>	<b>1 059</b>
823	Libraries and information centers .....	††	††	††	††	1	(D)	(D)	(D)	(D)
824	Correspondence schools .....	††	††	††	††	34	21 462	7 201	1 823	552
8241	Business and secretarial schools .....	††	††	††	††	2	(D)	(D)	(D)	(D)
8243	Data processing schools .....	††	††	††	††	2	(D)	(D)	(D)	(D)
8244	Business and secretarial schools .....	††	††	††	††	5	1 356	472	112	102
8249	Vocational schools, except vocational high schools, n.e.c. ....	††	††	††	††	25	(D)	(D)	(D)	(D)
829	Schools and educational services, n.e.c. ....	††	††	††	††	60	(D)	(D)	(D)	(D)
<b>891</b>	<b>Engineering, architectural, and surveying services .....</b>	<b>††</b>	<b>††</b>	<b>††</b>	<b>††</b>	<b>653</b>	<b>510 407</b>	<b>240 366</b>	<b>56 899</b>	<b>10 031</b>
891 pt.	Architectural services .....	††	††	††	††	201	126 152	51 268	11 954	2 015
891 pt.	Engineering services .....	††	††	††	††	355	362 693	176 963	42 699	7 259
891 pt.	Surveying services .....	††	††	††	††	97	21 562	12 135	2 246	757
<b>893</b>	<b>Accounting, auditing, and bookkeeping services .....</b>	<b>††</b>	<b>††</b>	<b>††</b>	<b>††</b>	<b>562</b>	<b>189 358</b>	<b>77 436</b>	<b>19 325</b>	<b>4 556</b>

Table 4a. **Summary Statistics for Firms Subject to Federal Income Tax for Standard Metropolitan Statistical Areas: 1982—Con.**

[For meaning of abbreviations and symbols, see introductory text. For explanation of terms and comparability of 1977 and 1982 censuses, see appendix A. For definitions of SMSA's, see appendix D.]

SIC code	Geographic area and kind of business or operation	All establishments				Establishments with payroll				Paid employees for pay period including March 12 (number)
		Number	Receipts (\$1,000)	Unincorporated businesses or operations		Number	Receipts (\$1,000)	Annual payroll (\$1,000)	First quarter payroll (\$1,000)	
				Individual proprietorships (number)	Partnerships (number)					
<b>ATLANTA SMSA—Con.</b>										
83, 892, 9	<b>Social and other services</b> .....	††	††	††	††	492	72 919	30 189	7 011	4 385
835	Social services.....	**	**	**	**	449	63 100	26 818	6 191	4 170
835	Child day care services.....	**	**	**	**	369	40 496	18 047	4 139	3 449
832, 3, 6, 9	Other social services.....	**	**	**	**	80	22 504	8 771	2 052	721
832	Individual and family social services.....	**	**	**	**	30	2 593	999	217	124
833	Job training and vocational rehabilitation services.....	**	**	**	**	14	(D)	(D)	(D)	(D)
836	Residential care.....	**	**	**	**	20	4 584	1 675	410	200
839	Social services, n.e.c.....	**	**	**	**	16	(D)	(D)	(D)	(D)
892, 9	Other services.....	**	**	**	**	43	9 819	3 371	820	215
892	Noncommercial educational, scientific, and research organizations.....	**	**	**	**	2	(D)	(D)	(D)	(D)
899	Services, n.e.c.....	**	**	**	**	41	(D)	(D)	(D)	(D)
<b>AUGUSTA, GA—S.C., SMSA</b>										
	<b>Total</b> .....	††	††	††	††	1 496	362 607	131 446	30 630	10 905
70	<b>Hotels, motels, and other lodging places</b> .....	††	††	††	††	40	20 630	4 490	1 065	756
7011	Hotels, motor hotels, and motels.....	††	††	††	††	39	(D)	(D)	(D)	(D)
7011 pt.	Hotels.....	††	††	††	††	7	(D)	(D)	(D)	(D)
7011 pt.	Hotels, motor hotels, and tourist courts.....	††	††	††	††	32	15 360	3 076	695	500
702, 3, 4	Other lodging places.....	††	††	††	††	1	(D)	(D)	(D)	(D)
72	<b>Personal services</b> .....	††	††	††	††	227	25 412	8 697	2 162	1 244
721	Laundry, cleaning, and garment services.....	††	††	††	††	70	12 471	4 411	1 081	610
7215	Coin-operated laundries and dry cleaning.....	††	††	††	††	15	747	159	40	34
721 ex.	Other laundry, cleaning, and garment services.....	††	††	††	††	55	11 724	4 252	1 041	576
7215	Power laundries, family and commercial*.....	**	**	**	**	3	356	117	29	22
7216	Dry-cleaning plants, except rug cleaning*.....	**	**	**	**	35	4 571	1 776	431	280
Other 721	Laundry and cleaning services, n.e.c.*.....	**	**	**	**	17	6 797	2 359	581	274
722	Photographic studios, portrait.....	††	††	††	††	10	1 217	236	62	38
723, 4	Beauty and barber shops.....	††	††	††	††	90	4 424	1 906	458	269
723	Beauty shops.....	††	††	††	††	77	3 930	1 685	390	235
724	Barber shops.....	††	††	††	††	13	494	221	68	34
725	Shoe repair, shoe shine, and hat-cleaning shops.....	††	††	††	††	6	232	62	12	11
726	Funeral service and crematories.....	††	††	††	††	15	4 735	1 207	283	111
729	Miscellaneous personal services.....	††	††	††	††	36	2 333	875	266	205
73	<b>Business services</b> .....	††	††	††	††	179	72 080	27 253	5 372	2 595
731	Advertising.....	††	††	††	††	9	1 782	484	133	45
7314	Services to dwellings and other buildings.....	††	††	††	††	10	638	5 633	1 350	852
737	Computer and data processing services.....	††	††	††	††	8	5 837	1 521	370	105
7392	Management, consulting, and public relations services.....	††	††	††	††	12	4 760	1 586	214	151
7394	Equipment rental and leasing services.....	††	††	††	††	26	8 022	1 898	504	172
Other 73	Other business services.....	††	††	††	††	75	41 070	15 331	2 801	1 270
75	<b>Automotive repair, services, and garages</b> .....	††	††	††	††	158	37 499	9 274	2 167	778
751	Automotive rental and leasing, without drivers.....	††	††	††	††	12	13 984	2 596	641	200
752	Automobile parking.....	††	††	††	††	9	(D)	(D)	(D)	(D)
753	Automotive repair shops.....	††	††	††	††	126	22 423	6 290	1 431	521
7538	General automotive repair shops.....	††	††	††	††	57	8 136	2 761	489	206
7531	Top and body repair shops.....	††	††	††	††	35	7 993	2 230	528	160
7534, 5, 9	Other automotive repair shops.....	††	††	††	††	34	6 294	1 819	414	161
754	Automotive services, except repair.....	††	††	††	††	11	(D)	(D)	(D)	(D)
76	<b>Miscellaneous repair services</b> .....	††	††	††	††	67	12 000	4 061	967	369
762	Electrical and electronic repair shops.....	††	††	††	††	21	2 990	943	226	83
7622	Radio and TV repair shops.....	††	††	††	††	11	1 602	519	135	49
7623, 9	Other electrical and electronic repair shops.....	††	††	††	††	10	1 388	424	91	34
764	Reupholstery and furniture repair.....	††	††	††	††	7	563	173	40	23
763, 9	Other repair shops and related services.....	††	††	††	††	39	8 447	2 945	701	263
78, 79	<b>Amusement and recreation services, including motion pictures...</b>	††	††	††	††	77	20 779	5 187	1 479	730
781, 2	Motion picture production, distribution, and services.....	††	††	††	††	1	(D)	(D)	(D)	(D)
783	Motion picture theaters.....	††	††	††	††	12	3 705	741	169	149
792	Producers, orchestras, and entertainers.....	††	††	††	††	5	(D)	(D)	(D)	(D)
793	Bowling alleys and billiards and pool establishments.....	††	††	††	††	5	(D)	(D)	(D)	(D)
79 ex. 792, 3	Commercial sports and other amusement and recreation services.....	††	††	††	††	59	15 056	3 957	1 181	485
80, ex. 806	<b>Health services, except hospitals</b> .....	††	††	††	††	473	130 048	55 500	13 498	3 057
801	Offices of physicians.....	††	††	††	††	287	90 676	39 785	9 803	1 474
802	Offices of dentists.....	††	††	††	††	102	16 694	5 376	1 370	465
803	Offices of osteopathic physicians.....	††	††	††	††	3	129	28	9	3
8041	Offices of chiropractors.....	††	††	††	††	18	1 389	391	108	75
8042	Offices of optometrists.....	††	††	††	††	15	2 715	1 016	238	42
805	Nursing and personal care facilities.....	††	††	††	††	13	10 905	5 396	1 260	736
8049, 807, 8, 9	Other health services.....	††	††	††	††	35	7 541	2 908	710	262
81	<b>Legal services</b> .....	††	††	††	††	134	20 250	6 646	1 487	379

Table 4a. **Summary Statistics for Firms Subject to Federal Income Tax for Standard Metropolitan Statistical Areas: 1982—Con.**

[For meaning of abbreviations and symbols, see introductory text. For explanation of terms and comparability of 1977 and 1982 censuses, see appendix A. For definitions of SMSA's, see appendix D.]

SIC code	Geographic area and kind of business or operation	All establishments				Establishments with payroll				
		Number	Receipts (\$1,000)	Unincorporated businesses or operations		Number	Receipts (\$1,000)	Annual payroll (\$1,000)	First quarter payroll (\$1,000)	Paid employees for pay period including March 12 (number)
				Individual proprietorships (number)	Partnerships (number)					
<b>AUGUSTA, GA.-S.C., SMSA—Con.</b>										
823, 4, 9	Selected educational services.....	††	††	††	††	11	2 324	662	196	116
891	Engineering, architectural, and surveying services.....	††	††	††	††	46	10 904	5 113	1 148	338
893	Accounting, auditing, and bookkeeping services.....	††	††	††	††	46	6 253	2 724	661	211
83, 892, 9	Social and other services.....	††	††	††	††	38	4 428	1 839	428	322
83	Social services.....	**	**	**	**	35	3 868	1 671	403	311
892, 9	Other services.....	**	**	**	**	3	560	168	25	11
<b>CHATTANOOGA, TENN.-GA., SMSA</b>										
	Total.....	††	††	††	††	2 002	544 606	203 663	47 720	16 252
70	Hotels, motels, and other lodging places.....	††	††	††	††	64	42 740	12 181	2 749	1 680
	Hotels, motor hotels, and motels.....	††	††	††	††	60	42 146	12 073	2 730	1 668
7011 pt.	Hotels.....	††	††	††	††	15	14 068	4 712	1 070	687
7011 pt.	Hotels, 25 guestrooms or more.....	**	**	**	**	10	13 767	4 641	1 044	671
7011 pt.	Hotels, less than 25 guestrooms.....	**	**	**	**	5	301	26	16	16
7011 pt.	Motels, motor hotels, and tourist courts.....	††	††	††	††	45	28 078	7 361	1 660	981
7011 pt.	Motels, tourist courts.....	**	**	**	**	42	(D)	(D)	(D)	(D)
7011 pt.	Motor hotels.....	**	**	**	**	3	(D)	(D)	(D)	(D)
702, 3, 4	Other lodging places.....	††	††	††	††	4	594	108	19	12
703	Trailer parks and camps.....	††	††	††	††	4	594	108	19	12
702, 4	Rooming, boarding, and membership lodging.....	††	††	††	††	-	-	-	-	-
72	Personal services.....	††	††	††	††	337	50 040	18 229	4 289	2 294
721	Laundry, cleaning, and garment services.....	††	††	††	††	91	22 625	8 595	2 027	824
7215	Coin-operated laundries and dry cleaning.....	††	††	††	††	21	1 563	336	72	59
721 ex.	Other laundry, cleaning, and garment services.....	††	††	††	††	70	21 042	8 259	1 955	865
7215	Power laundries, family and commercial*.....	**	**	**	**	5	406	194	50	38
7211	Dry-cleaning plants, except rug cleaning*.....	**	**	**	**	4	5 137	2 221	503	239
Other 721	Laundry and cleaning services, n.e.c.*.....	**	**	**	**	24	15 499	5 844	1 387	529
7212	Garment pressing and agents for laundries and dry cleaners.....	**	**	**	**	2	(D)	(D)	(D)	(D)
7213	Linen supply*.....	**	**	**	**	11	(D)	(D)	(D)	(D)
7217	Carpet and upholstery cleaning.....	**	**	**	**	4	(D)	(D)	(D)	(D)
7218	Industrial laundries*.....	**	**	**	**	4	5 816	2 326	527	168
7214, 9	Other laundry, garment services, including diaper*.....	**	**	**	**	2	(D)	(D)	(D)	(D)
722	Photographic studios, portrait.....	††	††	††	††	21	7 927	2 212	432	299
723, 4	Beauty and barber shops.....	††	††	††	††	168	8 783	4 230	1 004	614
723	Beauty shops.....	††	††	††	††	147	8 014	3 923	927	572
724	Barber shops.....	††	††	††	††	21	769	307	77	42
725	Shoe repair, shoe shine, and hat-cleaning shops.....	††	††	††	††	7	262	58	14	6
726	Funeral service and crematories.....	††	††	††	††	23	7 220	2 210	513	225
729	Miscellaneous personal services.....	††	††	††	††	29	3 223	924	239	226
73	Business services.....	††	††	††	††	270	86 311	38 859	8 691	4 244
731	Advertising.....	††	††	††	††	17	4 662	1 784	380	125
7311	Advertising agencies.....	**	**	**	**	15	(D)	(D)	(D)	(D)
7312	Outdoor advertising services.....	**	**	**	**	1	(D)	(D)	(D)	(D)
7313	Radio, TV, publishers' advertising representatives.....	**	**	**	**	-	-	-	-	-
7319	Advertising, n.e.c.....	**	**	**	**	1	(D)	(D)	(D)	(D)
734	Services to dwellings and other buildings.....	††	††	††	††	49	10 109	5 221	1 213	1 090
7341	Window cleaning.....	**	**	**	**	1	(D)	(D)	(D)	(D)
7342	Disinfecting and exterminating services.....	**	**	**	**	19	3 741	1 603	325	123
7349	Cleaning and maintenance services, n.e.c.....	**	**	**	**	29	(D)	(D)	(D)	(D)
737	Computer and data processing services.....	††	††	††	††	23	10 562	3 768	863	222
7372	Computer programming and other software services.....	**	**	**	**	10	(D)	(D)	(D)	(D)
7374	Data processing services.....	**	**	**	**	8	5 965	2 062	491	141
7379	Computer related services, n.e.c.....	**	**	**	**	5	(D)	(D)	(D)	(D)
7392	Management consulting, and public relations services.....	††	††	††	††	32	7 760	3 789	768	173
7394	Equipment rental and leasing services.....	††	††	††	††	15	7 162	2 197	420	154
Other 73	Other business services.....	††	††	††	††	134	46 056	22 100	5 047	2 480
732	Credit reporting, collection agencies.....	**	**	**	**	2	1 156	1 017	232	89
7331	Direct mail advertising services.....	**	**	**	**	2	(D)	(D)	(D)	(D)
7332	Blueprinting and photocopying services.....	**	**	**	**	3	(D)	(D)	(D)	(D)
7333	Commercial photography, art, and graphics.....	**	**	**	**	9	2 027	857	228	55
7339	Stenographic services, and reproduction services, n.e.c.....	**	**	**	**	3	96	23	6	4
736	Personnel supply services.....	**	**	**	**	20	4 063	2 713	625	407
7361	Employment agencies.....	**	**	**	**	13	1 964	1 244	283	136
7362	Help supply services.....	**	**	**	**	7	2 099	1 469	342	271
7369	Facilities management services.....	**	**	**	**	-	-	-	-	-
7391	Research and development laboratories.....	**	**	**	**	1	(D)	(D)	(D)	(D)
7397	Testing laboratories and facilities.....	**	**	**	**	5	2 464	1 094	210	51
7393	Detective agencies and protective services.....	**	**	**	**	2	14 602	9 180	2 161	1 311
7395	Photofinishing laboratories*.....	**	**	**	**	3	(D)	(D)	(D)	(D)



**Table 4a. Summary Statistics for Firms Subject to Federal Income Tax for Standard Metropolitan Statistical Areas: 1982—Con.**

[For meaning of abbreviations and symbols, see introductory text. For explanation of terms and comparability of 1977 and 1982 censuses, see appendix A. For definitions of SMSA's, see appendix D.]

SIC code	Geographic area and kind of business or operation	All establishments				Establishments with payroll				Paid employees for pay period including March 12 (number)
		Number	Receipts (\$1,000)	Unincorporated businesses or operations		Number	Receipts (\$1,000)	Annual payroll (\$1,000)	First quarter payroll (\$1,000)	
				Individual proprietorships (number)	Partnerships (number)					
<b>CHATTANOOGA, TENN.-GA., SMSA—Con.</b>										
73	<b>Business services—Con.</b>									
Other 73	Other business services—Con.									
7399 pt.	Sign painting shops .....	**	**	**	**	5	174	58	13	6
7399 pt.	Interior designing .....	**	**	**	**	7	1 744	339	77	27
7399 pt.	Telephone answering services .....	**	**	**	**	6	8 892	394	91	56
735, 7396, 7399 pt.	Other business services, n.e.c. ....	**	**	**	**	33	8 147	3 979	857	266
75	<b>Automotive repair, services, and garages</b> .....	††	††	††	††	233	53 088	12 011	2 703	986
751	Automotive rental and leasing, without drivers .....	††	††	††	††	27	23 597	3 998	1 009	236
752	Automobile parking .....	††	††	††	††	36	2 920	642	112	73
7523	Parking lots .....	††	††	††	††	28	2 253	456	88	54
7525	Parking structures .....	**	**	**	**	8	667	186	24	19
753	Automotive repair shops .....	††	††	††	††	147	24 066	6 547	1 384	512
7538	General automotive repair shops .....	††	††	††	††	54	7 112	1 918	425	169
7538 pt.	General automotive repair shops, except diesel .....	**	**	**	**	48	6 537	1 765	385	153
7538 pt.	Diesel repair shops .....	**	**	**	**	6	575	153	40	16
7531	Top and body repair shops .....	††	††	††	††	35	6 004	1 599	354	116
7534, 5, 9	Other automotive repair shops .....	††	††	††	††	58	10 950	3 030	605	227
7534	Tire retreading and repair shops .....	**	**	**	**	9	2 566	521	99	40
7535	Paint shops .....	**	**	**	**	5	1 057	410	86	41
7539 pt.	Auto electrical and fuel system services .....	**	**	**	**	1	(D)	(D)	(D)	(D)
7539 pt.	Radiator repair .....	**	**	**	**	6	433	133	35	14
7539 pt.	Glass replacement and repair .....	**	**	**	**	8	1 145	303	62	22
7539 pt.	Brake, front end, and wheel alignment .....	**	**	**	**	7	1 236	514	104	39
7539 pt.	Exhaust system services (muffler shops) .....	**	**	**	**	4	712	183	27	12
7539 pt.	Transmission repair shops .....	**	**	**	**	11	1 780	516	117	32
7539 pt.	Other automotive repair shops, n.e.c. ....	**	**	**	**	7	(D)	(D)	(D)	(D)
754	Automotive services, except repair .....	††	††	††	††	23	2 505	824	198	165
7542	Car washes .....	**	**	**	**	20	2 124	702	172	151
7549	Other automotive services .....	**	**	**	**	3	381	122	26	14
76	<b>Miscellaneous repair services</b> .....	††	††	††	††	89	28 089	7 915	1 923	555
762	Electrical and electronic repair shops .....	††	††	††	††	29	5 478	1 837	430	117
7622	Radio and TV repair shops .....	††	††	††	††	10	1 775	385	92	32
7623, 9	Other electrical and electronic repair shops .....	††	††	††	††	19	3 703	1 452	336	85
7623	Refrigeration and air-conditioning repair shops .....	**	**	**	**	8	410	482	108	31
7629	Electrical and electronic repair shops, n.e.c. ....	**	**	**	**	11	2 293	970	230	54
764	Reupholstery and furniture repair .....	††	††	††	††	14	734	185	59	35
763, 9	Other repair shops and related services .....	††	††	††	††	46	21 877	5 893	1 434	403
763	Watch, clock, and jewelry repair .....	**	**	**	**	3	170	103	27	13
769	Miscellaneous repair and related services .....	**	**	**	**	43	21 707	5 790	1 407	390
7692	Welding repair .....	**	**	**	**	3	1 400	444	95	24
7694	Armature rewinding shops .....	**	**	**	**	4	(D)	(D)	(D)	(D)
7699	Repair shops and related services, n.e.c. ....	**	**	**	**	36	(D)	(D)	(D)	(D)
78, 79	<b>Amusement and recreation services, including motion pictures</b> .....	††	††	††	††	97	24 054	6 272	1 305	760
781, 2	Motion picture production, distribution, and services .....	††	††	††	††	2	(D)	(D)	(D)	(D)
783	Motion picture theaters .....	††	††	††	††	8	(D)	(D)	(D)	(D)
7832	Motion picture theaters, except drive-in .....	**	**	**	**	5	(D)	(D)	(D)	(D)
7833	Drive-in motion picture theaters .....	**	**	**	**	3	(D)	(D)	(D)	(D)
792	Producers, orchestras, and entertainers .....	††	††	††	††	9	260	107	27	17
7922	Theatrical producers (except motion picture) and miscellaneous theatrical services .....	**	**	**	**	2	(D)	(D)	(D)	(D)
7929	Bands, orchestras, actors, and other entertainers and entertainment groups .....	**	**	**	**	7	(D)	(D)	(D)	(D)
793	Bowling alleys and billiards and pool establishments .....	††	††	††	††	3	(D)	(D)	(D)	(D)
7932	Billiard and pool establishments .....	††	††	††	††	1	(D)	(D)	(D)	(D)
7933	Bowling alleys .....	††	††	††	††	2	(D)	(D)	(D)	(D)
79 ex. 792, 3	Commercial sports and other amusement and recreation services .....	††	††	††	††	75	18 292	5 028	979	569
794	Commercial sports .....	††	††	††	††	1	(D)	(D)	(D)	(D)
7941	Professional sports clubs, managers, promoters .....	††	††	††	††	1	(D)	(D)	(D)	(D)
7948	Racing, including track operation .....	††	††	††	††	1	-	-	-	-
79 ex. 792, 3, 4	Other amusement and recreation services .....	††	††	††	††	74	(D)	(D)	(D)	(D)
791	Dance halls, studios, and schools .....	**	**	**	**	4	435	154	38	27
7992	Public golf courses .....	**	**	**	**	5	773	173	40	16
7993	Coin-operated amusement device operators .....	**	**	**	**	10	2 538	586	128	48
7996	Amusement parks .....	**	**	**	**	3	(D)	(D)	(D)	(D)
7997	Membership sports and recreation clubs .....	**	**	**	**	15	5 074	1 597	361	185
7999	Amusement and recreation services, n.e.c. ....	**	**	**	**	37	4 285	1 027	196	224
7999 pt.	Concession operators of amusement devices, rides .....	**	**	**	**	7	612	156	24	28
7999 pt.	Carnivals, circuses, and fairs .....	**	**	**	**	7	-	-	-	-
7999 pt.	Other commercial recreation and amusements .....	**	**	**	**	30	3 673	871	172	196

**Table 4a. Summary Statistics for Firms Subject to Federal Income Tax for Standard Metropolitan Statistical Areas: 1982—Con.**

[For meaning of abbreviations and symbols, see introductory text. For explanation of terms and comparability of 1977 and 1982 censuses, see appendix A. For definitions of SMSA's, see appendix D]

SIC code	Geographic area and kind of business or operation	All establishments				Establishments with payroll				
		Number	Receipts (\$1,000)	Unincorporated businesses or operations		Number	Receipts (\$1,000)	Annual payroll (\$1,000)	First quarter payroll (\$1,000)	Paid employees for pay period including March 12 (number)
				Individual proprietorships (number)	Partnerships (number)					
<b>CHATTANOOGA, TENN.-GA., SMSA—Con.</b>										
80, ex. 806	Health services, except hospitals .....	††	††	††	††	573	169 578	73 568	17 020	3 725
801	Offices of physicians .....	††	††	††	††	291	113 901	52 442	12 255	1 692
802	Offices of dentists .....	††	††	††	††	160	24 288	8 885	1 904	665
803	Offices of osteopathic physicians .....	††	††	††	††	6	530	108	26	16
8041	Offices of chiropractors .....	††	††	††	††	20	1 693	287	75	33
8042	Offices of optometrists .....	††	††	††	††	30	3 310	755	164	69
805	Nursing and personal care facilities .....	††	††	††	††	14	13 780	6 282	1 448	855
8049, 807, 8, 9	Other health services .....	††	††	††	††	52	12 076	4 809	1 148	395
807	Medical and dental laboratories .....	††	††	††	††	17	5 525	1 876	435	137
8071	Medical laboratories .....	††	††	††	††	4	(D)	(D)	(D)	(D)
8072	Dental laboratories .....	††	††	††	††	13	(D)	(D)	(D)	(D)
8049, 808, 9	Other health services, n.e.c. ....	††	††	††	††	35	6 551	2 933	713	258
81	Legal services .....	††	††	††	††	172	45 909	14 816	3 842	790
823, 4, 9	Selected educational services .....	††	††	††	††	6	425	127	25	14
823	Libraries and information centers .....	**	**	**	**	-	-	-	-	-
824	Correspondence schools and vocational schools .....	**	**	**	**	-	-	-	-	-
829	Schools and educational services, n.e.c. ....	**	**	**	**	6	425	127	25	14
891	Engineering, architectural, and surveying services .....	††	††	††	††	54	17 963	9 461	2 798	444
891 pt.	Architectural services .....	**	**	**	**	20	6 893	3 217	1 010	131
891 pt.	Engineering services .....	**	**	**	**	28	10 031	5 733	1 674	274
891 pt.	Surveying services .....	**	**	**	**	6	999	510	114	39
893	Accounting, auditing, and bookkeeping services .....	††	††	††	††	68	24 026	9 259	2 150	505
83, 892, 9	Social and other services .....	††	††	††	††	39	2 383	965	225	255
83	Social services .....	**	**	**	**	38	(D)	(D)	(D)	(D)
835	Child day care services .....	**	**	**	**	1	1 791	103	225	182
832, 3, 6, 9	Other social services .....	**	**	**	**	9	(D)	(D)	(D)	(D)
892, 9	Other services .....	**	**	**	**	1	(D)	(D)	(D)	(D)
<b>COLUMBUS, GA.-ALA., SMSA</b>										
	Total .....	††	††	††	††	1 007	236 865	99 533	24 178	8 673
70	Hotels, motels, and other lodging places .....	††	††	††	††	24	13 943	3 481	579	475
7011	Hotels, motor hotels, and motels .....	††	††	††	††	22	(D)	(D)	(D)	(D)
7011 pt.	Hotels .....	††	††	††	††	11	9 011	2 458	346	291
7011 pt.	Motels, motor hotels, and tourist courts .....	††	††	††	††	11	(D)	(D)	(D)	(D)
702, 3, 4	Other lodging places .....	††	††	††	††	2	(D)	(D)	(D)	(D)
72	Personal services .....	††	††	††	††	175	23 856	8 991	2 268	1 235
721	Laundry, cleaning, and garment services .....	††	††	††	††	52	10 334	4 309	1 036	594
7215	Coin-operated laundries and dry cleaning .....	††	††	††	††	13	876	221	52	30
721 ex. 7215	Other laundry, cleaning, and garment services .....	††	††	††	††	39	9 458	4 088	984	564
7216	Power laundries, family and commercial* .....	**	**	**	**	3	(D)	(D)	(D)	(D)
7216	Dry-cleaning plants, except rug cleaning .....	**	**	**	**	4	4 916	2 241	547	353
Other 721	Laundry and cleaning services, n.e.c. ....	**	**	**	**	26	(D)	(D)	(D)	(D)
722	Photographic studios, portrait .....	††	††	††	††	10	2 424	482	112	92
723, 4	Beauty and barber shops .....	††	††	††	††	81	4 507	2 225	504	296
723	Beauty shops .....	††	††	††	††	71	3 334	1 549	359	237
724	Barber shops .....	††	††	††	††	10	1 173	676	145	59
725	Shoe repair, shoe shine, and hat-cleaning shops .....	††	††	††	††	4	129	42	8	5
726	Funeral service and crematories .....	††	††	††	††	11	3 912	1 097	347	79
729	Miscellaneous personal services .....	††	††	††	††	17	2 550	836	261	169
73	Business services .....	††	††	††	††	146	42 762	20 777	5 085	2 586
731	Advertising .....	††	††	††	††	12	1 403	565	126	40
734	Services to dwellings and other buildings .....	††	††	††	††	37	12 244	7 107	1 689	1 165
737	Computer and data processing services .....	††	††	††	††	4	2 528	919	205	50
7392	Management, consulting, and public relations services .....	††	††	††	††	12	4 925	1 951	294	132
7394	Equipment rental and leasing services .....	††	††	††	††	19	4 562	1 132	266	91
Other 73	Other business services .....	††	††	††	††	57	17 100	9 104	2 505	1 108
75	Automotive repair, services, and garages .....	††	††	††	††	106	20 650	5 566	1 359	599
751	Automotive rental and leasing, without drivers .....	††	††	††	††	7	3 121	483	123	48
752	Automobile parking .....	††	††	††	††	4	437	206	25	25
753	Automotive repair shops .....	††	††	††	††	85	15 516	4 517	1 114	426
7538	General automotive repair shops .....	††	††	††	††	35	4 446	1 196	281	133
7531	Top and body repair shops .....	††	††	††	††	20	5 302	1 640	402	136
7534, 5, 9	Other automotive repair shops .....	††	††	††	††	30	5 768	1 681	431	157
754	Automotive services, except repair .....	††	††	††	††	10	1 576	470	99	100

**Table 4a. Summary Statistics for Firms Subject to Federal Income Tax for Standard Metropolitan Statistical Areas: 1982—Con.**

[For meaning of abbreviations and symbols, see introductory text. For explanation of terms and comparability of 1977 and 1982 censuses, see appendix A. For definitions of SMSA's, see appendix D.]

SIC code	Geographic area and kind of business or operation	All establishments				Establishments with payroll				
		Number	Receipts (\$1,000)	Unincorporated businesses or operations		Number	Receipts (\$1,000)	Annual payroll (\$1,000)	First quarter payroll (\$1,000)	Paid employees for pay period including March 12 (number)
				Individual proprietorships (number)	Partnerships (number)					
<b>COLUMBUS, GA.-ALA., SMSA—Con.</b>										
76	Miscellaneous repair services .....	††	††	††	††	57	4 980	1 534	355	158
762	Electrical and electronic repair shops .....	††	††	††	††	21	1 906	568	129	59
7622, 9	Radio and TV repair shops .....	††	††	††	††	10	406	139	33	18
7623, 9	Other electrical and electronic repair shops .....	††	††	††	††	11	1 500	429	96	41
764	Raupholstery and furniture repair .....	††	††	††	††	12	577	200	39	27
763, 9	Other repair shops and related services .....	††	††	††	††	24	2 497	766	187	72
78, 79	Amusement and recreation services, including motion pictures .....	††	††	††	††	41	8 863	2 635	596	416
781, 2	Motion picture production, distribution, and services .....	††	††	††	††	-	-	-	-	-
783	Motion picture theaters .....	††	††	††	††	6	(D)	(D)	(D)	(D)
792	Producers, orchestras, and entertainers .....	††	††	††	††	1	(D)	(D)	(D)	(D)
793	Bowling alleys and billiards and pool establishments .....	††	††	††	††	5	1 359	368	97	83
79 ex. 792, 3	Commercial sports and other amusement and recreation services .....	††	††	††	††	29	4 352	1 776	393	258
80, ex. 806	Health services, except hospitals .....	††	††	††	††	266	89 084	42 640	10 623	2 191
801	Offices of physicians .....	††	††	††	††	149	58 249	29 897	7 689	908
802	Offices of dentists .....	††	††	††	††	62	11 384	4 070	919	275
803	Offices of osteopathic physicians .....	††	††	††	††	1	(D)	(D)	(D)	(D)
8041	Offices of chiropractors .....	††	††	††	††	10	(D)	(D)	(D)	(D)
8042	Offices of optometrists .....	††	††	††	††	8	1 495	590	138	47
805	Nursing and personal care facilities .....	††	††	††	††	6	9 199	4 836	1 073	709
8049, 807, 8, 9	Other health services .....	††	††	††	††	30	7 929	3 272	770	226
81	Legal services .....	††	††	††	††	96	18 244	7 349	1 747	414
823, 4, 9	Selected educational services .....	††	††	††	††	7	1 029	525	130	52
891	Engineering, architectural, and surveying services .....	††	††	††	††	21	4 160	1 630	323	94
893	Accounting, auditing, and bookkeeping services .....	††	††	††	††	34	6 130	3 051	771	196
83, 892, 9	Social and other services .....	††	††	††	††	34	3 164	1 354	342	257
83	Social services .....	**	**	**	**	29	(D)	(D)	(D)	(D)
892, 9	Other services .....	**	**	**	**	5	(D)	(D)	(D)	(D)
<b>MACON SMSA</b>										
	Total .....	††	††	††	††	1 240	321 629	119 718	27 738	10 113
70	Hotels, motels, and other lodging places .....	††	††	††	††	43	24 459	6 142	1 360	884
7011	Hotels, motor hotels, and motels .....	††	††	††	††	42	(D)	(D)	(D)	(D)
7011 pt.	Hotels .....	††	††	††	††	8	4 388	960	245	173
7011 pt.	Hotels, motor hotels, and tourist courts .....	††	††	††	††	34	(D)	(D)	(D)	(D)
702, 3, 4	Other lodging places .....	††	††	††	††	1	(D)	(D)	(D)	(D)
72	Personal services .....	††	††	††	††	176	21 274	7 725	1 902	1 238
721	Laundry, cleaning, and garment services .....	††	††	††	††	53	9 113	3 730	891	617
7215	Coin-operated laundries and dry cleaning .....	††	††	††	††	13	958	236	55	56
721 ex. 7215	Other laundry, cleaning, and garment services .....	††	††	††	††	40	8 155	3 494	836	561
7211	Power laundries, family and commercial* .....	**	**	**	**	4	1 007	739	173	198
7216	Dry-cleaning plants, except rug cleaning* .....	**	**	**	**	28	2 733	1 205	293	215
Other 721	Laundry and cleaning services, n.e.c.* .....	**	**	**	**	8	4 415	1 550	370	148
722	Photographic studios, portrait .....	††	††	††	††	7	1 137	229	60	45
723, 4	Beauty and barber shops .....	††	††	††	††	86	4 083	1 974	479	276
723	Beauty shops .....	††	††	††	††	78	3 876	1 870	452	255
724	Barber shops .....	††	††	††	††	8	207	104	27	21
725	Shoe repair, shoe shine, and hat-cleaning shops .....	††	††	††	††	5	259	53	18	8
726	Funeral service and crematories .....	††	††	††	††	13	4 926	1 206	279	120
729	Miscellaneous personal services .....	††	††	††	††	12	1 756	538	175	172
73	Business services .....	††	††	††	††	145	51 809	20 780	4 485	2 140
731	Advertising .....	††	††	††	††	5	3 000	746	183	51
734	Services to dwellings and other buildings .....	††	††	††	††	41	20 398	8 845	1 976	1 075
737	Computer and data processing services .....	††	††	††	††	10	3 779	1 504	311	76
7392	Management, consulting, and public relations services .....	††	††	††	††	21	4 531	1 725	362	166
7394	Equipment rental and leasing services .....	††	††	††	††	12	7 345	1 636	371	115
Other 73	Other business services .....	††	††	††	††	56	12 756	6 354	1 282	657
75	Automotive repair, services, and garages .....	††	††	††	††	156	32 243	8 080	1 845	743
751	Automotive rental and leasing, without drivers .....	††	††	††	††	12	9 783	1 792	462	135
752	Automobile parking .....	††	††	††	††	11	(D)	(D)	(D)	(D)
753	Automotive repair shops .....	††	††	††	††	120	20 063	5 774	1 242	515
7538	General automotive repair shops .....	††	††	††	††	43	5 439	1 637	286	115
7531	Top and body repair shops .....	††	††	††	††	33	5 542	1 911	407	151
7534, 5, 9	Other automotive repair shops .....	††	††	††	††	44	9 082	2 466	549	246
754	Automotive services, except repair .....	††	††	††	††	13	(D)	(D)	(D)	(D)

**Table 4a. Summary Statistics for Firms Subject to Federal Income Tax for Standard Metropolitan Statistical Areas: 1982—Con.**

[For meaning of abbreviations and symbols, see introductory text. For explanation of terms and comparability of 1977 and 1982 censuses, see appendix A. For definitions of SMSA's, see appendix D.]

SiC code	Geographic area and kind of business or operation	All establishments				Establishments with payroll				Paid employees for pay period including March 12 (number)
		Number	Receipts (\$1,000)	Unincorporated businesses or operations		Number	Receipts (\$1,000)	Annual payroll (\$1,000)	First quarter payroll (\$1,000)	
				Individual proprietorships (number)	Partnerships (number)					
<b>MACON SMSA—Con.</b>										
76	Miscellaneous repair services .....	††	††	††	††	75	13 146	3 665	846	304
762	Electrical and electronic repair shops .....	††	††	††	††	30	4 141	1 308	291	108
7622	Radio and TV repair shops .....	††	††	††	††	12	1 116	401	96	40
7623, 9	Other electrical and electronic repair shops .....	††	††	††	††	18	3 025	907	195	68
764	Reupholstery and furniture repair .....	††	††	††	††	11	982	281	66	36
763, 9	Other repair shops and related services .....	††	††	††	††	34	8 023	2 076	489	160
78, 79	Amusement and recreation services, including motion pictures .....	††	††	††	††	47	14 201	2 799	615	372
781, 2	Motion picture production, distribution, and services .....	††	††	††	††	-	-	-	-	-
783	Motion picture theaters .....	††	††	††	††	6	(D)	(D)	(D)	(D)
792	Producers, orchestras, and entertainers .....	††	††	††	††	4	(D)	(D)	(D)	(D)
793	Bowling alleys and billiards and pool establishments .....	††	††	††	††	5	1 557	569	149	102
79 ex. 792, 3	Commercial sports and other amusement and recreation services .....	††	††	††	††	32	(D)	(D)	(D)	(D)
80, ex. 806	Health services, except hospitals .....	††	††	††	††	355	(D)	(D)	(D)	(D)
801	Offices of physicians .....	††	††	††	††	194	67 345	33 969	8 239	1 026
802	Offices of dentists .....	††	††	††	††	84	18 798	7 739	1 730	449
803	Offices of osteopathic physicians .....	††	††	††	††	8	(D)	(D)	(D)	(D)
8041	Offices of chiropractors .....	††	††	††	††	9	1 116	289	53	26
8042	Offices of optometrists .....	††	††	††	††	22	19 311	8 652	2 138	1 247
805	Nursing and personal care facilities .....	††	††	††	††	38	10 140	3 425	789	259
8049, 807, 8, 9	Other health services .....	††	††	††	††	8	(D)	(D)	(D)	(D)
81	Legal services .....	††	††	††	††	102	21 122	4 965	1 151	427
823, 4, 9	Selected educational services .....	††	††	††	††	2	(D)	(D)	(D)	(D)
891	Engineering, architectural, and surveying services .....	††	††	††	††	41	9 950	4 589	1 079	264
893	Accounting, auditing, and bookkeeping services .....	††	††	††	††	45	10 030	4 263	882	289
83, 892, 9	Social and other services .....	††	††	††	††	53	5 065	2 131	487	385
83	Social services .....	††	††	††	††	50	(D)	(D)	(D)	(D)
892, 9	Other services .....	††	††	††	††	3	(D)	(D)	(D)	(D)
<b>SAVANNAH SMSA</b>										
70	Hotels, motels, and other lodging places .....	††	††	††	††	1 267	348 477	136 235	33 650	10 370
7011	Hotels, motor hotels, and motels .....	††	††	††	††	58	47 502	12 310	2 687	1 600
7011 pt.	Hotels .....	††	††	††	††	51	46 662	12 218	2 667	1 584
7011 pt.	Motels, motor hotels, and tourist courts .....	††	††	††	††	16	29 423	8 740	1 897	1 054
702, 3, 4	Other lodging places .....	††	††	††	††	35	17 239	3 478	770	530
72	Personal services .....	††	††	††	††	170	24 662	9 503	2 347	1 195
721	Laundry, cleaning, and garment services .....	††	††	††	††	47	12 038	4 747	1 186	497
7215	Coin-operated laundries and dry cleaning .....	††	††	††	††	14	862	180	50	37
721 ex. 7215	Other laundry, cleaning, and garment services .....	††	††	††	††	33	11 176	4 567	1 136	460
7216	Power laundries, family and commercial* .....	††	††	††	††	4	1 130	567	133	78
7216	Dry-cleaning plants, except rug cleaning* .....	††	††	††	††	17	3 899	1 767	474	173
Other 721	Laundry and cleaning services, n.e.c.* .....	††	††	††	††	13	6 147	2 233	529	209
722	Photographic studios, portrait .....	††	††	††	††	9	2 529	1 062	259	152
723, 4	Beauty and barber shops .....	††	††	††	††	79	(D)	(D)	(D)	(D)
723	Beauty shops .....	††	††	††	††	72	3 549	1 601	393	244
724	Barber shops .....	††	††	††	††	7	(D)	(D)	(D)	(D)
725	Shoe repair, shoe shine, and hat-cleaning shops .....	††	††	††	††	2	(D)	(D)	(D)	(D)
726	Funeral services and crematories .....	††	††	††	††	10	3 643	1 134	226	82
729	Miscellaneous personal services .....	††	††	††	††	23	2 425	730	228	165
73	Business services .....	††	††	††	††	214	52 364	19 666	4 710	2 210
731	Advertising .....	††	††	††	††	11	3 545	997	226	76
734	Services to dwellings and other buildings .....	††	††	††	††	46	7 218	3 664	850	651
737	Computer and data processing services .....	††	††	††	††	14	3 648	1 305	286	78
7392	Management, consulting, and public relations services .....	††	††	††	††	32	7 405	2 694	825	234
7394	Equipment rental and leasing services .....	††	††	††	††	30	11 742	2 568	646	157
Other 73	Other business services .....	††	††	††	††	81	18 806	8 438	1 977	1 014
75	Automotive repair, services, and garages .....	††	††	††	††	106	30 770	8 869	2 074	718
751	Automotive rental and leasing, without drivers .....	††	††	††	††	14	9 442	1 644	367	154
752	Automobile parking .....	††	††	††	††	4	(D)	(D)	(D)	(D)
753	Automotive repair shops .....	††	††	††	††	84	20 055	6 855	1 689	509
753B	General automotive repair shops .....	††	††	††	††	34	7 362	2 670	640	232
7531	Top and body repair shops .....	††	††	††	††	21	4 227	1 337	312	101
7534, 5, 9	Other automotive repair shops .....	††	††	††	††	29	8 466	2 848	637	206
754	Automotive services, except repair .....	††	††	††	††	4	(D)	(D)	(D)	(D)

**Table 4a. Summary Statistics for Firms Subject to Federal Income Tax for Standard Metropolitan Statistical Areas: 1982—Con.**

[For meaning of abbreviations and symbols, see introductory text. For explanation of terms and comparability of 1977 and 1982 censuses, see appendix A. For definitions of SMSA's, see appendix D.]

SIC code	Geographic area and kind of business or operation	All establishments				Establishments with payroll				
		Number	Receipts (\$1,000)	Unincorporated businesses or operations		Number	Receipts (\$1,000)	Annual payroll (\$1,000)	First quarter payroll (\$1,000)	Paid employees for pay period including March 12 (number)
				Individual proprietorships (number)	Partnerships (number)					
	<b>SAVANNAH SMSA—Con.</b>									
76	Miscellaneous repair services .....	††	††	††	††	71	20 912	6 756	1 654	466
762	Electrical and electronic repair shops .....	††	††	††	††	20	5 210	1 423	328	98
7622, 9	Radio and TV repair shops .....	††	††	††	††	10	2 440	431	89	33
7623, 9	Other electrical and electronic repair shops .....	††	††	††	††	10	2 770	892	239	65
764	Reupholstery and furniture repair .....	††	††	††	††	11	1 096	374	89	37
763, 9	Other repair shops and related services .....	††	††	††	††	40	14 606	4 959	1 237	331
78, 79	Amusement and recreation services, including motion pictures .....	††	††	††	††	52	15 130	3 551	753	492
781, 2	Motion picture production, distribution, and services .....	††	††	††	††	4	(D)	(D)	(D)	(D)
783	Motion picture theaters .....	††	††	††	††	7	3 208	480	105	74
792	Producers, orchestras, and entertainers .....	††	††	††	††	6	304	105	25	32
793	Bowling alleys and billiards and pool establishments .....	††	††	††	††	4	(D)	(D)	(D)	(D)
79 ex. 792, 3	Commercial sports and other amusement and recreation services .....	††	††	††	††	31	9 402	2 386	483	279
80, ex. 806	Health services, except hospitals .....	††	††	††	††	320	(D)	(D)	(D)	(D)
801	Offices of physicians .....	††	††	††	††	185	72 439	40 766	11 005	1 219
802	Offices of dentists .....	††	††	††	††	72	13 804	5 638	1 337	365
803	Offices of osteopathic physicians .....	††	††	††	††	-	-	-	-	-
8041	Offices of chiropractors .....	††	††	††	††	8	850	350	81	15
8042	Offices of optometrists .....	††	††	††	††	11	(D)	(D)	(D)	(D)
805	Nursing and personal care facilities .....	††	††	††	††	7	6 542	3 504	822	496
8049, 807, 8, 9	Other health services .....	††	††	††	††	37	8 360	3 504	830	268
81	Legal services .....	††	††	††	††	131	24 263	9 021	1 979	491
823, 4, 9	Selected educational services .....	††	††	††	††	3	(D)	(D)	(D)	(D)
891	Engineering, architectural, and surveying services .....	††	††	††	††	52	16 386	7 381	2 050	323
893	Accounting, auditing, and bookkeeping services .....	††	††	††	††	54	7 403	3 153	778	216
83, 892, 9	Social and other services .....	††	††	††	††	36	(D)	(D)	(D)	(D)
83	Social services .....	**	**	**	**	36	(D)	(D)	(D)	(D)
892, 9	Other services .....	**	**	**	**	-	(D)	(D)	(D)	(D)

**Table 4b. Summary Statistics for Firms Exempt From Federal Income Tax for Standard Metropolitan Statistical Areas: 1982**

[Includes only establishments with payroll. For meaning of abbreviations and symbols, see introductory text. For explanation of terms and comparability of 1977 and 1982 censuses, see appendix A. For definitions of SMSA's, see appendix D.]

SIC code	Geographic area and kind of business or operation	Establishments (number)	Revenue (\$1,000)	Annual payroll (\$1,000)	First quarter payroll (\$1,000)	Paid employees for pay period including March 12 (number)
	<b>ALBANY SMSA</b>					
	Total .....	72	15 722	5 959	1 438	624
7011 pt., 7032, 704	Hotels, camps, and membership lodging .....	-	-	-	-	-
7391, 2, 7	Research, testing, and consulting services .....	-	-	-	-	-
792, 7997, 7999 pt., 84	Selected amusement, recreation, and related services .....	7	1 942	596	131	56
805, 8, 9	Selected health services .....	5	3 720	1 375	363	99
805	Nursing and personal care facilities .....	1	(D)	(D)	(D)	(D)
806	Outpatient care facilities .....	4	(D)	(D)	(D)	(D)
809	Health and allied services, n.e.c. ....	-	-	-	-	-
81	Legal aid societies and similar legal services .....	1	(D)	(D)	(D)	(D)
823, 4, 9	Selected educational services .....	-	-	-	-	-
83	Social services .....	26	(D)	(D)	(D)	(D)
835	Child day care services .....	9	(D)	(D)	(D)	(D)
832, 3, 6, 9	Other social services .....	17	(D)	(D)	(D)	(D)

**Table 4b. Summary Statistics for Firms Exempt From Federal Income Tax for Standard Metropolitan Statistical Areas: 1982—Con.**

[Includes only establishments with payroll. For meaning of abbreviations and symbols, see introductory text. For explanation of terms and comparability of 1977 and 1982 censuses, see appendix A. For definitions of SMSA's, see appendix D]

SIC code	Geographic area and kind of business or operation	Establishments (number)	Revenue (\$1,000)	Annual payroll (\$1,000)	First quarter payroll (\$1,000)	Paid employees for pay period including March 12 (number)
<b>ALBANY SMSA—Con.</b>						
861, 2, 4, 9	Selected membership organizations -----	33	5 001	1 696	414	215
861	Business associations -----	5	1 053	347	98	26
864	Civic, social, and fraternal associations -----	21	3 541	1 274	300	160
862, 9	Other membership organizations -----	7	407	75	16	9
892	Noncommercial educational, scientific, and research organizations -----	-	-	-	-	-
<b>ATHENS SMSA</b>						
Total -----		91	24 394	7 231	1 726	1 028
7011 pt., 7032, 704	Hotels, camps, and membership lodging -----	19	(D)	(D)	(D)	(D)
7391, 2, 7	Research, testing, and consulting services -----	-	-	-	-	-
792, 7997, 7999 pt., 84	Selected amusement, recreation, and related services -----	2	(D)	(D)	(D)	(D)
805, 8, 9	Selected health services -----	4	1 148	841	175	98
805	Nursing and personal care facilities -----	1	(D)	(D)	(D)	(D)
808	Outpatient care facilities -----	1	(D)	(D)	(D)	(D)
809	Health and allied services, n.e.c. -----	2	(D)	(D)	(D)	(D)
81	Legal aid societies and similar legal services -----	2	(D)	(D)	(D)	(D)
823, 4, 9	Selected educational services -----	3	61	32	6	3
83	Social services -----	32	15 175	3 884	949	514
835	Child day care services -----	10	1 151	670	156	88
832, 3, 6, 9	Other social services -----	22	14 024	3 214	793	426
861, 2, 4, 9	Selected membership organizations -----	29	4 288	1 877	448	296
861	Business associations -----	5	854	327	77	39
864	Civic, social, and fraternal associations -----	17	2 541	1 197	263	214
862, 9	Other membership organizations -----	7	893	353	88	43
892	Noncommercial educational, scientific, and research organizations -----	-	-	-	-	-
<b>ATLANTA SMSA</b>						
Total -----		1 061	549 858	179 638	41 442	14 799
7011 pt., 7032, 704	Hotels, camps, and membership lodging -----	30	4 034	797	183	95
7011 pt. 7032	Hotels -----	3	(D)	(D)	(D)	(D)
704	Sporting and recreational camps -----	2	(D)	(D)	(D)	(D)
	Organization hotels and lodging houses, on membership basis -----	25	3 392	532	136	78
7391, 2, 7	Research, testing, and consulting services -----	13	11 093	2 119	521	113
7391	Research and development laboratories -----	1	(D)	(D)	(D)	(D)
7392	Management, consulting, and public relations services -----	10	(D)	(D)	(D)	(D)
7397	Testing laboratories and facilities -----	2	(D)	(D)	(D)	(D)
792, 7997, 7999 pt., 84	Selected amusement, recreation, and related services -----	82	44 842	18 578	3 763	1 597
792	Producers, orchestras, and entertainers -----	12	9 183	3 285	569	178
7922	Theatrical producers (except motion picture) and miscellaneous theatrical services -----	4	(D)	(D)	(D)	(D)
7929	Bands, orchestras, actors, and other entertainers and entertainment groups -----	8	(D)	(D)	(D)	(D)
7999 pt., 84	Museums, art galleries, and botanical and zoological gardens -----	11	5 967	2 373	538	179
7999 pt.	Commercial museums, art galleries, and botanical and zoological gardens -----	1	(D)	(D)	(D)	(D)
84	Noncommercial museums, art galleries, and botanical and zoological gardens -----	10	(D)	(D)	(D)	(D)
8411	Noncommercial museums and art galleries -----	7	(D)	(D)	(D)	(D)
8421	Noncommercial arboreta, botanical and zoological gardens -----	3	929	304	68	25
7997	Membership sports and recreation clubs -----	59	29 692	12 920	2 656	1 240
7999 pt.	Fairs -----	-	-	-	-	-
805, 8, 9	Selected health services -----	52	61 348	28 595	6 812	2 398
805	Nursing and personal care facilities -----	11	21 206	11 713	2 829	1 300
8051	Skilled nursing care facilities -----	6	(D)	(D)	(D)	(D)
8059	Nursing and personal care facilities, n.e.c. -----	5	(D)	(D)	(D)	(D)
808	Outpatient care facilities -----	27	34 555	13 022	2 825	792
809	Health and allied services, n.e.c. -----	14	5 587	3 860	1 158	306
81	Legal aid societies and similar legal services -----	13	(D)	(D)	(D)	(D)

**Table 4b. Summary Statistics for Firms Exempt From Federal Income Tax for Standard Metropolitan Statistical Areas: 1982—Con.**

[Includes only establishments with payroll. For meaning of abbreviations and symbols, see introductory text. For explanation of terms and comparability of 1977 and 1982 censuses, see appendix A. For definitions of SMSA's, see appendix D]

SIC code	Geographic area and kind of business or operation	Establishments (number)	Revenue (\$1,000)	Annual payroll (\$1,000)	First quarter payroll (\$1,000)	Paid employees for pay period including March 12 (number)
<b>ATLANTA SMSA—Con.</b>						
823, 4, 9	Selected educational services .....	46	15 532	5 664	1 405	544
823	Libraries and information centers .....	6	605	284	73	44
824	Correspondence schools and vocational schools .....	10	1 505	647	156	68
8241, 9	Correspondence and vocational schools, except vocational high schools, n.e.c. ....	10	1 505	647	156	68
8243, 4	Data processing, business, and secretarial schools .....	-	-	-	-	-
829	Schools and educational services, n.e.c. ....	30	13 422	4 733	1 176	432
83	<b>Social services</b> .....	325	190 495	55 537	13 131	5 360
835	Child day care services .....	78	14 868	8 214	1 925	1 151
832, 3, 6, 9	Other social services .....	247	175 827	47 323	11 206	4 209
832	Individual and family social services .....	107	44 889	13 356	3 181	1 277
833	Job training and vocational rehabilitation services .....	24	6 466	3 845	885	415
836	Residential care .....	30	25 790	7 665	1 842	840
839	Social services, n.e.c. ....	86	38 482	22 457	5 298	1 677
861, 2, 4, 9	<b>Selected membership organizations</b> .....	483	179 357	54 587	12 681	4 094
861	Business associations .....	151	93 849	24 620	5 790	1 381
864	Civic, social, and fraternal associations .....	185	38 327	13 973	3 078	1 640
862, 9	Other membership organizations .....	147	47 181	15 994	3 813	1 073
862	Professional membership organizations .....	67	22 651	7 630	1 818	417
869	Membership organizations, n.e.c. ....	80	24 530	8 364	1 995	656
892	<b>Noncommercial educational, scientific, and research organizations</b> .....	17	(D)	(D)	(D)	(D)
<b>AUGUSTA, GA.-S.C., SMSA</b>						
Total .....		148	31 802	11 900	2 966	1 545
7011 pt., 7032, 704	Hotels, camps, and membership lodging .....	-	-	-	-	-
7391, 2, 7	Research, testing, and consulting services .....	1	(D)	(D)	(D)	(D)
792, 7997, 7999 pt., 84	Selected amusement, recreation, and related services .....	15	5 267	1 522	343	280
805, 8, 9	<b>Selected health services</b> .....	14	6 964	3 262	938	300
805	Nursing and personal care facilities .....	1	(D)	(D)	(D)	(D)
808	Outpatient care facilities .....	9	(D)	(D)	(D)	(D)
809	Health and allied services, n.e.c. ....	5	2 648	946	211	85
81	Legal aid societies and similar legal services .....	1	(D)	(D)	(D)	(D)
823, 4, 9	Selected educational services .....	3	(D)	(D)	(D)	(D)
83	<b>Social services</b> .....	53	11 773	4 118	989	597
835	Child day care services .....	10	748	485	123	83
832, 3, 6, 9	Other social services .....	43	11 025	3 633	866	514
861, 2, 4, 9	<b>Selected membership organizations</b> .....	61	6 992	2 498	574	326
861	Business associations .....	10	1 284	493	108	30
864	Civic, social, and fraternal associations .....	41	4 187	1 640	377	261
862, 9	Other membership organizations .....	10	1 521	365	89	35
892	<b>Noncommercial educational, scientific, and research organizations</b> .....	-	-	-	-	-
<b>CHATTANOOGA, TENN.-GA., SMSA</b>						
Total .....		247	66 731	24 629	6 004	2 901
7011 pt., 7032, 704	Hotels, camps, and membership lodging .....	5	(D)	(D)	(D)	(D)
7391, 2, 7	Research, testing, and consulting services .....	-	-	-	-	-
792, 7997, 7999 pt., 84	Selected amusement, recreation, and related services .....	23	5 957	2 286	596	465
805, 8, 9	<b>Selected health services</b> .....	12	15 003	6 371	1 527	526
805	Nursing and personal care facilities .....	1	(D)	(D)	(D)	(D)
808	Outpatient care facilities .....	6	7 075	2 766	736	211
809	Health and allied services, n.e.c. ....	5	(D)	(D)	(D)	(D)
81	Legal aid societies and similar legal services .....	1	(D)	(D)	(D)	(D)
823, 4, 9	Selected educational services .....	6	683	225	56	26
83	<b>Social services</b> .....	99	26 755	8 880	2 136	1 244
835	Child day care services .....	23	1 559	1 051	256	250
832, 3, 6, 9	Other social services .....	76	25 196	7 829	1 880	994

Table 4b. **Summary Statistics for Firms Exempt From Federal Income Tax for Standard Metropolitan Statistical Areas: 1982—Con.**

[Includes only establishments with payroll. For meaning of abbreviations and symbols, see introductory text. For explanation of terms and comparability of 1977 and 1982 censuses, see appendix A. For definitions of SMSA's, see appendix D]

SIC code	Geographic area and kind of business or operation	Establishments (number)	Revenue (\$1,000)	Annual payroll (\$1,000)	First quarter payroll (\$1,000)	Paid employees for pay period including March 12 (number)
<b>CHATTANOOGA, TENN.-GA., SMSA—Con.</b>						
861, 2, 4, 9	Selected membership organizations .....	100	17 457	6 377	1 561	599
861	Business associations .....	19	4 099	1 394	379	103
864	Civic, social, and fraternal associations .....	55	7 139	2 812	680	366
862, 9	Other membership organizations .....	26	6 159	2 171	502	130
892	Noncommercial educational, scientific, and research organizations .....	1	(D)	(D)	(D)	(D)
<b>COLUMBUS, GA.-ALA., SMSA</b>						
Total .....		104	19 203	6 567	1 493	784
7011 pt., 7032, 704	Hotels, camps, and membership lodging .....	2	(D)	(D)	(D)	(D)
7391, 2, 7	Research, testing, and consulting services .....	1	(D)	(D)	(D)	(D)
792, 7997, 7999 pt., 84	Selected amusement, recreation, and related services .....	6	2 501	884	157	86
805, 8, 9	Selected health services .....	5	628	334	75	25
805	Nursing and personal care facilities .....	-	-	-	-	-
808	Outpatient care facilities .....	3	(D)	(D)	(D)	(D)
809	Health and allied services, n.e.c. ....	2	(D)	(D)	(D)	(D)
81	Legal aid societies and similar legal services .....	2	(D)	(D)	(D)	(D)
823, 4, 9	Selected educational services .....	1	(D)	(D)	(D)	(D)
83	Social services .....	37	10 121	2 843	659	367
835	Child day care services .....	6	1 173	849	171	114
832, 3, 6, 9	Other social services .....	31	8 948	1 994	488	253
861, 2, 4, 9	Selected membership organizations .....	48	4 580	1 880	457	258
861	Business associations .....	5	638	310	75	21
864	Civic, social, and fraternal associations .....	34	3 114	1 332	320	199
862, 9	Other membership organizations .....	9	828	238	62	38
892	Noncommercial educational, scientific, and research organizations .....	2	(D)	(D)	(D)	(D)
<b>MACON SMSA</b>						
Total .....		139	29 936	11 320	2 686	1 258
7011 pt., 7032, 704	Hotels, camps, and membership lodging .....	-	-	-	-	-
7391, 2, 7	Research, testing, and consulting services .....	1	(D)	(D)	(D)	(D)
792, 7997, 7999 pt., 84	Selected amusement, recreation, and related services .....	11	1 483	461	92	50
805, 8, 9	Selected health services .....	4	1 597	853	208	94
805	Nursing and personal care facilities .....	1	(D)	(D)	(D)	(D)
808	Outpatient care facilities .....	2	(D)	(D)	(D)	(D)
809	Health and allied services, n.e.c. ....	1	(D)	(D)	(D)	(D)
81	Legal aid societies and similar legal services .....	1	(D)	(D)	(D)	(D)
823, 4, 9	Selected educational services .....	2	(D)	(D)	(D)	(D)
83	Social services .....	51	14 039	5 390	1 285	635
835	Child day care services .....	11	995	638	154	109
832, 3, 6, 9	Other social services .....	40	13 044	4 742	1 131	526
861, 2, 4, 9	Selected membership organizations .....	68	11 702	4 064	987	450
861	Business associations .....	14	1 331	585	169	45
864	Civic, social, and fraternal associations .....	44	8 194	2 389	560	327
862, 9	Other membership organizations .....	10	2 177	1 090	258	78
892	Noncommercial educational, scientific, and research organizations .....	1	(D)	(D)	(D)	(D)



**Table 4b. Summary Statistics for Firms Exempt From Federal Income Tax for Standard Metropolitan Statistical Areas: 1982—Con.**

[Includes only establishments with payroll. For meaning of abbreviations and symbols, see introductory text. For explanation of terms and comparability of 1977 and 1982 censuses, see appendix A. For definitions of SMSA's, see appendix D]

SIC code	Geographic area and kind of business or operation	Establishments (number)	Revenue (\$1,000)	Annual payroll (\$1,000)	First quarter payroll (\$1,000)	Paid employees for pay period including March 12 (number)
	<b>SAVANNAH SMSA</b>					
	Total .....	148	38 503	16 013	3 846	2 005
7011 pL, 7032, 704	Hotels, camps, and membership lodging .....	1	(D)	(D)	(D)	(D)
7391, 2, 7	Research, testing, and consulting services .....	2	(D)	(D)	(D)	(D)
792, 7997, 7999 pL, 84	Selected amusement, recreation, and related services .....	15	3 395	1 783	419	302
805, 8, 9	Selected health services .....	9	4 547	2 716	668	256
805	Nursing and personal care facilities .....	1	(D)	(D)	(D)	(D)
808	Outpatient care facilities .....	6	3 561	2 214	551	204
809	Health and allied services, n.e.c. ....	2	(D)	(D)	(D)	(D)
81	Legal aid societies and similar legal services .....	1	(D)	(D)	(D)	(D)
823, 4, 9	Selected educational services .....	10	753	444	113	60
83	Social services .....	47	16 710	7 130	1 711	890
835	Child day care services .....	11	1 600	958	230	151
832, 3, 6, 9	Other social services .....	36	15 110	6 172	1 481	739
861, 2, 4, 9	Selected membership organizations .....	62	12 350	3 561	840	467
861	Business associations .....	10	1 598	583	150	44
864	Civic, social, and fraternal associations .....	36	4 144	1 924	422	284
862, 9	Other membership organizations .....	16	6 608	1 054	268	139
892	Noncommercial educational, scientific, and research organizations .....	1	(D)	(D)	(D)	(D)

**Table 5a. Summary Statistics for Firms Subject to Federal Income Tax for the Area Outside Standard Metropolitan Statistical Areas: 1982**

[For meaning of abbreviations and symbols, see introductory text. For explanation of terms and comparability of 1977 and 1982 censuses, see appendix A. For definitions of SMSA's, see appendix D]

SIC code	Kind of business or operation	All establishments				Establishments with payroll				Paid employees for pay period including March 12 (number)
		Number	Receipts (\$1,000)	Unincorporated businesses or operations		Number	Receipts (\$1,000)	Annual payroll (\$1,000)	First quarter payroll (\$1,000)	
				Individual proprietorships (number)	Partnerships (number)					
	Total .....	††	††	††	††	8 061	1 508 017	535 392	125 755	50 326
70	Hotels, motels, and other lodging places .....	††	††	††	††	391	195 152	51 961	11 804	7 304
7011	Hotels, motor hotels, and motels .....	††	††	††	††	355	191 944	51 404	11 681	7 229
7011 pL	Hotels .....	††	††	††	††	73	71 742	24 388	5 449	2 749
7011 pL	Hotels, 25 guestrooms or more .....	**	**	**	**	48	69 572	24 012	9 347	2 671
7011 pL	*Hotels, motor hotels, and tourist courts .....	**	**	**	**	25	2 170	376	102	78
7011 pL	Hotels, tourist courts .....	**	**	**	**	282	120 202	27 016	6 232	4 480
7011 pL	Motor hotels .....	**	**	**	**	275	116 336	26 004	5 998	4 317
7011 pL	Motor hotels .....	**	**	**	**	7	3 866	1 012	234	163
702, 3, 4	Other lodging places .....	††	††	††	††	36	3 208	557	123	75
703	Travelling parks and camps .....	††	††	††	††	28	2 923	434	106	66
702, 4	Rooming, boarding, and membership lodging .....	††	††	††	††	8	285	63	17	9
72	Personal services .....	††	††	††	††	1 391	113 391	34 581	8 246	5 088
721	Laundry, cleaning, and garment services .....	††	††	††	††	386	41 014	13 772	3 185	2 082
7215	Coin-operated laundries and dry cleaning .....	††	††	††	††	97	4 635	829	193	213
721 ex, 7215	Other laundry, cleaning, and garment services .....	††	††	††	††	289	36 379	12 943	2 992	1 869
7211	Power laundries, family and commercial* .....	**	**	**	**	26	3 353	1 475	337	245
7216	Dry-cleaning plants, except rug cleaning* .....	**	**	**	**	202	17 652	6 105	1 437	1 049
Other 721	Laundry and cleaning services, n.e.c.* .....	**	**	**	**	61	15 374	5 363	1 218	575
7212	Garment pressing and agents for laundries and dry cleaners .....	**	**	**	**	11	746	279	55	42
7213	Linen supply .....	**	**	**	**	9	4 922	1 912	456	201
7217	Carpet and upholstery cleaning .....	**	**	**	**	20	1 346	232	72	55
7218	Industrial laundriers* .....	**	**	**	**	12	7 963	2 725	598	246
7214, 9	Other laundry, garment services, including diaper* .....	**	**	**	**	9	397	155	37	31
722	Photographic studios, portrait .....	††	††	††	††	47	(D)	(D)	(D)	(D)
723, 4	Beauty and barber shops .....	††	††	††	††	566	(D)	(D)	(D)	(D)
723	Beauty shops .....	††	††	††	††	18 904	7 761	1 847	1 312	1 312
724	Barber shops .....	††	††	††	††	41	(D)	(D)	(D)	(D)
725	Shoe repair, shoe shine, and hat-cleaning shops .....	††	††	††	††	11	475	111	23	24
726	Funeral service and crematories .....	††	††	††	††	245	40 560	9 546	2 307	996
729	Miscellaneous personal services .....	††	††	††	††	136	7 330	2 057	566	462

**Table 5a. Summary Statistics for Firms Subject to Federal Income Tax for the Area Outside Standard Metropolitan Statistical Areas: 1982—Con.**

[For meaning of abbreviations and symbols, see introductory text. For explanation of terms and comparability of 1977 and 1982 censuses, see appendix A. For definitions of SMSA's, see appendix D.]

SIC code	Kind of business or operation	All establishments				Establishments with payroll				Paid employees for pay period including March 12 (number)
		Number	Receipts (\$1,000)	Unincorporated businesses or operations		Number	Receipts (\$1,000)	Annual payroll (\$1,000)	First quarter payroll (\$1,000)	
				Individual proprietorships (number)	Partnerships (number)					
73	<b>Business services</b>	††	††	††	††	786	159 064	59 975	13 866	6 089
731	Advertising	††	††	††	††	37	11 631	3 754	864	265
7311	Advertising agencies	**	**	**	**	21	5 950	1 974	389	120
7312	Outdoor advertising services	**	**	**	**	10	4 830	1 399	381	107
7313	Radio, TV, publishers' advertising representatives	**	**	**	**	1	(D)	(D)	(D)	(D)
7319	Advertising, n.e.c.	**	**	**	**	5	(D)	(D)	(D)	(D)
734	Services to dwellings and other buildings	††	††	††	††	234	32 548	15 658	3 741	2 064
7341	Window cleaning	**	**	**	**	4	(D)	(D)	(D)	(D)
7342	Disinfecting and exterminating services	**	**	**	**	97	15 736	6 382	1 486	571
7349	Cleaning and maintenance services, n.e.c.	**	**	**	**	133	(D)	(D)	(D)	(D)
737	Computer and data processing services	††	††	††	††	48	18 027	5 457	1 223	384
7372	Computer programming and other software services	**	**	**	**	12	(D)	(D)	(D)	(D)
7374	Data processing services	**	**	**	**	27	11 785	3 621	831	290
7379	Computer related services, n.e.c.	**	**	**	**	9	(D)	(D)	(D)	(D)
7392	Management, consulting, and public relations services	††	††	††	††	99	18 688	8 015	1 974	445
7394	Equipment rental and leasing services	††	††	††	††	62	16 295	3 014	704	287
Other 73	Other business services	††	††	††	††	306	61 875	24 077	5 360	2 644
732	Credit reporting, collection agencies	**	**	**	**	69	6 167	2 323	514	255
7321	Direct mail advertising services	**	**	**	**	2	(D)	(D)	(D)	(D)
7332	Blueprinting and photocopying services	**	**	**	**	15	1 449	36	6	5
7333	Commercial photography, art, and graphics	**	**	**	**	15	1 211	379	90	40
7339	Stenographic services; and reproduction services, n.e.c.	**	**	**	**	28	948	323	68	63
736	Personnel supply services	**	**	**	**	31	16 646	8 647	1 905	798
7361	Employment agencies	**	**	**	**	14	1 621	926	137	117
7362	Help supply services	**	**	**	**	13	(D)	(D)	(D)	(D)
7369	Facilities management services	**	**	**	**	4	(D)	(D)	(D)	(D)
7391	Research and development laboratories	**	**	**	**	2	(D)	(D)	(D)	(D)
7397	Testing laboratories and facilities	**	**	**	**	9	2 654	1 112	255	71
7393	Detective agencies and protective services	**	**	**	**	32	7 190	4 223	1 075	730
7395	Photofinishing laboratories	**	**	**	**	10	4 041	702	143	112
7399 pt.	Sign painting shops	**	**	**	**	12	775	238	40	25
7399 pt.	Interior designing	**	**	**	**	14	702	132	23	18
7399 pt.	Telephone answering services	**	**	**	**	15	1 037	120	89	89
735, 7396, 7399 pt.	Other business services, n.e.c.	**	**	**	**	63	19 096	5 175	1 056	419
75	<b>Automotive repair, services, and garages</b>	††	††	††	††	936	159 144	32 549	7 675	3 225
751	Automotive rental and leasing, without drivers	††	††	††	††	57	41 480	5 045	1 298	403
752	Automobile parking	††	††	††	††	5	213	60	13	12
7523	Parking lots	**	**	**	**	5	213	60	13	12
7525	Parking structures	**	**	**	**	1	-	-	-	-
753	Automotive repair shops	††	††	††	††	823	113 814	26 591	6 150	2 637
7538	General automotive repair shops	**	**	**	**	380	(D)	(D)	(D)	(D)
7538 pt.	General automotive repair shops, except diesel	**	**	**	**	348	38 808	8 967	2 083	940
7539 pt.	Diesel repair shops	**	**	**	**	32	(D)	(D)	(D)	(D)
7531	Top and body repair shops	††	††	††	††	217	(D)	(D)	(D)	(D)
7534, 5, 9	Other automotive repair shops	††	††	††	††	226	39 645	9 561	2 172	941
7534	Tire retreading and repair shops	**	**	**	**	34	14 597	2 965	667	309
7535	Paint shops	**	**	**	**	15	1 618	443	98	40
7539 pt.	Auto electrical and fuel system services	**	**	**	**	1	5 278	1 305	310	124
7539 pt.	Radiator repair	**	**	**	**	20	1 601	382	87	39
7539 pt.	Glass replacement and repair	**	**	**	**	21	2 960	777	180	79
7539 pt.	Brake, front end, and wheel alignment	**	**	**	**	26	3 270	818	175	70
7539 pt.	Exhaust system services (muffler shops)	**	**	**	**	15	2 055	408	92	45
7539 pt.	Transmission repair shops	**	**	**	**	48	4 950	1 192	269	118
7539 pt.	Other automotive repair shops, n.e.c.	**	**	**	**	10	3 316	1 183	294	117
754	Automotive services, except repair	††	††	††	††	51	3 637	853	214	173
7542	Car washes	**	**	**	**	36	2 622	598	162	137
7549	Other automotive services	**	**	**	**	15	1 115	255	52	36
76	<b>Miscellaneous repair services</b>	††	††	††	††	459	62 015	15 809	3 611	1 540
762	Electrical and electronic repair shops	††	††	††	††	156	(D)	(D)	(D)	(D)
7622	Radio and TV repair shops	††	††	††	††	70	(D)	(D)	(D)	(D)
7623, 9	Other electrical and electronic repair shops	**	**	**	**	86	11 208	2 714	616	277
7629	Refrigeration and air conditioning repair shops	**	**	**	**	5	5 523	1 271	284	126
7629	Electrical and electronic repair shops, n.e.c.	**	**	**	**	51	5 585	1 443	322	151
764	Reupholstery and furniture repair	††	††	††	††	49	(D)	(D)	(D)	(D)
763, 9	Other repair shops and related services	††	††	††	††	254	40 722	10 808	2 497	995
763	Watch, clock, and jewelry repair	**	**	**	**	4	411	61	15	10
769	Miscellaneous repair and related services	**	**	**	**	250	40 311	10 747	2 482	985
7692	Welding repair	**	**	**	**	74	11 718	3 580	798	310
7694	Armature rewinding shops	**	**	**	**	38	9 897	2 617	625	204
7699	Repair shops and related services, n.e.c.	**	**	**	**	138	18 696	4 550	1 059	471

**Table 5a. Summary Statistics for Firms Subject to Federal Income Tax for the Area Outside Standard Metropolitan Statistical Areas: 1982—Con.**

[For meaning of abbreviations and symbols, see introductory text. For explanation of terms and comparability of 1977 and 1982 censuses, see appendix A. For definitions of SMSA's, see appendix D.]

SIC code	Kind of business or operation	All establishments				Establishments with payroll				
		Number	Receipts (\$1,000)	Unincorporated businesses or operations		Number	Receipts (\$1,000)	Annual payroll (\$1,000)	First quarter payroll (\$1,000)	Paid employees for pay period including March 12 (number)
				Individual proprietors (number)	Partnerships (number)					
78, 79	Amusement and recreation services, including motion pictures...	††	††	††	††	361	(D)	(D)	(D)	(D)
781, 2	Motion picture production, distribution, and services .....	††	††	††	††	6	(D)	(D)	(D)	(D)
783	Motion picture theaters .....	††	††	††	††	76	12 825	1 999	468	555
7832	Motion picture theaters, except drive-in .....	††	††	††	††	53	11 542	1 675	394	440
7833	Drive-in motion picture theaters .....	**	**	**	**	23		324	74	115
792	Producers, orchestras, and entertainers .....	††	††	††	††	5	467	153	44	17
7922	Theatrical producers (except motion picture) and miscellaneous theatrical services .....	**	**	**	**	4	(D)	(D)	(D)	(D)
7929	Bands, orchestras, actors, and other entertainers and entertainment groups .....	**	**	**	**	1	(D)	(D)	(D)	(D)
793	Bowling alleys and billiards and pool establishments .....	††	††	††	††	42	4 501	1 145	290	228
7932	Billiard and pool establishments .....	††	††	††	††	24	1 665	331	81	66
7933	Bowling alleys .....	††	††	††	††	18	2 836	814	209	162
79 ex. 792, 3	Commercial sports and other amusement and recreation services .....	††	††	††	††	232	29 061	7 324	1 584	1 117
794	Commercial sports .....	††	††	††	††	6	775	233	47	20
7941	Professional sports clubs, managers, promoters .....	††	††	††	††	-	-	-	-	-
7948	Racing, including track operation .....	††	††	††	††	6	775	233	47	20
79 ex. 792, 4	Other amusement and recreation services .....	††	††	††	††	226	28 286	7 091	1 537	1 097
791	Dance halls, studios, and schools .....	**	**	**	**	22	(D)	(D)	(D)	(D)
7992	Public golf courses .....	**	**	**	**	9	(D)	(D)	(D)	(D)
7993	Coin-operated amusement device operators .....	**	**	**	**	53	8 090	1 707	387	188
7996	Amusement parks .....	**	**	**	**	4	1 357	247	37	21
7997	Membership sports and recreation clubs .....	**	**	**	**	51	7 107	2 288	484	347
7999	Amusement and recreation services, n.e.c. ....	**	**	**	**	87	8 106	1 888	409	362
7999 pt.	Concession operators of amusement devices, rides .....	**	**	**	**	9	(D)	(D)	(D)	(D)
7999 pt.	Carnivals, circuses, and fairs .....	**	**	**	**	3	(D)	(D)	(D)	(D)
7999 pt.	Other commercial recreation and amusements .....	**	**	**	**	75	(D)	(D)	(D)	(D)
80, ex. 806	Health services, except hospitals .....	††	††	††	††	2 200	(D)	(D)	(D)	(D)
801	Offices of physicians .....	††	††	††	††	1 111	296 920	142 186	33 985	5 711
802	Offices of dentists .....	††	††	††	††	530	83 275	30 505	7 403	2 292
803	Offices of osteopathic physicians .....	††	††	††	††	15	1 979	749	179	59
8041	Offices of chiropractors .....	††	††	††	††	83	(D)	(D)	(D)	(D)
8042	Offices of optometrists .....	††	††	††	††	125	17 215	4 781	1 101	353
805	Nursing and personal care facilities .....	††	††	††	††	163	140 521	69 483	16 427	9 589
8049, 807, 8, 9	Other health services .....	††	††	††	††	173	31 960	13 447	3 187	1 053
807	Medical and dental laboratories .....	††	††	††	††	61	14 068	6 381	1 534	499
8071	Medical laboratories .....	††	††	††	††	17	4 874	2 403	619	208
8072	Dental laboratories .....	††	††	††	††	44	9 194	3 978	915	291
8049, 808, 9	Other health services, n.e.c. ....	††	††	††	††	112	17 892	7 066	1 653	554
81	Legal services .....	††	††	††	††	709	89 971	24 739	5 691	1 966
823, 4, 9	Selected educational services .....	††	††	††	††	16	1 036	315	43	53
823	Libraries and information centers .....	**	**	**	**	1	(D)	(D)	(D)	(D)
824	Correspondence schools and vocational schools .....	**	**	**	**	2	(D)	(D)	(D)	(D)
823	Schools and educational services, n.e.c. ....	**	**	**	**	13	(D)	(D)	(D)	(D)
891	Engineering, architectural, and surveying services .....	††	††	††	††	186	(D)	(D)	(D)	(D)
891 pt.	Architectural services .....	**	**	**	**	48	8 337	3 652	850	213
891 pt.	Engineering services .....	**	**	**	**	43	7 511	3 438	805	231
891 pt.	Surveying services .....	**	**	**	**	95	(D)	(D)	(D)	(D)
893	Accounting, auditing, and bookkeeping services .....	††	††	††	††	378	56 830	23 349	5 430	1 735
83, 892, 9	Social and other services .....	††	††	††	††	248	20 917	8 310	1 910	1 393
83	Social services .....	**	**	**	**	242	(D)	(D)	(D)	(D)
835	Child day care services .....	**	**	**	**	221	11 101	4 762	1 103	1 018
832, 3, 6, 9	Other social services .....	**	**	**	**	21	(D)	(D)	(D)	(D)
892, 9	Other services .....	**	**	**	**	6	(D)	(D)	(D)	(D)

**Table 5b. Summary Statistics for Firms Exempt From Federal Income Tax for the Area Outside Standard Metropolitan Statistical Areas: 1982**

[Includes only establishments with payroll. For meaning of abbreviations and symbols, see introductory text. For explanation of terms and comparability of 1977 and 1982 censuses, see appendix A. For definitions of SMSA's, see appendix D.]

SIC code	Kind of business or operation	Establishments (number)	Revenue (\$1,000)	Annual payroll (\$1,000)	First quarter payroll (\$1,000)	Paid employees for pay period including March 12 (number)
	<b>Total</b> .....	<b>926</b>	<b>137 028</b>	<b>58 174</b>	<b>13 600</b>	<b>7 525</b>
7011 pt., 7032, 704	<b>Hotels, camps, and membership lodging</b> .....	<b>14</b>	<b>3 814</b>	<b>1 164</b>	<b>246</b>	<b>148</b>
7011 pt.	Hotels .....	2	(D)	(D)	(D)	(D)
7032	Sporting and recreational camps .....	7	(D)	(D)	(D)	(D)
704	Organization hotels and lodging houses, on membership basis .....	5	(D)	(D)	(D)	(D)
7391, 2, 7	<b>Research, testing, and consulting services</b> .....	<b>2</b>	<b>(D)</b>	<b>(D)</b>	<b>(D)</b>	<b>(D)</b>
7391	Research and development laboratories .....	-	-	-	-	-
7392	Management, consulting, and public relations services .....	2	(D)	(D)	(D)	(D)
7397	Testing laboratories and facilities .....	-	-	-	-	-
792, 7997, 7999 pt., 84	<b>Selected amusement, recreation, and related services</b> .....	<b>68</b>	<b>18 903</b>	<b>6 650</b>	<b>1 430</b>	<b>868</b>
792	Producers, orchestras, and entertainers .....	4	(D)	(D)	(D)	(D)
7922	Theatrical producers (except motion picture) and miscellaneous theatrical services .....	1	(D)	(D)	(D)	(D)
7929	Bands, orchestras, actors, and other entertainers and entertainment groups .....	3	(D)	(D)	(D)	(D)
7999 pt., 84	Museums, art galleries, and botanical and zoological gardens .....	9	1 191	429	108	64
7999 pt.	Commercial museums, art galleries, and botanical and zoological gardens .....	3	(D)	(D)	(D)	(D)
84	Noncommercial museums, art galleries, and botanical and zoological gardens .....	6	(D)	(D)	(D)	(D)
8411	Noncommercial museums and art galleries .....	6	(D)	(D)	(D)	(D)
8421	Noncommercial arboreta, botanical and zoological gardens .....	-	-	-	-	-
7997	Membership sports and recreation clubs .....	52	16 106	5 960	1 270	779
7999 pt.	Fairs .....	3	(D)	(D)	(D)	(D)
805, 8, 9	<b>Selected health services</b> .....	<b>70</b>	<b>30 604</b>	<b>14 170</b>	<b>3 243</b>	<b>1 447</b>
805	Nursing and personal care facilities .....	9	12 959	6 282	1 414	767
8051	Skilled nursing care facilities .....	6	(D)	(D)	(D)	(D)
8059	Nursing and personal care facilities, n.e.c. .....	3	(D)	(D)	(D)	(D)
808	Outpatient care facilities .....	27	4 132	1 943	509	176
809	Health and allied services, n.e.c. .....	34	13 513	5 945	1 320	504
81	<b>Legal aid societies and similar legal services</b> .....	<b>10</b>	<b>(D)</b>	<b>(D)</b>	<b>(D)</b>	<b>(D)</b>
823, 4, 9	<b>Selected educational services</b> .....	<b>14</b>	<b>1 295</b>	<b>798</b>	<b>203</b>	<b>104</b>
823	Libraries and information centers .....	5	(D)	(D)	(D)	(D)
824	Correspondence schools and vocational schools .....	-	-	-	-	-
8241, 9	Correspondence and vocational schools, except vocational high schools, n.e.c. .....	-	-	-	-	-
8243, 4	Data processing, business, and secretarial schools .....	-	-	-	-	-
829	Schools and educational services, n.e.c. .....	9	(D)	(D)	(D)	(D)
83	<b>Social services</b> .....	<b>328</b>	<b>50 531</b>	<b>24 385</b>	<b>5 874</b>	<b>3 667</b>
835	Child day care services .....	87	10 622	5 833	1 475	886
832, 3, 6, 9	Other social services .....	241	39 908	18 552	4 399	2 781
832	Individual and family social services .....	156	15 333	6 752	1 576	856
833	Job training and vocational rehabilitation services .....	32	8 057	5 134	1 235	1 177
836	Residential care .....	17	5 954	2 148	468	228
839	Social services, n.e.c. .....	36	10 565	4 518	1 020	520
861, 2, 4, 9	<b>Selected membership organizations</b> .....	<b>418</b>	<b>26 780</b>	<b>9 274</b>	<b>2 170</b>	<b>1 179</b>
861	Business associations .....	94	7 205	2 797	675	240
864	Civic, social, and fraternal associations .....	174	13 905	4 362	977	623
862, 9	Other membership organizations .....	150	5 670	2 115	518	316
862	Professional membership organizations .....	9	378	136	32	15
869	Membership organizations, n.e.c. .....	141	5 292	1 979	486	301
892	<b>Noncommercial educational, scientific, and research organizations</b> .....	<b>2</b>	<b>(D)</b>	<b>(D)</b>	<b>(D)</b>	<b>(D)</b>

**Table 6. Summary Statistics for Firms Subject to Federal Income Tax for Counties With 300 Establishments or More: 1982**

[For meaning of abbreviations and symbols, see introductory text. For explanation of terms and comparability of 1977 and 1982 censuses, see appendix A. For information on geographic areas followed by Δ, see appendix F.]

SIC code	Geographic area and kind of business or operation	All establishments				Establishments with payroll				
		Number	Receipts (\$1,000)	Unincorporated businesses or operations		Number	Receipts (\$1,000)	Annual payroll (\$1,000)	First quarter payroll (\$1,000)	Paid employees for pay period including March 12 (number)
				Individual proprietorships (number)	Partnerships (number)					
	<b>BIBB COUNTY</b>									
	<b>Total</b> .....	††	††	††	††	906	239 875	90 948	21 515	7 264
70	<b>Hotels, motels, and other lodging places</b> .....	††	††	††	††	21	13 766	3 768	807	501
7011	Hotels, motor hotels, and motels.....	††	††	††	††	20	(D)	(D)	(D)	(D)
7011 pt.	Hotels.....	††	††	††	††	3	1 457	321	81	47
7011 pt.	Motels, motor hotels, and tourist courts.....	††	††	††	††	17	(D)	(D)	(D)	(D)
702, 3, 4	Other lodging places.....	††	††	††	††	1	(D)	(D)	(D)	(D)
72	<b>Personal services</b> .....	††	††	††	††	118	16 751	5 861	1 462	811
721	Laundry, cleaning, and garment services.....	††	††	††	††	39	7 702	2 862	685	358
7215	Coin-operated laundries and dry cleaning.....	††	††	††	††	8	784	175	41	34
721 ex.	Other laundry, cleaning, and garment services.....	††	††	††	††	31	6 918	2 687	644	324
7215	Power laundries, family and commercial*.....	**	**	**	**	3	(D)	(D)	(D)	(D)
7216	Dry-cleaning plants, except rug cleaning*.....	**	**	**	**	22	(D)	(D)	(D)	(D)
Other 721	Laundry and cleaning services, n.e.c.*.....	**	**	**	**	6	(D)	(D)	(D)	(D)
722	Photographic studios, portrait.....	††	††	††	††	5	(D)	(D)	(D)	(D)
723, 4	<b>Beauty and barber shops</b> .....	††	††	††	††	54	2 838	1 392	333	180
723	Beauty shops.....	††	††	††	††	49	2 678	1 320	313	165
724	Barber shops.....	††	††	††	††	5	160	72	20	15
725	Shoe repair, shoe shine, and hat-cleaning shops.....	††	††	††	††	4	(D)	(D)	(D)	(D)
726	Funeral service and crematories.....	††	††	††	††	8	3 902	998	244	97
729	Miscellaneous personal services.....	††	††	††	††	8	1 436	441	154	151
73	<b>Business services</b> .....	††	††	††	††	111	28 975	12 763	2 905	1 519
731	Advertising.....	††	††	††	††	4	(D)	(D)	(D)	(D)
734	Services to dwellings and other buildings.....	††	††	††	††	28	6 520	3 633	836	578
737	Computer and data processing services.....	††	††	††	††	6	2 834	938	182	55
7392	Management, consulting, and public relations services.....	††	††	††	††	17	(D)	(D)	(D)	(D)
7394	Equipment rental and leasing services.....	††	††	††	††	7	(D)	(D)	(D)	(D)
Other 73	Other business services.....	††	††	††	††	49	11 117	5 303	1 243	635
75	<b>Automotive repair, services, and garages</b> .....	††	††	††	††	117	25 837	6 332	1 469	579
751	Automotive rental and leasing, without drivers.....	††	††	††	††	11	(D)	(D)	(D)	(D)
752	Automobile parking.....	††	††	††	††	11	(D)	(D)	(D)	(D)
753	Automotive repair shops.....	††	††	††	††	85	14 198	4 108	886	375
7538	General automotive repair shops.....	††	††	††	††	29	(D)	(D)	(D)	(D)
7531	Top and body repair shops.....	††	††	††	††	24	3 969	1 349	288	113
7534, 5, 9	Other automotive repair shops.....	††	††	††	††	32	(D)	(D)	(D)	(D)
754	Automotive services, except repair.....	††	††	††	††	10	(D)	(D)	(D)	(D)
76	<b>Miscellaneous repair services</b> .....	††	††	††	††	51	10 133	2 891	673	234
762	Electrical and electronic repair shops.....	††	††	††	††	19	(D)	(D)	(D)	(D)
7622	Radio and TV repair shops.....	††	††	††	††	6	(D)	(D)	(D)	(D)
7623, 9	Other electrical and electronic repair shops.....	††	††	††	††	13	1 737	596	126	44
764	Reupholstery and furniture repair.....	††	††	††	††	7	798	237	56	30
763, 9	Other repair shops and related services.....	††	††	††	††	25	(D)	(D)	(D)	(D)
78, 79	<b>Amusement and recreation services, including motion pictures...</b>	††	††	††	††	34	11 947	2 090	460	257
781, 2	Motion picture production, distribution, and services.....	††	††	††	††	-	-	-	-	-
783	Motion picture theaters.....	††	††	††	††	4	(D)	(D)	(D)	(D)
792	Producers, orchestras, and entertainers.....	††	††	††	††	3	(D)	(D)	(D)	(D)
8041	Sewing alleys and billiards and pool establishments.....	††	††	††	††	3	(D)	(D)	(D)	(D)
79 ex. 792, 3	Commercial sports and other amusement and recreation services.....	††	††	††	††	24	8 044	1 324	281	140
80, ex. 806	<b>Health services, except hospitals</b> .....	††	††	††	††	277	94 153	44 219	10 669	2 314
801	Offices of physicians.....	††	††	††	††	160	57 173	29 109	7 116	837
802	Offices of dentists.....	††	††	††	††	65	14 599	6 137	1 322	347
803	Offices of osteopathic physicians.....	††	††	††	††	-	-	-	-	-
8041	Offices of chiropractors.....	††	††	††	††	4	824	133	24	17
8042	Offices of optometrists.....	††	††	††	††	4	443	114	25	12
805	Nursing and personal care facilities.....	††	††	††	††	14	12 396	5 886	1 512	882
8049, 807, 8, 9	Other health services.....	††	††	††	††	27	8 718	2 840	670	219
81	<b>Legal services</b> .....	††	††	††	††	76	17 806	4 415	1 039	357
823, 4, 9	<b>Selected educational services</b> .....	††	††	††	††	1	(D)	(D)	(D)	(D)
891	Engineering, architectural, and surveying services.....	††	††	††	††	33	9 100	4 255	994	235
893	Accounting, auditing, and bookkeeping services.....	††	††	††	††	35	7 785	2 772	637	215
83, 892, 9	<b>Social and other services</b> .....	††	††	††	††	32	(D)	(D)	(D)	(D)
83	Social services.....	**	**	**	**	29	(D)	(D)	(D)	(D)
892, 9	Other services.....	**	**	**	**	3	(D)	(D)	(D)	(D)

**Table 6. Summary Statistics for Firms Subject to Federal Income Tax for Counties With 300 Establishments or More: 1982—Con.**

[For meaning of abbreviations and symbols, see introductory text. For explanation of terms and comparability of 1977 and 1982 censuses, see appendix A. For information on geographic areas followed by Δ, see appendix F.]

SIC code	Geographic area and kind of business or operation	All establishments				Establishments with payroll				
		Number	Receipts (\$1,000)	Unincorporated businesses or operations		Number	Receipts (\$1,000)	Annual payroll (\$1,000)	First quarter payroll (\$1,000)	Paid employees for pay period including March 12 (number)
				Individual proprietorships (number)	Partnerships (number)					
<b>CHATHAM COUNTY</b>										
	<b>Total.....</b>	††	††	††	††	1 225	339 911	134 334	33 212	10 105
70	<b>Hotels, motels, and other lodging places .....</b>	††	††	††	††	51	41 580	11 252	2 429	1 434
7011	Hotels, motor hotels, and motels .....	††	††	††	††	46	(D)	(D)	(D)	(D)
7011 pt.	Hotels, motor hotels, and motels .....	††	††	††	††	15	(D)	(D)	(D)	(D)
7011 pt.	Hotels, motor hotels, and tourist courts .....	††	††	††	††	31	12 265	2 525	538	381
702, 3, 4	Other lodging places .....	††	††	††	††	5	(D)	(D)	(D)	(D)
72	<b>Personal services .....</b>	††	††	††	††	160	24 261	9 424	2 326	1 166
721	Laundry, cleaning, and garment services .....	††	††	††	††	46	(D)	(D)	(D)	(D)
7215	Coin-operated laundries and dry cleaning .....	††	††	††	††	13	(D)	(D)	(D)	(D)
721 ex.	Other laundry, cleaning, and garment services .....	††	††	††	††	33	11 176	4 567	1 136	460
7215	Power laundries, family and commercial* .....	**	**	**	**	4	1 130	567	133	78
7211	Dry-cleaning plants, except rug cleaning* .....	**	**	**	**	17	3 899	1 767	474	173
Other 721	Laundry and cleaning services, n.e.c.* .....	**	**	**	**	12	6 147	2 233	529	209
722	Photographic studios, portrait .....	††	††	††	††	9	2 529	1 062	259	152
723, 4	Beauty and barber shops .....	††	††	††	††	75	3 933	1 802	440	272
723	Beauty shops .....	††	††	††	††	68	(D)	(D)	(D)	(D)
724	Barber shops .....	††	††	††	††	7	(D)	(D)	(D)	(D)
725	Shoe repair, shoe shine, and hat-cleaning shops .....	††	††	††	††	2	(D)	(D)	(D)	(D)
726	Funeral service and crematories .....	††	††	††	††	8	(D)	(D)	(D)	(D)
729	Miscellaneous personal services .....	††	††	††	††	20	(D)	(D)	(D)	(D)
73	<b>Business services .....</b>	††	††	††	††	210	(D)	(D)	(D)	(D)
731	Advertising .....	††	††	††	††	11	3 545	997	226	76
734	Services to dwellings and other buildings .....	††	††	††	††	44	(D)	(D)	(D)	(D)
737	Computer and data processing services .....	††	††	††	††	14	3 648	1 305	236	78
7392	Management, consulting, and public relations services .....	††	††	††	††	32	7 405	2 694	825	234
7394	Equipment rental and leasing services .....	††	††	††	††	28	(D)	(D)	(D)	(D)
Other 73	Other business services .....	††	††	††	††	81	(D)	(D)	(D)	(D)
75	<b>Automotive repair, services, and garages .....</b>	††	††	††	††	104	(D)	(D)	(D)	(D)
751	Automotive rental and leasing, without drivers .....	††	††	††	††	14	9 442	1 644	367	154
752	Automobile parking .....	††	††	††	††	4	(D)	(D)	(D)	(D)
753	Automotive repair shops .....	††	††	††	††	82	(D)	(D)	(D)	(D)
7538	General automotive repair shops .....	††	††	††	††	32	(D)	(D)	(D)	(D)
7531	Top and body repair shops .....	††	††	††	††	21	4 227	1 337	312	101
7534, 5, 9	Other automotive repair shops .....	††	††	††	††	29	8 466	2 848	637	206
754	Automotive services, except repair .....	††	††	††	††	4	(D)	(D)	(D)	(D)
76	<b>Miscellaneous repair services .....</b>	††	††	††	††	69	(D)	(D)	(D)	(D)
762	Electrical and electronic repair shops .....	††	††	††	††	19	(D)	(D)	(D)	(D)
7622	Radio and TV repair shops .....	††	††	††	††	9	(D)	(D)	(D)	(D)
7623, 9	Other electrical and electronic repair shops .....	††	††	††	††	10	2 770	392	239	85
764	Reupholstery and furniture repair .....	††	††	††	††	11	1 096	374	89	37
763, 9	Other repair shops and related services .....	††	††	††	††	39	(D)	(D)	(D)	(D)
78, 79	<b>Amusement and recreation services, including motion pictures .....</b>	††	††	††	††	51	(D)	(D)	(D)	(D)
781, 2	Motion picture production, distribution, and services .....	††	††	††	††	4	(D)	(D)	(D)	(D)
783	Motion picture theaters .....	††	††	††	††	9	3 208	490	105	74
792	Producers, orchestras, and entertainers .....	††	††	††	††	6	304	105	25	32
793	Bowling alleys and billiards and pool establishments .....	††	††	††	††	4	(D)	(D)	(D)	(D)
79 ex. 792, 3	Commercial sports and other amusement and recreation services .....	††	††	††	††	30	(D)	(D)	(D)	(D)
80, ex. 806	<b>Health services, except hospitals .....</b>	††	††	††	††	312	(D)	(D)	(D)	(D)
801	Offices of physicians .....	††	††	††	††	179	71 619	40 364	10 928	1 196
802	Offices of dentists .....	††	††	††	††	71	(D)	(D)	(D)	(D)
803	Offices of osteopathic physicians .....	††	††	††	††	-	-	-	-	-
8041	Offices of chiropractors .....	††	††	††	††	8	650	350	81	15
8042	Offices of optometrists .....	††	††	††	††	11	(D)	(D)	(D)	(D)
805	Nursing and personal care facilities .....	††	††	††	††	7	6 542	3 504	822	486
8049, 807, 8, 9	Other health services .....	††	††	††	††	36	(D)	(D)	(D)	(D)
81	<b>Legal services .....</b>	††	††	††	††	128	24 011	8 958	1 962	485
823, 4, 9	<b>Selected educational services .....</b>	††	††	††	††	2	(D)	(D)	(D)	(D)
891	<b>Engineering, architectural, and surveying services .....</b>	††	††	††	††	50	(D)	(D)	(D)	(D)
893	<b>Accounting, auditing, and bookkeeping services .....</b>	††	††	††	††	52	(D)	(D)	(D)	(D)
83, 892, 9	<b>Social and other services .....</b>	††	††	††	††	36	(D)	(D)	(D)	(D)
83	Social services .....	**	**	**	**	36	(D)	(D)	(D)	(D)
892, 9	Other services .....	**	**	**	**	-	(D)	(D)	(D)	(D)

**Table 6. Summary Statistics for Firms Subject to Federal Income Tax for Counties With 300 Establishments or More: 1982—Con.**

[For meaning of abbreviations and symbols, see introductory text. For explanation of terms and comparability of 1977 and 1982 censuses, see appendix A. For information on geographic areas followed by Δ, see appendix F]

SIC code	Geographic area and kind of business or operation	All establishments				Establishments with payroll				
		Number	Receipts (\$1,000)	Unincorporated businesses or operations		Number	Receipts (\$1,000)	Annual payroll (\$1,000)	First quarter payroll (\$1,000)	Paid employees for pay period including March 12 (number)
				Individual proprietorships (number)	Partnerships (number)					
	<b>CLARKE COUNTY</b>									
	Total.....	††	††	††	††	498	117 719	41 721	9 539	3 330
70	Hotels, motels, and other lodging places.....	††	††	††	††	18	(D)	(D)	(D)	(D)
7011	Hotels, motor hotels, and motels.....	††	††	††	††	13	(D)	(D)	(D)	(D)
7011 pt.	Hotels.....	††	††	††	††	3	(D)	(D)	(D)	(D)
7011 pt.	Hotels, motor hotels, and tourist courts.....	††	††	††	††	10	(D)	(D)	(D)	(D)
702, 3, 4	Other lodging places.....	††	††	††	††	5	(D)	(D)	(D)	(D)
72	Personal services.....	††	††	††	††	84	(D)	(D)	(D)	(D)
721	Laundry, cleaning, and garment services.....	††	††	††	††	27	2 205	776	182	126
7215	Coin-operated laundries and dry cleaning.....	††	††	††	††	9	(D)	(D)	(D)	(D)
721 ex.	Other laundry, cleaning, and garment services.....	††	††	††	††	18	(D)	(D)	(D)	(D)
7215	Power laundries, family and commercial*.....	**	**	**	**	-	-	-	-	-
7211	Dry-cleaning plants, except rug cleaning*.....	**	**	**	**	9	1 245	515	120	83
Other 721	Laundry and cleaning services, n.e.c.*.....	**	**	**	**	9	(D)	(D)	(D)	(D)
722	Photographic studios, portrait.....	††	††	††	††	3	345	73	20	24
723, 4	Beauty and barber shops.....	††	††	††	††	36	2 676	1 313	281	149
723	Beauty shops.....	††	††	††	††	27	(D)	(D)	(D)	(D)
724	Barber shops.....	††	††	††	††	9	(D)	(D)	(D)	(D)
725	Shoe repair, shoe shine, and hat-cleaning shops.....	††	††	††	††	3	181	37	8	5
726	Funeral service and crematories.....	††	††	††	††	4	(D)	(D)	(D)	(D)
729	Miscellaneous personal services.....	††	††	††	††	11	(D)	(D)	(D)	(D)
73	Business services.....	††	††	††	††	73	15 267	5 940	1 286	670
731	Advertising.....	††	††	††	††	5	(D)	(D)	(D)	(D)
734	Services to dwellings and other buildings.....	††	††	††	††	14	(D)	(D)	(D)	(D)
737	Computer and data processing services.....	††	††	††	††	5	(D)	(D)	(D)	(D)
7392	Management, consulting, and public relations services.....	††	††	††	††	9	1 210	759	182	89
7394	Equipment rental and leasing services.....	††	††	††	††	6	(D)	(D)	(D)	(D)
Other 73	Other business services.....	††	††	††	††	34	6 224	2 522	550	312
75	Automotive repair, services, and garages.....	††	††	††	††	38	24 215	3 086	620	258
751	Automotive rental and leasing, without drivers.....	††	††	††	††	4	(D)	(D)	(D)	(D)
752	Automobile parking.....	††	††	††	††	1	(D)	(D)	(D)	(D)
753	Automotive repair shops.....	††	††	††	††	32	(D)	(D)	(D)	(D)
7538	General automotive repair shops.....	††	††	††	††	12	1 841	483	97	49
7531	Top and body repair shops.....	††	††	††	††	8	(D)	(D)	(D)	(D)
7534, 5, 9	Other automotive repair shops.....	††	††	††	††	12	(D)	(D)	(D)	(D)
754	Automotive services, except repair.....	††	††	††	††	1	(D)	(D)	(D)	(D)
76	Miscellaneous repair services.....	††	††	††	††	16	(D)	(D)	(D)	(D)
762	Electrical and electronic repair shops.....	††	††	††	††	4	(D)	(D)	(D)	(D)
7622	Radio and TV repair shops.....	††	††	††	††	1	(D)	(D)	(D)	(D)
7623, 9	Other electrical and electronic repair shops.....	††	††	††	††	3	289	101	25	13
764	Reupholstery and furniture repair.....	††	††	††	††	5	(D)	(D)	(D)	(D)
763, 9	Other repair shops and related services.....	††	††	††	††	7	1 384	377	79	30
78, 79	Amusement and recreation services, including motion pictures.....	††	††	††	††	26	5 412	991	234	197
781, 2	Motion picture production, distribution, and services.....	††	††	††	††	1	(D)	(D)	(D)	(D)
783	Motion picture theaters.....	††	††	††	††	6	2 611	434	102	103
792	Producers, orchestras, and entertainers.....	††	††	††	††	1	(D)	(D)	(D)	(D)
793	Bowling alleys and billiards and pool establishments.....	††	††	††	††	1	(D)	(D)	(D)	(D)
79 ex. 792, 3	Commercial sports and other amusement and recreation services.....	††	††	††	††	17	2 297	473	112	78
80, ex. 806	Health services, except hospitals.....	††	††	††	††	164	(D)	(D)	(D)	(D)
801	Offices of physicians.....	††	††	††	††	95	27 887	14 404	3 326	389
802	Offices of dentists.....	††	††	††	††	35	6 543	2 778	666	164
803	Offices of osteopathic physicians.....	††	††	††	††	-	-	-	-	-
8041	Offices of chiropractors.....	††	††	††	††	6	474	105	24	8
8042	Offices of optometrists.....	††	††	††	††	5	(D)	(D)	(D)	(D)
805	Nursing and personal care facilities.....	††	††	††	††	4	(D)	(D)	(D)	(D)
8049, 807, 8, 9	Other health services.....	††	††	††	††	19	4 610	2 334	588	126
81	Legal services.....	††	††	††	††	29	4 703	1 391	324	119
823, 4, 9	Selected educational services.....	††	††	††	††	2	(D)	(D)	(D)	(D)
891	Engineering, architectural, and surveying services.....	††	††	††	††	9	1 595	763	194	57
893	Accounting, auditing, and bookkeeping services.....	††	††	††	††	20	2 302	935	224	53
83, 892, 9	Social and other services.....	††	††	††	††	19	2 318	1 115	265	169
83	Social services.....	**	**	**	**	17	(D)	(D)	(D)	(D)
892, 9	Other services.....	**	**	**	**	2	(D)	(D)	(D)	(D)

**Table 6. Summary Statistics for Firms Subject to Federal Income Tax for Counties With 300 Establishments or More: 1982—Con.**

[For meaning of abbreviations and symbols, see introductory text. For explanation of terms and comparability of 1977 and 1982 censuses, see appendix A. For information on geographic areas followed by Δ, see appendix F.]

SIC code	Geographic area and kind of business or operation	All establishments				Establishments with payroll				
		Number	Receipts (\$1,000)	Unincorporated businesses or operations		Number	Receipts (\$1,000)	Annual payroll (\$1,000)	First quarter payroll (\$1,000)	Paid employees for pay period including March 12 (number)
				Individual proprietorships (number)	Partnerships (number)					
	<b>CLAYTON COUNTY</b>									
	Total.....	††	††	††	††	676	184 188	61 681	13 858	5 124
70	Hotels, motels, and other lodging places .....	††	††	††	††	17	(D)	(D)	(D)	(D)
7011	Hotels, motor hotels, and motels .....	††	††	††	††	17	(D)	(D)	(D)	(D)
7011 pt.	Hotels .....	††	††	††	††	5	(D)	(D)	(D)	(D)
7011 pt.	Hotels, motor hotels, and tourist courts .....	††	††	††	††	12	8 447	1 834	433	297
702, 3, 4	Other lodging places .....	††	††	††	††	-	(D)	(D)	(D)	(D)
72	Personal services .....	††	††	††	††	114	17 078	4 764	1 117	632
721	Laundry, cleaning, and garment services .....	††	††	††	††	28	2 064	625	134	95
7215	Coin-operated laundries and dry cleaning .....	††	††	††	††	8	345	71	19	14
721 ex.	Other laundry, cleaning, and garment services .....	††	††	††	††	20	1 719	554	115	81
7215	Power laundries, family and commercial* .....	**	**	**	**	4	(D)	(D)	(D)	(D)
7216	Dry-cleaning plants, except rug cleaning* .....	**	**	**	**	13	1 190	334	72	49
Other 721	Laundry and cleaning services, n.e.c.* .....	**	**	**	**	3	(D)	(D)	(D)	(D)
722	Photographic studios, portrait .....	††	††	††	††	8	2 729	439	91	51
723, 4	Beauty and barber shops .....	††	††	††	††	54	3 233	1 452	342	203
723	Beauty shops .....	††	††	††	††	50	3 102	1 398	332	197
724	Barber shops .....	††	††	††	††	4	131	54	10	6
725	Shoe repair, shoe shine, and hat-cleaning shops .....	††	††	††	††	2	(D)	(D)	(D)	(D)
726	Funeral service and crematories .....	††	††	††	††	3	(D)	(D)	(D)	(D)
729	Miscellaneous personal services .....	††	††	††	††	19	(D)	(D)	(D)	(D)
73	Business services .....	††	††	††	††	86	31 428	11 499	2 335	1 134
731	Advertising .....	††	††	††	††	1	(D)	(D)	(D)	(D)
734	Services to dwellings and other buildings .....	††	††	††	††	24	6 204	3 268	504	398
737	Computer and data processing services .....	††	††	††	††	4	6 017	3 177	708	145
7392	Management, consulting, and public relations services .....	††	††	††	††	12	1 842	706	169	73
7394	Equipment rental and leasing services .....	††	††	††	††	11	10 083	702	162	54
Other 73	Other business services .....	††	††	††	††	34	(D)	(D)	(D)	(D)
75	Automotive repair, services, and garages .....	††	††	††	††	98	38 586	6 751	1 470	505
751	Automotive rental and leasing, without drivers .....	††	††	††	††	15	23 124	2 557	607	168
752	Automobile parking .....	††	††	††	††	-	-	-	-	-
753	Automotive repair shops .....	††	††	††	††	72	13 589	3 705	790	272
7538	General automotive repair shops .....	††	††	††	††	29	4 980	1 309	275	95
7531	Top and body repair shops .....	††	††	††	††	13	1 847	533	113	34
7534, 5, 9	Other automotive repair shops .....	††	††	††	††	30	6 772	1 863	402	143
754	Automotive services, except repair .....	††	††	††	††	11	1 863	489	73	65
76	Miscellaneous repair services .....	††	††	††	††	35	(D)	(D)	(D)	(D)
762	Electrical and electronic repair shops .....	††	††	††	††	7	1 093	286	59	24
7622	Radio and TV repair shops .....	††	††	††	††	4	608	142	30	16
7623, 9	Other electrical and electronic repair shops .....	††	††	††	††	3	485	144	29	8
764	Reupholstery and furniture repair .....	††	††	††	††	6	575	137	26	10
763, 9	Other repair shops and related services .....	††	††	††	††	22	(D)	(D)	(D)	(D)
78, 79	Amusement and recreation services, including motion pictures .....	††	††	††	††	32	7 017	1 423	346	276
781, 2	Motion picture production, distribution, and services .....	††	††	††	††	1	(D)	(D)	(D)	(D)
783	Motion picture theaters .....	††	††	††	††	5	(D)	(D)	(D)	(D)
732	Producers, orchestras, and entertainers .....	††	††	††	††	1	(D)	(D)	(D)	(D)
793	Bowling alleys and billiards and pool establishments .....	††	††	††	††	3	(D)	(D)	(D)	(D)
79 ex. 792, 3	Commercial sports and other amusement and recreation services .....	††	††	††	††	22	3 203	718	162	136
80, ex. 806	Health services, except hospitals .....	††	††	††	††	188	54 018	25 515	5 841	1 284
801	Offices of physicians .....	††	††	††	††	98	30 162	15 562	3 525	529
802	Offices of dentists .....	††	††	††	††	43	(D)	(D)	(D)	(D)
803	Offices of osteopathic physicians .....	††	††	††	††	1	(D)	(D)	(D)	(D)
8041	Offices of chiropractors .....	††	††	††	††	15	1 918	404	82	45
8042	Offices of optometrists .....	††	††	††	††	9	1 278	465	94	31
805	Nursing and personal care facilities .....	††	††	††	††	4	5 377	2 273	558	296
8049, 807, 8, 9	Other health services .....	††	††	††	††	18	4 153	1 666	357	109
81	Legal services .....	††	††	††	††	42	5 129	1 745	415	108
823, 4, 9	Selected educational services .....	††	††	††	††	1	(D)	(D)	(D)	(D)
891	Engineering, architectural, and surveying services .....	††	††	††	††	9	3 674	1 948	466	72
893	Accounting, auditing, and bookkeeping services .....	††	††	††	††	19	1 746	623	160	75
83, 892, 9	Social and other services .....	††	††	††	††	35	5 081	2 202	529	394
83	Social services .....	**	**	**	**	33	(D)	(D)	(D)	(D)
892, 9	Other services .....	**	**	**	**	2	(D)	(D)	(D)	(D)



**Table 6. Summary Statistics for Firms Subject to Federal Income Tax for Counties With 300 Establishments or More: 1982—Con.**

[For meaning of abbreviations and symbols, see introductory text. For explanation of terms and comparability of 1977 and 1982 censuses, see appendix A. For information on geographic areas followed by A, see appendix F.]

SIC code	Geographic area and kind of business or operation	All establishments				Establishments with payroll				
		Number	Receipts (\$1,000)	Unincorporated businesses or operations		Number	Receipts (\$1,000)	Annual payroll (\$1,000)	First quarter payroll (\$1,000)	Paid employees for pay period including March 12 (number)
				Individual proprietors (number)	Partnerships (number)					
	<b>COBB COUNTY</b>									
	Total .....	††	††	††	††	1 935	596 888	218 044	52 495	16 239
70	Hotels, motels, and other lodging places .....	††	††	††	††	32	25 165	7 316	1 843	867
7011	Hotels, motor hotels, and motels .....	††	††	††	††	27	24 461	7 225	1 827	858
7011 pt.	Hotels .....	††	††	††	††	6	8 668	2 142	538	274
7011 pt.	Hotels, motor hotels, and tourist courts .....	††	††	††	††	21	15 798	5 083	1 288	584
702, 3, 4	Other lodging places .....	††	††	††	††	5	704	91	16	9
72	Personal services .....	††	††	††	††	237	34 441	12 624	3 127	1 765
721	Laundry, cleaning, and garment services .....	††	††	††	††	73	11 105	3 694	831	534
7215	Coin-operated laundries and dry cleaning .....	††	††	††	††	10	1 124	306	65	56
721 ex.	Other laundry, cleaning, and garment services .....	††	††	††	††	63	9 981	3 388	766	478
7215	Power laundries, family and commercial* .....	**	**	**	**	3	447	164	35	18
7216	Dry-cleaning plants, except rug cleaning* .....	**	**	**	**	42	7 201	2 504	587	366
Other 721	Laundry and cleaning services, n.e.c.* .....	**	**	**	**	18	2 333	720	144	94
722	Photographic studios, portrait .....	††	††	††	††	12	3 021	834	265	114
723, 4	Beauty and barber shops .....	††	††	††	††	107	9 644	4 975	1 220	567
723	Beauty shops .....	††	††	††	††	100	9 387	4 863	1 193	554
724	Barber shops .....	††	††	††	††	7	257	112	27	13
725	Shoe repair, shoe shine, and hat-cleaning shops .....	††	††	††	††	2	(D)	(D)	(D)	(D)
726	Funeral service and crematories .....	††	††	††	††	12	3 633	864	214	76
729	Miscellaneous personal services .....	††	††	††	††	31	(D)	(D)	(D)	(D)
73	Business services .....	††	††	††	††	400	165 781	63 169	15 526	4 199
731	Advertising .....	††	††	††	††	19	9 413	2 445	818	161
732	Services to dwellings and other buildings .....	††	††	††	††	56	12 292	5 889	1 370	880
737	Computer and data processing services .....	††	††	††	††	51	39 814	12 150	2 893	581
7392	Management, consulting, and public relations services .....	††	††	††	††	89	31 552	15 192	3 671	743
7394	Equipment rental and leasing services .....	††	††	††	††	34	17 120	3 150	774	234
Other 73	Other business services .....	††	††	††	††	151	55 590	24 343	6 000	1 600
75	Automotive repair, services, and garages .....	††	††	††	††	182	54 768	11 955	2 729	888
751	Automotive rental and leasing, without drivers .....	††	††	††	††	24	25 367	3 344	811	208
752	Automobile parking .....	††	††	††	††	2	(D)	(D)	(D)	(D)
753	Automotive repair shops .....	††	††	††	††	133	26 802	7 722	1 738	557
7538	General automotive repair shops .....	††	††	††	††	54	8 452	2 386	575	183
7531	Top and body repair shops .....	††	††	††	††	28	7 476	2 359	499	116
7534, 5, 9	Other automotive repair shops .....	††	††	††	††	51	10 674	2 977	665	258
754	Automotive services, except repair .....	††	††	††	††	23	(D)	(D)	(D)	(D)
76	Miscellaneous repair services .....	††	††	††	††	75	11 613	4 027	982	311
762	Electrical and electronic repair shops .....	††	††	††	††	21	4 162	1 426	345	103
7622	Radio and TV repair shops .....	††	††	††	††	8	996	310	67	26
7623, 9	Other electrical and electronic repair shops .....	††	††	††	††	13	3 166	1 116	278	77
764	Reupholstery and furniture repair .....	††	††	††	††	12	1 370	431	90	38
763, 9	Other repair shops and related services .....	††	††	††	††	42	6 081	2 170	547	170
78, 79	Amusement and recreation services, including motion pictures .....	††	††	††	††	90	60 599	16 503	3 158	2 717
781, 2	Motion picture production, distribution, and services .....	††	††	††	††	7	(D)	(D)	(D)	(D)
783	Motion picture theaters .....	††	††	††	††	11	5 743	712	142	142
792	Producers, orchestras, and entertainers .....	††	††	††	††	5	(D)	(D)	(D)	(D)
793	Bowling alleys and billiards and pool establishments .....	††	††	††	††	5	2 146	520	121	84
79 ex. 792, 3	Commercial sports and other amusement and recreation services .....	††	††	††	††	62	47 446	14 464	2 637	2 434
80, ex. 806	Health services, except hospitals .....	††	††	††	††	533	135 552	60 304	15 262	3 012
801	Offices of physicians .....	††	††	††	††	251	76 080	39 061	10 237	1 267
802	Offices of dentists .....	††	††	††	††	146	26 360	10 079	2 385	671
803	Offices of osteopathic physicians .....	††	††	††	††	3	423	157	38	9
8041	Offices of chiropractors .....	††	††	††	††	38	3 568	755	170	77
8042	Offices of optometrists .....	††	††	††	††	21	3 728	778	194	69
805	Nursing and personal care facilities .....	††	††	††	††	7	9 319	4 658	1 076	600
8049, 807, 8, 9	Other health services .....	††	††	††	††	67	16 068	4 805	1 162	319
81	Legal services .....	††	††	††	††	127	17 396	6 290	1 376	360
823, 4, 9	Selected educational services .....	††	††	††	††	8	6 875	1 505	359	107
831	Engineering, architectural, and surveying services .....	††	††	††	††	99	64 000	25 247	6 003	1 096
833	Accounting, auditing, and bookkeeping services .....	††	††	††	††	63	8 827	4 257	1 046	240
83, 892, 9	Social and other services .....	††	††	††	††	89	11 871	4 847	1 084	677
83	Social services .....	**	**	**	**	76	8 052	3 392	734	628
892, 9	Other services .....	**	**	**	**	13	3 819	1 455	350	49

**Table 6. Summary Statistics for Firms Subject to Federal Income Tax for Counties With 300 Establishments or More: 1982—Con.**

[For meaning of abbreviations and symbols, see introductory text. For explanation of terms and comparability of 1977 and 1982 censuses, see appendix A. For information on geographic areas followed by A, see appendix F.]

SIC code	Geographic area and kind of business or operation	All establishments				Establishments with payroll				Paid employees for pay period including March 12 (number)
		Number	Receipts (\$1,000)	Unincorporated businesses or operations		Number	Receipts (\$1,000)	Annual payroll (\$1,000)	First quarter payroll (\$1,000)	
				Individual proprietorships (number)	Partnerships (number)					
<b>DE KALB COUNTY</b>										
	Total .....	††	††	††	††	3 630	1 523 812	532 700	130 572	36 226
70	Hotels, motels, and other lodging places .....	††	††	††	††	43	80 247	20 215	5 054	2 634
7011	Hotels, motor hotels, and motels .....	††	††	††	††	39	80 083	20 180	5 045	2 626
7011 pt.	Hotels .....	††	††	††	††	13	52 748	14 087	3 549	1 589
7011 pt.	Hotels, 25 guestrooms or more .....	††	††	††	††	13	52 748	14 087	3 549	1 589
7011 pt.	Hotels, less than 25 guestrooms .....	††	††	††	††	26	27 335	6 093	1 496	1 037
7011 pt.	Motels, motor hotels, and tourist courts .....	††	††	††	††	21	(D)	(D)	(D)	(D)
7011 pt.	Motels, tourist courts .....	††	††	††	††	5	(D)	(D)	(D)	(D)
7011 pt.	Motor hotels .....	††	††	††	††	2	(D)	(D)	(D)	(D)
702, 3, 4	Other lodging places .....	††	††	††	††	4	164	35	9	8
703	Trailing parks and camps .....	††	††	††	††	3	(D)	(D)	(D)	(D)
702, 4	Rooming, boarding, and membership lodging .....	††	††	††	††	1	(D)	(D)	(D)	(D)
72	Personal services .....	††	††	††	††	428	75 654	25 880	6 372	3 645
721	Laundry, cleaning, and garment services .....	††	††	††	††	162	34 591	10 701	2 496	1 449
7215	Coin-operated laundries and dry cleaning .....	††	††	††	††	35	5 859	1 120	254	125
721 ex.	Other laundry, cleaning, and garment services .....	††	††	††	††	127	28 732	9 581	2 242	1 324
7215	Power laundries, family and commercial* .....	††	††	††	††	10	1 992	668	162	104
7216	Dry-cleaning plants, except rug cleaning* .....	††	††	††	††	88	13 850	4 886	1 105	604
7216	Laundry and cleaning services, n.e.c.* .....	††	††	††	††	29	12 890	4 027	975	616
Other 721	Garment pressing and agents for laundries and dry cleaners .....	††	††	††	††	7	(D)	(D)	(D)	(D)
7212	Linen supply* .....	††	††	††	††	4	(D)	(D)	(D)	(D)
7217	Carpet and upholstery cleaning .....	††	††	††	††	2	3 337	907	236	227
7218	Industrial laundries* .....	††	††	††	††	3	(D)	(D)	(D)	(D)
7214, 9	Other laundry, garment services, including diaper* .....	††	††	††	††	5	(D)	(D)	(D)	(D)
722	Photographic studios, portrait .....	††	††	††	††	16	2 904	502	135	65
723, 4	Beauty and barber shops .....	††	††	††	††	171	15 099	7 791	1 862	857
723	Beauty shops .....	††	††	††	††	148	13 655	7 028	1 676	791
724	Barber shops .....	††	††	††	††	23	1 444	763	186	66
725	Shoe repair, shoe shine, and hat-cleaning shops .....	††	††	††	††	9	864	263	57	23
726	Funeral service and crematories .....	††	††	††	††	9	5 103	1 425	340	90
729	Miscellaneous personal services .....	††	††	††	††	61	17 093	5 198	1 482	1 161
73	Business services .....	††	††	††	††	912	575 208	188 956	46 619	12 999
731	Advertising .....	††	††	††	††	54	13 222	4 706	1 140	320
7311	Advertising agencies .....	††	††	††	††	39	8 651	2 989	689	155
7312	Outdoor advertising services .....	††	††	††	††	1	(D)	(D)	(D)	(D)
7313	Radio, TV, publishers' advertising representatives .....	††	††	††	††	6	(D)	(D)	(D)	(D)
7319	Advertising, n.e.c. .....	††	††	††	††	8	3 488	1 339	322	146
734	Services to dwellings and other buildings .....	††	††	††	††	102	72 593	15 909	3 908	1 871
7341	Window cleaning .....	††	††	††	††	-	-	-	-	-
7342	Disinfecting and exterminating services .....	††	††	††	††	22	4 928	1 923	428	156
7349	Cleaning and maintenance services, n.e.c. .....	††	††	††	††	80	67 665	13 986	3 480	1 715
737	Computer and data processing services .....	††	††	††	††	133	188 320	56 941	13 365	3 046
7372	Computer programming and other software services .....	††	††	††	††	60	55 258	15 130	3 381	596
7374	Data processing services .....	††	††	††	††	47	98 876	34 406	7 843	2 118
7379	Computer related services, n.e.c. .....	††	††	††	††	26	34 186	7 405	2 041	332
7392	Management, consulting, and public relations services .....	††	††	††	††	182	68 858	28 031	7 162	1 474
7394	Equipment rental and leasing services .....	††	††	††	††	67	50 539	9 848	2 301	544
Other 73	Other business services .....	††	††	††	††	374	191 676	73 521	18 743	5 744
732	Credit reporting, collection agencies .....	††	††	††	††	8	25 864	6 127	1 715	437
7331	Direct mail advertising services .....	††	††	††	††	8	(D)	(D)	(D)	(D)
7332	Blueprinting and photocopying services .....	††	††	††	††	15	5 045	1 397	331	118
7333	Commercial photography, art, and graphics .....	††	††	††	††	35	6 545	2 064	478	120
7339	Stenographic services; and reproduction services, n.e.c. .....	††	††	††	††	22	3 185	1 166	246	82
736	Personnel supply services .....	††	††	††	††	89	34 654	21 758	5 250	2 011
7361	Employment agencies .....	††	††	††	††	55	(D)	(D)	(D)	(D)
7362	Help supply services .....	††	††	††	††	33	(D)	(D)	(D)	(D)
7369	Facilities management services .....	††	††	††	††	1	(D)	(D)	(D)	(D)
7391	Research and development laboratories .....	††	††	††	††	6	1 764	784	190	50
7397	Testing laboratories and facilities .....	††	††	††	††	8	2 972	1 461	344	78
7393	Detective agencies and protective services .....	††	††	††	††	24	10 105	6 209	1 733	652
7395	Photofinishing laboratories* .....	††	††	††	††	14	22 896	8 114	2 214	394
7399 pt.	Sign painting shops .....	††	††	††	††	3	(D)	(D)	(D)	(D)
7399 pt.	Interior designing .....	††	††	††	††	12	3 645	813	153	47
7399 pt.	Telephone answering services .....	††	††	††	††	13	2 298	981	224	128
735, 7396, 7399 pt.	Other business services, n.e.c. .....	††	††	††	††	95	54 651	20 435	5 401	1 453

**Table 6. Summary Statistics for Firms Subject to Federal Income Tax for Counties With 300 Establishments or More: 1982—Con.**

[For meaning of abbreviations and symbols, see introductory text. For explanation of terms and comparability of 1977 and 1982 censuses, see appendix A. For information on geographic areas followed by Δ, see appendix F.]

SIC code	Geographic area and kind of business or operation	All establishments				Establishments with payroll				
		Number	Receipts (\$1,000)	Unincorporated businesses or operations		Number	Receipts (\$1,000)	Annual payroll (\$1,000)	First quarter payroll (\$1,000)	Paid employees for pay period including March 12 (number)
				Individual proprietorships (number)	Partnerships (number)					
<b>DE KALB COUNTY—Con.</b>										
75	Automotive repair, services, and garages.....	††	††	††	††	270	97 094	23 370	5 427	1 755
751	Automotive rental and leasing, without drivers .....	††	††	††	††	25	41 447	6 905	1 642	469
752	Automobile parking .....	††	††	††	††	3	(D)	(D)	(D)	(D)
7523	Parking lots .....	††	††	††	††	2	(D)	(D)	(D)	(D)
7525	Parking structures .....	**	**	**	**	1	(D)	(D)	(D)	(D)
753	Automotive repair shops .....	††	††	††	††	214	49 407	14 448	3 290	1 035
7538	General automotive repair shops .....	††	††	††	††	112	20 092	5 820	1 277	423
7538 pt.	General automotive repair shops, except diesel .....	**	**	**	**	105	16 353	4 872	1 076	382
7538 pt.	Diesel repair shops .....	††	††	††	††	7	3 739	948	201	61
7531	Top and body repair shops .....	††	††	††	††	45	15 198	4 696	1 121	302
7534, 5, 9	Other automotive repair shops .....	††	††	††	††	47	14 117	3 932	892	310
7534	Tire retreading and repair shops .....	**	**	**	**	4	764	192	56	23
7535	Paint shops .....	**	**	**	**	7	1 187	341	80	40
7539 pt.	Auto electrical and fuel system services .....	**	**	**	**	2	(D)	(D)	(D)	(D)
7539 pt.	Radiator repair .....	**	**	**	**	1	981	100	37	37
7539 pt.	Glass replacement and repair .....	**	**	**	**	6	(D)	(D)	(D)	(D)
7539 pt.	Brake, front end, and wheel alignment .....	**	**	**	**	9	1 649	620	135	43
7539 pt.	Exhaust system services (muffler shops) .....	**	**	**	**	7	1 294	324	88	27
7539 pt.	Transmission repair shops .....	**	**	**	**	9	1 869	707	146	44
7539 pt.	Other automotive repair shops, n.e.c. ....	**	**	**	**	4	(D)	(D)	(D)	(D)
754	Automotive services, except repair .....	††	††	††	††	28	(D)	(D)	(D)	(D)
7542	Car washes .....	**	**	**	**	18	3 546	1 137	262	158
7549	Other automotive services .....	**	**	**	**	10	(D)	(D)	(D)	(D)
76	Miscellaneous repair services .....	††	††	††	††	167	59 736	18 993	4 342	1 067
762	Electrical and electronic repair shops .....	††	††	††	††	67	13 589	4 536	927	295
7622	Radio and TV repair shops .....	††	††	††	††	28	5 794	1 639	345	122
7623, 9	Other electrical and electronic repair shops .....	††	††	††	††	39	7 795	2 897	582	173
7623	Refrigeration and air-conditioning repair shops .....	**	**	**	**	8	1 591	502	114	31
7629	Electrical and electronic repair shops, n.e.c. ....	**	**	**	**	31	6 204	2 395	468	142
764	Reupholstery and furniture repair .....	††	††	††	††	17	3 124	1 155	257	114
763, 9	Other repair shops and related services .....	††	††	††	††	83	43 023	13 302	3 158	658
763	Watch, clock, and jewelry repair .....	**	**	**	**	8	2 436	1 017	230	62
7639	Miscellaneous repair and related services .....	**	**	**	**	75	40 587	12 285	2 926	596
7692	Welding repair .....	**	**	**	**	6	(D)	(D)	(D)	(D)
7694	Armature rewinding shops .....	**	**	**	**	8	(D)	(D)	(D)	(D)
7699	Repair shops and related services, n.e.c. ....	**	**	**	**	61	(D)	(D)	(D)	(D)
78, 79	Amusement and recreation services, including motion pictures..	††	††	††	††	130	75 698	8 428	2 002	1 047
781, 2	Motion picture production, distribution, and services .....	††	††	††	††	21	48 518	2 562	693	174
783	Motion picture theaters .....	††	††	††	††	15	7 252	874	208	140
7832	Motion picture theaters, except drive-in .....	††	††	††	††	12	(D)	(D)	(D)	(D)
7833	Drive-in motion picture theaters .....	**	**	**	**	3	(D)	(D)	(D)	(D)
792	Producers, orchestras, and entertainers .....	††	††	††	††	12	2 413	521	122	72
7922	Theatrical producers (except motion picture) and miscellaneous theatrical services .....	**	**	**	**	4	1 703	308	76	29
7929	Bands, orchestras, actors, and other entertainers and entertainment groups .....	**	**	**	**	8	710	213	46	43
793	Bowling alleys and billiards and pool establishments .....	††	††	††	††	8	3 882	885	231	140
7932	Billiard and pool establishments .....	††	††	††	††	1	(D)	(D)	(D)	(D)
7933	Bowling alleys .....	††	††	††	††	7	(D)	(D)	(D)	(D)
79 ex. 792, 3	Commercial sports and other amusement and recreation services ..	††	††	††	††	74	13 633	3 486	748	521
794	Commercial sports .....	††	††	††	††	1	(D)	(D)	(D)	(D)
7941	Professional sports clubs, managers, promoters .....	††	††	††	††	1	(D)	(D)	(D)	(D)
7948	Racing, including track operation .....	††	††	††	††	-	-	-	-	-
79 ex. 792, 3, 4	Other amusement and recreation services .....	††	††	††	††	73	(D)	(D)	(D)	(D)
791	Dance halls, studios, and schools .....	**	**	**	**	9	535	100	26	36
7992	Public golf courses .....	**	**	**	**	-	-	-	-	-
7993	Coin-operated amusement device operators .....	**	**	**	**	21	1 693	429	78	37
7996	Amusement parks .....	**	**	**	**	1	(D)	(D)	(D)	(D)
7997	Membership sports and recreation clubs .....	**	**	**	**	18	6 389	1 502	358	244
7999	Amusement and recreation services, n.e.c. ....	**	**	**	**	24	(D)	(D)	(D)	(D)
7999 pt.	Concession operators of amusement devices, rides .....	**	**	**	**	3	104	30	4	8
7999 pt.	Carnivals, circuses, and fairs .....	**	**	**	**	-	-	-	-	-
7999 pt.	Other commercial recreation and amusements .....	**	**	**	**	21	(D)	(D)	(D)	(D)

**Table 6. Summary Statistics for Firms Subject to Federal Income Tax for Counties With 300 Establishments or More: 1982—Con.**

[For meaning of abbreviations and symbols, see introductory text. For explanation of terms and comparability of 1977 and 1982 censuses, see appendix A. For information on geographic areas followed by Δ, see appendix F.]

SIC code	Geographic area and kind of business or operation	All establishments				Establishments with payroll				
		Number	Receipts (\$1,000)	Unincorporated businesses or operations		Number	Receipts (\$1,000)	Annual payroll (\$1,000)	First quarter payroll (\$1,000)	Paid employees for pay period including March 12 (number)
				Individual proprietorships (number)	Partnerships (number)					
<b>DE KALB COUNTY—Con.</b>										
80, ex. 806	Health services, except hospitals .....	††	††	††	††	679	284 508	118 324	29 577	6 086
801	Offices of physicians .....	††	††	††	††	391	159 740	67 500	16 836	2 449
802	Offices of dentists .....	††	††	††	††	273	47 835	19 778	4 946	1 179
803	Offices of osteopathic physicians .....	††	††	††	††	25	5 542	2 970	628	117
8041	Offices of chiropractors .....	††	††	††	††	41	4 263	1 102	245	114
8042	Offices of optometrists .....	††	††	††	††	25	3 484	986	227	81
805	Nursing and personal care facilities .....	††	††	††	††	12	14 602	7 260	1 795	881
8049, 807, 8, 9	Other health services .....	††	††	††	††	111	49 042	18 728	4 900	1 265
8071	Medical and dental laboratories .....	††	††	††	††	47	39 416	15 072	4 085	1 088
8072	Medical laboratories .....	††	††	††	††	16	(D)	(D)	(D)	(D)
8072	Dental laboratories .....	††	††	††	††	31	(D)	(D)	(D)	(D)
8049, 808, 9	Other health services, n.e.c. ....	††	††	††	††	64	9 626	3 656	815	177
81	Legal services .....	††	††	††	††	245	46 041	16 598	3 790	854
823, 4, 9	Selected educational services .....	††	††	††	††	32	14 343	5 784	1 416	494
823	Libraries and information centers .....	**	**	**	**	-	-	-	-	-
824	Correspondence schools and vocational schools .....	**	**	**	**	11	4 827	2 684	651	168
829	Schools and educational services, n.e.c. ....	**	**	**	**	21	9 516	3 100	765	326
891	Engineering, architectural, and surveying services .....	††	††	††	††	200	145 946	78 086	18 795	3 110
891 pt.	Architectural services .....	**	**	**	**	49	12 862	5 815	1 452	269
891 pt.	Engineering services .....	**	**	**	**	127	128 055	70 112	16 768	2 684
891 pt.	Surveying services .....	**	**	**	**	24	5 029	2 159	575	177
893	Accounting, auditing, and bookkeeping services .....	††	††	††	††	197	49 692	19 552	5 189	1 342
83, 892, 9	Social and other services .....	††	††	††	††	127	19 645	8 514	1 989	1 193
83	Social services .....	**	**	**	**	113	16 178	7 129	1 647	1 081
835	Child day care services .....	**	**	**	**	91	12 911	5 884	1 354	972
832, 3, 6, 9	Other social services .....	**	**	**	**	22	3 267	1 245	293	109
892, 9	Other services .....	**	**	**	**	14	3 467	1 385	342	112
<b>DOUGHERTY COUNTY</b>										
	Total .....	††	††	††	††	608	154 099	59 364	14 280	4 859
70	Hotels, motels, and other lodging places .....	††	††	††	††	24	10 119	2 784	704	499
7011	Hotels, motor hotels, and motels .....	††	††	††	††	22	(D)	(D)	(D)	(D)
7011 pt.	Hotels .....	††	††	††	††	6	4 319	1 314	327	262
7011 pt.	Motels, motor hotels, and tourist courts .....	††	††	††	††	16	(D)	(D)	(D)	(D)
702, 3, 4	Other lodging places .....	††	††	††	††	2	(D)	(D)	(D)	(D)
72	Personal services .....	††	††	††	††	79	(D)	(D)	(D)	(D)
721	Laundry, cleaning, and garment services .....	††	††	††	††	30	(D)	(D)	(D)	(D)
7215	Coin-operated laundries and dry cleaning .....	††	††	††	††	5	427	187	45	31
721 ex. 7215	Other laundry, cleaning, and garment services .....	††	††	††	††	25	(D)	(D)	(D)	(D)
7211	Power laundries, family and commercial* .....	**	**	**	**	1	(D)	(D)	(D)	(D)
7216	Dry-cleaning plants, except rug cleaning* .....	**	**	**	**	15	1 819	702	160	98
Other 721	Laundry and cleaning services, n.e.c.* .....	**	**	**	**	9	(D)	(D)	(D)	(D)
722	Photographic studios, portrait .....	††	††	††	††	3	402	80	23	62
723, 4	Beauty and barber shops .....	††	††	††	††	29	(D)	(D)	(D)	(D)
723	Beauty shops .....	††	††	††	††	28	1 564	692	162	96
724	Barber shops .....	††	††	††	††	1	(D)	(D)	(D)	(D)
725	Shoe repair, shoe shine, and hat-cleaning shops .....	††	††	††	††	-	-	-	-	-
726	Funeral service and crematories .....	††	††	††	††	8	1 497	422	90	34
729	Miscellaneous personal services .....	††	††	††	††	9	1 091	269	63	73
73	Business services .....	††	††	††	††	95	(D)	(D)	(D)	(D)
731	Advertising .....	††	††	††	††	6	1 061	269	67	33
734	Services to dwellings and other buildings .....	††	††	††	††	25	(D)	(D)	(D)	(D)
737	Computer and data processing services .....	††	††	††	††	2	(D)	(D)	(D)	(D)
7392	Management, consulting, and public relations services .....	††	††	††	††	10	1 371	793	266	50
7394	Equipment rental and leasing services .....	††	††	††	††	9	3 060	967	230	65
Other 73	Other business services .....	††	††	††	††	43	(D)	(D)	(D)	(D)
75	Automotive repair, services, and garages .....	††	††	††	††	72	(D)	(D)	(D)	(D)
751	Automotive rental and leasing, without drivers .....	††	††	††	††	5	8 088	1 893	520	119
752	Automobile parking .....	††	††	††	††	-	-	-	-	-
753	Automotive repair shops .....	††	††	††	††	61	(D)	(D)	(D)	(D)
7538	General automotive repair shops .....	††	††	††	††	25	(D)	(D)	(D)	(D)
7531	Top and body repair shops .....	††	††	††	††	12	(D)	(D)	(D)	(D)
7534, 5, 9	Other automotive repair shops .....	††	††	††	††	24	5 215	1 541	370	127
754	Automotive services, except repair .....	††	††	††	††	6	1 291	329	74	46

**Table 6. Summary Statistics for Firms Subject to Federal Income Tax for Counties With 300 Establishments or More: 1982—Con.**

[For meaning of abbreviations and symbols, see introductory text. For explanation of terms and comparability of 1977 and 1982 censuses, see appendix A. For information on geographic areas followed by Δ, see appendix F]

SIC code	Geographic area and kind of business or operation	All establishments				Establishments with payroll				
		Number	Receipts (\$1,000)	Unincorporated businesses or operations		Number	Receipts (\$1,000)	Annual payroll (\$1,000)	First quarter payroll (\$1,000)	Paid employees for pay period including March 12 (number)
				Individual proprietors (number)	Partnerships (number)					
<b>DOUGHERTY COUNTY—Con.</b>										
76	Miscellaneous repair services.....	††	††	††	††	31	5 517	1 763	402	145
762	Electrical and electronic repair shops.....	††	††	††	††	13	2 274	788	188	58
7622, 9	Radio and TV repair shops.....	††	††	††	††	4	(D)	(D)	(D)	(D)
7623, 9	Other electrical and electronic repair shops.....	††	††	††	††	9	(D)	(D)	(D)	(D)
764	Reupholstery and furniture repair.....	††	††	††	††	2	(D)	(D)	(D)	(D)
763, 9	Other repair shops and related services.....	††	††	††	††	16	(D)	(D)	(D)	(D)
78, 79	Amusement and recreation services, including motion pictures.....	††	††	††	††	16	4 255	816	199	175
781, 2	Motion picture production, distribution, and services.....	††	††	††	††	-	-	-	-	-
783	Motion picture theaters.....	††	††	††	††	4	(D)	(D)	(D)	(D)
792	Producers, orchestras, and entertainers.....	††	††	††	††	-	-	-	-	-
793	Bowling alleys and billiards and pool establishments.....	††	††	††	††	2	(D)	(D)	(D)	(D)
79 ex. 792, 9	Commercial sports and other amusement and recreation services.....	††	††	††	††	10	(D)	(D)	(D)	(D)
80, ex. 806	Health services, except hospitals.....	††	††	††	††	165	46 599	21 786	5 334	1 085
801	Offices of physicians.....	††	††	††	††	94	(D)	(D)	(D)	(D)
802	Offices of dentists.....	††	††	††	††	39	8 355	3 198	802	205
803	Offices of osteopathic physicians.....	††	††	††	††	2	(D)	(D)	(D)	(D)
8041	Offices of chiropractors.....	††	††	††	††	8	1 723	367	36	17
8042	Offices of optometrists.....	††	††	††	††	9	1 025	372	78	30
805	Nursing and personal care facilities.....	††	††	††	††	3	(D)	(D)	(D)	(D)
8049, 807, 8, 9	Other health services.....	††	††	††	††	9	2 424	758	168	58
81	Legal services.....	††	††	††	††	48	(D)	(D)	(D)	(D)
823, 4, 9	Selected educational services.....	††	††	††	††	4	(D)	(D)	(D)	(D)
891	Engineering, architectural, and surveying services.....	††	††	††	††	19	7 707	3 453	791	180
893	Accounting, auditing, and bookkeeping services.....	††	††	††	††	21	5 422	1 788	454	122
83, 892, 9	Social and other services.....	††	††	††	††	34	12 487	4 809	1 188	522
83	Social services.....	**	**	**	**	33	(D)	(D)	(D)	(D)
892, 9	Other services.....	**	**	**	**	1	(D)	(D)	(D)	(D)
<b>FLOYD COUNTY</b>										
	Total.....	††	††	††	††	359	88 563	36 698	8 867	2 776
70	Hotels, motels, and other lodging places.....	††	††	††	††	7	(D)	(D)	(D)	(D)
7011	Hotels, motor hotels, and motels.....	††	††	††	††	7	(D)	(D)	(D)	(D)
7011 pt.	Hotels.....	††	††	††	††	1	(D)	(D)	(D)	(D)
7011 pt.	Motels, motor hotels, and tourist courts.....	††	††	††	††	6	(D)	(D)	(D)	(D)
702, 3, 4	Other lodging places.....	††	††	††	††	-	-	-	-	-
72	Personal services.....	††	††	††	††	61	7 898	2 807	672	346
721	Laundry, cleaning, and garment services.....	††	††	††	††	24	4 767	1 721	409	185
7215	Coin-operated laundries and dry cleaning.....	††	††	††	††	10	389	78	16	15
721 ex. 7215	Other laundry, cleaning, and garment services.....	††	††	††	††	14	4 378	1 643	393	170
7211	"Power laundries, family and commercial".....	**	**	**	**	9	-	-	-	-
7216	Dry-cleaning plants, except rug cleaning.....	**	**	**	**	9	604	232	56	30
Other 721	Laundry and cleaning services, n.e.c.*.....	**	**	**	**	5	3 774	1 411	335	131
722	Photographic studios, portrait.....	††	††	††	††	2	(D)	(D)	(D)	(D)
723, 4	Beauty and barber shops.....	††	††	††	††	18	825	432	112	74
723	Beauty shops.....	††	††	††	††	16	(D)	(D)	(D)	(D)
724	Barber shops.....	††	††	††	††	2	(D)	(D)	(D)	(D)
725	Shoe repair, shoe shine, and hat-cleaning shops.....	††	††	††	††	3	69	13	3	7
726	Funeral service and crematories.....	††	††	††	††	9	1 632	473	107	47
729	Miscellaneous personal services.....	††	††	††	††	5	(D)	(D)	(D)	(D)
73	Business services.....	††	††	††	††	52	14 484	5 719	1 308	560
731	Advertising.....	††	††	††	††	3	(D)	(D)	(D)	(D)
734	Services to dwellings and other buildings.....	††	††	††	††	13	3 167	1 771	339	256
737	Computer and data processing services.....	††	††	††	††	4	1 265	326	74	19
7392	Management, consulting, and public relations services.....	††	††	††	††	6	(D)	(D)	(D)	(D)
7394	Equipment rental and leasing services.....	††	††	††	††	5	861	202	48	17
Other 73	Other business services.....	††	††	††	††	21	3 493	1 152	272	175
75	Automotive repair, services, and garages.....	††	††	††	††	39	7 918	1 885	572	222
751	Automotive rental and leasing, without drivers.....	††	††	††	††	3	2 394	356	205	61
752	Automobile parking.....	††	††	††	††	4	(D)	(D)	(D)	(D)
753	Automotive repair shops.....	††	††	††	††	28	4 729	1 286	311	116
7539	General automotive repair shops.....	††	††	††	††	11	878	271	66	28
7531	Top and body repair shops.....	††	††	††	††	4	1 206	429	104	25
7534, 5, 9	Other automotive repair shops.....	††	††	††	††	13	2 644	587	141	63
754	Automotive services, except repair.....	††	††	††	††	4	(D)	(D)	(D)	(D)

**Table 6. Summary Statistics for Firms Subject to Federal Income Tax for Counties With 300 Establishments or More: 1982—Con.**

[For meaning of abbreviations and symbols, see introductory text. For explanation of terms and comparability of 1977 and 1982 censuses, see appendix A. For information on geographic areas followed by Δ, see appendix F.]

SIC code	Geographic area and kind of business or operation	All establishments				Establishments with payroll				
		Number	Receipts (\$1,000)	Unincorporated businesses or operations		Number	Receipts (\$1,000)	Annual payroll (\$1,000)	First quarter payroll (\$1,000)	Paid employees for pay period including March 12 (number)
				Individual proprietorships (number)	Partnerships (number)					
<b>FLOYD COUNTY—Con.</b>										
76	Miscellaneous repair services .....	††	††	††	††	20	2 181	750	166	71
762	Electrical and electronic repair shops .....	††	††	††	††	7	533	150	33	15
7622, 9	Radio and TV repair shops .....	††	††	††	††	2	(D)	(D)	(D)	(D)
763, 9	Other electrical and electronic repair shops .....	††	††	††	††	5	(D)	(D)	(D)	(D)
764	Reupholstery and furniture repair .....	††	††	††	††	2	(D)	(D)	(D)	(D)
763, 9	Other repair shops and related services .....	††	††	††	††	11	(D)	(D)	(D)	(D)
78, 79	Amusement and recreation services, including motion pictures..	††	††	††	††	17	2 852	646	146	151
781, 2	Motion picture production, distribution, and services .....	††	††	††	††	-	-	-	-	-
783	Motion picture theaters .....	††	††	††	††	7	(D)	(D)	(D)	(D)
792	Producers, orchestras, and entertainers .....	††	††	††	††	-	-	-	-	-
793	Bowling alleys and billiards and pool establishments .....	††	††	††	††	1	(D)	(D)	(D)	(D)
79 ex. 792, 3	Commercial sports and other amusement and recreation services ..	††	††	††	††	9	(D)	(D)	(D)	(D)
80, ex. 806	Health services, except hospitals .....	††	††	††	††	114	40 554	21 209	5 026	962
801	Offices of physicians .....	††	††	††	††	55	26 149	14 566	3 385	338
802	Offices of dentists .....	††	††	††	††	26	4 491	1 934	489	126
803	Offices of osteopathic physicians .....	††	††	††	††	-	-	-	-	-
8041	Offices of chiropractors .....	††	††	††	††	4	475	111	23	10
8042	Offices of optometrists .....	††	††	††	††	9	1 575	495	121	22
805	Nursing and personal care facilities .....	††	††	††	††	4	4 024	2 038	486	291
8049, 807, 8, 9	Other health services .....	††	††	††	††	16	3 840	2 070	522	175
81	Legal services .....	††	††	††	††	21	4 729	904	204	78
823, 4, 9	Selected educational services .....	††	††	††	††	1	(D)	(D)	(D)	(D)
891	Engineering, architectural, and surveying services .....	††	††	††	††	5	1 189	621	154	44
893	Accounting, auditing, and bookkeeping services .....	††	††	††	††	14	2 311	911	243	90
83, 892, 9	Social and other services .....	††	††	††	††	8	411	191	53	37
83	Social services .....	**	**	**	**	8	411	191	53	37
892, 9	Other services .....	**	**	**	**	-	-	-	-	-
<b>FULTON COUNTY</b>										
	Total .....	††	††	††	††	5 907	3 040 390	1 140 527	274 357	74 488
70	Hotels, motels, and other lodging places .....	††	††	††	††	104	317 309	97 268	23 239	11 311
7011	Hotels, motor hotels, and motels .....	††	††	††	††	96	315 931	96 880	23 156	11 269
7011 pt.	Hotels, 25 guestrooms or more .....	††	††	††	††	52	236 501	71 216	16 949	7 647
7011 pt.	Hotels, less than 25 guestrooms .....	**	**	**	**	49	(D)	(D)	(D)	(D)
7011 pt.	Motels, motor hotels, and tourist courts .....	††	††	††	††	44	79 430	25 664	6 207	3 622
7011 pt.	Motels, tourist courts .....	††	††	††	††	32	21 690	5 448	1 331	817
7011 pt.	Motor hotels .....	**	**	**	**	12	57 740	20 216	4 876	2 805
702, 3, 4	Other lodging places .....	††	††	††	††	8	1 378	388	83	42
703	Trailer parks and camps .....	††	††	††	††	4	(D)	(D)	(D)	(D)
702, 4	Rooming, boarding, and membership lodging .....	††	††	††	††	4	(D)	(D)	(D)	(D)
72	Personal services .....	††	††	††	††	581	110 649	41 009	9 502	4 578
721	Laundry, cleaning, and garment services .....	††	††	††	††	208	62 644	22 333	5 071	2 285
7215	Coin-operated laundries and dry cleaning .....	††	††	††	††	38	4 977	1 154	207	142
721 ex. 7215	Other laundry, cleaning, and garment services .....	††	††	††	††	170	57 667	21 179	4 864	2 143
7211	Power laundries, family and commercial* .....	**	**	**	**	8	2 365	1 036	254	145
7216	Dry-cleaning plants, except rug cleaning* .....	**	**	**	**	107	19 164	6 998	1 512	871
Other 721	Laundry and cleaning services, n.e.c.* .....	**	**	**	**	55	36 138	13 145	3 098	1 127
7212	Garment pressing and agents for laundries and dry cleaners .....	**	**	**	**	14	(D)	(D)	(D)	(D)
7213	Linen supply* .....	**	**	**	**	8	12 986	5 581	1 336	503
7217	Carpet and upholstery cleaning .....	**	**	**	**	10	3 258	1 334	284	108
7218	Industrial laundries* .....	**	**	**	**	10	(D)	(D)	(D)	(D)
7214, 9	Other laundry, garment services, including diaper* .....	**	**	**	**	17	2 286	779	178	94
722	Photographic studios, portrait .....	††	††	††	††	24	6 182	1 345	312	192
723, 4	Beauty and barber shops .....	††	††	††	††	231	20 143	10 244	2 301	1 100
723	Beauty shops .....	††	††	††	††	206	18 564	9 447	2 114	1 003
724	Barber shops .....	††	††	††	††	25	1 579	797	187	97
725	Shoe repair, shoe shine, and hat-cleaning shops .....	††	††	††	††	16	1 237	443	102	57
726	Funeral service and crematories .....	††	††	††	††	27	10 532	3 009	732	286
729	Miscellaneous personal services .....	††	††	††	††	75	9 911	3 635	984	658

**Table 6. Summary Statistics for Firms Subject to Federal Income Tax for Counties With 300 Establishments or More: 1982—Con.**

[For meaning of abbreviations and symbols, see introductory text. For explanation of terms and comparability of 1977 and 1982 censuses, see appendix A. For information on geographic areas followed by Δ, see appendix F.]

SIC code	Geographic area and kind of business or operation	All establishments				Establishments with payroll				
		Number	Receipts (\$1,000)	Unincorporated businesses or operations		Number	Receipts (\$1,000)	Annual payroll (\$1,000)	First quarter payroll (\$1,000)	Paid employees for pay period including March 12 (number)
				Individual proprietorships (number)	Partnerships (number)					
	<b>FULTON COUNTY—Con.</b>									
73	<b>Business services</b> .....	††	††	††	††	1 464	1 018 717	402 344	97 490	28 850
731	Advertising.....	††	††	††	††	157	129 866	49 025	12 382	1 949
7311	Advertising agencies.....	††	††	††	††	105	98 555	39 288	10 096	1 486
7312	Outdoor advertising services.....	..	..	..	..	6	(D)	(D)	(D)	(D)
7313	Radio, TV, publishers' advertising representatives.....	..	..	..	..	37	16 180	6 343	1 504	207
7319	Advertising, n.e.c.....	..	..	..	..	9	(D)	(D)	(D)	(D)
734	Services to dwellings and other buildings.....	††	††	††	††	150	64 283	38 570	9 117	6 692
7341	Window cleaning.....	..	..	..	..	4	(D)	(D)	(D)	(D)
7342	Disinfecting and exterminating services.....	..	..	..	..	26	(D)	(D)	(D)	(D)
7349	Cleaning and maintenance services, n.e.c.....	..	..	..	..	120	47 563	31 490	7 432	6 185
737	Computer and data processing services.....	††	††	††	††	129	275 497	90 761	22 907	3 404
7372	Computer programming and other software services.....	..	..	..	..	62	143 364	48 930	12 281	1 630
7374	Data processing services.....	..	..	..	..	42	82 153	27 345	7 444	1 318
7379	Computer related services, n.e.c.....	..	..	..	..	25	49 980	14 486	3 182	456
7392	Management, consulting, and public relations services.....	††	††	††	††	332	173 233	71 800	16 978	2 922
7394	Equipment rental and leasing services.....	††	††	††	††	65	37 718	9 925	2 346	659
Other 73	Other business services.....	††	††	††	††	631	338 120	142 263	33 760	13 224
7329	Credit reporting, collection agencies.....	..	..	..	..	30	24 985	8 399	2 125	591
7331	Direct mail advertising services.....	..	..	..	..	15	13 271	2 994	753	203
7332	Blueprinting and photocopying services.....	..	..	..	..	18	7 043	2 229	547	150
7333	Commercial photography, art, and graphics.....	..	..	..	..	98	32 413	11 123	2 579	544
7339	Stenographic services, and reproduction services, n.e.c.....	..	..	..	..	40	8 217	3 727	891	272
736	Personnel supply services.....	..	..	..	..	146	62 402	41 819	9 855	4 812
7361	Employment agencies.....	..	..	..	..	85	(D)	(D)	(D)	(D)
7362	Help supply services.....	..	..	..	..	60	(D)	(D)	(D)	(D)
7369	Facilities management services.....	..	..	..	..	1	(D)	(D)	(D)	(D)
7391	Research and development laboratories.....	..	..	..	..	4	(D)	(D)	(D)	(D)
7397	Testing laboratories and facilities.....	..	..	..	..	2	(D)	(D)	(D)	(D)
7393	Detective agencies and protective services.....	..	..	..	..	59	67 219	36 944	8 936	3 819
7395	Photofinishing laboratories.....	..	..	..	..	30	32 421	10 243	2 314	953
7399 pt.	Sign painting shops.....	..	..	..	..	2	(D)	(D)	(D)	(D)
7399 pt.	Interior designing.....	..	..	..	..	50	15 952	4 449	1 056	381
7399 pt.	Telephone answering services.....	..	..	..	..	17	2 941	1 410	319	189
735, 7396, 7399 pt.	Other business services, n.e.c.....	..	..	..	..	120	65 864	17 134	4 062	1 222
75	<b>Automotive repair, services, and garages</b> .....	††	††	††	††	472	216 860	40 034	9 452	3 231
751	Automotive rental and leasing, without drivers.....	††	††	††	††	52	115 504	12 788	3 130	823
752	Automobile parking.....	††	††	††	††	157	28 939	4 746	1 163	742
7523	Parking lots.....	..	..	..	..	114	(D)	(D)	(D)	(D)
7525	Parking structures.....	..	..	..	..	43	(D)	(D)	(D)	(D)
753	Automotive repair shops.....	††	††	††	††	229	62 989	19 016	4 308	1 324
7538	General automotive repair shops.....	††	††	††	††	88	21 501	6 595	1 507	462
7538 pt.	General automotive repair shops, except diesel.....	..	..	..	..	82	19 751	5 907	1 359	408
7538 pt.	Diesel repair shops.....	..	..	..	..	6	1 850	688	148	54
7531	Top and body repair shops.....	††	††	††	††	50	11 305	3 578	817	248
7534, 5, 9	Other automotive repair shops.....	††	††	††	††	91	30 083	8 843	1 984	614
7534	Tire retreading and repair shops.....	..	..	..	..	10	8 207	1 770	426	121
7535	Paint shops.....	..	..	..	..	11	3 461	1 281	263	81
7539 pt.	Auto electrical and fuel system services.....	..	..	..	..	7	743	208	49	18
7539 pt.	Radiator repair.....	..	..	..	..	8	1 126	219	70	29
7539 pt.	Glass replacement and repair.....	..	..	..	..	4	(D)	(D)	(D)	(D)
7539 pt.	Brake, front end, and wheel alignment.....	..	..	..	..	18	4 249	1 330	289	94
7539 pt.	Exhaust system services (muffler shops).....	..	..	..	..	4	1 549	336	80	22
7539 pt.	Transmission repair shops.....	..	..	..	..	21	5 916	1 966	432	147
7539 pt.	Other automotive repair shops, n.e.c.....	..	..	..	..	8	(D)	(D)	(D)	(D)
754	Automotive services, except repair.....	††	††	††	††	34	9 428	3 484	851	342
7542	Car washes.....	..	..	..	..	24	5 773	1 779	474	222
7549	Other automotive services.....	..	..	..	..	10	3 655	1 705	377	120
76	<b>Miscellaneous repair services</b> .....	††	††	††	††	184	87 265	37 356	8 692	1 985
762	Electrical and electronic repair shops.....	††	††	††	††	47	27 410	10 393	2 421	567
7622	Radio and TV repair shops.....	..	..	..	..	23	8 125	2 539	581	194
7623, 9	Other electrical and electronic repair shops.....	..	..	..	..	24	19 285	7 854	1 840	373
7623	Refrigeration and air-conditioning repair shops.....	..	..	..	..	7	11 703	5 084	1 168	220
7629	Electrical and electronic repair shops, n.e.c.....	..	..	..	..	17	7 582	2 770	672	153
764	Reupholstery and furniture repair.....	††	††	††	††	22	2 578	965	264	97
763, 9	Other repair shops and related services.....	††	††	††	††	115	57 297	25 998	6 007	1 321
763	Watch, clock, and jewelry repair.....	..	..	..	..	17	3 309	1 291	242	77
769	Miscellaneous repair and related services.....	..	..	..	..	98	53 988	24 707	5 765	1 244
7692	Welding repair.....	..	..	..	..	10	(D)	(D)	(D)	(D)
7694	Armature rewinding shops.....	..	..	..	..	7	(D)	(D)	(D)	(D)
7699	Repair shops and related services, n.e.c.....	..	..	..	..	81	34 982	18 057	3 947	845

**Table 6. Summary Statistics for Firms Subject to Federal Income Tax for Counties With 300 Establishments or More: 1982—Con.**

[For meaning of abbreviations and symbols, see introductory text. For explanation of terms and comparability of 1977 and 1982 censuses, see appendix A. For information on geographic areas followed by Δ, see appendix F.]

SIC code	Geographic area and kind of business or operation	All establishments				Establishments with payroll				
		Number	Receipts (\$1,000)	Unincorporated businesses or operations		Number	Receipts (\$1,000)	Annual payroll (\$1,000)	First quarter payroll (\$1,000)	Paid employees for pay period including March 12 (number)
				Individual proprietorships (number)	Partnerships (number)					
<b>FULTON COUNTY—Con.</b>										
78, 79	Amusement and recreation services, including motion pictures...	††	††	††	††	218	107 540	25 573	5 461	2 062
781, 2	Motion picture production, distribution, and services .....	††	††	††	††	45	32 718	4 968	1 149	249
783	Motion picture theaters .....	††	††	††	††	34	19 139	2 806	602	540
7832	Motion picture theaters, except drive-in .....	††	††	††	††	29	18 897	2 735	582	504
7833	Drive-in motion picture theaters .....	**	**	**	**	5	242	71	20	36
792	Producers, orchestras, and entertainers .....	††	††	††	††	28	12 114	2 293	626	240
7922	Theatrical producers (except motion picture) and miscellaneous theatrical services .....	**	**	**	**	17	9 286	1 816	488	163
7929	Bands, orchestras, actors, and other entertainers and entertainment groups .....	**	**	**	**	11	2 828	477	138	77
793	Bowling alleys and billiards and pool establishments .....	††	††	††	††	7	3 341	842	199	133
7932	Billiard and pool establishments .....	††	††	††	††	-	-	-	-	-
7933	Bowling alleys .....	††	††	††	††	7	3 341	842	199	133
79 ex. 792, 3	Commercial sports and other amusement and recreation services .....	††	††	††	††	104	40 228	14 664	2 885	900
794	Commercial sports .....	††	††	††	††	8	(D)	(D)	(D)	(D)
7941	Professional sports clubs, managers, promoters .....	††	††	††	††	5	(D)	(D)	(D)	(D)
7948	Racing, including track operation .....	††	††	††	††	3	(D)	(D)	(D)	(D)
79 ex. 792, 3, 4	Other amusement and recreation services .....	††	††	††	††	96	(D)	(D)	(D)	(D)
791	Dance halls, studios, and schools .....	**	**	**	**	19	1 743	652	177	167
7992	Public golf courses .....	**	**	**	**	1	(D)	(D)	(D)	(D)
7993	Coin-operated amusement device operators .....	**	**	**	**	12	(D)	(D)	(D)	(D)
7996	Amusement parks .....	**	**	**	**	20	5 068	1 511	301	172
7997	Membership sports and recreation clubs .....	**	**	**	**	20	5 068	1 511	301	172
7999	Amusement and recreation services, n.e.c. ....	**	**	**	**	43	7 072	2 224	518	208
7999 pt.	Concession operators of amusement devices, rides .....	**	**	**	**	3	(D)	(D)	(D)	(D)
7999 pt.	Carnivals, circuses, and fairs .....	**	**	**	**	40	(D)	(D)	(D)	(D)
7999 pt.	Other commercial recreation and amusements .....	**	**	**	**	40	(D)	(D)	(D)	(D)
80, ex. 806	Health services, except hospitals .....	††	††	††	††	1 512	410 870	193 507	48 120	8 037
801	Offices of physicians .....	††	††	††	††	891	273 379	137 029	35 226	4 121
802	Offices of dentists .....	††	††	††	††	336	59 320	22 812	5 392	1 467
803	Offices of osteopathic physicians .....	††	††	††	††	8	1 085	503	103	29
8041	Offices of chiropractors .....	††	††	††	††	48	6 239	1 637	322	102
8042	Offices of optometrists .....	††	††	††	††	26	3 829	1 036	242	77
805	Nursing and personal care facilities .....	††	††	††	††	22	18 751	8 940	2 032	976
8049, 807, 8, 9	Other health services .....	††	††	††	††	181	48 267	21 550	4 803	1 265
807	Medical and dental laboratories .....	††	††	††	††	64	17 495	8 198	1 814	493
8071	Medical laboratories .....	††	††	††	††	24	6 725	3 250	686	141
8072	Dental laboratories .....	††	††	††	††	40	10 770	4 948	1 128	352
8049, 806, 9	Other health services, n.e.c. ....	††	††	††	††	117	30 772	13 352	2 989	772
81	Legal services .....	††	††	††	††	718	339 037	115 135	27 947	5 075
823, 4, 9	Selected educational services .....	††	††	††	††	46	14 172	4 502	1 086	405
823	Libraries and information centers .....	**	**	**	**	-	-	-	-	-
824	Correspondence schools and vocational schools .....	**	**	**	**	20	(D)	(D)	(D)	(D)
829	Schools and educational services, n.e.c. ....	**	**	**	**	26	(D)	(D)	(D)	(D)
891	Engineering, architectural, and surveying services .....	††	††	††	††	262	269 922	123 608	28 786	5 096
891 pt.	Architectural services .....	**	**	**	**	109	104 434	42 259	9 745	1 574
891 pt.	Engineering services .....	**	**	**	**	131	156 283	75 196	18 204	3 214
891 pt.	Surveying services .....	**	**	**	**	22	9 205	6 153	837	308
893	Accounting, auditing, and bookkeeping services .....	††	††	††	††	211	122 709	50 463	12 320	2 698
83, 892, 9	Social and other services .....	††	††	††	††	135	25 320	9 728	2 262	1 162
83	Social services .....	**	**	**	**	125	23 208	9 322	2 166	1 116
835	Child day care services .....	**	**	**	**	92	7 235	3 372	783	649
832, 3, 6, 9	Other social services .....	**	**	**	**	33	15 973	5 350	1 333	467
892, 9	Other services .....	**	**	**	**	10	2 112	406	96	46



**Table 6. Summary Statistics for Firms Subject to Federal Income Tax for Counties With 300 Establishments or More: 1982—Con.**

[For meaning of abbreviations and symbols, see introductory text. For explanation of terms and comparability of 1977 and 1982 censuses, see appendix A. For information on geographic areas followed by Δ, see appendix F]

SIC code	Geographic area and kind of business or operation	All establishments				Establishments with payroll				
		Number	Receipts (\$1,000)	Unincorporated businesses or operations Individual proprietorships (number)	Partnerships (number)	Number	Receipts (\$1,000)	Annual payroll (\$1,000)	First quarter payroll (\$1,000)	Paid employees for pay period including March 12 (number)
	<b>GLYNN COUNTY</b>									
	<b>Total</b> .....	††	††	††	††	384	119 316	42 268	9 867	3 839
70	<b>Hotels, motels, and other lodging places</b> .....	††	††	††	††	29	(D)	(D)	(D)	(D)
7011	Hotels, motor hotels, and motels.....	††	††	††	††	27	(D)	(D)	(D)	(D)
7011 pt.	Hotels.....	††	††	††	††	7	36 441	13 971	3 119	1 217
7011 pt.	Motels, motor hotels, and tourist courts.....	††	††	††	††	20	(D)	(D)	(D)	(D)
702, 3, 4	Other lodging places.....	††	††	††	††	2	(D)	(D)	(D)	(D)
72	<b>Personal services</b> .....	††	††	††	††	51	3 937	1 455	333	211
721	Laundry, cleaning, and garment services.....	††	††	††	††	13	1 456	614	151	103
7215	Coin-operated laundries and dry cleaning.....	††	††	††	††	7	393	71	17	23
721 ex.	Other laundry, cleaning, and garment services.....	††	††	††	††	6	1 063	543	134	80
7215	Power laundries, family and commercial*.....	**	**	**	**	2	(D)	(D)	(D)	(D)
7216	Dry-cleaning plants, except rug cleaning*.....	**	**	**	**	3	(D)	(D)	(D)	(D)
Other 721	Laundry and cleaning services, n.e.c.*.....	**	**	**	**	1	(D)	(D)	(D)	(D)
722	Photographic studios, portrait.....	††	††	††	††	4	257	91	19	14
723, 4	Beauty and barber shops.....	††	††	††	††	24	961	408	97	65
723	Beauty shops.....	††	††	††	††	18	825	351	84	53
724	Barber shops.....	††	††	††	††	6	136	57	13	12
725	Shoe repair, shoe shine, and hat-cleaning shops.....	††	††	††	††	1	(D)	(D)	(D)	(D)
726	Funeral service and crematories.....	††	††	††	††	4	(D)	(D)	(D)	(D)
729	Miscellaneous personal services.....	††	††	††	††	5	(D)	(D)	(D)	(D)
73	<b>Business services</b> .....	††	††	††	††	55	12 144	3 863	917	476
731	Advertising.....	††	††	††	††	4	642	269	83	32
734	Services to dwellings and other buildings.....	††	††	††	††	19	1 868	994	238	120
737	Computer and data processing services.....	††	††	††	††	2	(D)	(D)	(D)	(D)
7392	Management, consulting, and public relations services.....	††	††	††	††	7	450	179	61	15
7394	Equipment rental and leasing services.....	††	††	††	††	5	(D)	(D)	(D)	(D)
Other 73	Other business services.....	††	††	††	††	18	4 527	1 604	345	216
75	<b>Automotive repair, services, and garages</b> .....	††	††	††	††	28	5 494	1 083	257	98
751	Automotive rental and leasing, without drivers.....	††	††	††	††	5	(D)	(D)	(D)	(D)
752	Automobile parking.....	††	††	††	††	-	-	-	-	-
753	Automotive repair shops.....	††	††	††	††	22	3 285	823	182	71
7538	General automotive repair shops.....	††	††	††	††	11	1 352	307	68	29
7531	Top and body repair shops.....	††	††	††	††	7	947	281	55	20
7534, 5, 9	Other automotive repair shops.....	††	††	††	††	4	956	235	59	22
754	Automotive services, except repair.....	††	††	††	††	1	(D)	(D)	(D)	(D)
76	<b>Miscellaneous repair services</b> .....	††	††	††	††	12	1 541	365	75	26
762	Electrical and electronic repair shops.....	††	††	††	††	5	1 232	270	51	14
7622	Radio and TV repair shops.....	††	††	††	††	2	(D)	(D)	(D)	(D)
7623, 9	Other electrical and electronic repair shops.....	††	††	††	††	3	(D)	(D)	(D)	(D)
764	Reupholstery and furniture repair.....	††	††	††	††	3	100	25	6	3
763, 9	Other repair shops and related services.....	††	††	††	††	4	209	70	18	9
78, 79	<b>Amusement and recreation services, including motion pictures</b> .....	††	††	††	††	17	3 284	719	156	131
781, 2	Motion picture production, distribution, and services.....	††	††	††	††	-	-	-	-	-
783	Motion picture theaters.....	††	††	††	††	4	(D)	(D)	(D)	(D)
792	Producers, orchestras, and entertainers.....	††	††	††	††	1	(D)	(D)	(D)	(D)
793	Bowling alleys and billiards and pool establishments.....	††	††	††	††	1	(D)	(D)	(D)	(D)
79 ex. 792, 3	Commercial sports and other amusement and recreation services.....	††	††	††	††	11	(D)	(D)	(D)	(D)
80, ex. 806	<b>Health services, except hospitals</b> .....	††	††	††	††	114	25 970	11 419	2 826	653
801	Offices of physicians.....	††	††	††	††	73	16 543	7 879	1 939	300
802	Offices of dentists.....	††	††	††	††	17	3 130	1 122	312	79
803	Offices of osteopathic physicians.....	††	††	††	††	4	-	-	-	7
8041	Offices of chiropractors.....	††	††	††	††	4	222	34	-	7
8042	Offices of optometrists.....	††	††	††	††	5	501	72	15	8
805	Nursing and personal care facilities.....	††	††	††	††	4	3 188	1 541	339	204
8049, 807, 8, 9	Other health services.....	††	††	††	††	11	2 386	771	214	55
81	<b>Legal services</b> .....	††	††	††	††	36	6 171	1 750	342	124
823, 4, 9	<b>Selected educational services</b> .....	††	††	††	††	1	(D)	(D)	(D)	(D)
891	<b>Engineering, architectural, and surveying services</b> .....	††	††	††	††	17	1 971	882	205	61
893	<b>Accounting, auditing, and bookkeeping services</b> .....	††	††	††	††	16	2 711	988	244	93
83, 892, 9	<b>Social and other services</b> .....	††	††	††	††	8	(D)	(D)	(D)	(D)
83	Social services.....	**	**	**	**	8	(D)	(D)	(D)	(D)
892, 9	Other services.....	**	**	**	**	-	-	-	-	-

**Table 6. Summary Statistics for Firms Subject to Federal Income Tax for Counties With 300 Establishments or More: 1982—Con.**

[For meaning of abbreviations and symbols, see introductory text. For explanation of terms and comparability of 1977 and 1982 censuses, see appendix A. For information on geographic areas followed by Δ, see appendix F.]

SIC code	Geographic area and kind of business or operation	All establishments				Establishments with payroll				
		Number	Receipts (\$1,000)	Unincorporated businesses or operations		Number	Receipts (\$1,000)	Annual payroll (\$1,000)	First quarter payroll (\$1,000)	Paid employees for pay period including March 12 (number)
				Individual proprietorships (number)	Partnerships (number)					
<b>GWINNETT COUNTY</b>										
	Total .....	868	254 354	105 540	26 712	7 507				
70	Hotels, motels, and other lodging places .....	4	4 765	1 419	242	139				
7011	Hotels, motor hotels, and motels .....	4	4 765	1 419	242	139				
7011 pt.	Hotels .....	-	-	-	-	-				
7011 pt.	Motels, motor hotels, and tourist courts .....	4	4 765	1 419	242	139				
702, 3, 4	Other lodging places .....	-	-	-	-	-				
72	Personal services .....	92	10 945	3 845	937	598				
721	Laundry, cleaning, and garment services .....	27	3 529	1 218	302	179				
7215	Coin-operated laundries and dry cleaning .....	4	189	57	13	8				
721 ex.	Other laundry, cleaning, and garment services .....	23	3 340	1 161	289	171				
7215	Power laundries, family and commercial* .....	**	**	(D)	(D)	(D)			(D)	(D)
7216	Dry-cleaning plants, except rug cleaning* .....	**	**	19	2 656	912	253		153	(D)
Other 721	Laundry and cleaning services, n.e.c.* .....	**	**	3	(D)	(D)	(D)		(D)	(D)
722	Photographic studios, portrait .....	8	848	186	44	51				
723, 4	Beauty and barber shops .....	38	2 528	1 136	245	150				
723	Beauty shops .....	36	(D)	(D)	(D)	(D)			(D)	(D)
724	Barber shops .....	2	(D)	(D)	(D)	(D)			(D)	(D)
725	Shoe repair, shoe shine, and hat-cleaning shops .....	2	(D)	(D)	(D)	(D)			(D)	(D)
726	Funeral service and crematories .....	6	1 703	434	111	29				
729	Miscellaneous personal services .....	11	(D)	(D)	(D)	(D)			(D)	(D)
73	Business services .....	214	114 291	48 068	12 028	3 323				
731	Advertising .....	12	4 592	690	155	40				
734	Services to dwellings and other buildings .....	35	9 136	4 999	1 098	729				
737	Computer and data processing services .....	34	46 299	19 907	5 246	903				
7392	Management, consulting, and public relations services .....	40	12 283	3 997	824	210				
7394	Equipment rental and leasing services .....	14	9 101	1 834	449	113				
Other 73	Other business services .....	79	32 618	16 651	4 253	1 328				
75	Automotive repair, services, and garages .....	83	15 230	3 835	920	288				
751	Automotive rental and leasing, without drivers .....	5	(D)	(D)	(D)	(D)			(D)	(D)
752	Automobile parking .....	-	-	-	-	-			-	-
753	Automotive repair shops .....	76	11 340	3 111	756	230				
7538	General automotive repair shops .....	39	4 784	1 366	319	94				
7531	Top and body repair shops .....	15	1 790	581	98	52				
7534, 5, 9	Other automotive repair shops .....	22	4 766	1 464	359	84				
754	Automotive services, except repair .....	2	(D)	(D)	(D)	(D)			(D)	(D)
76	Miscellaneous repair services .....	40	10 955	4 044	951	209				
762	Electrical and electronic repair shops .....	15	5 116	1 969	402	84				
7622	Radio and TV repair shops .....	4	588	229	51	15				
7623, 9	Other electrical and electronic repair shops .....	11	4 528	1 740	351	69				
764	Reupholstery and furniture repair .....	4	268	50	11	6				
763, 9	Other repair shops and related services .....	21	5 571	2 025	538	119				
78, 79	Amusement and recreation services, including motion pictures .....	49	17 098	10 953	3 542	459				
781, 2	Motion picture production, distribution, and services .....	2	(D)	(D)	(D)	(D)			(D)	(D)
783	Motion picture theaters .....	6	1 315	184	59	52				
792	Producers, orchestras, and entertainers .....	2	(D)	(D)	(D)	(D)			(D)	(D)
793	Bowling alleys and billiards and pool establishments .....	1	(D)	(D)	(D)	(D)			(D)	(D)
79 ex. 792, 3	Commercial sports and other amusement and recreation services .....	38	14 417	10 479	3 405	371				
80, ex. 806	Health services, except hospitals .....	197	41 950	17 654	4 285	1 156				
801	Offices of physicians .....	82	18 763	9 108	2 309	326				
802	Offices of dentists .....	61	11 011	3 729	834	295				
803	Producers of osteopathic physicians .....	10	1 255	561	145	30				
8041	Offices of chiropractors .....	12	1 576	459	95	42				
8042	Offices of optometrists .....	6	1 089	322	74	24				
805	Nursing and personal care facilities .....	5	4 875	2 216	543	353				
8049, 807, 8, 9	Other health services .....	21	3 381	1 259	285	86				
81	Legal services .....	57	5 567	1 569	319	118				
823, 4, 9	Selected educational services .....	5	(D)	(D)	(D)	(D)			(D)	(D)
891	Engineering, architectural, and surveying services .....	44	22 816	9 608	2 395	487				
893	Accounting, auditing, and bookkeeping services .....	32	(D)	(D)	(D)	(D)			(D)	(D)
83, 892, 9	Social and other services .....	51	6 915	3 153	763	634				
83	Social services .....	49	(D)	(D)	(D)	(D)			(D)	(D)
892, 9	Other services .....	2	(D)	(D)	(D)	(D)			(D)	(D)

**Table 6. Summary Statistics for Firms Subject to Federal Income Tax for Counties With 300 Establishments or More: 1982—Con.**

[For meaning of abbreviations and symbols, see introductory text. For explanation of terms and comparability of 1977 and 1982 censuses, see appendix A. For information on geographic areas followed by Δ, see appendix F.]

SIC code	Geographic area and kind of business or operation	All establishments				Establishments with payroll				Paid employees for pay period including March 12 (number)
		Number	Receipts (\$1,000)	Unincorporated businesses or operations		Number	Receipts (\$1,000)	Annual payroll (\$1,000)	First quarter payroll (\$1,000)	
				Individual proprietorships (number)	Partnerships (number)					
	<b>HALL COUNTY</b>									
	Total.....	††	††	††	††	435	107 447	37 753	9 075	2 942
70	Hotels, motels, and other lodging places.....	††	††	††	††	9	(D)	(D)	(D)	(D)
7011	Hotels, motor hotels, and motels.....	††	††	††	††	9	(D)	(D)	(D)	(D)
7011 pt.	Hotels, motor hotels, and tourist courts.....	††	††	††	††	4	(D)	(D)	(D)	(D)
702, 3, 4	Other lodging places.....	††	††	††	††	5	-	-	-	-
72	Personal services.....	††	††	††	††	53	6 454	2 292	555	306
721	Laundry, cleaning, and garment services.....	††	††	††	††	14	1 549	427	99	78
7215	Coit-operated laundries and dry cleaning.....	††	††	††	††	4	(D)	(D)	(D)	(D)
721 ex.	Other laundry, cleaning, and garment services.....	††	††	††	††	10	(D)	(D)	(D)	(D)
7215	Power laundries, family and commercial*.....	**	**	**	**	-	-	-	-	-
7211	Dry-cleaning plants, except rug cleaning*.....	**	**	**	**	7	1 013	334	78	58
Other 721	Laundry and cleaning services, n.e.c.*.....	**	**	**	**	3	(D)	(D)	(D)	(D)
722	Photographic studios, portrait.....	††	††	††	††	3	457	90	23	12
723, 4	Beauty and barber shops.....	††	††	††	††	28	1 978	1 072	260	156
723	Beauty shops.....	††	††	††	††	28	1 978	1 072	260	156
724	Barber shops.....	††	††	††	††	-	-	-	-	-
725	Shoe repair, shoe shine, and hat-cleaning shops.....	††	††	††	††	-	-	-	-	-
726	Funeral service and crematories.....	††	††	††	††	4	(D)	(D)	(D)	(D)
729	Miscellaneous personal services.....	††	††	††	††	4	(D)	(D)	(D)	(D)
73	Business services.....	††	††	††	††	63	13 454	5 185	1 204	469
731	Advertising.....	††	††	††	††	5	(D)	(D)	(D)	(D)
734	Services to dwellings and other buildings.....	††	††	††	††	10	4 997	2 541	544	304
737	Computer and data processing services.....	††	††	††	††	2	(D)	(D)	(D)	(D)
7392	Management, consulting, and public relations services.....	††	††	††	††	12	1 830	658	179	27
7394	Equipment rental and leasing services.....	††	††	††	††	4	(D)	(D)	(D)	(D)
Other 73	Other business services.....	††	††	††	††	22	1 930	767	175	69
75	Automotive repair, services, and garages.....	††	††	††	††	47	8 176	1 809	429	163
751	Automotive rental and leasing, without drivers.....	††	††	††	††	2	(D)	(D)	(D)	(D)
752	Automobile parking.....	††	††	††	††	-	-	-	-	-
753	Automotive repair shops.....	††	††	††	††	38	6 740	1 559	373	139
7538	General automotive repair shops.....	††	††	††	††	14	2 353	552	132	50
7531	Top and body repair shops.....	††	††	††	††	11	2 164	678	159	48
7534, 5, 9	Other automotive repair shops.....	††	††	††	††	13	2 226	329	82	41
754	Automotive services, except repair.....	††	††	††	††	7	(D)	(D)	(D)	(D)
76	Miscellaneous repair services.....	††	††	††	††	30	5 514	1 428	327	116
762	Electrical and electronic repair shops.....	††	††	††	††	10	1 553	517	111	36
7622	Radio and TV repair shops.....	††	††	††	††	5	828	348	69	19
7623, 9	Other electrical and electronic repair shops.....	††	††	††	††	5	725	169	42	17
764	Reupholstery and furniture repair.....	††	††	††	††	1	(D)	(D)	(D)	(D)
763, 9	Other repair shops and related services.....	††	††	††	††	19	(D)	(D)	(D)	(D)
78, 79	Amusement and recreation services, including motion pictures.....	††	††	††	††	14	2 425	409	106	97
781, 2	Motion picture production, distribution, and services.....	††	††	††	††	1	(D)	(D)	(D)	(D)
783	Motion picture theaters.....	††	††	††	††	1	(D)	(D)	(D)	(D)
792	Producers, orchestras, and entertainers.....	††	††	††	††	-	-	-	-	-
793	Bowling alleys and billiards and pool establishments.....	††	††	††	††	2	(D)	(D)	(D)	(D)
79 ex. 792, 3	Commercial sports and other amusement and recreation services.....	††	††	††	††	10	1 249	209	61	55
80, ex. 806	Health services, except hospitals.....	††	††	††	††	141	45 433	18 225	4 738	929
801	Offices of physicians.....	††	††	††	††	84	29 709	11 942	2 979	410
802	Offices of dentists.....	††	††	††	††	33	7 910	3 004	972	203
805	Offices of osteopathic physicians.....	††	††	††	††	1	(D)	(D)	(D)	(D)
8041	Offices of chiropractors.....	††	††	††	††	5	904	201	45	18
8042	Offices of optometrists.....	††	††	††	††	3	(D)	(D)	(D)	(D)
805	Nursing and personal care facilities.....	††	††	††	††	0	2 646	1 452	363	179
8049, 807, 8, 9	Other health services.....	††	††	††	††	10	3 450	1 466	341	106
81	Legal services.....	††	††	††	††	31	6 645	1 328	302	106
823, 4, 9	Selected educational services.....	††	††	††	††	3	(D)	(D)	(D)	(D)
891	Engineering, architectural, and surveying services.....	††	††	††	††	15	1 984	817	183	55
893	Accounting, auditing, and bookkeeping services.....	††	††	††	††	18	2 833	1 374	302	76
83, 892, 9	Social and other services.....	††	††	††	††	11	796	299	72	77
83	Social services.....	**	**	**	**	11	796	299	72	77
892, 9	Other services.....	**	**	**	**	-	-	-	-	-

**Table 6. Summary Statistics for Firms Subject to Federal Income Tax for Counties With 300 Establishments or More: 1982—Con.**

[For meaning of abbreviations and symbols, see introductory text. For explanation of terms and comparability of 1977 and 1982 censuses, see appendix A. For information on geographic areas followed by Δ, see appendix F.]

SIC code	Geographic area and kind of business or operation	All establishments				Establishments with payroll				Paid employees for pay period including March 12 (number)
		Number	Receipts (\$1,000)	Unincorporated businesses or operations		Number	Receipts (\$1,000)	Annual payroll (\$1,000)	First quarter payroll (\$1,000)	
				Individual proprietorships (number)	Partnerships (number)					
	<b>HOUSTON COUNTY</b>									
	Total.....	††	††	††	††	314	78 082	27 321	5 875	2 627
70	Hotels, motels, and other lodging places.....	††	††	††	††	21	(D)	(D)	(D)	(D)
7011	Hotels, motor hotels, and motels.....	††	††	††	††	21	(D)	(D)	(D)	(D)
7011 pt.	Hotels.....	††	††	††	††	4	(D)	(D)	(D)	(D)
7011 pt.	Hotels, motor hotels, and tourist courts.....	††	††	††	††	17	7 782	1 735	389	257
702, 3, 4	Other lodging places.....	††	††	††	††	-	-	-	-	-
72	Personal services.....	††	††	††	††	55	4 437	1 853	437	424
721	Laundry, cleaning, and garment services.....	††	††	††	††	14	1 411	868	206	259
7215	Coin-operated laundries and dry cleaning.....	††	††	††	††	5	174	61	14	22
721 ex.	Other laundry, cleaning, and garment services.....	††	††	††	††	9	1 237	807	192	237
7215	Power laundries, family and commercial*.....	**	**	**	**	1	(D)	(D)	(D)	(D)
7216	Dry-cleaning plants, except rug cleaning*.....	**	**	**	**	6	(D)	(D)	(D)	(D)
Other 721	Laundry and cleaning services, n.e.c.*.....	**	**	**	**	2	(D)	(D)	(D)	(D)
722	Photographic studios, portrait.....	††	††	††	††	2	(D)	(D)	(D)	(D)
723, 4	Beauty and barber shops.....	††	††	††	††	31	(D)	(D)	(D)	(D)
723	Beauty shops.....	††	††	††	††	28	(D)	(D)	(D)	(D)
724	Barber shops.....	††	††	††	††	3	47	32	7	6
725	Shoe repair, shoe shine, and hat-cleaning shops.....	††	††	††	††	1	(D)	(D)	(D)	(D)
726	Funeral service and crematories.....	††	††	††	††	3	(D)	(D)	(D)	(D)
729	Miscellaneous personal services.....	††	††	††	††	4	320	92	21	21
73	Business services.....	††	††	††	††	34	22 834	8 017	1 580	621
731	Advertising.....	††	††	††	††	1	(D)	(D)	(D)	(D)
734	Services to dwellings and other buildings.....	††	††	††	††	13	13 878	5 212	1 140	497
737	Computer and data processing services.....	††	††	††	††	4	945	566	129	21
7392	Management, consulting, and public relations services.....	††	††	††	††	4	(D)	(D)	(D)	(D)
7394	Equipment rental and leasing services.....	††	††	††	††	5	(D)	(D)	(D)	(D)
Other 73	Other business services.....	††	††	††	††	7	1 639	1 051	39	22
75	Automotive repair, services, and garages.....	††	††	††	††	38	(D)	(D)	(D)	(D)
751	Automotive rental and leasing, without drivers.....	††	††	††	††	1	(D)	(D)	(D)	(D)
752	Automobile parking.....	††	††	††	††	-	-	-	-	-
753	Automotive repair shops.....	††	††	††	††	34	(D)	(D)	(D)	(D)
7538	General automotive repair shops.....	††	††	††	††	13	1 855	442	95	34
7531	Top and body repair shops.....	††	††	††	††	9	1 573	562	119	38
7534, 5, 9	Other automotive repair shops.....	††	††	††	††	12	(D)	(D)	(D)	(D)
754	Automotive services, except repair.....	††	††	††	††	3	(D)	(D)	(D)	(D)
76	Miscellaneous repair services.....	††	††	††	††	23	(D)	(D)	(D)	(D)
762	Electrical and electronic repair shops.....	††	††	††	††	10	1 766	508	115	42
7622	Radio and TV repair shops.....	††	††	††	††	5	478	197	48	18
7623, 9	Other electrical and electronic repair shops.....	††	††	††	††	5	1 288	311	67	24
764	Reupholstery and furniture repair.....	††	††	††	††	4	184	44	10	6
763, 9	Other repair shops and related services.....	††	††	††	††	9	(D)	(D)	(D)	(D)
78, 79	Amusement and recreation services, including motion pictures... ..	††	††	††	††	13	2 254	709	155	115
781, 2	Motion picture production, distribution, and services.....	††	††	††	††	-	-	-	-	-
783	Motion picture theaters.....	††	††	††	††	2	(D)	(D)	(D)	(D)
792	Producers, orchestras, and entertainers.....	††	††	††	††	1	(D)	(D)	(D)	(D)
793	Bowling alleys and billiards and pool establishments.....	††	††	††	††	2	(D)	(D)	(D)	(D)
79 ex. 792, 3	Commercial sports and other amusement and recreation services ..	††	††	††	††	8	(D)	(D)	(D)	(D)
80, ex. 806	Health services, except hospitals.....	††	††	††	††	71	20 516	8 779	2 008	519
801	Offices of physicians.....	††	††	††	††	31	9 917	4 781	1 104	179
802	Offices of dentists.....	††	††	††	††	18	(D)	(D)	(D)	(D)
803	Offices of osteopathic physicians.....	††	††	††	††	-	-	-	-	-
8041	Offices of chiropractors.....	††	††	††	††	1	(D)	(D)	(D)	(D)
8042	Offices of optometrists.....	††	††	††	††	5	673	175	28	14
805	Nursing and personal care facilities.....	††	††	††	††	5	(D)	(D)	(D)	(D)
8049, 807, 8, 9	Other health services.....	††	††	††	††	11	1 422	585	119	40
81	Legal services.....	††	††	††	††	23	3 224	524	107	63
823, 4, 9	Selected educational services.....	††	††	††	††	1	(D)	(D)	(D)	(D)
891	Engineering, architectural, and surveying services.....	††	††	††	††	8	850	334	85	29
893	Accounting, auditing, and bookkeeping services.....	††	††	††	††	8	(D)	(D)	(D)	(D)
83, 892, 9	Social and other services.....	††	††	††	††	19	1 972	830	179	174
83	Social services.....	**	**	**	**	19	1 972	830	179	174
892, 9	Other services.....	-	-	-	-	-	-	-	-	-

**Table 6. Summary Statistics for Firms Subject to Federal Income Tax for Counties With 300 Establishments or More: 1982—Con.**

[For meaning of abbreviations and symbols, see introductory text. For explanation of terms and comparability of 1977 and 1982 censuses, see appendix A. For information on geographic areas followed by Δ, see appendix F]

SIC code	Geographic area and kind of business or operation	All establishments				Establishments with payroll				
		Number	Receipts (\$1,000)	Unincorporated businesses or operations		Number	Receipts (\$1,000)	Annual payroll (\$1,000)	First quarter payroll (\$1,000)	Paid employees for pay period including March 12 (number)
				Individual proprietorships (number)	Partnerships (number)					
	<b>LOWNDES COUNTY</b>									
	Total.....	††	††	††	††	398	83 933	30 365	7 267	2 608
70	Hotels, motels, and other lodging places.....	††	††	††	††	21	(D)	(D)	(D)	(D)
7011	Hotels, motor hotels, and motels.....	††	††	††	††	20	(D)	(D)	(D)	(D)
7011 pt.	Hotels.....	††	††	††	††	6	(D)	(D)	(D)	(D)
7011 pt.	Motels, motor hotels, and tourist courts.....	††	††	††	††	14	8 045	1 838	506	358
702, 3, 4	Other lodging places.....	††	††	††	††	1	(D)	(D)	(D)	(D)
72	Personal services.....	††	††	††	††	50	3 333	1 107	251	168
721	Laundry, cleaning, and garment services.....	††	††	††	††	17	1 111	300	74	66
7215	Coin-operated laundries and dry cleaning.....	††	††	††	††	6	270	55	15	17
721 ex.	Other laundry, cleaning, and garment services.....	††	††	††	††	11	841	245	59	49
7215	Power laundries, family and commercial*.....	**	**	**	**	-	-	-	-	-
7211	Dry-cleaning plants, except rug cleaning*.....	**	**	**	**	7	755	206	48	40
7216	Laundry and cleaning services, n.e.c.*.....	**	**	**	**	4	86	39	11	9
Other 721	.....	**	**	**	**	-	-	-	-	-
722	Photographic studios, portrait.....	††	††	††	††	3	127	25	5	5
723, 4	Beauty and barber shops.....	††	††	††	††	16	602	353	80	47
723	Beauty shops.....	††	††	††	††	16	602	353	80	47
724	Barber shops.....	††	††	††	††	-	-	-	-	-
725	Shoe repair, shoe shine, and hat-cleaning shops.....	††	††	††	††	-	-	-	-	-
726	Funeral service and crematories.....	††	††	††	††	6	1 249	324	59	27
729	Miscellaneous personal services.....	††	††	††	††	8	244	105	33	23
73	Business services.....	††	††	††	††	56	9 685	3 205	778	329
731	Advertising.....	††	††	††	††	3	(D)	(D)	(D)	(D)
734	Services to dwellings and other buildings.....	††	††	††	††	18	2 646	1 111	262	152
737	Computer and data processing services.....	††	††	††	††	1	(D)	(D)	(D)	(D)
7382	Management, consulting, and public relations services.....	††	††	††	††	7	(D)	(D)	(D)	(D)
7384	Equipment rental and leasing services.....	††	††	††	††	7	2 983	604	143	48
Other 73	Other business services.....	††	††	††	††	18	1 523	546	128	68
75	Automotive repair, services, and garages.....	††	††	††	††	55	8 340	1 729	382	179
751	Automotive rental and leasing, without drivers.....	††	††	††	††	4	(D)	(D)	(D)	(D)
752	Automobile parking.....	††	††	††	††	1	(D)	(D)	(D)	(D)
753	Automotive repair shops.....	††	††	††	††	48	5 968	1 394	297	132
7538	General automotive repair shops.....	††	††	††	††	17	1 876	472	103	51
7531	Top and body repair shops.....	††	††	††	††	8	924	238	56	21
7534, 5, 9	Other automotive repair shops.....	††	††	††	††	23	3 168	674	138	60
754	Automotive services, except repair.....	††	††	††	††	2	(D)	(D)	(D)	(D)
76	Miscellaneous repair services.....	††	††	††	††	25	3 350	876	188	80
762	Electrical and electronic repair shops.....	††	††	††	††	9	958	277	59	27
7623, 9	Radio and TV repair shops.....	††	††	††	††	3	177	56	11	6
764	Other electrical and electronic repair shops.....	††	††	††	††	6	781	221	48	21
764	Reupholstery and furniture repair.....	††	††	††	††	4	283	64	12	7
763, 9	Other repair shops and related services.....	††	††	††	††	12	2 109	535	117	46
78, 79	Amusement and recreation services, including motion pictures.....	††	††	††	††	16	4 301	867	188	132
781, 2	Motion picture production, distribution, and services.....	††	††	††	††	1	(D)	(D)	(D)	(D)
783	Motion picture theaters.....	††	††	††	††	3	(D)	(D)	(D)	(D)
792	Producers, orchestras, and entertainers.....	††	††	††	††	2	(D)	(D)	(D)	(D)
792	Bowling alleys and billiards and pool establishments.....	††	††	††	††	3	(D)	(D)	(D)	(D)
79 ex. 792, 3	Commercial sports and other amusement and recreation services.....	††	††	††	††	10	2 430	500	101	70
80, ex. 806	Health services, except hospitals.....	††	††	††	††	115	31 319	15 652	3 794	923
801	Offices of physicians.....	††	††	††	††	61	17 259	9 810	2 453	299
802	Offices of dentists.....	††	††	††	††	29	5 059	1 808	457	149
803	Offices of osteopathic physicians.....	††	††	††	††	-	-	-	-	-
8041	Offices of chiropractors.....	††	††	††	††	3	403	61	15	9
8042	Offices of optometrists.....	††	††	††	††	4	351	72	17	8
805	Nursing and personal care facilities.....	††	††	††	††	5	5 132	2 695	601	365
8049, 807, 8, 9	Other health services.....	††	††	††	††	13	3 115	1 206	251	93
81	Legal services.....	††	††	††	††	19	4 134	825	184	71
823, 4, 9	Selected educational services.....	††	††	††	††	1	(D)	(D)	(D)	(D)
891	Engineering, architectural, and surveying services.....	††	††	††	††	13	2 704	1 252	320	72
893	Accounting, auditing, and bookkeeping services.....	††	††	††	††	20	4 312	1 932	429	123
83, 892, 9	Social and other services.....	††	††	††	††	7	(D)	(D)	(D)	(D)
83	Social services.....	**	**	**	**	7	(D)	(D)	(D)	(D)
892, 9	Other services.....	**	**	**	**	-	-	-	-	-

**Table 6. Summary Statistics for Firms Subject to Federal Income Tax for Counties With 300 Establishments or More: 1982—Con.**

[For meaning of abbreviations and symbols, see introductory text. For explanation of terms and comparability of 1977 and 1982 censuses, see appendix A. For information on geographic areas followed by Δ, see appendix F.]

SIC code	Geographic area and kind of business or operation	All establishments				Establishments with payroll				
		Number	Receipts (\$1,000)	Unincorporated businesses or operations		Number	Receipts (\$1,000)	Annual payroll (\$1,000)	First quarter payroll (\$1,000)	Paid employees for pay period including March 12 (number)
				Individual proprietorships (number)	Partnerships (number)					
	<b>MUSCOGEE COUNTY Δ</b>									
	Total.....	††	††	††	††	861	(D)	(D)	(D)	(D)
70	Hotels, motels, and other lodging places.....	††	††	††	††	18	11 666	2 920	451	357
7011	Hotels, motor hotels, and motels.....	††	††	††	††	16	(D)	(D)	(D)	(D)
7011 pt.	Hotels.....	††	††	††	††	10	(D)	(D)	(D)	(D)
7011 pt.	Motels, motor hotels, and tourist courts.....	††	††	††	††	6	3 267	1 634	104	104
702, 3, 4	Other lodging places.....	††	††	††	††	2	(D)	(D)	(D)	(D)
72	Personal services.....	††	††	††	††	132	20 892	8 132	2 065	1 086
721	Laundry, cleaning, and garment services.....	††	††	††	††	38	9 407	4 063	975	540
7215	Coin-operated laundries and dry cleaning.....	††	††	††	††	8	594		46	25
721 ex.	Other laundry, cleaning, and garment services.....	††	††	††	††	30	8 713	3 867	929	515
7215	Power laundries, family and commercial*.....	**	**	**	**	2	(D)	(D)	(D)	(D)
7211	Dry-cleaning plants, except rug cleaning*.....	**	**	**	**	18	(D)	(D)	(D)	(D)
Other 721	Laundry and cleaning services, n.e.c.*.....	**	**	**	**	10	(D)	(D)	(D)	(D)
722	Photographic studios, portrait.....	††	††	††	††	9	(D)	(D)	(D)	(D)
723, 4	Beauty and barber shops.....	††	††	††	††	60	3 835	1 952	440	244
723	Beauty shops.....	††	††	††	††	54	(D)	(D)	(D)	(D)
724	Barber shops.....	††	††	††	††	6	(D)	(D)	(D)	(D)
725	Shoe repair, shoe shine, and hat-cleaning shops.....	††	††	††	††	4	129	42	8	5
726	Funeral service and crematories.....	††	††	††	††	7	2 863	815	281	49
729	Miscellaneous personal services.....	††	††	††	††	14	(D)	(D)	(D)	(D)
73	Business services.....	††	††	††	††	132	39 241	18 537	4 672	2 315
731	Advertising.....	††	††	††	††	12	1 403	565	126	40
734	Services to dwellings and other buildings.....	††	††	††	††	31	(D)	(D)	(D)	(D)
737	Computer and data processing services.....	††	††	††	††	9	2 528	918	205	50
7392	Management, consulting, and public relations services.....	††	††	††	††	11	(D)	(D)	(D)	(D)
7394	Equipment rental and leasing services.....	††	††	††	††	17	(D)	(D)	(D)	(D)
Other 73	Other business services.....	††	††	††	††	52	(D)	(D)	(D)	(D)
75	Automotive repair, services, and garages.....	††	††	††	††	97	19 081	5 194	1 278	557
751	Automotive rental and leasing, without drivers.....	††	††	††	††	7	3 121	483	123	48
752	Automobile parking.....	††	††	††	††	4	437	96	23	25
753	Automotive repair shops.....	††	††	††	††	76	13 947	4 145	1 033	384
753B	General automotive repair shops.....	††	††	††	††	32	(D)	(D)	(D)	(D)
7531	Top and body repair shops.....	††	††	††	††	17	4 373	1 998	352	114
7534, 5, 9	Other automotive repair shops.....	††	††	††	††	27	(D)	(D)	(D)	(D)
754	Automotive services, except repair.....	††	††	††	††	10	1 576	470	99	100
76	Miscellaneous repair services.....	††	††	††	††	47	(D)	(D)	(D)	(D)
762	Electrical and electronic repair shops.....	††	††	††	††	16	1 530	461	104	48
7622	Radio and TV repair shops.....	††	††	††	††	7	(D)	(D)	(D)	(D)
7623, 9	Other electrical and electronic repair shops.....	††	††	††	††	9	(D)	(D)	(D)	(D)
764	Reupholstery and furniture repair.....	††	††	††	††	12	577	200	38	27
763, 9	Other repair shops and related services.....	††	††	††	††	19	(D)	(D)	(D)	(D)
78, 79	Amusement and recreation services, including motion pictures..	††	††	††	††	36	8 018	2 448	549	367
781, 2	Motion picture production, distribution, and services.....	††	††	††	††	-	-	-	-	-
783	Motion picture theaters.....	††	††	††	††	6	(D)	(D)	(D)	(D)
792	Producers, orchestras, and entertainers.....	††	††	††	††	1	(D)	(D)	(D)	(D)
793	Bowling alleys and billiards and pool establishments.....	††	††	††	††	4	(D)	(D)	(D)	(D)
79 ex. 792, 3	Commercial sports and other amusement and recreation services ..	††	††	††	††	25	(D)	(D)	(D)	(D)
80, ex. 806	Health services, except hospitals.....	††	††	††	††	236	80 790	39 039	9 830	1 985
801	Offices of physicians.....	††	††	††	††	128	52 988	27 381	7 145	813
802	Offices of dentists.....	††	††	††	††	57	10 350	3 852	873	252
803	Offices of osteopathic physicians.....	††	††	††	††	1	(D)	(D)	(D)	(D)
8041	Offices of chiropractors.....	††	††	††	††	9	596	120	24	18
8042	Offices of optometrists.....	††	††	††	††	5	1 485	590	138	47
805	Nursing and personal care facilities.....	††	††	††	††	5	(D)	(D)	(D)	(D)
8049, 807, 8, 9	Other health services.....	††	††	††	††	28	(D)	(D)	(D)	(D)
81	Legal services.....	††	††	††	††	78	15 676	6 439	1 543	360
823, 4, 9	Selected educational services.....	††	††	††	††	7	1 029	525	130	52
891	Engineering, architectural, and surveying services.....	††	††	††	††	19	(D)	(D)	(D)	(D)
893	Accounting, auditing, and bookkeeping services.....	††	††	††	††	30	5 683	2 922	717	182
83, 892, 9	Social and other services.....	††	††	††	††	29	2 605	1 126	288	220
83	Social services.....	**	**	**	**	24	(D)	(D)	(D)	(D)
892, 9	Other services.....	**	**	**	**	5	(D)	(D)	(D)	(D)

**Table 6. Summary Statistics for Firms Subject to Federal Income Tax for Counties With 300 Establishments or More: 1982—Con.**

[For meaning of abbreviations and symbols, see introductory text. For explanation of terms and comparability of 1977 and 1982 censuses, see appendix A. For information on geographic areas followed by Δ, see appendix F.]

SIC code	Geographic area and kind of business or operation	All establishments				Establishments with payroll				Paid employees for pay period including March 12 (number)
		Number	Receipts (\$1,000)	Unincorporated businesses or operations		Number	Receipts (\$1,000)	Annual payroll (\$1,000)	First quarter payroll (\$1,000)	
				Individual proprietorships (number)	Partnerships (number)					
	<b>RICHMOND COUNTY</b>									
	Total.....	1 049	294 246	106 948	24 969	8 639				
70	Hotels, motels, and other lodging places .....	28	(D)	(D)	(D)	(D)				
7011	Hotels, motor hotels, and motels .....	28	(D)	(D)	(D)	(D)				
7011 pt.	Hotels.....	6	(D)	(D)	(D)	(D)				
7011 pt.	Hotels, motor hotels, and tourist courts .....	22	14 011	2 878	647	464				
702, 3, 4	Other lodging places .....	-	(D)	(D)	(D)	(D)				
72	Personal services .....	148	19 084	6 831	1 703	979				
721	Laundry, cleaning, and garment services .....	45	10 327	3 744	928	503				
7215	Coin-operated laundries and dry cleaning .....	10	(D)	(D)	(D)	(D)				
721 ex.	Other laundry, cleaning, and garment services .....	35	(D)	(D)	(D)	(D)				
7215	Power laundries, family and commercial* .....	2	(D)	(D)	(D)	(D)				
7211	Dry-cleaning plants, except rug cleaning* .....	23	(D)	(D)	(D)	(D)				
7215	Laundry and cleaning services, n.e.c. ....	10	5 911	2 066	517	230				
Other 721	Photographic studios, portrait .....	7	1 023	216	57	34				
722	Beauty and barber shops .....	60	3 115	1 412	336	203				
723, 4	Beauty shops .....	50	2 830	1 264	177	177				
724	Barber shops .....	10	285	148	49	26				
725	Shoe repair, shoe shine, and hat-cleaning shops .....	5	(D)	(D)	(D)	(D)				
726	Funeral service and crematories .....	8	(D)	(D)	(D)	(D)				
729	Miscellaneous personal services .....	23	1 838	719	214	165				
73	Business services .....	134	62 373	23 339	4 986	2 164				
731	Advertising .....	7	(D)	(D)	(D)	(D)				
734	Services to dwellings and other buildings .....	33	8 331	4 985	1 140	637				
737	Computer and data processing services .....	4	4 555	1 051	246	76				
7392	Management, consulting, and public relations services .....	9	3 971	1 476	180	142				
7394	Equipment rental and leasing services .....	21	6 351	1 431	390	129				
Other 73	Other business services .....	60	(D)	(D)	(D)	(D)				
75	Automotive repair, services, and garages .....	112	32 519	8 088	1 926	679				
751	Automotive rental and leasing, without drivers .....	12	13 984	2 596	641	200				
752	Automobile parking .....	9	(D)	(D)	(D)	(D)				
753	Automotive repair shops .....	83	17 602	5 158	1 201	419				
7538	General automotive repair shops .....	34	6 127	1 774	393	158				
7531	Top and body repair shops .....	21	(D)	(D)	(D)	(D)				
7534, 5, 9	Other automotive repair shops .....	28	(D)	(D)	(D)	(D)				
754	Automotive services, except repair .....	8	(D)	(D)	(D)	(D)				
76	Miscellaneous repair services .....	44	8 291	2 782	639	232				
762	Electrical and electronic repair shops .....	15	(D)	(D)	(D)	(D)				
7622, 9	Radio and TV repair shops .....	6	(D)	(D)	(D)	(D)				
7623, 9	Other electrical and electronic repair shops .....	9	(D)	(D)	(D)	(D)				
764	Reupholstery and furniture repair .....	5	(D)	(D)	(D)	(D)				
763, 9	Other repair shops and related services .....	24	5 696	1 918	439	153				
78, 79	Amusement and recreation services, including motion pictures .....	41	14 329	3 622	1 155	531				
781, 2	Motion picture production, distribution, and services .....	-	-	-	-	-				
783	Motion picture theaters .....	9	3 028	607	137	120				
792	Producers, orchestras, and entertainers .....	2	(D)	(D)	(D)	(D)				
793	Bowling alleys and billiards and pool establishments .....	3	(D)	(D)	(D)	(D)				
79 ex. 792, 3	Commercial sports and other amusement and recreation services .....	29	(D)	(D)	(D)	(D)				
80, ex. 806	Health services, except hospitals .....	343	104 677	44 267	10 962	2 282				
801	Offices of physicians .....	224	78 853	33 956	8 527	1 234				
802	Offices of dentists .....	62	10 361	3 667	862	288				
803	Offices of osteopathic physicians .....	2	(D)	(D)	(D)	(D)				
8041	Offices of chiropractors .....	10	713	256	80	27				
8042	Offices of optometrists .....	11	(D)	(D)	(D)	(D)				
805	Nursing and personal care facilities .....	8	6 585	3 245	742	459				
8049, 807, 8, 9	Other health services .....	28	5 997	2 335	565	214				
81	Legal services .....	109	(D)	(D)	(D)	(D)				
823, 4, 9	Selected educational services .....	8	1 384	529	152	97				
891	Engineering, architectural, and surveying services .....	31	8 504	4 123	920	277				
893	Accounting, auditing, and bookkeeping services .....	33	5 149	2 268	548	173				
83, 892, 9	Social and other services .....	18	2 163	939	239	199				
83	Social services .....	-	-	-	-	-				
892, 9	Other services .....	17	(D)	(D)	(D)	(D)				

**Table 6. Summary Statistics for Firms Subject to Federal Income Tax for Counties With 300 Establishments or More: 1982—Con.**

[For meaning of abbreviations and symbols, see introductory text. For explanation of terms and comparability of 1977 and 1982 censuses, see appendix A. For information on geographic areas followed by Δ, see appendix F.]

SIC code	Geographic area and kind of business or operation	All establishments				Establishments with payroll				Paid employees for pay period including March 12 (number)
		Number	Receipts (\$1,000)	Unincorporated businesses or operations		Number	Receipts (\$1,000)	Annual payroll (\$1,000)	First quarter payroll (\$1,000)	
				Individual proprietorships (number)	Partnerships (number)					
<b>WHITFIELD COUNTY</b>										
	Total .....	††	††	††	††	303	84 732	29 182	6 777	2 196
70	Hotels, motels, and other lodging places .....	††	††	††	††	11	7 711	1 756	414	295
7011	Hotels, motor hotels, and motels .....	††	††	††	††	9	(D)	(D)	(D)	(D)
7011 pt.	Hotels .....	††	††	††	††	-	(D)	(D)	(D)	(D)
7011 pt.	Motels, motor hotels, and tourist courts .....	††	††	††	††	9	(D)	(D)	(D)	(D)
702, 3, 4	Other lodging places .....	††	††	††	††	2	(D)	(D)	(D)	(D)
72	Personal services .....	††	††	††	††	50	6 067	2 054	472	259
721	Laundry, cleaning, and garment services .....	††	††	††	††	20	2 941	998	235	121
7215	Coin-operated laundries and dry cleaning .....	††	††	††	††	7	(D)	(D)	(D)	(D)
721 ex.	Other laundry, cleaning, and garment services .....	††	††	††	††	13	(D)	(D)	(D)	(D)
7215	Power laundries, family and commercial* .....	**	**	**	**	1	(D)	(D)	(D)	(D)
7216	Dry-cleaning plants, except rug cleaning** .....	**	**	**	**	9	951	319	72	46
Other 721	Laundry and cleaning services, n.e.c.* .....	**	**	**	**	3	1 508	562	129	55
722	Photographic studios, portrait .....	††	††	††	††	-	-	-	-	-
723, 4	Beauty and barber shops .....	††	††	††	††	21	1 275	559	135	96
723	Beauty shops .....	††	††	††	††	19	(D)	(D)	(D)	(D)
724	Barber shops .....	††	††	††	††	2	(D)	(D)	(D)	(D)
725	Shoe repair, shoe shine, and hat-cleaning shops.....	††	††	††	††	-	-	-	-	-
726	Funeral service and crematories .....	††	††	††	††	3	(D)	(D)	(D)	(D)
729	Miscellaneous personal services .....	††	††	††	††	6	(D)	(D)	(D)	(D)
73	Business services .....	††	††	††	††	58	12 025	4 967	1 086	392
731	Advertising .....	††	††	††	††	6	775	202	49	22
734	Services to dwellings and other buildings .....	††	††	††	††	9	1 060	345	79	58
737	Computer and data processing services .....	††	††	††	††	4	1 615	590	118	25
7392	Management, consulting, and public relations services.....	††	††	††	††	11	1 985	1 150	293	55
7394	Equipment rental and leasing services .....	††	††	††	††	4	1 236	298	64	20
Other 73	Other business services .....	††	††	††	††	24	5 374	2 382	483	212
75	Automotive repair, services, and garages .....	††	††	††	††	31	18 479	3 244	748	232
751	Automotive rental and leasing, without drivers .....	††	††	††	††	8	14 234	1 881	441	103
752	Automobile parking .....	††	††	††	††	-	-	-	-	-
753	Automotive repair shops .....	††	††	††	††	22	(D)	(D)	(D)	(D)
7538	General automotive repair shops .....	††	††	††	††	8	1 606	480	113	41
7531	Top and body repair shops .....	††	††	††	††	6	682	179	68	41
7534, 5, 9	Other automotive repair shops .....	††	††	††	††	8	(D)	(D)	(D)	(D)
754	Automotive services, except repair .....	††	††	††	††	1	(D)	(D)	(D)	(D)
76	Miscellaneous repair services .....	††	††	††	††	20	2 469	631	138	51
762	Electrical and electronic repair shops .....	††	††	††	††	12	1 163	191	42	20
7622	Radio and TV repair shops .....	††	††	††	††	5	377	49	12	6
7623, 9	Other electrical and electronic repair shops .....	††	††	††	††	7	786	142	30	14
764	Reupholstery and furniture repair .....	††	††	††	††	-	-	-	-	-
763, 9	Other repair shops and related services .....	††	††	††	††	8	1 306	440	96	31
78, 79	Amusement and recreation services, including motion pictures..	††	††	††	††	11	2 406	593	158	62
781, 2	Motion picture production, distribution, and services .....	††	††	††	††	-	-	-	-	-
783	Motion picture theaters .....	††	††	††	††	-	-	-	-	-
792	Producers, orchestras, and entertainers .....	††	††	††	††	-	-	-	-	-
793	Bowling alleys and billiards and pool establishments .....	††	††	††	††	2	(D)	(D)	(D)	(D)
79 ex. 792, 3	Commercial sports and other amusement and recreation services ..	††	††	††	††	9	(D)	(D)	(D)	(D)
80, ex. 806	Health services, except hospitals .....	††	††	††	††	69	22 431	10 485	2 561	609
801	Offices of physicians .....	††	††	††	††	41	14 980	7 408	1 844	256
802	Offices of dentists .....	††	††	††	††	15	3 032	1 296	290	82
803	Offices of osteopathic physicians .....	††	††	††	††	-	-	-	-	-
8041	Offices of chiropractors .....	††	††	††	††	5	(D)	(D)	(D)	(D)
8042	Offices of optometrists .....	††	††	††	††	3	502	140	32	11
805	Nursing and personal care facilities .....	††	††	††	††	4	(D)	(D)	(D)	(D)
8049, 807, 8, 9	Other health services .....	††	††	††	††	1	(D)	(D)	(D)	(D)
81	Legal services .....	††	††	††	††	18	4 521	1 297	277	68
823, 4, 9	Selected educational services .....	††	††	††	††	-	-	-	-	-
891	Engineering, architectural, and surveying services .....	††	††	††	††	10	2 037	867	204	55
893	Accounting, auditing, and bookkeeping services .....	††	††	††	††	22	6 511	3 255	711	167
83, 892, 9	Social and other services .....	††	††	††	††	3	75	33	8	6
83	Social services .....	**	**	**	**	2	(D)	(D)	(D)	(D)
892, 9	Other services .....	**	**	**	**	1	(D)	(D)	(D)	(D)



**Table 7. Summary Statistics for Firms Subject to Federal Income Tax for Places With 300 Establishments or More: 1982**

[For meaning of abbreviations and symbols, see introductory text. For explanation of terms and comparability of 1977 and 1982 censuses, see appendix A. For information on geographic areas followed by Δ, see appendix F]

SIC code	Geographic area and kind of business or operation	All establishments				Establishments with payroll				
		Number	Receipts (\$1,000)	Unincorporated businesses or operations		Number	Receipts (\$1,000)	Annual payroll (\$1,000)	First quarter payroll (\$1,000)	Paid employees for period including March 12 (number)
				Individual proprietorships (number)	Partnerships (number)					
	<b>ALBANY</b>									
	<b>Total</b> .....	††	††	††	††	597	152 689	58 916	14 180	4 807
70	<b>Hotels, motels, and other lodging places</b> .....	††	††	††	††	24	10 119	2 784	704	499
7011	Hotels, motor hotels, and motels.....	††	††	††	††	22	(D)	(D)	(D)	(D)
7011 pt.	Hotels.....	††	††	††	††	6	4 319	1 314	327	262
7011 pt.	Motels, motor hotels, and tourist courts.....	††	††	††	††	16	(D)	(D)	(D)	(D)
702, 3, 4	Other lodging places.....	††	††	††	††	2	(D)	(D)	(D)	(D)
72	<b>Personal services</b> .....	††	††	††	††	78	13 603	5 216	1 262	674
721	Laundry, cleaning, and garment services.....	††	††	††	††	29	(D)	(D)	(D)	(D)
7215	Coin-operated laundries and dry cleaning.....	††	††	††	††	5	427	187	45	31
721 ex.	Other laundry, cleaning, and garment services.....	††	††	††	††	24	(D)	(D)	(D)	(D)
7215	Power laundries, family and commercial*.....	**	**	**	**	1	(D)	(D)	(D)	(D)
7216	Dry-cleaning plants, except rug cleaning.....	**	**	**	**	15	1 819	702	160	98
Other 721	Laundry and cleaning services, n.e.c.*.....	**	**	**	**	8	(D)	(D)	(D)	(D)
722	Photographic studios, portrait.....	††	††	††	††	3	402	80	23	62
723, 4	Beauty and barber shops.....	††	††	††	††	29	(D)	(D)	(D)	(D)
723	Beauty shops.....	††	††	††	††	28	1 664	692	162	98
724	Barber shops.....	††	††	††	††	1	(D)	(D)	(D)	(D)
725	Shoe repair, shoe shine, and hat-cleaning shops.....	††	††	††	††	-	-	-	-	-
726	Funeral service and crematories.....	††	††	††	††	8	1 497	422	90	34
729	Miscellaneous personal services.....	††	††	††	††	9	1 091	269	63	73
73	<b>Business services</b> .....	††	††	††	††	92	18 796	8 471	2 038	827
731	Advertising.....	††	††	††	††	6	1 061	269	67	33
734	Services to dwellings and other buildings.....	††	††	††	††	25	(D)	(D)	(D)	(D)
737	Computer and data processing services.....	††	††	††	††	2	(D)	(D)	(D)	(D)
7392	Management, consulting, and public relations services.....	††	††	††	††	9	(D)	(D)	(D)	(D)
7394	Equipment rental and leasing services.....	††	††	††	††	8	(D)	(D)	(D)	(D)
Other 73	Other business services.....	††	††	††	††	42	7 290	3 500	734	316
75	<b>Automotive repair, services, and garages</b> .....	††	††	††	††	70	19 722	5 359	1 328	429
751	Automotive rental and leasing, without drivers.....	††	††	††	††	5	(D)	(D)	(D)	(D)
752	Automobile parking.....	††	††	††	††	-	-	-	-	-
753	Automotive repair shops.....	††	††	††	††	59	(D)	(D)	(D)	(D)
753B	General automotive repair shops.....	††	††	††	††	24	(D)	(D)	(D)	(D)
7531	Top and body repair shops.....	††	††	††	††	11	(D)	(D)	(D)	(D)
7534, 5, 9	Other automotive repair shops.....	††	††	††	††	24	5 215	1 541	370	127
754	Automotive services, except repair.....	††	††	††	††	6	1 291	329	74	46
76	<b>Miscellaneous repair services</b> .....	††	††	††	††	30	(D)	(D)	(D)	(D)
762	Electrical and electronic repair shops.....	††	††	††	††	13	2 274	788	188	58
7622	Radio and TV repair shops.....	††	††	††	††	4	(D)	(D)	(D)	(D)
7623, 9	Other electrical and electronic repair shops.....	††	††	††	††	9	(D)	(D)	(D)	(D)
764	Reupholstery and furniture repair.....	††	††	††	††	11	(D)	(D)	(D)	(D)
763, 9	Other repair shops and related services.....	††	††	††	††	15	3 001	919	203	82
78, 79	<b>Amusement and recreation services, including motion pictures...</b>	††	††	††	††	16	4 255	816	199	175
781, 2	Motion picture production, distribution, and services.....	††	††	††	††	-	-	-	-	-
783	Motion picture theaters.....	††	††	††	††	4	(D)	(D)	(D)	(D)
792	Producers, orchestras, and entertainers.....	††	††	††	††	-	-	-	-	-
793	Bowling alleys and billiards and pool establishments.....	††	††	††	††	2	(D)	(D)	(D)	(D)
79 ex. 792, 3	Commercial sports and other amusement and recreation services.....	††	††	††	††	10	(D)	(D)	(D)	(D)
80, ex. 806	<b>Health services, except hospitals</b> .....	††	††	††	††	164	(D)	(D)	(D)	(D)
801	Offices of physicians.....	††	††	††	††	94	(D)	(D)	(D)	(D)
802	Offices of dentists.....	††	††	††	††	39	8 355	3 198	802	205
803	Offices of osteopathic physicians.....	††	††	††	††	2	(D)	(D)	(D)	(D)
8041	Offices of chiropractors.....	††	††	††	††	9	1 722	387	98	17
8042	Offices of optometrists.....	††	††	††	††	8	(D)	(D)	(D)	(D)
805	Nursing and personal care facilities.....	††	††	††	††	3	(D)	(D)	(D)	(D)
8049, 807, 8, 9	Other health services.....	††	††	††	††	9	2 424	758	168	58
81	<b>Legal services</b> .....	††	††	††	††	48	(D)	(D)	(D)	(D)
823, 4, 9	<b>Selected educational services</b> .....	††	††	††	††	4	(D)	(D)	(D)	(D)
891	Engineering, architectural, and surveying services.....	††	††	††	††	19	7 707	3 453	791	180
893	Accounting, auditing, and bookkeeping services.....	††	††	††	††	21	5 422	1 788	454	122
83, 892, 9	<b>Social and other services</b> .....	††	††	††	††	31	(D)	(D)	(D)	(D)
83	Social services.....	**	**	**	**	30	12 269	4 734	1 168	509
892, 9	Other services.....	**	**	**	**	1	(D)	(D)	(D)	(D)

**Table 7. Summary Statistics for Firms Subject to Federal Income Tax for Places With 300 Establishments or More: 1982—Con.**

[For meaning of abbreviations and symbols, see introductory text. For explanation of terms and comparability of 1977 and 1982 censuses, see appendix A. For information on geographic areas followed by Δ, see appendix F.]

SIC code	Geographic area and kind of business or operation	All establishments				Establishments with payroll				
		Number	Receipts (\$1,000)	Unincorporated businesses or operations		Number	Receipts (\$1,000)	Annual payroll (\$1,000)	First quarter payroll (\$1,000)	Paid employees for pay period including March 12 (number)
				Individual proprietorships (number)	Partnerships (number)					
	<b>ATHENS</b>									
	Total.....	††	††	††	††	482	116 253	41 243	9 424	3 281
	<b>Hotels, motels, and other lodging places</b> .....	††	††	††	††	18	(D)	(D)	(D)	(D)
7011	Hotels, motor hotels, and motels.....	††	††	††	††	13	(D)	(D)	(D)	(D)
7011 pt.	Hotels.....	††	††	††	††	3	(D)	(D)	(D)	(D)
7011 pt.	Hotels, motor hotels, and tourist courts.....	††	††	††	††	10	(D)	(D)	(D)	(D)
702, 3, 4	Other lodging places.....	††	††	††	††	5	(D)	(D)	(D)	(D)
	<b>Personal services</b> .....	††	††	††	††	79	7 649	2 701	629	393
721	Laundry, cleaning, and garment services.....	††	††	††	††	25	(D)	(D)	(D)	(D)
7215	Coin-operated laundries and dry cleaning.....	††	††	††	††	8	(D)	(D)	(D)	(D)
721 ex.	Other laundry, cleaning, and garment services.....	††	††	††	††	17	1 624	640	151	106
7215	Power laundries, family and commercial <sup>1</sup> .....	**	**	**	**	-	-	-	-	-
7216	Dry-cleaning plants, except rug cleaning <sup>2</sup> .....	**	**	**	**	9	1 245	515	120	83
Other 721	Laundry and cleaning services, n.e.c. <sup>3</sup> .....	**	**	**	**	8	379	125	31	23
722	Photographic studios, portrait.....	††	††	††	††	3	345	73	20	24
723, 4	<b>Beauty and barber shops</b> .....	††	††	††	††	34	(D)	(D)	(D)	(D)
723	Beauty shops.....	††	††	††	††	25	2 009	1 005	212	115
724	Barber shops.....	††	††	††	††	9	(D)	(D)	(D)	(D)
725	Shoe repair, shoe shine, and hat-cleaning shops.....	††	††	††	††	3	(D)	(D)	(D)	(D)
726	Funeral service and crematories.....	††	††	††	††	4	(D)	(D)	(D)	(D)
729	Miscellaneous personal services.....	††	††	††	††	10	(D)	(D)	(D)	(D)
	<b>Business services</b> .....	††	††	††	††	72	(D)	(D)	(D)	(D)
731	Advertising.....	††	††	††	††	4	(D)	(D)	(D)	(D)
734	Services to dwellings and other buildings.....	††	††	††	††	14	(D)	(D)	(D)	(D)
737	Computer and data processing services.....	††	††	††	††	5	(D)	(D)	(D)	(D)
7392	Management, consulting, and public relations services.....	††	††	††	††	9	1 210	759	162	89
7394	Equipment rental and leasing services.....	††	††	††	††	6	(D)	(D)	(D)	(D)
Other 73	Other business services.....	††	††	††	††	34	6 224	2 522	550	312
	<b>Automotive repair, services, and garages</b> .....	††	††	††	††	36	(D)	(D)	(D)	(D)
751	Automotive rental and leasing, without drivers.....	††	††	††	††	3	(D)	(D)	(D)	(D)
752	Automobile parking.....	††	††	††	††	1	(D)	(D)	(D)	(D)
753	Automotive repair shops.....	††	††	††	††	32	(D)	(D)	(D)	(D)
7538	General automotive repair shops.....	††	††	††	††	12	1 941	483	97	49
7531	Top and body repair shops.....	††	††	††	††	8	(D)	(D)	(D)	(D)
7534, 5, 9	Other automotive repair shops.....	††	††	††	††	12	(D)	(D)	(D)	(D)
754	Automotive services, except repair.....	††	††	††	††	6	(D)	(D)	(D)	(D)
	<b>Miscellaneous repair services</b> .....	††	††	††	††	15	(D)	(D)	(D)	(D)
762	Electrical and electronic repair shops.....	††	††	††	††	4	(D)	(D)	(D)	(D)
7622	Radio and TV repair shops.....	††	††	††	††	1	(D)	(D)	(D)	(D)
7623, 9	Other electrical and electronic repair shops.....	††	††	††	††	3	289	101	26	13
764	Reupholstery and furniture repair.....	††	††	††	††	4	336	120	24	12
763, 9	Other repair shops and related services.....	††	††	††	††	7	1 384	377	79	30
	<b>Amusement and recreation services, including motion pictures</b> .....	††	††	††	††	24	(D)	(D)	(D)	(D)
781, 2	Motion picture production, distribution, and services.....	††	††	††	††	1	(D)	(D)	(D)	(D)
783	Motion picture theaters.....	††	††	††	††	5	(D)	(D)	(D)	(D)
792	Producers, orchestras, and entertainers.....	††	††	††	††	1	(D)	(D)	(D)	(D)
793	Bowling alleys and billiards and pool establishments.....	††	††	††	††	1	(D)	(D)	(D)	(D)
79 ex. 792, 3	Commercial sports and other amusement and recreation services.....	††	††	††	††	17	2 297	473	112	78
	<b>Health services, except hospitals</b> .....	††	††	††	††	159	44 396	21 858	5 116	1 008
801	Offices of physicians.....	††	††	††	††	92	(D)	(D)	(D)	(D)
802	Offices of dentists.....	††	††	††	††	34	(D)	(D)	(D)	(D)
803	Offices of osteopathic physicians.....	††	††	††	††	-	(D)	(D)	(D)	(D)
8041	Offices of chiropractors.....	††	††	††	††	6	474	105	24	8
8042	Offices of optometrists.....	††	††	††	††	5	(D)	(D)	(D)	(D)
805	Nursing and personal care facilities.....	††	††	††	††	4	(D)	(D)	(D)	(D)
8049, 807, 8, 9	Other health services.....	††	††	††	††	18	(D)	(D)	(D)	(D)
	<b>Legal services</b> .....	††	††	††	††	29	4 703	1 391	324	119
823, 4, 9	<b>Selected educational services</b> .....	††	††	††	††	2	(D)	(D)	(D)	(D)
891	<b>Engineering, architectural, and surveying services</b> .....	††	††	††	††	9	1 595	763	194	57
893	<b>Accounting, auditing, and bookkeeping services</b> .....	††	††	††	††	20	2 302	935	224	53
83, 892, 9	<b>Social and other services</b> .....	††	††	††	††	19	2 318	1 115	265	169
83	Social services.....	**	**	**	**	17	(D)	(D)	(D)	(D)
892, 9	Other services.....	**	**	**	**	2	(D)	(D)	(D)	(D)

**Table 7. Summary Statistics for Firms Subject to Federal Income Tax for Places With 300 Establishments or More: 1982—Con.**

[For meaning of abbreviations and symbols, see introductory text. For explanation of terms and comparability of 1977 and 1982 censuses, see appendix A. For information on geographic areas followed by Δ, see appendix F]

SIC code	Geographic area and kind of business or operation	All establishments				Establishments with payroll				
		Number	Receipts (\$1,000)	Unincorporated businesses or operations		Number	Receipts (\$1,000)	Annual payroll (\$1,000)	First quarter payroll (\$1,000)	Paid employees for pay period including March 12 (number)
				Individual proprietorships (number)	Partnerships (number)					
	<b>ATLANTA</b>									
	Total.....	††	††	††	††	4 271	2 394 605	898 406	218 308	57 917
70	Hotels, motels, and other lodging places.....	††	††	††	††	71	231 276	69 455	17 520	8 086
	Hotels, motor hotels, and motels.....	††	††	††	††	63	229 982	69 120	17 446	8 047
7011 pt.	Hotels.....	††	††	††	††	37	196 958	60 193	15 000	6 678
7011 pt.	Hotels, 25 guestrooms or more.....	††	††	††	††	34	(D)	(D)	(D)	(D)
7011 pt.	Hotels, less than 25 guestrooms.....	††	††	††	††	3	(D)	(D)	(D)	(D)
7011 pt.	Motels, motor hotels, and tourist courts.....	††	††	††	††	17	33 024	8 927	2 446	1 269
7011 pt.	Motels, tourist courts.....	††	††	††	††	17	6 638	1 621	414	243
7011 pt.	Motor hotels.....	††	††	††	††	9	26 385	7 306	2 032	1 126
702, 3, 4	Other lodging places.....	††	††	††	††	8	1 294	335	74	39
703	Trailering parks and camps.....	††	††	††	††	4	(D)	(D)	(D)	(D)
702, 4	Rooming, boarding, and membership lodging.....	††	††	††	††	4	(D)	(D)	(D)	(D)
72	Personal services.....	††	††	††	††	392	85 261	31 521	7 300	3 490
721	Laundry, cleaning, and garment services.....	††	††	††	††	140	51 626	18 540	4 256	1 916
7215	Coin-operated laundries and dry cleaning.....	††	††	††	††	26	2 784	534	116	82
721 ex.	Other laundry, cleaning, and garment services.....	††	††	††	††	114	48 842	18 006	4 140	1 834
7215	Power laundries, family and commercial*.....	††	††	††	††	8	2 429	1 045	256	143
7216	Dry-cleaning plants, except rug cleaning*.....	††	††	††	††	68	12 631	4 776	1 015	583
Other 721	Laundry and cleaning services, n.e.c.....	††	††	††	††	38	33 782	12 185	2 869	1 108
7212	Garment pressing and agents for laundries and dry cleaners.....	††	††	††	††	8	1 041	272	50	30
7213	Linen supply*.....	††	††	††	††	6	(D)	(D)	(D)	(D)
7217	Carpet and upholstery cleaning.....	††	††	††	††	6	2 987	1 174	257	100
7219	Industrial laundries*.....	††	††	††	††	5	15 192	4 749	1 129	425
7214, 9	Other laundry, garment services, including diaper*.....	††	††	††	††	13	(D)	(D)	(D)	(D)
722	Photographic studios, portrait.....	††	††	††	††	16	5 245	1 211	277	170
723, 4	Beauty and barber shops.....	††	††	††	††	158	15 212	7 867	1 776	827
723	Beauty shops.....	††	††	††	††	136	13 892	7 137	1 595	736
724	Barber shops.....	††	††	††	††	22	1 320	730	181	91
725	Shoe repair, shoe shine, and hat-cleaning shops.....	††	††	††	††	11	728	263	63	35
726	Funeral service and crematories.....	††	††	††	††	18	6 573	1 729	408	183
729	Miscellaneous personal services.....	††	††	††	††	49	5 877	1 911	520	359
73	Business services.....	††	††	††	††	1 070	802 781	319 832	79 378	22 759
731	Advertising.....	††	††	††	††	123	117 516	44 031	11 094	1 741
7311	Advertising agencies.....	††	††	††	††	79	88 904	35 255	8 997	1 328
7312	Outdoor advertising services.....	††	††	††	††	5	(D)	(D)	(D)	(D)
7313	Radio, TV, publishers' advertising representatives.....	††	††	††	††	34	14 640	5 611	1 363	188
7319	Advertising, n.e.c.....	††	††	††	††	5	(D)	(D)	(D)	(D)
734	Services to dwellings and other buildings.....	††	††	††	††	104	47 771	30 146	7 240	5 581
7341	Window cleaning.....	††	††	††	††	2	(D)	(D)	(D)	(D)
7342	Disinfecting and exterminating services.....	††	††	††	††	16	12 203	5 360	1 281	387
7349	Cleaning and maintenance services, n.e.c.....	††	††	††	††	86	(D)	(D)	(D)	(D)
737	Computer and data processing services.....	††	††	††	††	82	199 941	64 499	17 416	2 462
7372	Computer programming and other software services.....	††	††	††	††	34	114 852	39 389	10 299	1 276
7374	Data processing services.....	††	††	††	††	34	62 762	20 111	5 927	1 022
7379	Computer related services, n.e.c.....	††	††	††	††	14	22 327	4 999	1 190	164
7392	Management, consulting, and public relations services.....	††	††	††	††	223	141 962	61 766	14 565	2 294
7394	Equipment rental and leasing services.....	††	††	††	††	43	40 087	9 677	2 465	541
Other 73	Other business services.....	††	††	††	††	495	255 504	109 713	26 598	10 140
732	Credit reporting, collection agencies.....	††	††	††	††	25	22 904	7 533	1 926	495
7331	Direct mail advertising services.....	††	††	††	††	14	12 950	3 143	795	243
7332	Blueprinting and photocopying services.....	††	††	††	††	13	6 222	2 010	501	135
7333	Commercial photography, art, and graphics.....	††	††	††	††	87	27 302	9 165	2 165	435
7339	Stenographic services; and reproduction services, n.e.c.....	††	††	††	††	28	6 885	3 178	755	218
736	Personnel supply services.....	††	††	††	††	112	44 360	28 976	6 833	3 618
7361	Employment agencies.....	††	††	††	††	64	12 794	6 531	1 628	548
7362	Help supply services.....	††	††	††	††	48	31 566	22 445	5 205	3 070
7369	Facilities management services.....	††	††	††	††	-	-	-	-	-
7391	Research and development laboratories.....	††	††	††	††	5	5 608	1 780	390	93
7397	Testing laboratories and facilities.....	††	††	††	††	1	(D)	(D)	(D)	(D)
7393	Detective agencies and protective services.....	††	††	††	††	47	46 997	26 922	6 451	2 728
7395	Photofinishing laboratories*.....	††	††	††	††	19	16 784	3 992	946	392
7399 pt.	Sign painting shops.....	††	††	††	††	1	(D)	(D)	(D)	(D)
7399 pt.	Interior designing.....	††	††	††	††	39	12 643	3 471	775	335
7399 pt.	Telephone answering services.....	††	††	††	††	11	(D)	(D)	(D)	(D)
735, 7396, 7399 pt.	Other business services, n.e.c.....	††	††	††	††	93	50 236	18 401	4 795	1 289

**Table 7. Summary Statistics for Firms Subject to Federal Income Tax for Places With 300 Establishments or More: 1982—Con.**

[For meaning of abbreviations and symbols, see introductory text. For explanation of terms and comparability of 1977 and 1982 censuses, see appendix A. For information on geographic areas followed by Δ, see appendix F.]

SIC code	Geographic area and kind of business or operation	All establishments				Establishments with payroll				
		Number	Receipts (\$1,000)	Unincorporated businesses or operations		Number	Receipts (\$1,000)	Annual payroll (\$1,000)	First quarter payroll (\$1,000)	Paid employees for pay period including March 12 (number)
				Individual proprietorships (number)	Partnerships (number)					
	<b>ATLANTA—Con.</b>									
75	Automotive repair, services, and garages.....	††	††	††	††	356	159 227	28 453	6 765	2 345
751	Automotive rental and leasing, without drivers .....	††	††	††	††	34	84 951	9 586	2 302	596
752	Automobile parking .....	††	††	††	††	150	(D)	(D)	(D)	(D)
7523	Parking lots .....	††	††	††	††	108	(D)	(D)	(D)	(D)
7525	Parking structures .....	**	**	**	**	42	10 001	2 319	626	345
753	Automotive repair shops.....	††	††	††	††	151	40 772	12 136	2 791	892
7538	General automotive repair shops .....	††	††	††	††	56	13 713	3 894	912	233
7538 pt.	General automotive repair shops, except diesel .....	**	**	**	**	52	(D)	(D)	(D)	(D)
7538 pt.	Diesel repair shops .....	**	**	**	**	4	(D)	(D)	(D)	(D)
7531	Top and body repair shops .....	††	††	††	††	39	9 250	3 016	680	212
7534, 5, 9	Other automotive repair shops .....	††	††	††	††	56	17 809	5 226	1 199	387
7534	Tire retreading and repair shops .....	**	**	**	**	5	2 974	649	154	51
7535	Paint shops .....	**	**	**	**	6	1 544	507	121	45
7539 pt.	Auto electrical and fuel system services .....	**	**	**	**	4	653	175	43	15
7539 pt.	Radiator repair .....	**	**	**	**	4	794	190	51	20
7539 pt.	Glass replacement and repair .....	**	**	**	**	4	(D)	(D)	(D)	(D)
7539 pt.	Brake, front end, and wheel alignment .....	**	**	**	**	11	2 919	1 002	211	63
7539 pt.	Exhaust system services (muffler shops) .....	**	**	**	**	3	(D)	(D)	(D)	(D)
7539 pt.	Transmission repair shops .....	**	**	**	**	15	3 956	1 318	291	95
7539 pt.	Other automotive repair shops, n.e.c. ....	**	**	**	**	4	(D)	(D)	(D)	(D)
754	Automotive services, except repair .....	††	††	††	††	21	(D)	(D)	(D)	(D)
7542	Car washes .....	**	**	**	**	14	3 890	1 259	349	132
7549	Other automotive services .....	**	**	**	**	7	(D)	(D)	(D)	(D)
76	Miscellaneous repair services .....	††	††	††	††	130	59 027	27 237	6 228	1 438
762	Electrical and electronic repair shops .....	††	††	††	††	38	18 342	6 762	1 566	421
7622	Radio and TV repair shops .....	††	††	††	††	22	8 158	2 622	598	198
7623, 9	Other electrical and electronic repair shops .....	††	††	††	††	16	10 84	4 40	368	223
7623	Refrigeration and air-conditioning repair shops .....	**	**	**	**	5	(D)	(D)	(D)	(D)
7629	Electrical and electronic repair shops, n.e.c. ....	**	**	**	**	11	(D)	(D)	(D)	(D)
764	Reupholstery and furniture repair .....	††	††	††	††	14	(D)	(D)	(D)	(D)
763, 9	Other repair shops and related services .....	††	††	††	††	78	(D)	(D)	(D)	(D)
763	Watch, clock, and jewelry repair .....	**	**	**	**	11	(D)	(D)	(D)	(D)
769	Miscellaneous repair and related services .....	**	**	**	**	67	36 661	18 932	4 288	890
7692	Welding repair .....	**	**	**	**	6	(D)	(D)	(D)	(D)
7694	Armature rewinding shops .....	**	**	**	**	6	4 982	1 887	541	110
7699	Repair shops and related services, n.e.c. ....	**	**	**	**	55	(D)	(D)	(D)	(D)
78, 79	Amusement and recreation services, including motion pictures.....	††	††	††	††	156	94 002	22 374	4 729	1 666
781, 2	Motion picture production, distribution, and services .....	††	††	††	††	40	31 367	4 649	1 078	224
783	Motion picture theaters .....	††	††	††	††	29	16 765	2 554	546	488
7832	Motion picture theaters, except drive-in .....	**	**	**	**	25	(D)	(D)	(D)	(D)
7833	Drive-in motion picture theaters .....	**	**	**	**	4	(D)	(D)	(D)	(D)
792	Producers, orchestras, and entertainers .....	††	††	††	††	23	11 073	2 110	590	228
7922	Theatrical producers (except motion picture) and miscellaneous theatrical services .....	**	**	**	**	15	(D)	(D)	(D)	(D)
7929	Bands, orchestras, actors, and other entertainers and entertainment groups .....	**	**	**	**	8	(D)	(D)	(D)	(D)
793	Bowling alleys and billiards and pool establishments .....	††	††	††	††	4	1 422	332	78	53
7932	Billiard and pool establishments .....	††	††	††	††	-	-	-	-	-
7933	Bowling alleys .....	††	††	††	††	4	1 422	332	78	53
79 ex. 792, 3	Commercial sports and other amusement and recreation services .....	††	††	††	††	60	33 375	12 729	2 437	673
794	Commercial sports .....	††	††	††	††	6	(D)	(D)	(D)	(D)
7941	Professional sports clubs, managers, promoters .....	††	††	††	††	5	(D)	(D)	(D)	(D)
7948	Racing, including track operation .....	††	††	††	††	1	(D)	(D)	(D)	(D)
79 ex. 792, 3, 4	Other amusement and recreation services .....	††	††	††	††	54	(D)	(D)	(D)	(D)
791	Dance halls, studios, and schools .....	**	**	**	**	10	1 381	542	146	138
7992	Public golf courses .....	**	**	**	**	1	(D)	(D)	(D)	(D)
7993	Coin-operated amusement device operators .....	**	**	**	**	7	(D)	(D)	(D)	(D)
7996	Amusement parks .....	**	**	**	**	1	(D)	(D)	(D)	(D)
7997	Membership sports and recreation clubs .....	**	**	**	**	13	(D)	(D)	(D)	(D)
7999	Amusement and recreation services, n.e.c. ....	**	**	**	**	22	5 278	1 590	360	147
7999 pt.	Concession operators of amusement devices, rides .....	**	**	**	**	1	(D)	(D)	(D)	(D)
7999 pt.	Carnivals, circuses, and fairs .....	**	**	**	**	-	-	-	-	-
7999 pt.	Other commercial recreation and amusements.....	**	**	**	**	21	(D)	(D)	(D)	(D)

**Table 7. Summary Statistics for Firms Subject to Federal Income Tax for Places With 300 Establishments or More: 1982—Con.**

[For meaning of abbreviations and symbols, see introductory text. For explanation of terms and comparability of 1977 and 1982 censuses, see appendix A. For information on geographic areas followed by A, see appendix F]

SIC code	Geographic area and kind of business or operation	All establishments				Establishments with payroll				Paid employees for pay period including March 12 (number)
		Number	Receipts (\$1,000)	Unincorporated businesses or operations		Number	Receipts (\$1,000)	Annual payroll (\$1,000)	First quarter payroll (\$1,000)	
				Individual proprietorships (number)	Partnerships (number)					
	<b>ATLANTA—Con.</b>									
80, ex. 806	Health services, except hospitals .....	††	††	††	††	981	259 415	121 435	29 734	5 096
801	Offices of physicians .....	††	††	††	††	572	172 326	84 065	21 007	2 541
802	Offices of dentists .....	††	††	††	††	216	35 681	13 602	3 324	878
803	Offices of osteopathic physicians .....	††	††	††	††	5	813	357	73	18
8041	Offices of chiropractors .....	††	††	††	††	30	4 188	1 203	223	69
8042	Offices of optometrists .....	††	††	††	††	18	2 297	725	164	49
805	Nursing and personal care facilities .....	††	††	††	††	13	11 439	5 980	1 376	622
8049, 807, 8, 9	Other health services .....	††	††	††	††	127	32 671	15 503	3 567	919
807	Medical and dental laboratories .....	††	††	††	††	43	12 723	6 198	1 419	390
8071	Medical laboratories .....	††	††	††	††	15	3 206	1 714	396	81
8072	Dental laboratories .....	††	††	††	††	28	9 517	4 484	1 023	309
8049, 808, 9	Other health services, n.e.c. ....	††	††	††	††	84	19 948	9 305	2 148	529
81	Legal services .....	††	††	††	††	638	326 363	111 446	26 877	4 844
823, 4, 9	Selected educational services .....	††	††	††	††	41	18 424	6 159	1 517	587
823	Libraries and information centers .....	**	**	**	**	-	-	-	-	-
824	Correspondence schools and vocational schools .....	**	**	**	**	19	(D)	(D)	(D)	(D)
829	Schools and educational services, n.e.c. ....	**	**	**	**	22	(D)	(D)	(D)	(D)
891	Engineering, architectural, and surveying services .....	††	††	††	††	197	227 526	106 902	25 306	4 358
891 pt.	Architectural services .....	**	**	**	**	87	98 772	40 009	9 077	1 474
891 pt.	Engineering services .....	**	**	**	**	97	125 351	65 936	15 013	2 782
891 pt.	Surveying services .....	**	**	**	**	13	3 403	1 797	316	122
893	Accounting, auditing, and bookkeeping services .....	††	††	††	††	142	113 580	46 565	11 404	2 469
83, 892, 9	Social and other services .....	††	††	††	††	97	17 723	7 027	1 550	779
83	Social services .....	**	**	**	**	89	16 579	6 663	1 457	750
835	Child day care services .....	**	**	**	**	57	4 045	1 872	437	344
832, 3, 6, 9	Other social services .....	**	**	**	**	22	12 534	4 791	1 020	406
892, 9	Other services .....	**	**	**	**	8	1 144	364	93	29
	<b>AUGUSTA</b>									
	<b>Total</b> .....	††	††	††	††	666	181 988	67 558	16 351	4 909
70	Hotels, motels, and other lodging places .....	††	††	††	††	13	5 718	1 177	278	239
7011	Hotels, motor hotels, and motels .....	††	††	††	††	13	5 718	1 177	278	239
7011 pt.	Hotels .....	††	††	††	††	2	(D)	(D)	(D)	(D)
7011 pt.	Hotels, motor hotels, and tourist courts .....	††	††	††	††	11	(D)	(D)	(D)	(D)
702, 3, 4	Other lodging places .....	††	††	††	††	-	-	-	-	-
72	Personal services .....	††	††	††	††	69	11 423	4 170	1 028	558
721	Laundry, cleaning, and garment services .....	††	††	††	††	22	6 772	2 604	646	343
7215	Coin-operated laundries and dry cleaning .....	††	††	††	††	4	(D)	(D)	(D)	(D)
721 ex. 7215	Other laundry, cleaning, and garment services .....	††	††	††	††	18	(D)	(D)	(D)	(D)
7211	Power laundries, family and commercial* .....	**	**	**	**	1	(D)	(D)	(D)	(D)
7216	Dry-cleaning plants, except rug cleaning* .....	**	**	**	**	13	2 580	1 183	290	183
Other 721	Laundry and cleaning services, n.e.c.* .....	**	**	**	**	4	(D)	(D)	(D)	(D)
722	Photographic studios, portrait .....	††	††	††	††	2	(D)	(D)	(D)	(D)
723, 4	Beauty and barber shops .....	††	††	††	††	26	1 262	596	150	86
723	Beauty shops .....	††	††	††	††	20	1 089	502	114	70
724	Barber shops .....	††	††	††	††	6	173	94	36	16
725	Shoe repair, shoe shine, and hat-cleaning shops .....	††	††	††	††	5	(D)	(D)	(D)	(D)
726	Funeral service and crematories .....	††	††	††	††	6	2 273	628	144	58
729	Miscellaneous personal services .....	††	††	††	††	8	(D)	(D)	(D)	(D)
73	Business services .....	††	††	††	††	95	28 496	11 172	2 600	1 278
731	Advertising .....	††	††	††	††	6	(D)	(D)	(D)	(D)
734	Services to dwellings and other buildings .....	††	††	††	††	21	(D)	(D)	(D)	(D)
737	Computer and data processing services .....	††	††	††	††	3	(D)	(D)	(D)	(D)
7392	Management, consulting, and public relations services .....	††	††	††	††	3	(D)	(D)	(D)	(D)
7394	Equipment rental and leasing services .....	††	††	††	††	14	2 095	533	159	45
Other 73	Other business services .....	††	††	††	††	48	(D)	(D)	(D)	(D)
75	Automotive repair, services, and garages .....	††	††	††	††	56	21 954	5 201	1 267	400
751	Automotive rental and leasing, without drivers .....	††	††	††	††	9	13 047	2 461	610	181
752	Automobile parking .....	††	††	††	††	8	(D)	(D)	(D)	(D)
753	Automotive repair shops .....	††	††	††	††	35	8 376	2 542	611	187
7538	General automotive repair shops .....	††	††	††	††	11	2 445	713	169	83
7531	Top and body repair shops .....	††	††	††	††	13	(D)	(D)	(D)	(D)
7534, 5, 9	Other automotive repair shops .....	††	††	††	††	11	(D)	(D)	(D)	(D)
754	Automotive services, except repair .....	††	††	††	††	4	(D)	(D)	(D)	(D)

**Table 7. Summary Statistics for Firms Subject to Federal Income Tax for Places With 300 Establishments or More: 1982—Con.**

[For meaning of abbreviations and symbols, see introductory text. For explanation of terms and comparability of 1977 and 1982 censuses, see appendix A. For information on geographic areas followed by Δ, see appendix F.]

SIC code	Geographic area and kind of business or operation	All establishments				Establishments with payroll				
		Number	Receipts (\$1,000)	Unincorporated businesses or operations		Number	Receipts (\$1,000)	Annual payroll (\$1,000)	First quarter payroll (\$1,000)	Paid employees for pay period including March 12 (number)
				Individual proprietorships (number)	Partnerships (number)					
<b>AUGUSTA—Con.</b>										
76	Miscellaneous repair services .....	††	††	††	††	16	2 150	603	130	49
762	Electrical and electronic repair shops .....	††	††	††	††	7	1 117	326	73	25
7622, 9	Radio and TV repair shops .....	††	††	††	††	2	(D)	(D)	(D)	(D)
7623, 9	Other electrical and electronic repair shops .....	††	††	††	††	5	(D)	(D)	(D)	(D)
764	Reupholstery and furniture repair .....	††	††	††	††	2	(D)	(D)	(D)	(D)
763, 9	Other repair shops and related services .....	††	††	††	††	7	(D)	(D)	(D)	(D)
78, 79	Amusement and recreation services, including motion pictures...	††	††	††	††	15	3 838	821	197	153
781, 2	Motion picture production, distribution, and services .....	††	††	††	††	-	-	-	-	-
783	Motion picture theaters .....	††	††	††	††	6	(D)	(D)	(D)	(D)
792	Producers, orchestras, and entertainers .....	††	††	††	††	1	(D)	(D)	(D)	(D)
793	Bowling alleys and billiards and pool establishments .....	††	††	††	††	1	(D)	(D)	(D)	(D)
79 ex. 792, 3	Commercial sports and other amusement and recreation services ..	††	††	††	††	8	996	290	70	44
80, ex. 806	Health services, except hospitals .....	††	††	††	††	234	78 453	32 310	8 063	1 424
801	Offices of physicians .....	††	††	††	††	161	64 212	26 877	6 759	982
802	Offices of dentists .....	††	††	††	††	40	6 642	2 503	625	183
803	Offices of osteopathic physicians .....	††	††	††	††	2	(D)	(D)	(D)	(D)
8041	Offices of chiropractors .....	††	††	††	††	4	379	197	66	18
8042	Offices of optometrists .....	††	††	††	††	8	(D)	(D)	(D)	(D)
805	Nursing and personal care facilities .....	††	††	††	††	2	(D)	(D)	(D)	(D)
8049, 807, 8, 9	Other health services .....	††	††	††	††	17	4 152	1 421	330	97
81	Legal services .....	††	††	††	††	107	16 423	5 843	1 318	308
823, 4, 9	Selected educational services .....	††	††	††	††	4	151	43	8	9
891	Engineering, architectural, and surveying services .....	††	††	††	††	26	7 749	3 759	855	253
893	Accounting, auditing, and bookkeeping services .....	††	††	††	††	25	4 548	2 006	480	145
83, 892, 9	Social and other services .....	††	††	††	††	6	1 085	453	127	93
83	Social services .....	**	**	**	**	5	(D)	(D)	(D)	(D)
892, 9	Other services .....	**	**	**	**	1	(D)	(D)	(D)	(D)
<b>COLUMBUS Δ</b>										
	Total .....	††	††	††	††	861	(D)	(D)	(D)	(D)
70	Hotels, motels, and other lodging places .....	††	††	††	††	18	11 666	2 920	451	357
7011	Hotels, motor hotels, and motels .....	††	††	††	††	16	(D)	(D)	(D)	(D)
7011 pt.	Hotels .....	††	††	††	††	10	(D)	(D)	(D)	(D)
7011 pt.	Motels, motor hotels, and tourist courts .....	††	††	††	††	6	3 267	638	144	104
702, 3, 4	Other lodging places .....	††	††	††	††	2	(D)	(D)	(D)	(D)
72	Personal services .....	††	††	††	††	132	20 852	8 132	2 065	1 086
721	Laundry, cleaning, and garment services .....	††	††	††	††	38	9 407	4 063	975	540
7215	Coin-operated laundries and dry cleaning .....	††	††	††	††	8	694	196	46	25
721 ex.	Other laundry, cleaning, and garment services .....	††	††	††	††	30	8 713	3 867	929	515
7215	Power laundries, family and commercial* .....	**	**	**	**	2	(D)	(D)	(D)	(D)
7216	Dry-cleaning plants, except rug cleaning* .....	**	**	**	**	18	(D)	(D)	(D)	(D)
Other 721	Laundry and cleaning services, n.e.c.* .....	**	**	**	**	10	(D)	(D)	(D)	(D)
722	Photographic studios, portrait .....	††	††	††	††	9	(D)	(D)	(D)	(D)
723, 4	Beauty and barber shops .....	††	††	††	††	60	3 835	1 952	440	244
723	Beauty shops .....	††	††	††	††	54	(D)	(D)	(D)	(D)
724	Barber shops .....	††	††	††	††	6	(D)	(D)	(D)	(D)
725	Shoe repair, shoe shine, and hat-cleaning shops .....	††	††	††	††	4	129	42	8	5
726	Funeral services and crematories .....	††	††	††	††	7	2 863	815	281	49
729	Miscellaneous personal services .....	††	††	††	††	14	(D)	(D)	(D)	(D)
73	Business services .....	††	††	††	††	132	39 241	18 537	4 672	2 315
731	Advertising .....	††	††	††	††	12	1 403	565	126	40
734	Services to dwellings and other buildings .....	††	††	††	††	31	(D)	(D)	(D)	(D)
737	Computer and data processing services .....	††	††	††	††	9	2 528	916	205	50
7392	Management, consulting, and public relations services .....	††	††	††	††	11	(D)	(D)	(D)	(D)
7394	Equipment rental and leasing services .....	††	††	††	††	17	(D)	(D)	(D)	(D)
Other 73	Other business services .....	††	††	††	††	52	(D)	(D)	(D)	(D)
75	Automotive repair, services, and garages .....	††	††	††	††	97	19 081	5 194	1 278	557
751	Automotive rental and leasing, without drivers .....	††	††	††	††	7	3 121	483	123	48
752	Automobile parking .....	††	††	††	††	4	437	96	23	25
753	Automotive repair shops .....	††	††	††	††	76	13 947	4 145	1 033	384
7538	General automotive repair shops .....	††	††	††	††	32	(D)	(D)	(D)	(D)
7531	Top and body repair shops .....	††	††	††	††	17	4 373	1 398	352	114
7534, 5, 9	Other automotive repair shops .....	††	††	††	††	27	(D)	(D)	(D)	(D)
754	Automotive services, except repair .....	††	††	††	††	10	1 576	470	99	100

**Table 7. Summary Statistics for Firms Subject to Federal Income Tax for Places With 300 Establishments or More: 1982—Con.**

[For meaning of abbreviations and symbols, see introductory text. For explanation of terms and comparability of 1977 and 1982 censuses, see appendix A. For information on geographic areas followed by Δ, see appendix F]

SIC code	Geographic area and kind of business or operation	All establishments				Establishments with payroll				
		Number	Receipts (\$1,000)	Unincorporated businesses or operations		Number	Receipts (\$1,000)	Annual payroll (\$1,000)	First quarter payroll (\$1,000)	Paid employees for pay period including March 12 (number)
				Individual proprietorships (number)	Partnerships (number)					
<b>COLUMBUS Δ—Con.</b>										
76	Miscellaneous repair services.....	††	††	††	††	47	(D)	(D)	(D)	(D)
762	Electrical and electronic repair shops.....	††	††	††	††	16	1 530	461	104	48
7622, 9	Radio and TV repair shops.....	††	††	††	††	7	(D)	(D)	(D)	(D)
7623, 9	Other electrical and electronic repair shops.....	††	††	††	††	9	(D)	(D)	(D)	(D)
764	Reupholstery and furniture repair.....	††	††	††	††	12	577	200	39	27
763, 9	Other repair shops and related services.....	††	††	††	††	19	(D)	(D)	(D)	(D)
78, 79	Amusement and recreation services, including motion pictures.....	††	††	††	††	36	8 018	2 448	549	367
781, 2	Motion picture production, distribution, and services.....	††	††	††	††	-	-	-	-	-
783	Motion picture theaters.....	††	††	††	††	6	(D)	(D)	(D)	(D)
792	Producers, orchestras, and entertainers.....	††	††	††	††	1	(D)	(D)	(D)	(D)
793	Bowling alleys and billiards and pool establishments.....	††	††	††	††	4	(D)	(D)	(D)	(D)
79 ex. 792, 9	Commercial sports and other amusement and recreation services.....	††	††	††	††	25	(D)	(D)	(D)	(D)
80, ex. 806	Health services, except hospitals.....	††	††	††	††	236	80 790	39 039	9 830	1 985
801	Offices of physicians.....	††	††	††	††	128	52 988	27 381	7 145	813
802	Offices of dentists.....	††	††	††	††	57	10 350	3 852	873	252
803	Offices of osteopathic physicians.....	††	††	††	††	1	(D)	(D)	(D)	(D)
8041	Offices of chiropractors.....	††	††	††	††	9	596	120	24	16
8042	Offices of optometrists.....	††	††	††	††	8	1 495	590	138	47
805	Nursing and personal care facilities.....	††	††	††	††	5	(D)	(D)	(D)	(D)
8049, 807, 8, 9	Other health services.....	††	††	††	††	28	(D)	(D)	(D)	(D)
81	Legal services.....	††	††	††	††	78	15 676	6 439	1 543	360
823, 4, 9	Selected educational services.....	††	††	††	††	7	1 029	525	130	52
891	Engineering, architectural, and surveying services.....	††	††	††	††	19	(D)	(D)	(D)	(D)
893	Accounting, auditing, and bookkeeping services.....	††	††	††	††	30	5 683	2 922	717	182
83, 892, 9	Social and other services.....	††	††	††	††	29	2 605	1 126	288	220
83	Social services.....	**	**	**	**	24	(D)	(D)	(D)	(D)
892, 9	Other services.....	**	**	**	**	5	(D)	(D)	(D)	(D)
<b>DECATUR</b>										
	Total.....	††	††	††	††	325	106 236	47 956	12 120	2 394
70	Hotels, motels, and other lodging places.....	††	††	††	††	1	(D)	(D)	(D)	(D)
7011	Hotels, motor hotels, and motels.....	††	††	††	††	1	(D)	(D)	(D)	(D)
7011 pt.	Hotels.....	††	††	††	††	-	-	-	-	-
7011 pt.	Motels, motor hotels, and tourist courts.....	††	††	††	††	1	(D)	(D)	(D)	(D)
702, 3, 4	Other lodging places.....	††	††	††	††	-	-	-	-	-
72	Personal services.....	††	††	††	††	29	7 123	2 131	493	217
721	Laundry, cleaning, and garment services.....	††	††	††	††	16	3 548	1 244	275	153
7215	Coin-operated laundries and dry cleaning.....	††	††	††	††	2	(D)	(D)	(D)	(D)
721 ex. 7215	Other laundry, cleaning, and garment services.....	††	††	††	††	14	(D)	(D)	(D)	(D)
7211	Power laundries, family and commercial*.....	**	**	**	**	1	(D)	(D)	(D)	(D)
7216	Dry-cleaning plants, except rug cleaning*.....	**	**	**	**	12	2 615	1 019	221	117
Other 721	Laundry and cleaning services, n.e.c.*.....	**	**	**	**	1	(D)	(D)	(D)	(D)
722	Photographic studios, portrait.....	††	††	††	††	2	(D)	(D)	(D)	(D)
723, 4	Beauty and barber shops.....	††	††	††	††	7	420	195	39	24
723	Beauty shops.....	††	††	††	††	5	(D)	(D)	(D)	(D)
724	Barber shops.....	††	††	††	††	2	(D)	(D)	(D)	(D)
725	Shoe repair, shoe shine, and hat-cleaning shops.....	††	††	††	††	1	(D)	(D)	(D)	(D)
726	Funeral service and crematories.....	††	††	††	††	1	(D)	(D)	(D)	(D)
729	Miscellaneous personal services.....	††	††	††	††	2	(D)	(D)	(D)	(D)
73	Business services.....	††	††	††	††	36	8 429	3 189	722	221
731	Advertising.....	††	††	††	††	-	-	-	-	-
734	Services to dwellings and other buildings.....	††	††	††	††	1	(D)	(D)	(D)	(D)
737	Computer and data processing services.....	††	††	††	††	3	(D)	(D)	(D)	(D)
7392	Management, consulting, and public relations services.....	††	††	††	††	5	(D)	(D)	(D)	(D)
7394	Equipment rental and leasing services.....	††	††	††	††	1	(D)	(D)	(D)	(D)
Other 73	Other business services.....	††	††	††	††	26	4 677	1 825	402	149
75	Automotive repair, services, and garages.....	††	††	††	††	15	3 105	1 195	238	85
751	Automotive rental and leasing, without drivers.....	††	††	††	††	-	-	-	-	-
752	Automobile parking.....	††	††	††	††	2	(D)	(D)	(D)	(D)
753	Automotive repair shops.....	††	††	††	††	12	(D)	(D)	(D)	(D)
7538	General automotive repair shops.....	††	††	††	††	6	413	107	24	14
7531	Top and body repair shops.....	††	††	††	††	2	(D)	(D)	(D)	(D)
7534, 5, 9	Other automotive repair shops.....	††	††	††	††	4	1 984	761	143	40
754	Automotive services, except repair.....	††	††	††	††	1	(D)	(D)	(D)	(D)

**Table 7. Summary Statistics for Firms Subject to Federal Income Tax for Places With 300 Establishments or More: 1982—Con.**

[For meaning of abbreviations and symbols, see introductory text. For explanation of terms and comparability of 1977 and 1982 censuses, see appendix A. For information on geographic areas followed by Δ, see appendix F.]

SIC code	Geographic area and kind of business or operation	All establishments				Establishments with payroll				
		Number	Receipts (\$1,000)	Unincorporated businesses or operations		Number	Receipts (\$1,000)	Annual payroll (\$1,000)	First quarter payroll (\$1,000)	Paid employees for pay period including March 12 (number)
				Individual proprietorships (number)	Partnerships (number)					
<b>DECATUR—Con.</b>										
76	Miscellaneous repair services.....	††	††	††	††	7	(D)	(D)	(D)	(D)
762	Electrical and electronic repair shops.....	††	††	††	††	5	486	151	26	12
7622, 9	Radio and TV repair shops.....	††	††	††	††	2	(D)	(D)	(D)	(D)
764	Other electrical and electronic repair shops.....	††	††	††	††	3	(D)	(D)	(D)	(D)
763, 9	Reupholstery and furniture repair.....	††	††	††	††	-	-	-	-	-
78, 79	Other repair shops and related services.....	††	††	††	††	2	(D)	(D)	(D)	(D)
78, 79	Amusement and recreation services, including motion pictures.....	††	††	††	††	8	438	90	21	28
781, 2	Motion picture production, distribution, and services.....	††	††	††	††	1	(D)	(D)	(D)	(D)
783	Motion picture theaters.....	††	††	††	††	-	-	-	-	-
792	Producers, orchestras, and entertainers.....	††	††	††	††	1	(D)	(D)	(D)	(D)
793	Bowling alleys and billiards and pool establishments.....	††	††	††	††	-	-	-	-	-
79 ex. 792, 3	Commercial sports and other amusement and recreation services.....	††	††	††	††	6	(D)	(D)	(D)	(D)
80, ex. 806	Health services, except hospitals.....	††	††	††	††	92	22 714	11 485	3 176	449
801	Offices of physicians.....	††	††	††	††	48	13 933	7 223	2 023	231
802	Offices of dentists.....	††	††	††	††	27	5 669	2 794	805	121
803	Offices of osteopathic physicians.....	††	††	††	††	1	-	-	-	-
8041	Offices of chiropractors.....	††	††	††	††	1	(D)	(D)	(D)	(D)
8042	Offices of optometrists.....	††	††	††	††	2	(D)	(D)	(D)	(D)
805	Nursing and personal care facilities.....	††	††	††	††	2	(D)	(D)	(D)	(D)
8049, 807, 8, 9	Other health services.....	††	††	††	††	12	1 820	855	203	34
81	Legal services.....	††	††	††	††	106	15 055	5 547	1 235	329
823, 4, 9	Selected educational services.....	††	††	††	††	1	(D)	(D)	(D)	(D)
891	Engineering, architectural, and surveying services.....	††	††	††	††	10	45 199	22 508	5 755	924
893	Accounting, auditing, and bookkeeping services.....	††	††	††	††	18	2 475	1 314	361	69
83, 892, 9	Social and other services.....	††	††	††	††	2	(D)	(D)	(D)	(D)
83	Social services.....	**	**	**	**	1	(D)	(D)	(D)	(D)
892, 9	Other services.....	**	**	**	**	1	(D)	(D)	(D)	(D)
<b>GAINESVILLE</b>										
	Total.....	††	††	††	††	376	90 886	32 338	7 916	2 355
70	Hotels, motels, and other lodging places.....	††	††	††	††	7	(D)	(D)	(D)	(D)
7011	Hotels, motor hotels, and motels.....	††	††	††	††	7	(D)	(D)	(D)	(D)
7011 pt.	Hotels.....	††	††	††	††	2	(D)	(D)	(D)	(D)
7011 pt.	Motels, motor hotels, and tourist courts.....	††	††	††	††	5	(D)	(D)	(D)	(D)
702, 3, 4	Other lodging places.....	††	††	††	††	-	-	-	-	-
72	Personal services.....	††	††	††	††	47	6 186	2 171	532	289
721	Laundry, cleaning, and garment services.....	††	††	††	††	12	(D)	(D)	(D)	(D)
7215	Coin-operated laundries and dry cleaning.....	††	††	††	††	3	(D)	(D)	(D)	(D)
721 ex. 7215	Other laundry, cleaning, and garment services.....	††	††	††	††	9	(D)	(D)	(D)	(D)
7216	Power laundries, family and commercial*.....	**	**	**	**	-	-	-	-	-
7216	Dry-cleaning plants, except rug cleaning*.....	**	**	**	**	7	1 013	334	78	58
Other 721	Laundry and cleaning services, n.e.c.*.....	**	**	**	**	2	(D)	(D)	(D)	(D)
722	Photographic studios, portrait.....	††	††	††	††	3	457	90	23	12
723, 4	Beauty and barber shops.....	††	††	††	††	25	1 798	968	240	144
723	Beauty shops.....	††	††	††	††	25	1 798	968	240	144
724	Barber shops.....	††	††	††	††	-	-	-	-	-
725	Shoe repair, shoe shine, and hat-cleaning shops.....	††	††	††	††	-	-	-	-	-
726	Funeral service and crematories.....	††	††	††	††	3	(D)	(D)	(D)	(D)
729	Miscellaneous personal services.....	††	††	††	††	4	(D)	(D)	(D)	(D)
73	Business services.....	††	††	††	††	52	10 790	4 466	999	424
731	Advertising.....	††	††	††	††	5	(D)	(D)	(D)	(D)
734	Services to dwellings and other buildings.....	††	††	††	††	14	4 102	2 248	522	293
737	Computer and data processing services.....	††	††	††	††	1	(D)	(D)	(D)	(D)
7392	Management, consulting, and public relations services.....	††	††	††	††	9	(D)	(D)	(D)	(D)
7394	Equipment rental and leasing services.....	††	††	††	††	3	(D)	(D)	(D)	(D)
Other 73	Other business services.....	††	††	††	††	20	(D)	(D)	(D)	(D)
75	Automotive repair, services, and garages.....	††	††	††	††	34	5 948	1 429	332	125
751	Automotive rental and leasing, without drivers.....	††	††	††	††	2	(D)	(D)	(D)	(D)
752	Automobile parking.....	††	††	††	††	-	-	-	-	-
753	Automotive repair shops.....	††	††	††	††	28	4 592	1 201	282	106
7538	General automotive repair shops.....	††	††	††	††	9	1 166	282	62	27
7531	Top and body repair shops.....	††	††	††	††	10	(D)	(D)	(D)	(D)
7534, 5, 9	Other automotive repair shops.....	††	††	††	††	9	(D)	(D)	(D)	(D)
754	Automotive services, except repair.....	††	††	††	††	4	(D)	(D)	(D)	(D)



**Table 7. Summary Statistics for Firms Subject to Federal Income Tax for Places With 300 Establishments or More: 1982—Con.**

[For meaning of abbreviations and symbols, see introductory text. For explanation of terms and comparability of 1977 and 1982 censuses, see appendix A. For information on geographic areas followed by Δ, see appendix F.]

SIC code	Geographic area and kind of business or operation	All establishments				Establishments with payroll				
		Number	Receipts (\$1,000)	Unincorporated businesses or operations		Number	Receipts (\$1,000)	Annual payroll (\$1,000)	First quarter payroll (\$1,000)	Paid employees for pay period including March 12 (number)
				Individual proprietorships (number)	Partnerships (number)					
<b>GAINESVILLE—Con.</b>										
76	Miscellaneous repair services.....	††	††	††	††	24	4 689	1 223	279	96
762	Electrical and electronic repair shops.....	††	††	††	††	9	(D)	(D)	(D)	(D)
7622, 9	Radio and TV repair shops.....	††	††	††	††	5	828	348	69	19
764	Other electrical and electronic repair shops.....	††	††	††	††	4	(D)	(D)	(D)	(D)
764, 9	Reupholstery and furniture repair.....	††	††	††	††	4	-	-	-	-
763, 9	Other repair shops and related services.....	††	††	††	††	15	(D)	(D)	(D)	(D)
78, 79	Amusement and recreation services, including motion pictures.....	††	††	††	††	12	(D)	(D)	(D)	(D)
781, 2	Motion picture production, distribution, and services.....	††	††	††	††	1	(D)	(D)	(D)	(D)
783	Motion picture theaters.....	††	††	††	††	1	(D)	(D)	(D)	(D)
792	Producers, orchestras, and entertainers.....	††	††	††	††	-	-	-	-	-
793	Bowling alleys and billiards and pool establishments.....	††	††	††	††	2	(D)	(D)	(D)	(D)
79 ex. 792, 3	Commercial sports and other amusement and recreation services.....	††	††	††	††	8	(D)	(D)	(D)	(D)
80, ex. 806	Health services, except hospitals.....	††	††	††	††	134	43 831	17 611	4 587	860
801	Offices of physicians.....	††	††	††	††	83	(D)	(D)	(D)	(D)
802	Offices of dentists.....	††	††	††	††	30	(D)	(D)	(D)	(D)
803	Offices of osteopathic physicians.....	††	††	††	††	4	-	-	-	-
8041	Offices of chiropractors.....	††	††	††	††	3	(D)	(D)	(D)	(D)
8042	Offices of optometrists.....	††	††	††	††	3	(D)	(D)	(D)	(D)
805	Nursing and personal care facilities.....	††	††	††	††	4	(D)	(D)	(D)	(D)
8049, 807, 8, 9	Other health services.....	††	††	††	††	10	3 450	1 466	341	106
81	Legal services.....	††	††	††	††	31	6 645	1 328	302	106
823, 4, 9	Selected educational services.....	††	††	††	††	2	(D)	(D)	(D)	(D)
891	Engineering, architectural, and surveying services.....	††	††	††	††	10	1 768	740	162	49
893	Accounting, auditing, and bookkeeping services.....	††	††	††	††	16	(D)	(D)	(D)	(D)
83, 892, 9	Social and other services.....	††	††	††	††	7	476	174	42	41
83	Social services.....	**	**	**	**	7	476	174	42	41
892, 9	Other services.....	**	**	**	**	-	-	-	-	-
<b>MACON</b>										
	Total.....	††	††	††	††	850	224 989	85 713	20 355	6 710
70	Hotels, motels, and other lodging places.....	††	††	††	††	16	10 897	2 733	670	396
7011	Hotels, motor hotels, and motels.....	††	††	††	††	15	(D)	(D)	(D)	(D)
7011 pt.	Hotels.....	††	††	††	††	2	(D)	(D)	(D)	(D)
7011 pt.	Motels, motor hotels, and tourist courts.....	††	††	††	††	13	(D)	(D)	(D)	(D)
702, 3, 4	Other lodging places.....	††	††	††	††	1	(D)	(D)	(D)	(D)
72	Personal services.....	††	††	††	††	114	16 353	5 767	1 440	797
721	Laundry, cleaning, and garment services.....	††	††	††	††	38	(D)	(D)	(D)	(D)
7215	Coin-operated laundries and dry cleaning.....	††	††	††	††	8	784	175	41	34
721 ex. 7215	Other laundry, cleaning, and garment services.....	††	††	††	††	30	(D)	(D)	(D)	(D)
7216	Power laundries, family and commercial*.....	**	**	**	**	3	(D)	(D)	(D)	(D)
7218	Dry-cleaning plants, except rug cleaning*.....	**	**	**	**	21	2 205	695	244	157
Other 721	Laundry and cleaning services, n.e.c.*.....	**	**	**	**	6	(D)	(D)	(D)	(D)
722	Photographic studios, portrait.....	††	††	††	††	4	595	114	29	17
723, 4	Beauty and barber shops.....	††	††	††	††	53	(D)	(D)	(D)	(D)
723	Beauty shops.....	††	††	††	††	48	(D)	(D)	(D)	(D)
724	Barber shops.....	††	††	††	††	5	160	72	20	15
725	Shoe repair, shoe shine, and hat-cleaning shops.....	††	††	††	††	4	(D)	(D)	(D)	(D)
726	Funeral service and crematories.....	††	††	††	††	8	3 902	998	244	97
729	Miscellaneous personal services.....	††	††	††	††	7	(D)	(D)	(D)	(D)
73	Business services.....	††	††	††	††	104	27 372	12 227	2 772	1 474
731	Advertising.....	††	††	††	††	4	(D)	(D)	(D)	(D)
734	Services to dwellings and other buildings.....	††	††	††	††	25	(D)	(D)	(D)	(D)
737	Computer and data processing services.....	††	††	††	††	6	2 834	938	182	55
7392	Management, consulting, and public relations services.....	††	††	††	††	14	3 769	1 523	335	155
7394	Equipment rental and leasing services.....	††	††	††	††	7	(D)	(D)	(D)	(D)
Other 73	Other business services.....	††	††	††	††	48	(D)	(D)	(D)	(D)
75	Automotive repair, services, and garages.....	††	††	††	††	106	23 597	5 741	1 340	496
751	Automotive rental and leasing, without drivers.....	††	††	††	††	11	(D)	(D)	(D)	(D)
752	Automobile parking.....	††	††	††	††	11	(D)	(D)	(D)	(D)
753	Automotive repair shops.....	††	††	††	††	75	(D)	(D)	(D)	(D)
7538	General automotive repair shops.....	††	††	††	††	24	2 752	684	137	63
7531	Top and body repair shops.....	††	††	††	††	23	(D)	(D)	(D)	(D)
7534, 5, 9	Other automotive repair shops.....	††	††	††	††	28	(D)	(D)	(D)	(D)
754	Automotive services, except repair.....	††	††	††	††	9	(D)	(D)	(D)	(D)

**Table 7. Summary Statistics for Firms Subject to Federal Income Tax for Places With 300 Establishments or More: 1982—Con.**

[For meaning of abbreviations and symbols, see introductory text. For explanation of terms and comparability of 1977 and 1982 censuses, see appendix A. For information on geographic areas followed by Δ, see appendix F.]

SIC code	Geographic area and kind of business or operation	All establishments				Establishments with payroll				
		Number	Receipts (\$1,000)	Unincorporated businesses or operations		Number	Receipts (\$1,000)	Annual payroll (\$1,000)	First quarter payroll (\$1,000)	Paid employees for pay period including March 12 (number)
				Individual proprietorships (number)	Partnerships (number)					
<b>MACON—Con.</b>										
76	Miscellaneous repair services.....	††	††	††	††	44	9 337	2 714	634	219
762	Electrical and electronic repair shops.....	††	††	††	††	18	2 205	753	165	62
7622	Radio and TV repair shops.....	††	††	††	††	6	(D)	(D)	(D)	(D)
7623, 9	Other electrical and electronic repair shops.....	††	††	††	††	12	(D)	(D)	(D)	(D)
764	Reupholstery and furniture repair.....	††	††	††	††	7	798	237	56	30
763, 9	Other repair shops and related services.....	††	††	††	††	19	6 334	1 724	413	127
78, 79	Amusement and recreation services, including motion pictures.....	††	††	††	††	29	11 053	1 808	382	205
781, 2	Motion picture production, distribution, and services.....	††	††	††	††	-	-	-	-	-
783	Motion picture theaters.....	††	††	††	††	4	(D)	(D)	(D)	(D)
792	Producers, orchestras, and entertainers.....	††	††	††	††	2	(D)	(D)	(D)	(D)
793	Bowling alleys and billiards and pool establishments.....	††	††	††	††	2	(D)	(D)	(D)	(D)
79 ex. 792, 3	Commercial sports and other amusement and recreation services.....	††	††	††	††	21	(D)	(D)	(D)	(D)
80, ex. 806	Health services, except hospitals.....	††	††	††	††	266	88 663	41 970	10 110	2 111
801	Offices of physicians.....	††	††	††	††	155	(D)	(D)	(D)	(D)
802	Offices of dentists.....	††	††	††	††	64	(D)	(D)	(D)	(D)
803	Offices of osteopathic physicians.....	††	††	††	††	-	-	-	-	-
804	Offices of chiropractors.....	††	††	††	††	7	824	133	24	17
8042	Offices of optometrists.....	††	††	††	††	4	443	114	25	12
805	Nursing and personal care facilities.....	††	††	††	††	10	8 945	4 442	1 148	721
8049, 807, 8, 9	Other health services.....	††	††	††	††	26	(D)	(D)	(D)	(D)
81	Legal services.....	††	††	††	††	76	17 806	4 415	1 039	357
823, 4, 9	Selected educational services.....	††	††	††	††	1	(D)	(D)	(D)	(D)
891	Engineering, architectural, and surveying services.....	††	††	††	††	31	(D)	(D)	(D)	(D)
893	Accounting, auditing, and bookkeeping services.....	††	††	††	††	35	7 785	2 772	637	215
83, 892, 9	Social and other services.....	††	††	††	††	28	(D)	(D)	(D)	(D)
83	Social services.....	**	**	**	**	25	1 953	848	202	164
892, 9	Other services.....	**	**	**	**	3	(D)	(D)	(D)	(D)
<b>MARIETTA</b>										
	<b>Total.....</b>	††	††	††	††	711	170 985	66 054	15 631	4 706
70	Hotels, motels, and other lodging places.....	††	††	††	††	17	(D)	(D)	(D)	(D)
7011	Hotels, motor hotels, and motels.....	††	††	††	††	15	(D)	(D)	(D)	(D)
7011 pt.	Hotels.....	††	††	††	††	3	(D)	(D)	(D)	(D)
7011 pt.	Motels, motor hotels, and tourist courts.....	††	††	††	††	12	(D)	(D)	(D)	(D)
702, 3, 4	Other lodging places.....	††	††	††	††	2	(D)	(D)	(D)	(D)
72	Personal services.....	††	††	††	††	78	12 058	4 094	960	602
721	Laundry, cleaning, and garment services.....	††	††	††	††	27	4 314	1 565	373	216
7215	Coin-operated laundries and dry cleaning.....	††	††	††	††	5	458	125	22	18
721 ex. 7215	Other laundry, cleaning, and garment services.....	††	††	††	††	22	3 856	1 440	351	198
7211	Power laundries, family and commercial*.....	**	**	**	**	2	(D)	(D)	(D)	(D)
7216	Dry-cleaning plants, except rug cleaning*.....	**	**	**	**	14	2 467	907	232	136
Other 721	Laundry and cleaning services, n.e.c.*.....	**	**	**	**	6	(D)	(D)	(D)	(D)
722	Photographic studios, portrait.....	††	††	††	††	4	(D)	(D)	(D)	(D)
723, 4	Beauty and barber shops.....	††	††	††	††	29	1 789	960	222	113
723	Beauty shops.....	††	††	††	††	28	(D)	(D)	(D)	(D)
724	Barber shops.....	††	††	††	††	1	(D)	(D)	(D)	(D)
725	Shoe repair, shoe shine, and hat-cleaning shops.....	††	††	††	††	1	(D)	(D)	(D)	(D)
726	Funeral service and crematories.....	††	††	††	††	6	1 551	334	65	32
729	Miscellaneous personal services.....	††	††	††	††	11	(D)	(D)	(D)	(D)
73	Business services.....	††	††	††	††	109	31 427	12 365	2 794	874
731	Advertising.....	††	††	††	††	3	(D)	(D)	(D)	(D)
734	Services to dwellings and other buildings.....	††	††	††	††	20	5 353	2 324	616	229
737	Computer and data processing services.....	††	††	††	††	13	2 150	805	135	33
7392	Management, consulting, and public relations services.....	††	††	††	††	13	4 017	1 547	330	134
7394	Equipment rental and leasing services.....	††	††	††	††	12	4 718	795	204	59
Other 73	Other business services.....	††	††	††	††	48	(D)	(D)	(D)	(D)
75	Automotive repair, services, and garages.....	††	††	††	††	77	17 149	4 689	1 055	391
751	Automotive rental and leasing, without drivers.....	††	††	††	††	11	3 529	509	119	36
752	Automobile parking.....	††	††	††	††	-	-	-	-	-
753	Automotive repair shops.....	††	††	††	††	52	12 133	3 671	834	280
7538	General automotive repair shops.....	††	††	††	††	20	3 536	1 027	232	89
7531	Top and body repair shops.....	††	††	††	††	8	2 060	626	176	47
7534, 5, 9	Other automotive repair shops.....	††	††	††	††	24	5 537	1 818	426	144
754	Automotive services, except repair.....	††	††	††	††	14	1 487	509	102	75

**Table 7. Summary Statistics for Firms Subject to Federal Income Tax for Places With 300 Establishments or More: 1982—Con.**

[For meaning of abbreviations and symbols, see introductory text. For explanation of terms and comparability of 1977 and 1982 censuses, see appendix A. For information on geographic areas followed by A, see appendix F.]

SIC code	Geographic area and kind of business or operation	All establishments				Establishments with payroll				
		Number	Receipts (\$1,000)	Unincorporated businesses or operations		Number	Receipts (\$1,000)	Annual payroll (\$1,000)	First quarter payroll (\$1,000)	Paid employees for pay period including March 12 (number)
				Individual proprietorships (number)	Partnerships (number)					
	<b>MARIETTA—Con.</b>									
76	Miscellaneous repair services .....	††	††	††	††	20	3 442	1 078	229	65
762	Electrical and electronic repair shops .....	††	††	††	††	5	1 411	455	112	27
7622	Radio and TV repair shops .....	††	††	††	††	2	(D)	(D)	(D)	(D)
7623, 9	Other electrical and electronic repair shops .....	††	††	††	††	3	(D)	(D)	(D)	(D)
764	Reupholstery and furniture repair .....	††	††	††	††	3	473	124	16	6
763, 9	Other repair shops and related services .....	††	††	††	††	12	1 552	499	101	30
78, 79	Amusement and recreation services, including motion pictures.....	††	††	††	††	34	8 424	1 847	411	286
781, 2	Motion picture production, distribution, and services .....	††	††	††	††	4	(D)	(D)	(D)	(D)
783	Motion picture theaters .....	††	††	††	††	3	(D)	(D)	(D)	(D)
792	Producers, orchestras, and entertainers .....	††	††	††	††	1	(D)	(D)	(D)	(D)
793	Bowling alleys and billiards and pool establishments .....	††	††	††	††	2	(D)	(D)	(D)	(D)
79 ex. 792, 3	Commercial sports and other amusement and recreation services ..	††	††	††	††	24	3 906	1 075	248	187
80, ex. 806	Health services, except hospitals .....	††	††	††	††	223	63 014	29 223	7 166	1 450
801	Offices of physicians .....	††	††	††	††	123	40 789	20 680	5 205	640
802	Offices of dentists .....	††	††	††	††	52	9 500	3 504	813	261
803	Offices of osteopathic physicians .....	††	††	††	††	1	(D)	(D)	(D)	(D)
8041	Offices of chiropractors .....	††	††	††	††	14	1 520	296	51	36
8042	Offices of optometrists .....	††	††	††	††	4	776	154	44	15
805	Nursing and personal care facilities .....	††	††	††	††	4	5 263	2 853	601	351
8049, 807, 8, 9	Other health services .....	††	††	††	††	26	5 186	1 938	452	147
81	Legal services .....	††	††	††	††	75	10 001	3 706	851	204
823, 4, 9	Selected educational services .....	††	††	††	††	5	(D)	(D)	(D)	(D)
891	Engineering, architectural, and surveying services .....	††	††	††	††	24	8 277	4 145	1 048	223
893	Accounting, auditing, and bookkeeping services .....	††	††	††	††	25	2 312	986	179	75
83, 892, 9	Social and other services .....	††	††	††	††	24	3 020	999	216	183
83	Social services .....	**	**	**	**	19	(D)	(D)	(D)	(D)
892, 9	Other services .....	**	**	**	**	5	(D)	(D)	(D)	(D)
	<b>ROME</b>									
	Total .....	††	††	††	††	342	87 029	35 994	8 710	2 672
70	Hotels, motels, and other lodging places .....	††	††	††	††	6	3 972	1 042	318	212
7011	Hotels, motor hotels, and motels .....	††	††	††	††	6	3 972	1 042	318	212
7011 pt.	Hotels .....	††	††	††	††	1	(D)	(D)	(D)	(D)
7011 pt.	Hotels, motor hotels, and tourist courts .....	††	††	††	††	5	(D)	(D)	(D)	(D)
702, 3, 4	Other lodging places .....	††	††	††	††	-	-	-	-	-
72	Personal services .....	††	††	††	††	59	(D)	(D)	(D)	(D)
721	Laundry, cleaning, and garment services .....	††	††	††	††	23	(D)	(D)	(D)	(D)
7215	Coin-operated laundries and dry cleaning .....	††	††	††	††	10	389	78	16	15
7215	Other laundry, cleaning, and garment services .....	††	††	††	††	13	(D)	(D)	(D)	(D)
7211	Power laundries, family and commercial* .....	**	**	**	**	-	-	-	-	-
7216	Dry-cleaning plants, except rug cleaning* .....	**	**	**	**	9	604	232	58	39
Other 721	Laundry and cleaning services, n.e.c.* .....	**	**	**	**	4	(D)	(D)	(D)	(D)
722	Photographic studios, portrait .....	††	††	††	††	2	(D)	(D)	(D)	(D)
723, 4	Beauty and barber shops .....	††	††	††	††	17	(D)	(D)	(D)	(D)
723	Beauty shops .....	††	††	††	††	15	778	412	107	70
724	Barber shops .....	††	††	††	††	2	(D)	(D)	(D)	(D)
725	Shoe repair, shoe shine, and hat-cleaning shops.....	††	††	††	††	3	69	13	3	7
726	Funeral service and crematories .....	††	††	††	††	9	1 632	473	107	47
723	Miscellaneous personal services .....	††	††	††	††	5	(D)	(D)	(D)	(D)
73	Business services .....	††	††	††	††	49	(D)	(D)	(D)	(D)
731	Advertising .....	††	††	††	††	3	(D)	(D)	(D)	(D)
734	Services to dwellings and other buildings .....	††	††	††	††	10	(D)	(D)	(D)	(D)
737	Computer and data processing services .....	††	††	††	††	4	1 265	326	74	19
7392	Management, consulting, and public relations services.....	††	††	††	††	6	(D)	(D)	(D)	(D)
7394	Equipment rental and leasing services .....	††	††	††	††	5	861	202	48	17
Other 73	Other business services .....	††	††	††	††	21	3 483	1 152	272	175
75	Automotive repair, services, and garages .....	††	††	††	††	37	(D)	(D)	(D)	(D)
751	Automotive rental and leasing, without drivers .....	††	††	††	††	3	2 394	356	205	61
752	Automobile parking .....	††	††	††	††	4	(D)	(D)	(D)	(D)
753	Automotive repair shops .....	††	††	††	††	26	(D)	(D)	(D)	(D)
7538	General automotive repair shops .....	††	††	††	††	9	(D)	(D)	(D)	(D)
7531	Top and body repair shops .....	††	††	††	††	4	1 206	428	104	25
7534, 5, 9	Other automotive repair shops .....	††	††	††	††	13	2 644	587	141	63
754	Automotive services, except repair .....	††	††	††	††	4	(D)	(D)	(D)	(D)

**Table 7. Summary Statistics for Firms Subject to Federal Income Tax for Places With 300 Establishments or More: 1982—Con.**

[For meaning of abbreviations and symbols, see introductory text. For explanation of terms and comparability of 1977 and 1982 censuses, see appendix A. For information on geographic areas followed by Δ, see appendix F.]

SIC code	Geographic area and kind of business or operation	All establishments				Establishments with payroll				
		Number	Receipts (\$1,000)	Unincorporated businesses or operations		Number	Receipts (\$1,000)	Annual payroll (\$1,000)	First quarter payroll (\$1,000)	Paid employees for pay period including March 12 (number)
				Individual proprietorships (number)	Partnerships (number)					
<b>ROME—Con.</b>										
76	Miscellaneous repair services.....	††	††	††	††	16	2 054	711	160	67
762	Electrical and electronic repair shops.....	††	††	††	††	4	(D)	(D)	(D)	(D)
7622	Radio and TV repair shops.....	††	††	††	††	1	(D)	(D)	(D)	(D)
7623, 9	Other electrical and electronic repair shops.....	††	††	††	††	3	359	106	24	10
764	Reupholstery and furniture repair.....	††	††	††	††	2	(D)	(D)	(D)	(D)
763, 9	Other repair shops and related services.....	††	††	††	††	10	1 420	506	114	45
78, 79	Amusement and recreation services, including motion pictures.....	††	††	††	††	16	(D)	(D)	(D)	(D)
781, 2	Motion picture production, distribution, and services.....	††	††	††	††	-	-	-	-	-
783	Motion picture theaters.....	††	††	††	††	7	(D)	(D)	(D)	(D)
792	Producers, orchestras, and entertainers.....	††	††	††	††	-	-	-	-	-
793	Bowling alleys and billiards and pool establishments.....	††	††	††	††	1	(D)	(D)	(D)	(D)
79 ex. 792, 3	Commercial sports and other amusement and recreation services.....	††	††	††	††	8	(D)	(D)	(D)	(D)
80, ex. 806	Health services, except hospitals.....	††	††	††	††	111	(D)	(D)	(D)	(D)
801	Offices of physicians.....	††	††	††	††	53	(D)	(D)	(D)	(D)
802	Offices of dentists.....	††	††	††	††	25	(D)	(D)	(D)	(D)
803	Offices of osteopathic physicians.....	††	††	††	††	-	-	-	-	-
8041	Offices of chiropractors.....	††	††	††	††	4	475	111	23	10
8042	Offices of optometrists.....	††	††	††	††	9	1 575	495	121	22
805	Nursing and personal care facilities.....	††	††	††	††	4	4 024	2 033	486	291
8049, 807, 8, 9	Other health services.....	††	††	††	††	16	3 840	2 070	522	175
81	Legal services.....	††	††	††	††	21	4 729	904	204	78
823, 4, 9	Selected educational services.....	††	††	††	††	1	(D)	(D)	(D)	(D)
891	Engineering, architectural, and surveying services.....	††	††	††	††	5	1 189	621	154	44
893	Accounting, auditing, and bookkeeping services.....	††	††	††	††	14	2 311	911	243	90
83, 892, 9	Social and other services.....	††	††	††	††	7	(D)	(D)	(D)	(D)
83	Social services.....	**	**	**	**	7	(D)	(D)	(D)	(D)
892, 9	Other services.....	**	**	**	**	-	-	-	-	-
<b>SAVANNAH</b>										
	Total.....	††	††	††	††	1 070	291 780	118 801	29 510	8 750
70	Hotels, motels, and other lodging places.....	††	††	††	††	29	38 118	10 405	2 238	1 293
7011	Hotels, motor hotels, and motels.....	††	††	††	††	27	(D)	(D)	(D)	(D)
7011 pt.	Hotels.....	††	††	††	††	12	28 670	8 595	1 839	1 026
7011 pt.	Motels, motor hotels, and tourist courts.....	††	††	††	††	12	(D)	(D)	(D)	(D)
702, 3, 4	Other lodging places.....	††	††	††	††	2	(D)	(D)	(D)	(D)
72	Personal services.....	††	††	††	††	146	20 844	8 242	2 044	1 033
721	Laundry, cleaning, and garment services.....	††	††	††	††	42	9 499	3 876	971	412
7215	Coin-operated laundries and dry cleaning.....	††	††	††	††	12	(D)	(D)	(D)	(D)
721 ex. 7215	Other laundry, cleaning, and garment services.....	††	††	††	††	30	(D)	(D)	(D)	(D)
7211	Power laundries, family and commercial*.....	**	**	**	**	3	(D)	(D)	(D)	(D)
7216	Dry-cleaning plants, except rug cleaning*.....	**	**	**	**	16	(D)	(D)	(D)	(D)
Other 721	Laundry and cleaning services, n.e.c.*.....	**	**	**	**	11	(D)	(D)	(D)	(D)
722	Photographic studios, portrait.....	††	††	††	††	9	2 529	1 062	259	152
723, 4	Beauty and barber shops.....	††	††	††	††	67	3 448	1 581	393	239
7231	Beauty shops.....	††	††	††	††	61	3 043	1 370	343	208
724	Barber shops.....	††	††	††	††	6	405	211	50	31
725	Shoe repair, shoe shine, and hat-cleaning shops.....	††	††	††	††	2	(D)	(D)	(D)	(D)
726	Funeral service and crematories.....	††	††	††	††	7	3 243	1 075	211	67
729	Miscellaneous personal services.....	††	††	††	††	19	(D)	(D)	(D)	(D)
73	Business services.....	††	††	††	††	179	39 754	16 205	3 917	1 923
731	Advertising.....	††	††	††	††	10	(D)	(D)	(D)	(D)
734	Services to dwellings and other buildings.....	††	††	††	††	35	6 650	3 418	800	616
737	Computer and data processing services.....	††	††	††	††	11	(D)	(D)	(D)	(D)
7392	Management, consulting, and public relations services.....	††	††	††	††	29	(D)	(D)	(D)	(D)
7394	Equipment rental and leasing services.....	††	††	††	††	26	5 580	1 466	289	31
Other 73	Other business services.....	††	††	††	††	74	17 088	7 710	1 811	931
75	Automotive repair, services, and garages.....	††	††	††	††	81	15 074	4 554	1 046	389
751	Automotive rental and leasing, without drivers.....	††	††	††	††	7	(D)	(D)	(D)	(D)
752	Automobile parking.....	††	††	††	††	2	(D)	(D)	(D)	(D)
753	Automotive repair shops.....	††	††	††	††	69	13 317	4 135	927	358
7538	General automotive repair shops.....	††	††	††	††	26	4 343	1 411	306	123
7531	Top and body repair shops.....	††	††	††	††	16	(D)	(D)	(D)	(D)
7534, 5, 9	Other automotive repair shops.....	††	††	††	††	27	(D)	(D)	(D)	(D)
754	Automotive services, except repair.....	††	††	††	††	3	(D)	(D)	(D)	(D)

**Table 7. Summary Statistics for Firms Subject to Federal Income Tax for Places With 300 Establishments or More: 1982—Con.**

[For meaning of abbreviations and symbols, see introductory text. For explanation of terms and comparability of 1977 and 1982 censuses, see appendix A. For information on geographic areas followed by Δ, see appendix F.]

SIC code	Geographic area and kind of business or operation	All establishments				Establishments with payroll				
		Number	Receipts (\$1,000)	Unincorporated businesses or operations		Number	Receipts (\$1,000)	Annual payroll (\$1,000)	First quarter payroll (\$1,000)	Paid employees for pay period including March 12 (number)
				Individual proprietorships (number)	Partnerships (number)					
<b>SAVANNAH—Con.</b>										
76	Miscellaneous repair services.....	††	††	††	††	55	16 794	5 456	1 311	377
762	Electrical and electronic repair shops.....	††	††	††	††	17	4 597	1 280	285	86
7622	Radio and TV repair shops.....	††	††	††	††	9	(D)	(D)	(D)	(D)
7623, 9	Other electrical and electronic repair shops.....	††	††	††	††	8	(D)	(D)	(D)	(D)
764	Reupholstery and furniture repair.....	††	††	††	††	11	1 096	374	89	37
763, 9	Other repair shops and related services.....	††	††	††	††	27	11 111	3 802	927	254
78, 79	Amusement and recreation services, including motion pictures... ..	††	††	††	††	43	14 452	3 393	726	464
781, 2	Motion picture production, distribution, and services.....	††	††	††	††	4	(D)	(D)	(D)	(D)
783	Motion picture theaters.....	††	††	††	††	6	(D)	(D)	(D)	(D)
792	Producers, orchestras, and entertainers.....	††	††	††	††	5	(D)	(D)	(D)	(D)
793	Bowling alleys and billiards and pool establishments.....	††	††	††	††	4	(D)	(D)	(D)	(D)
79 ex. 792, 3	Commercial sports and other amusement and recreation services ..	††	††	††	††	24	8 885	2 276	464	259
80, ex. 806	Health services, except hospitals.....	††	††	††	††	289	94 889	49 867	13 134	2 060
801	Offices of physicians.....	††	††	††	††	167	68 438	38 555	10 464	1 126
802	Offices of dentists.....	††	††	††	††	65	12 603	5 216	1 241	327
803	Offices of osteopathic physicians.....	††	††	††	††	-	-	-	(D)	-
8041	Offices of chiropractors.....	††	††	††	††	7	(D)	(D)	(D)	(D)
8042	Offices of optometrists.....	††	††	††	††	10	(D)	(D)	(D)	(D)
805	Nursing and personal care facilities.....	††	††	††	††	4	4 103	2 227	503	310
8049, 807, 8, 9	Other health services.....	††	††	††	††	36	(D)	(D)	(D)	(D)
81	Legal services.....	††	††	††	††	128	24 011	8 958	1 962	485
823, 4, 9	Selected educational services.....	††	††	††	††	2	(D)	(D)	(D)	(D)
891	Engineering, architectural, and surveying services.....	††	††	††	††	46	15 121	6 799	1 930	290
893	Accounting, auditing, and bookkeeping services.....	††	††	††	††	45	7 029	3 028	747	200
83, 892, 9	Social and other services.....	††	††	††	††	27	(D)	(D)	(D)	(D)
83	Social services.....	..	..	..	..	27	(D)	(D)	(D)	(D)
892, 9	Other services.....	..	..	..	..	-	(D)	(D)	(D)	(D)
<b>VALDOSTA</b>										
	Total.....	††	††	††	††	349	73 444	27 439	6 543	2 294
70	Hotels, motels, and other lodging places.....	††	††	††	††	15	8 375	2 008	522	379
7011	Hotels, motor hotels, and motels.....	††	††	††	††	15	(D)	(D)	(D)	(D)
7011 pt.	Hotels.....	††	††	††	††	4	(D)	(D)	(D)	(D)
7011 pt.	Motels, motor hotels, and tourist courts.....	††	††	††	††	11	(D)	(D)	(D)	(D)
702, 3, 4	Other lodging places.....	††	††	††	††	-	-	-	-	-
72	Personal services.....	††	††	††	††	42	3 002	1 043	236	156
721	Laundry, cleaning, and garment services.....	††	††	††	††	15	(D)	(D)	(D)	(D)
7215	Coin-operated laundries and dry cleaning.....	††	††	††	††	5	(D)	(D)	(D)	(D)
721 ex. 7215	Other laundry, cleaning, and garment services.....	††	††	††	††	10	(D)	(D)	(D)	(D)
7211	Power laundries, family and commercial.....	..	..	..	..	-	-	-	(D)	-
7216	Dry-cleaning plants, except rug cleaning*.....	..	..	..	..	6	(D)	(D)	11	(D)
Other 721	Laundry and cleaning services, n.e.c.*.....	..	..	..	..	4	86	39	-	9
722	Photographic studios, portrait.....	††	††	††	††	3	127	25	5	5
723, 4	Beauty and barber shops.....	††	††	††	††	12	558	334	75	42
723	Beauty shops.....	††	††	††	††	12	558	334	75	42
724	Barber shops.....	††	††	††	††	-	-	-	-	-
725	Shoe repair, shoe shine, and hat-cleaning shops.....	††	††	††	††	-	-	-	-	-
726	Funeral service and crematories.....	††	††	††	††	4	(D)	(D)	(D)	(D)
729	Miscellaneous personal services.....	††	††	††	††	8	244	105	33	23
73	Business services.....	††	††	††	††	51	9 048	2 790	647	312
731	Advertising.....	††	††	††	††	3	(D)	(D)	(D)	(D)
734	Services to dwellings and other buildings.....	††	††	††	††	17	(D)	(D)	(D)	(D)
737	Computer and data processing services.....	††	††	††	††	1	(D)	(D)	(D)	(D)
7392	Management, consulting, and public relations services.....	††	††	††	††	5	188	86	15	13
7394	Equipment rental and leasing services.....	††	††	††	††	8	(D)	(D)	(D)	(D)
Other 73	Other business services.....	††	††	††	††	17	(D)	(D)	(D)	(D)
75	Automotive repair, services, and garages.....	††	††	††	††	46	6 306	1 338	286	138
751	Automotive rental and leasing, without drivers.....	††	††	††	††	3	1 337	187	48	16
752	Automobile parking.....	††	††	††	††	1	(D)	(D)	(D)	(D)
753	Automotive repair shops.....	††	††	††	††	40	(D)	(D)	(D)	(D)
7539	General automotive repair shops.....	††	††	††	††	11	1 085	259	51	24
7531	Top and body repair shops.....	††	††	††	††	7	(D)	(D)	(D)	(D)
7534, 5, 9	Other automotive repair shops.....	††	††	††	††	22	(D)	(D)	(D)	(D)
754	Automotive services, except repair.....	††	††	††	††	2	(D)	(D)	(D)	(D)

**Table 7. Summary Statistics for Firms Subject to Federal Income Tax for Places With 300 Establishments or More: 1982—Con.**

[For meaning of abbreviations and symbols, see introductory text. For explanation of terms and comparability of 1977 and 1982 censuses, see appendix A. For information on geographic areas followed by Δ, see appendix F]

SIC code	Geographic area and kind of business or operation	All establishments				Establishments with payroll				
		Number	Receipts (\$1,000)	Unincorporated businesses or operations		Number	Receipts (\$1,000)	Annual payroll (\$1,000)	First quarter payroll (\$1,000)	Paid employees for pay period including March 12 (number)
				Individual proprietorships (number)	Partnerships (number)					
	<b>VALDOSTA—Con.</b>									
76	Miscellaneous repair services .....	††	††	††	††	15	2 013	534	118	54
762	Electrical and electronic repair shops .....	††	††	††	††	7	(D)	(D)	(D)	(D)
7622, 9	Radio and TV repair shops .....	††	††	††	††	3	177	56	11	6
7623, 9	Other electrical and electronic repair shops .....	††	††	††	††	4	(D)	(D)	(D)	(D)
764	Reupholstery and furniture repair .....	††	††	††	††	3	(D)	(D)	(D)	(D)
763, 9	Other repair shops and related services .....	††	††	††	††	5	(D)	(D)	(D)	(D)
78, 79	Amusement and recreation services, including motion pictures .....	††	††	††	††	12	3 420	643	145	118
781, 2	Motion picture production, distribution, and services .....	††	††	††	††	1	(D)	(D)	(D)	(D)
783	Motion picture theaters .....	††	††	††	††	3	(D)	(D)	(D)	(D)
792	Producers, orchestras, and entertainers .....	††	††	††	††	-	-	-	-	(D)
793	Bowling alleys and billiards and pool establishments .....	††	††	††	††	2	(D)	(D)	(D)	(D)
79 ex. 792, 3	Commercial sports and other amusement and recreation services .....	††	††	††	††	6	1 549	276	58	56
80, ex. 806	Health services, except hospitals .....	††	††	††	††	110	29 937	14 991	3 639	862
801	Offices of physicians .....	††	††	††	††	58	(D)	(D)	(D)	(D)
802	Offices of dentists .....	††	††	††	††	28	(D)	(D)	(D)	(D)
803	Offices of osteopathic physicians .....	††	††	††	††	-	-	-	-	-
8041	Offices of chiropractors .....	††	††	††	††	3	403	61	15	9
8042	Offices of optometrists .....	††	††	††	††	4	351	72	17	8
805	Nursing and personal care facilities .....	††	††	††	††	4	(D)	(D)	(D)	(D)
8049, 807, 8, 9	Other health services .....	††	††	††	††	13	3 115	1 206	251	93
81	Legal services .....	††	††	††	††	19	4 134	825	184	71
823, 4, 9	Selected educational services .....	††	††	††	††	1	(D)	(D)	(D)	(D)
891	Engineering, architectural, and surveying services .....	††	††	††	††	13	2 704	1 252	320	72
893	Accounting, auditing, and bookkeeping services .....	††	††	††	††	19	(D)	(D)	(D)	(D)
83, 892, 9	Social and other services .....	††	††	††	††	6	(D)	(D)	(D)	(D)
83	Social services .....	..	..	..	..	6	(D)	(D)	(D)	(D)
892, 9	Other services .....	..	..	..	..	-	-	-	-	-

**Table 8. Summary Statistics for Firms Subject to Federal Income Tax for Counties and for Places With 2,500 Inhabitants or More: 1982**

[For meaning of abbreviations and symbols, see introductory text. For explanation of terms and comparability of 1977 and 1982 censuses, see appendix A. For information on geographic areas followed by A, see appendix F.]

Geographic area	All establishments				Selected kind-of-business or operation groups										Legal services (SIC 80, ex. 806)			
	Num-ber	Receipts (\$1,000)	Unincorporated businesses or operations		Total	Paid for pay-ment of employees March 12 (no.)	First quarter payroll (\$1,000)	Hotels, motels, and other lodgings (SIC 70)		Automotive repair, services, and parts (SIC 75)		Amusement and recreation, including motion pictures (SIC 78, 79)		Health services except hospitals (SIC 80, ex. 806)		Receipts (\$1,000)	Num-ber	
			Receipts (\$1,000)	Partnerships (no.)				Num-ber	Receipts (\$1,000)	Num-ber	Receipts (\$1,000)	Num-ber	Receipts (\$1,000)	Num-ber				Receipts (\$1,000)
Georgia.....	11	8 794 955	3 239 879	774 504	242 830	774 504	242 830	810	763 360	2 825	766 191	1 184	396 254	7 540	2 093 664	2 526	608 021	
Appling County.....	11	49	(D)	(D)	(D)	(D)	(D)	2	(D)	7	3 774	3	227	13	2 227	4	240	
Bakley.....	11	49	(D)	(D)	(D)	(D)	(D)	2	(D)	7	3 774	3	227	13	2 227	4	240	
Balance of county.....	11	-	-	-	-	-	-	-	-	-	-	-	-	-	-	-	-	
Atkinson County.....	11	7	726	133	36	36	22	2	(D)	2	425	2	(D)	1	(D)	-	(D)	
Bless County.....	11	35	4 056	1 447	168	168	168	2	(D)	6	425	1	(D)	7	1 670	2	(D)	
Alma.....	11	30	3 983	1 426	184	184	184	1	(D)	5	(D)	1	(D)	7	1 970	2	(D)	
Balance of county.....	11	5	73	21	6	6	6	1	(D)	1	(D)	-	-	-	-	-	(D)	
Baker County.....	11	2	(D)	(D)	(D)	(D)	(D)	-	(D)	1	(D)	-	-	-	-	1	(D)	
Baldwin County.....	11	155	24 695	9 048	873	2 112	873	6	(D)	18	3 961	7	748	48	11 086	15	1 632	
Milldegeville.....	11	14	1 178	453	123	123	123	6	(D)	17	(D)	6	(D)	44	(D)	15	1 632	
Balance of county.....	11	14	2 814	1 025	291	291	185	1	(D)	1	(D)	1	(D)	4	(D)	-	-	
Bankes County.....	11	16	4 446	1 433	303	303	198	5	2 468	1	(D)	-	-	3	(D)	3	(D)	
Barrow County.....	11	69	8 610	3 543	349	349	349	2	(D)	10	611	3	(D)	14	4 152	5	636	
Winder.....	11	61	8 032	3 431	752	335	2	(D)	(D)	9	(D)	3	(D)	13	(D)	5	636	
Balance of county.....	11	8	578	112	14	14	14	1	(D)	1	(D)	-	-	1	(D)	-	(D)	
Barrow County.....	11	139	22 141	6 532	731	1 632	731	11	(D)	18	1 818	7	512	28	5 173	17	1 465	
Cartersville.....	11	115	15 122	4 985	531	1 222	531	5	1 770	14	1 487	7	512	28	5 173	16	(D)	
Balance of county.....	11	24	7 019	1 537	410	200	200	6	331	4	(D)	-	-	4	(D)	1	(D)	
Ben Hill County.....	11	65	10 814	3 805	876	410	410	4	219	9	1 036	3	(D)	18	5 295	4	790	
Fitzgerald (part) A.....	11	59	9 371	3 466	785	382	28	4	219	3	(D)	-	-	17	(D)	4	790	
Balance of county.....	11	6	1 443	319	91	91	28	1	(D)	3	(D)	-	-	1	(D)	-	(D)	
Berrien County.....	11	37	4 100	1 551	414	182	1	(D)	(D)	6	392	1	(D)	11	1 995	5	451	
Nashville.....	11	33	3 815	1 463	401	156	6	1	(D)	3	(D)	-	-	11	1 995	5	451	
Balance of county.....	11	4	295	68	13	13	6	1	(D)	3	(D)	-	-	1	(D)	-	(D)	
Bibb County.....	11	906	239 975	90 948	21 515	7 264	21 515	21	13 766	117	25 837	34	11 947	277	94 153	76	17 806	
Macon (part) A.....	11	850	224 869	85 713	20 355	6 710	16	10 897	10 897	106	23 597	29	11 053	266	88 663	76	17 806	
Balance of county.....	11	56	14 886	5 235	1 160	554	5	2 869	2 869	11	2 240	5	894	11	5 480	4	304	
Bleckley County.....	11	35	4 034	1 304	310	145	145	7	528	1	(D)	1	(D)	8	2 205	4	304	
Cochran.....	11	26	3 453	1 179	280	122	23	2	(D)	2	(D)	-	-	8	2 205	4	304	
Balance of county.....	11	9	561	125	30	30	23	1	(D)	5	(D)	-	-	1	(D)	-	(D)	
Brantley County.....	11	8	229	48	12	12	12	7	5 922	2	(D)	-	-	2	(D)	1	(D)	
Brooks County.....	11	42	5 018	2 264	507	313	313	1	(D)	8	747	1	(D)	13	2 122	3	146	
Quitman.....	11	36	4 828	2 202	493	300	300	1	(D)	2	(D)	-	-	11	(D)	3	146	
Balance of county.....	11	6	190	62	14	14	14	2	(D)	2	(D)	-	-	2	(D)	-	(D)	
Bryan County.....	11	18	6 341	1 212	266	185	7	5 922	5 922	2	(D)	-	-	2	(D)	1	(D)	
Bulloch County.....	11	162	28 212	9 577	2 118	980	9	2 640	2 640	17	1 652	10	1 173	47	13 682	10	1 922	
Waynes.....	11	112	1 121	350	2 72	927	27	2 640	2 640	13	307	10	1 173	44	13 682	10	1 922	
Balance of county.....	11	12	121	350	72	27	27	1	(D)	3	307	1	(D)	1	(D)	-	(D)	
Burke County.....	11	48	6 361	2 375	585	369	3	(D)	(D)	7	1 365	1	(D)	12	2 978	4	268	
Waynes.....	11	45	5 961	2 060	491	295	3	(D)	(D)	6	(D)	-	-	11	(D)	4	268	
Balance of county.....	11	3	920	385	84	54	3	(D)	(D)	1	(D)	-	-	1	(D)	-	(D)	
Butts County.....	11	48	4 251	1 301	384	164	164	2	600	2	(D)	-	-	13	1 536	4	418	
Jackson.....	11	39	3 941	1 312	315	151	151	1	(D)	2	(D)	-	-	12	(D)	4	418	
Balance of county.....	11	9	310	78	19	19	13	1	(D)	3	(D)	-	-	1	(D)	-	(D)	
Calhoun County.....	11	12	783	264	73	38	1	(D)	(D)	2	(D)	-	-	2	(D)	2	(D)	
Camden County.....	11	51	18 429	6 398	1 447	505	5	711	711	4	(D)	-	-	14	1 714	8	570	
St. Marys.....	11	32	16 804	6 041	1 370	448	1	448	448	1	(D)	-	-	11	1 714	6	(D)	
Balance of county.....	11	1	1 625	357	77	57	4	(D)	(D)	3	(D)	-	-	3	253	2	(D)	







Table 8. Summary Statistics for Firms Subject to Federal Income Tax for Counties and for Places With 2,500 Inhabitants or More: 1982—Con.

[For meaning of abbreviations and symbols, see introductory text. For explanation of terms and comparability of 1977 and 1982 censuses, see appendix A. For information on geographic areas followed by Δ, see appendix F.]

Geographic area	All establishments			Total				Establishments with payroll								Selected kind-of-business or operation groups		
	Num-ber	Receipts (\$1,000)	Partnerships (No.)	Num-ber	Receipts (\$1,000)	First quarter payroll (\$1,000)	Paid employer for period including March (No.)	Hotels, motels, and other lodging places (SIC 70)		Automotive repair, services, and garages (SIC 75)		Amusement and recreation services, including motion (SIC 73, 79)		Health services, except hospitals (SIC 80, 86, 806)		Legal services (SIC 81)		
								Num-ber	Receipts (\$1,000)	Num-ber	Receipts (\$1,000)	Num-ber	Receipts (\$1,000)	Num-ber	Receipts (\$1,000)	Num-ber	Receipts (\$1,000)	Num-ber
Georgia—Con.																		
Elbert County	††	††	††	63	10 104	799	358	2	(D)	8	1 022	3	(D)	11	3 708	6	746	
Elberton	††	††	††	62	(D)	(D)	(D)	2	1 022	8	(D)	3	(D)	11	3 708	6	746	
Balance of county	††	††	††	1	(D)	(D)	(D)	-	-	-	-	-	-	-	-	-	-	
Emmanuel County	††	††	††	75	9 609	723	313	3	379	10	(D)	2	(D)	19	3 354	8	815	
Swainsboro	††	††	††	68	(D)	(D)	(D)	3	379	10	(D)	2	(D)	17	(D)	8	815	
Balance of county	††	††	††	7	(D)	(D)	(D)	-	-	-	-	-	-	2	(D)	-	-	
Evans County	††	††	††	38	6 205	508	230	3	175	3	(D)	3	138	14	3 800	1	(D)	
Claxton	††	††	††	32	6 032	499	225	3	175	3	(D)	3	138	14	3 800	1	(D)	
Balance of county	††	††	††	4	173	9	5	-	-	-	-	-	-	-	-	-	-	
Fannin County	††	††	††	39	3 815	1 167	280	1	(D)	4	122	3	275	13	1 371	4	370	
Fayette County	††	††	††	122	12 354	4 347	406	-	-	15	1 963	7	424	25	4 961	7	373	
Fayetteville	††	††	††	66	7 038	2 529	224	-	-	10	828	3	65	19	3 876	5	373	
Peachtree City	††	††	††	23	3 198	1 300	66	-	-	2	(D)	2	(D)	4	(D)	1	(D)	
Balance of county	††	††	††	33	3 396	1 286	116	-	-	3	(D)	2	(D)	4	(D)	1	(D)	
Floyd County	††	††	††	359	68 563	36 698	8 867	7	7 918	39	7 918	17	2 852	114	40 554	21	4 729	
Rome	††	††	††	342	87 029	35 994	8 710	6	3 972	37	(D)	16	(D)	111	(D)	21	4 729	
Balance of county	††	††	††	17	1 534	704	157	1	(D)	2	(D)	1	(D)	3	(D)	-	-	
Forsyth County	††	††	††	86	12 172	3 747	901	335	-	17	1 891	7	(D)	19	3 658	8	1 006	
Franklin County	††	††	††	46	7 466	1 920	468	180	(D)	7	2 420	1	(D)	12	2 295	4	280	
Fulton County	††	††	††	5 907	3 040 390	1 140 527	274 357	74 488	317 309	472	216 860	218	107 540	1 512	410 870	718	339 037	
Alpharetta	††	††	††	40	8 097	2 482	189	189	-	2	(D)	1	(D)	11	1 458	2	(D)	
Atlanta (part) Δ	††	††	††	4 138	278 591	69 902	208 226	55 294	218 280	345	2 (D)	195	(D)	988	257 916	622	319 006	
East Point	††	††	††	259	106 246	38 130	6 935	2 929	28 668	44	28 668	4	245	108	29 615	8	1 332	
Fairburn	††	††	††	28	3 554	1 293	148	148	(D)	4	28 668	4	245	10	2 396	2	(D)	
Hapeville	††	††	††	79	45 991	17 197	4 004	1 665	7 918	13	10 287	2	(D)	10	2 973	6	469	
Union City	††	††	††	222	3 649	1 131	323	1 131	12 970	14	12 970	13	4 097	55	12 353	14	1 456	
Balance of county	††	††	††	1 020	498 050	192 431	46 054	11 615	48 927	32	19 332	36	5 804	320	98 748	63	16 264	
Gilmer County	††	††	††	30	3 345	1 115	247	103	(D)	4	554	1	(D)	7	1 316	3	255	
Glascock County	††	††	††	3	(D)	(D)	(D)	(D)	-	1	(D)	-	-	2	(D)	-	-	
Glynn County	††	††	††	384	119 316	42 288	9 987	2 839	5 494	25	5 494	17	3 284	114	25 970	36	6 171	
Brunswick	††	††	††	279	67 351	23 080	5 598	3 039	11 467	28	5 494	9	1 657	88	21 442	33	5 855	
Balance of county	††	††	††	105	51 965	19 208	4 269	1 800	(D)	3	452	8	1 627	26	4 528	3	316	
Gordon County	††	††	††	98	20 880	6 449	1 447	757	4 811	13	2 612	6	610	22	5 068	10	1 120	
Lawrenceville	††	††	††	20	3 389	1 216	130	130	(D)	1	(D)	2	(D)	9	(D)	1	(D)	
Balance of county	††	††	††	20	3 389	1 216	130	130	(D)	1	(D)	2	(D)	9	(D)	1	(D)	
Grady County	††	††	††	62	7 797	2 167	523	264	-	11	1 391	2	(D)	12	2 726	4	337	
Cairo	††	††	††	54	5 860	1 392	319	159	-	9	(D)	2	(D)	11	(D)	4	337	
Balance of county	††	††	††	8	1 937	775	204	105	-	2	(D)	1	(D)	1	(D)	-	-	
Greene County	††	††	††	30	3 528	1 177	279	146	(D)	6	175	1	(D)	8	1 660	3	180	
Greensboro	††	††	††	20	1 950	630	150	75	(D)	4	(D)	1	(D)	5	1 660	3	180	
Balance of county	††	††	††	10	1 578	540	75	75	(D)	2	(D)	1	(D)	3	(D)	-	-	



**Table 8. Summary Statistics for Firms Subject to Federal Income Tax for Counties and for Places With 2,500 Inhabitants or More: 1982—Con.**

[For meaning of abbreviations and symbols, see introductory text. For explanation of terms and comparability of 1977 and 1982 censuses, see appendix A. For information on geographic areas followed by Δ, see appendix F.]

Geographic area	All establishments			Establishments with payroll										Selected kind-of-business or operation groups			
	Num-ber	Receipts (\$1,000)	Unincorporated businesses or operators	Total		Hotels, motels, and lodging places (SIC 70)		Automotive repair, service, and garages (SIC 75)		Amusement and recreation services, including motion pictures (SIC 79, 79)		Health services, except hospitals (SIC 80, ex. 806)		Legal services (SIC 81)			
				Num-ber	Annual payroll (\$1,000)	Num-ber	Receipts (\$1,000)	Num-ber	Receipts (\$1,000)	Num-ber	Receipts (\$1,000)	Num-ber	Receipts (\$1,000)	Num-ber	Receipts (\$1,000)	Num-ber	Receipts (\$1,000)
<b>Georgia—Con.</b>																	
Jenkins County	11	11	11	1 008	246	104	(D)	5	581	1	(D)	9	(D)	5	1 169	5	266
Blount County	11	11	11	(D)	(D)	(D)	(D)	4	(D)	1	(D)	1	(D)	1	1 169	1	286
Balance of county	11	11	11	(D)	(D)	(D)	(D)	1	(D)	1	(D)	1	(D)	1	(D)	1	(D)
Johnson County	19	11	11	777	190	95	-	-	-	-	-	2	(D)	2	(D)	2	(D)
Wilkes County	11	11	11	669	114	70	-	-	-	-	-	1	(D)	1	(D)	1	(D)
Balance of county	9	11	11	84	19	17	-	-	-	-	-	1	(D)	1	(D)	1	(D)
Jones County	14	11	11	962	232	129	1	(D)	-	-	-	5	(D)	2	(D)	2	(D)
Balance of county	14	11	11	962	232	129	1	(D)	-	-	-	5	(D)	2	(D)	2	(D)
Lane County	29	11	11	933	268	163	2	(D)	3	(D)	1	8	(D)	4	1 847	4	211
Wilkes County	21	11	11	(D)	(D)	(D)	2	(D)	1	(D)	1	8	(D)	4	1 847	4	211
Balance of county	2	11	11	(D)	(D)	(D)	2	(D)	1	(D)	1	8	(D)	4	1 847	4	211
Lake County	11	11	11	946	72	44	-	-	-	-	-	3	(D)	1	(D)	1	(D)
Lakeland	12	11	11	(D)	(D)	(D)	-	-	-	-	-	3	(D)	1	(D)	1	(D)
Balance of county	2	11	11	(D)	(D)	(D)	-	-	-	-	-	3	(D)	1	(D)	1	(D)
Laurens County	177	11	11	10 705	2 501	1 021	6	(D)	28	2 802	8	54	(D)	14	15 646	14	1 376
Dublin	163	11	11	10 425	2 441	986	6	(D)	22	2 226	6	54	(D)	14	15 646	14	1 376
East Dublin	6	11	11	164	32	15	-	-	5	(D)	2	1	(D)	-	-	-	-
Balance of county	8	11	11	116	28	20	-	-	1	(D)	2	1	(D)	-	-	-	-
Lee County	7	11	11	320	33	16	-	-	2	(D)	2	1	(D)	1	(D)	1	(D)
Liberty County	75	11	11	4 714	985	515	2	(D)	10	1 395	4	11	(D)	7	3 964	7	1 519
Kennesaw	51	11	11	1 975	487	230	1	(D)	6	1 166	4	18	(D)	4	467	4	1 010
Balance of county	24	11	11	2 739	539	295	1	(D)	4	1 82	3	3	(D)	3	467	3	1 010
Lincoln County	15	11	11	191	60	34	1	(D)	3	232	1	1	(D)	1	(D)	1	(D)
Long County	3	11	11	41	13	7	-	-	1	(D)	1	1	(D)	1	(D)	1	(D)
Lowndes County	398	11	11	30 365	7 267	2 608	21	(D)	55	8 340	16	110	(D)	19	31 319	19	4 134
Valdosta	349	11	11	27 439	6 543	2 294	15	(D)	48	6 306	12	115	(D)	15	29 937	15	4 134
Balance of county	49	11	11	2 926	724	314	6	(D)	9	2 034	4	5	(D)	5	1 382	5	1 382
Lumpkin County	29	11	11	1 251	275	143	3	(D)	3	(D)	1	9	(D)	3	1 111	3	1 111
Dalhousie	24	11	11	1 159	272	142	2	(D)	1	(D)	1	9	(D)	3	1 111	3	1 111
Balance of county	5	11	11	92	3	1	-	-	1	(D)	1	1	(D)	1	2 069	1	2 069
McDuffie County	81	11	11	9 289	721	356	2	(D)	13	937	6	20	(D)	10	3 938	10	813
Thomson	65	11	11	2 579	581	297	2	(D)	6	642	3	19	(D)	10	3 938	10	813
Balance of county	16	11	11	598	140	59	-	-	7	295	3	1	(D)	1	(D)	1	(D)
McIntosh County	12	11	11	4 333	773	189	4	(D)	1	(D)	1	15	(D)	2	(D)	2	(D)
Macon County	37	11	11	3 647	987	515	-	-	2	(D)	2	15	(D)	3	6 219	3	362
Montezuma	31	11	11	3 556	884	462	-	-	1	(D)	1	15	(D)	3	6 219	3	362
Balance of county	6	11	11	391	83	52	-	-	1	(D)	1	2	(D)	1	(D)	1	(D)
Madison County	31	11	11	945	198	117	1	(D)	5	431	1	5	(D)	4	1 315	4	165
Marion County	7	11	11	640	135	63	-	-	1	(D)	1	5	(D)	1	1 304	1	(D)
Meriwether County	46	11	11	2 241	542	245	1	(D)	2	919	2	12	(D)	7	3 202	7	265
Manchester (part) Δ	25	11	11	3 02	309	125	-	-	2	(D)	1	6	(D)	3	1 780	3	265
Balance of county	21	11	11	839	233	120	1	(D)	3	(D)	1	4	(D)	4	1 422	4	164
Miller County	18	11	11	431	97	46	-	-	2	(D)	2	5	(D)	2	543	2	(D)
Mitchell County	68	11	11	2 808	629	335	5	(D)	7	1 183	4	12	(D)	9	3 856	9	771
Camilla	27	11	11	2 187	489	248	3	(D)	5	(D)	1	7	(D)	5	2 820	5	629
Balance of county	27	11	11	621	140	87	1	(D)	1	(D)	1	5	(D)	4	536	4	142
Balance of county	21	11	11	95	21	21	-	-	1	(D)	2	1	(D)	2	536	2	142

**Table 8. Summary Statistics for Firms Subject to Federal Income Tax for Counties and for Places With 2,500 Inhabitants or More: 1982—Con.**

[For meaning of abbreviations and symbols, see introductory text. For explanation of terms and comparability of 1977 and 1982 censuses, see appendix A. For information on geographic areas followed by Δ, see appendix F.]

Geographic area	All establishments			Total				Establishments with payroll								Legal services (SIC 81)		
	Number	Receipts (\$1,000)	Unincorporated businesses or operations	Number	Receipts (\$1,000)	Annual payroll (\$1,000)	First quarter payroll (\$1,000)	Paid employees including March 12	Hotels, motels, and other lodging places (SIC 70)		Automotive repair, services, and garages (SIC 75)		Amusement and recreation services, including motion picture (SIC 78, 79)		Health services, except hospitals (SIC 80, ex. 806)			
									Number	Receipts (\$1,000)	Number	Receipts (\$1,000)	Number	Receipts (\$1,000)	Number		Receipts (\$1,000)	Number
<b>Georgia—Con.</b>																		
Monroe County.....	51	10,996	††	51	10,996	3,140	715	457	10	6,180	5	278	2	(D)	13	3,077	6	512
Montgomery County.....	48	10,771	††	48	10,771	3,117	706	454	10	6,188	5	276	2	(D)	13	3,077	-	512
Balance of county.....	3	135	††	3	135	23	3	4	-	-	1	-	1	(D)	-	-	-	-
Montgomery County.....	15	2,991	††	15	2,991	842	292	91	2	(D)	2	(D)	-	(D)	-	(D)	2	187
Balance of county.....	6	435	††	6	435	131	29	16	2	(D)	1	(D)	-	(D)	2	(D)	1	(D)
Morgan County.....	42	8,127	††	42	8,127	2,135	454	245	3	(D)	6	406	3	(D)	5	1,371	4	477
Balance of county.....	26	3,215	††	26	3,215	849	203	117	2	(D)	5	(D)	2	(D)	1	(D)	4	477
Murray County.....	29	5,381	††	29	5,381	1,695	414	155	2	(D)	7	1,560	3	(D)	7	1,173	4	439
Muscogee County Δ.....	861	(D)	††	861	(D)	(D)	(D)	(D)	18	11,666	97	19,081	36	8,018	236	80,790	78	15,676
Columbus Δ.....	109	14,408	††	109	14,408	4,954	620	454	2	(D)	12	1,562	5	764	29	6,229	13	1,111
Newton County.....	101	13,284	††	101	13,284	4,252	897	496	2	(D)	11	(D)	5	764	27	(D)	13	1,111
Covington.....	1	1,124	††	1	1,124	702	157	124	-	-	-	(D)	-	(D)	-	(D)	-	-
Balance of county.....	37	5,227	††	37	5,227	1,653	388	152	-	-	6	393	2	(D)	8	670	4	234
Oconee County.....	12	877	††	12	877	269	63	37	-	-	3	(D)	-	(D)	2	(D)	1	(D)
Oglethorpe County.....	48	5,896	††	48	5,896	1,811	343	176	-	-	6	1,598	-	(D)	16	1,936	7	647
Paulding County.....	15	1,545	††	15	1,545	454	124	74	-	-	5	(D)	-	(D)	13	(D)	2	(D)
Balance of county.....	19	2,616	††	19	2,616	699	150	74	-	-	6	(D)	1	(D)	1	(D)	2	(D)
Peach County.....	64	8,544	††	64	8,544	2,770	640	279	4	2,219	16	867	4	187	19	3,573	7	407
Balance of county.....	15	2,843	††	15	2,843	2,532	133	120	4	2,219	5	249	1	(D)	19	3,573	2	(D)
Pickens County.....	33	5,008	††	33	5,008	1,597	320	157	-	-	3	(D)	2	(D)	11	1,981	5	302
Pierce County.....	36	2,745	††	36	2,745	1,074	247	110	1	(D)	3	319	1	(D)	7	921	3	(D)
Blackshear.....	32	2,139	††	32	2,139	760	180	85	1	(D)	3	319	1	(D)	5	(D)	3	(D)
Balance of county.....	3	(D)	††	3	(D)	(D)	(D)	(D)	-	-	-	-	-	-	1	(D)	-	-
Pike County.....	6	705	††	6	705	325	79	36	-	-	-	-	1	(D)	2	(D)	1	(D)
Polk County.....	108	15,832	††	108	15,832	5,174	1,811	553	3	59	12	403	6	771	25	5,344	9	2,681
Cedarstown.....	66	9,992	††	66	9,992	3,554	789	374	2	63	16	2,633	4	(D)	17	3,956	7	(D)
Rockmart.....	27	2,556	††	27	2,556	985	229	113	1	(D)	2	(D)	2	(D)	8	1,388	2	(D)
Balance of county.....	15	3,294	††	15	3,294	635	163	66	-	-	4	(D)	-	(D)	-	(D)	-	-
Pulaski County.....	39	5,008	††	39	5,008	1,666	380	202	3	149	2	(D)	8	415	10	2,663	4	247
Hawkinsville.....	34	4,599	††	34	4,599	1,606	364	186	3	149	1	(D)	6	(D)	10	2,663	4	247
Balance of county.....	5	409	††	5	409	60	16	16	-	-	1	(D)	2	(D)	10	2,663	4	247
Putnam County.....	29	3,683	††	29	3,683	1,242	284	135	3	(D)	2	(D)	1	(D)	10	2,484	5	374
Eatonton.....	28	(D)	††	28	(D)	(D)	(D)	(D)	2	(D)	2	(D)	1	(D)	10	2,484	5	374
Balance of county.....	1	(D)	††	1	(D)	(D)	(D)	(D)	-	-	-	-	-	-	-	-	-	-
Quitman County.....	††	-	††	††	-	-	-	-	-	-	-	-	-	-	-	-	-	-
Rabun County.....	60	10,678	††	60	10,678	3,197	602	333	15	4,784	4	(D)	4	(D)	15	2,469	5	487
Randolph County.....	22	2,907	††	22	2,907	588	130	79	1	(D)	4	515	1	(D)	4	621	2	(D)
Cuthbert.....	20	(D)	††	20	(D)	(D)	(D)	(D)	1	(D)	4	515	1	(D)	4	621	2	(D)
Balance of county.....	††	-	††	††	-	-	-	-	-	-	-	-	-	-	-	-	-	-
Richmond County.....	1,949	294,246	††	1,949	294,246	106,948	24,989	8,639	28	5,718	112	32,519	41	14,328	243	104,677	109	(D)
Augusta.....	666	67,558	††	666	67,558	16,351	6,568	4,909	13	5,718	56	21,954	24	3,838	234	78,453	107	(D)
Balance of county.....	383	112,258	††	383	112,258	39,390	8,618	3,730	15	5,718	56	10,565	26	10,491	109	26,224	2	16,423

**Table 8. Summary Statistics for Firms Subject to Federal Income Tax for Counties and for Places With 2,500 Inhabitants or More: 1982—Con.**

[For meaning of abbreviations and symbols, see introductory text. For explanation of terms and comparability of 1977 and 1982 censuses, see appendix A. For information on geographic areas followed by Δ, see appendix F.]

Geographic area	All establishments			Establishments with payroll																					
	Num-ber	Unincorporated businesses or operations		Num-ber	Receipts (\$1,000)	Annual payroll (\$1,000)	First quarter payroll (\$1,000)	Paid for pay-ment of employees March 12 (no.)	Hotels, motels, and other lodgings (SIC 70)				Automotive repair, services, and parts (SIC 75)				Amusement and recreation services, including motion pictures (SIC 78, 79)				Health services, except hospitals (SIC 80, ex. 806)		Legal services (SIC 81)		
		Individual prop-erty-ship (no.)	Partnerships (no.)						Num-ber	Receipts (\$1,000)	Num-ber	Receipts (\$1,000)	Num-ber	Receipts (\$1,000)	Num-ber	Receipts (\$1,000)	Num-ber	Receipts (\$1,000)	Num-ber	Receipts (\$1,000)	Num-ber	Receipts (\$1,000)	Num-ber	Receipts (\$1,000)	
<b>Georgia—Con.</b>																									
Rockdale County.....	151	11	140	25 936	9 012	2 128	970	3	(D)	23	3 046	13	2 169	40	8 227	8	917								
Conyers.....	122	11	111	7 624	3 618	864	634	3	(D)	21	(D)	7	3 861	28	3 885	8	917								
Balance of county.....	29	18	11	5 394	5 394	854	336	3	(D)	2	(D)	6	1 808	12	4 342	-	-								
Schley County.....	6	1	5	246	246	56	29	2	(D)	2	(D)	2	(D)	-	-	-	-								
Scriven County.....	38	1	37	5 843	2 156	546	277	3	236	4	(D)	1	(D)	12	3 427	4	204								
Sylvania.....	38	1	37	5 843	2 156	546	277	3	236	4	(D)	1	(D)	12	3 427	4	204								
Balance of county.....	1	1	0	-	-	-	-	-	-	-	-	-	-	-	-	-	-								
Seminole County.....	37	1	36	4 404	1 761	369	154	2	(D)	5	256	1	(D)	7	1 954	3	193								
Denisonville.....	32	1	31	4 097	1 704	355	146	2	(D)	4	(D)	1	(D)	7	1 954	3	193								
Balance of county.....	5	1	4	307	57	14	8	2	(D)	1	(D)	1	(D)	7	1 954	3	193								
Spalding County.....	226	1	225	38 821	14 924	3 448	1 391	7	(D)	30	(D)	12	1 900	66	15 439	14	1 838								
Griffin.....	217	1	216	36 989	13 940	3 218	1 253	7	(D)	30	(D)	12	1 900	65	15 439	14	1 838								
Balance of county.....	9	1	8	1 832	984	230	138	7	(D)	1	(D)	1	(D)	1	(D)	1	(D)								
Stephens County.....	90	1	89	14 982	4 987	1 132	536	2	(D)	10	1 045	8	936	24	9 093	8	897								
Toccoa.....	83	1	82	14 030	4 688	1 072	505	2	(D)	9	(D)	5	(D)	23	9 093	8	897								
Balance of county.....	7	1	6	952	289	60	31	-	-	1	(D)	3	330	1	(D)	1	(D)								
Stewart County.....	10	1	9	741	174	40	27	-	-	3	330	-	-	1	(D)	1	(D)								
Sumter County.....	107	1	106	18 634	7 014	600	576	5	(D)	17	2 639	5	986	28	7 549	7	1 698								
Americus.....	99	1	98	17 440	6 480	1 357	515	5	(D)	15	(D)	4	(D)	26	7 549	7	1 698								
Balance of county.....	8	1	7	1 194	534	143	61	-	-	2	(D)	1	(D)	2	(D)	1	(D)								
Talbot County.....	8	1	7	476	171	35	22	-	-	2	(D)	-	-	1	(D)	1	(D)								
Manchester (part) Δ.....	8	1	7	476	171	35	22	-	-	2	(D)	-	-	1	(D)	1	(D)								
Balance of county.....	1	1	0	-	-	-	-	-	-	-	-	-	-	-	-	-	-								
Talieferro County.....	4	1	3	533	314	96	22	-	-	2	(D)	-	-	1	(D)	-	-								
Tattnall County.....	43	1	42	6 174	2 666	600	309	2	(D)	8	426	1	(D)	9	3 595	6	482								
Blainville.....	39	1	38	5 744	2 404	544	268	2	(D)	8	426	1	(D)	9	3 595	6	482								
Balance of county.....	19	1	18	2 438	1 062	228	108	-	-	7	(D)	-	-	5	1 890	3	288								
Taylor County.....	20	1	19	1 688	510	131	49	-	-	1	(D)	1	(D)	5	553	3	(D)								
Telfair County.....	44	1	43	5 959	2 147	498	219	1	(D)	4	501	2	(D)	11	3 311	6	466								
McRae.....	31	1	30	4 033	1 468	333	165	1	(D)	3	(D)	2	(D)	7	3 311	6	466								
Balance of county.....	13	1	12	1 866	679	165	54	-	-	1	(D)	-	-	4	983	-	-								
Terrill County.....	25	1	24	3 266	1 270	288	165	-	-	2	(D)	1	(D)	7	1 425	3	(D)								
Dawson.....	24	1	23	3 266	1 270	288	165	-	-	2	(D)	1	(D)	7	1 425	3	(D)								
Balance of county.....	1	1	0	(D)	(D)	(D)	(D)	-	-	-	-	-	-	-	-	-	-								
Thomas County.....	170	1	169	34 436	12 551	2 909	1 190	3	(D)	16	2 163	9	1 356	69	15 934	12	1 607								
Thomasville.....	165	1	164	31 684	11 522	2 662	977	4	(D)	14	(D)	9	1 356	65	15 934	12	1 607								
Balance of county.....	14	1	13	2 752	1 029	247	213	1	(D)	2	(D)	3	(D)	3	(D)	-	-								
Tift County.....	188	1	187	45 902	16 909	3 848	1 359	15	9 959	16	3 065	8	705	46	16 545	18	2 229								
Balance of county.....	155	1	154	40 196	15 351	3 487	1 127	13	(D)	13	(D)	3	(D)	46	16 545	18	2 229								
Townsend County.....	103	1	102	13 814	5 585	1 466	593	3	(D)	9	444	5	794	34	8 145	12	977								
Union.....	23	1	22	2 280	895	201	201	2	(D)	2	(D)	4	(D)	6	(D)	9	(D)								
Vidalia (part) Δ.....	75	1	74	11 325	4 695	1 252	460	2	(D)	5	(D)	1	(D)	27	(D)	1	(D)								
Balance of county.....	5	1	4	209	55	13	6	-	-	1	(D)	-	-	1	(D)	-	-								
Towns County.....	20	1	19	3 168	1 071	229	104	3	144	2	(D)	-	-	8	1 916	2	(D)								
Treutlen County.....	11	1	10	691	206	47	30	-	-	-	-	-	-	3	220	-	-								
Sopran.....	11	1	10	691	206	47	30	-	-	-	-	-	-	3	220	-	-								
Balance of county.....	-	-	0	-	-	-	-	-	-	-	-	-	-	-	-	-	-								

**Table 8. Summary Statistics for Firms Subject to Federal Income Tax for Counties and for Places With 2,500 Inhabitants or More: 1982—Con.**

[For meaning of abbreviations and symbols, see introductory text. For explanation of terms and comparability of 1977 and 1982 censuses, see appendix A. For information on geographic areas followed by Δ, see appendix F.]

Geographic area	All establishments			Establishments with payroll										Legal services (SIC 81)		
	Num-ber	Unincorporated businesses or operations		Total		Hotels, motels, and other lodging places (SIC 70)		Automotive repair, services, and maintenance (SIC 75)		Amusement and recreation, including motion pictures (SIC 78, 79)		Health services except hospitals (SIC 80, ex. 805)		Num-ber	Receipts (\$1,000)	
		Receipts (\$1,000)	Individual proprietorships (no.)	Partnerships (no.)	Num-ber	Receipts (\$1,000)	Annual payroll (\$1,000)	First quarter payroll (\$1,000)	March 12 employees including March 12 (no.)	Num-ber	Receipts (\$1,000)	Num-ber	Receipts (\$1,000)			Num-ber
<b>Georgia—Con.</b>																
Troup County	11	11	11	42 533	19 316	4 786	1 563	19	2 152	12	2 507	49	17 820	16	1 963	
Hogansville	10	10	10	38 521	18 199	4 48	1 005	16	(D)	1	(D)	1	(D)	1	(D)	
Waynesville	19	19	19	51 861	26 576	10 151	2 808	16	(D)	9	(D)	40	16 769	13	1 805	
Waynesville (part) Δ	1	1	1	1 300	394	106	45	2	(D)	2	(D)	1	(D)	2	(D)	
Balance of county	8	8	8	1 661	394	106	45	2	(D)	2	(D)	1	(D)	1	(D)	
Tuam County	36	36	36	4 178	1 631	364	183	4	404	2	(D)	8	1 835	4	328	
Ashtab	28	28	28	3 665	1 514	334	164	2	(D)	2	(D)	6	1 835	4	328	
Balance of county	8	8	8	513	1 117	26	19	2	(D)	1	(D)	2	(D)	2	(D)	
Twiggs County	6	6	6	1 213	487	116	93	1	(D)	1	(D)	2	(D)	1	(D)	
Union County	25	25	25	2 490	735	158	61	3	310	2	(D)	7	1 068	4	(D)	
Upson County	106	106	106	16 608	6 032	1 519	635	13	1 752	4	430	34	8 393	10	1 101	
Thomaston	105	105	105	(D)	(D)	(D)	(D)	13	1 752	4	430	33	(D)	10	1 101	
Balance of county	1	1	1	(D)	(D)	(D)	(D)	1	(D)	1	(D)	1	(D)	1	(D)	
Walker County	155	155	155	24 918	8 446	1 684	844	7	(D)	6	(D)	41	9 084	20	(D)	
Fort Oglethorpe (part) Δ	4	4	4	720	357	87	13	2	(D)	2	(D)	3	(D)	3	(D)	
La Fayette	48	48	48	5 729	2 005	450	275	2	(D)	2	(D)	13	2 832	9	(D)	
Waycross	187	187	187	16 168	5 722	1 164	483	6	582	3	(D)	17	4 705	2	(D)	
Balance of county	40	40	40	1 668	1 722	274	164	4	483	3	(D)	19	(D)	2	(D)	
Walton County	89	89	89	13 490	4 795	1 309	459	1	(D)	4	(D)	34	5 493	9	(D)	
Waynesville	87	87	87	8 955	3 071	881	384	1	581	4	(D)	34	4 352	9	(D)	
Social Circle	5	5	5	3 535	1 481	388	143	7	384	4	(D)	3	(D)	3	(D)	
Balance of county	12	12	12	3 652	1 243	307	93	5	882	2	(D)	2	(D)	2	(D)	
Ware County	203	203	203	36 183	12 618	3 186	980	20	2 514	8	838	73	18 357	14	2 354	
Waycross (part) Δ	187	187	187	(D)	(D)	(D)	(D)	16	1 552	5	(D)	72	(D)	14	2 354	
Balance of county	16	16	16	(D)	(D)	(D)	(D)	4	(D)	3	(D)	1	(D)	14	2 354	
Warren County	13	13	13	2 003	749	178	101	1	(D)	2	(D)	3	(D)	3	(D)	
Washington County	71	71	71	10 116	3 994	947	409	9	1 212	5	457	14	3 692	6	459	
Washington	53	53	53	3 333	1 235	313	129	3	(D)	2	(D)	6	459	6	(D)	
Balance of county	13	13	13	1 817	3 592	129	63	3	(D)	3	(D)	2	(D)	2	(D)	
Waynes County	89	89	89	15 952	5 728	1 360	560	7	1 012	4	650	29	7 474	9	693	
Waycross	92	92	92	(D)	(D)	(D)	(D)	1	1 012	4	650	23	(D)	9	693	
Balance of county	2	2	2	(D)	(D)	(D)	(D)	1	(D)	1	(D)	1	(D)	1	(D)	
Webster County	5	5	5	143	32	8	6	2	(D)	1	(D)	2	(D)	1	(D)	
Wheeler County	6	6	6	282	90	23	8	1	(D)	1	(D)	2	(D)	1	(D)	
White County	43	43	43	5 828	1 845	410	239	7	1 275	6	655	80	2 504	5	370	
Whitfield County	303	303	303	84 732	29 182	6 777	2 196	11	7 711	31	18 479	69	22 431	18	4 521	
Whitfield	276	276	276	25 133	8 284	2 193	684	10	2 408	11	2 408	62	(D)	16	4 521	
Balance of county	25	25	25	9 482	2 139	284	193	7	7 651	11	2 408	2	(D)	2	(D)	
Wilcox County	10	10	10	1 389	495	126	75	1	(D)	1	(D)	1	(D)	1	(D)	
Wilkes County	36	36	36	4 556	1 667	386	145	1	(D)	3	(D)	12	2 874	4	180	
Washington	35	35	35	(D)	(D)	(D)	(D)	1	(D)	1	(D)	12	2 874	4	180	
Balance of county	1	1	1	(D)	(D)	(D)	(D)	3	(D)	1	(D)	1	(D)	1	(D)	
Wilkinson County	19	19	19	2 393	960	226	76	3	159	2	(D)	4	652	2	(D)	
Gordon	17	17	17	1 602	560	134	47	3	159	2	(D)	1	(D)	2	(D)	
Balance of county	12	12	12	791	400	92	29	3	(D)	2	(D)	3	(D)	3	(D)	
Worth County	46	46	46	5 115	1 605	369	179	8	1 836	1	(D)	9	1 851	3	110	
Sylvester	38	38	38	3 900	1 251	300	133	2	(D)	1	(D)	8	(D)	3	110	
Balance of county	8	8	8	1 215	354	69	46	2	(D)	1	(D)	1	(D)	1	(D)	

**Table 9. Counties Ranked by Volume of Receipts of Firms Subject to Federal Income Tax: 1982**

[Includes only establishments with payroll. For meaning of abbreviations and symbols, see introductory text. For explanation of terms and comparability of 1977 and 1982 censuses, see appendix A. For information on geographic areas followed by Δ, see appendix F.]

Geographic area	Rank <sup>1</sup>	Cumulative			Geographic area	Rank <sup>1</sup>	Cumulative		
		Receipts (\$1,000)	Receipts (\$1,000)	Percent of State total			Receipts (\$1,000)	Receipts (\$1,000)	Percent of State total
<b>Georgia</b> .....	(X)	8 794 695	8 794 695	100.0	<b>Georgia—Con.</b>				
Fulton.....	1	3 040 390	3 040 390	34.6	White.....	81	5 828	8 368 266	95.2
De Kalb.....	2	1 523 812	4 564 202	51.9	Murray.....	82	5 381	8 372 647	95.2
Cobb.....	3	596 888	5 161 090	58.7	Jefferson.....	83	5 256	8 378 903	95.3
Chatham.....	4	339 911	5 501 001	62.5	Oconee.....	84	5 227	8 384 130	95.3
Richmond.....	5	294 246	5 795 247	65.9	Worth.....	85	5 115	8 389 245	95.4
Gwinnett.....	6	254 354	6 049 601	68.8	Chattooga.....	86	5 091	8 394 336	95.4
Bibb.....	7	239 875	6 289 476	71.5	Brooks.....	87	5 018	8 399 354	95.5
Clayton.....	8	184 188	6 473 664	73.6	Pickens.....	88	5 008	8 404 362	95.5
Dougherty.....	9	154 099	6 627 763	75.4	Pulaski.....	89	5 008	8 409 370	95.6
Glynn.....	10	119 316	6 747 079	76.7	Cook.....	90	4 890	8 414 260	95.7
Clarke.....	11	117 719	6 864 798	78.1	Early.....	91	4 608	8 418 868	95.7
Hall.....	12	107 447	6 972 245	79.3	Wilkes.....	92	4 556	8 423 424	95.8
Floyd.....	13	88 563	7 060 808	80.3	Banks.....	93	4 446	8 427 870	95.8
Whitfield.....	14	84 732	7 145 540	81.2	Dooly.....	94	4 434	8 432 304	95.9
Lowndes.....	15	83 933	7 229 473	82.2	Seminole.....	95	4 404	8 436 708	95.9
Houston.....	16	78 082	7 307 555	83.1	McIntosh.....	96	4 333	8 441 041	96.0
Carroll.....	17	53 795	7 361 350	83.7	Burts.....	97	4 251	8 445 292	96.0
Tift.....	18	45 902	7 407 252	84.2	Turner.....	98	4 178	8 449 470	96.1
Troup.....	19	42 533	7 449 785	84.7	Berrien.....	99	4 100	8 453 570	96.1
Douglas.....	20	39 380	7 489 165	85.2	Bacon.....	100	4 056	8 457 626	96.2
Spalding.....	21	38 821	7 527 986	85.6	Bleckley.....	101	4 034	8 461 660	96.2
Ware.....	22	36 183	7 564 169	86.0	Fannin.....	102	3 815	8 465 475	96.3
Thomas.....	23	34 436	7 598 605	86.4	Putnam.....	103	3 683	8 469 158	96.3
Laurens.....	24	30 197	7 628 802	86.7	Lamar.....	104	3 541	8 472 699	96.3
Colquitt.....	25	29 266	7 658 068	87.1	Georgian.....	105	3 528	8 476 227	96.4
Bulloch.....	26	28 212	7 686 280	87.4	Gilmer.....	106	3 345	8 479 572	96.4
Rockdale.....	27	25 936	7 712 216	87.7	Madison.....	107	3 353	8 482 905	96.5
Gordon.....	28	24 918	7 737 134	88.0	Hancock.....	108	3 330	8 486 235	96.5
Baldwin.....	29	24 895	7 761 829	88.3	Irwin.....	109	3 292	8 489 527	96.5
Coweta.....	30	23 815	7 785 644	88.5	Lumpkin.....	110	3 289	8 492 816	96.6
Bartow.....	31	22 141	7 807 785	88.8	Terrell.....	111	3 266	8 496 082	96.6
Wayne.....	32	20 880	7 828 665	89.0	Towns.....	112	3 168	8 499 250	96.6
Henry.....	33	20 297	7 848 962	89.2	Clintons.....	113	3 066	8 502 236	96.7
Cherokee.....	34	19 617	7 868 579	89.5	Montgomery.....	114	2 931	8 505 167	96.7
Sumter.....	35	18 634	7 887 213	89.7	Randolph.....	115	2 907	8 508 074	96.7
Camden.....	36	18 429	7 905 642	89.9	Jenkins.....	116	2 871	8 510 945	96.8
Coffee.....	37	17 067	7 922 709	90.1	Pierce.....	117	2 745	8 513 680	96.8
Crisp.....	38	16 939	7 939 648	90.3	Dade.....	118	2 666	8 516 356	96.8
Upson.....	39	16 608	7 956 256	90.5	Crawford.....	119	2 540	8 518 896	96.9
Wayne.....	40	15 952	7 972 208	90.6	Union.....	120	2 490	8 521 386	96.9
Polk.....	41	15 832	7 988 040	90.8	Jones.....	121	2 459	8 523 845	96.9
Stephens.....	42	14 982	8 003 022	91.0	Wilkinson.....	122	2 393	8 526 238	96.9
Newton.....	43	14 408	8 017 430	91.2	Effingham.....	123	2 225	8 528 463	97.0
Hershel.....	44	13 880	8 031 310	91.3	Charlton.....	124	2 204	8 530 667	97.0
Toombs.....	45	13 814	8 045 124	91.5	Warren.....	125	2 003	8 532 670	97.0
Liberty.....	46	13 770	8 058 894	91.6	Johnson.....	126	1 769	8 534 439	97.0
Decatur.....	47	13 451	8 072 345	91.8	Taylor.....	127	1 688	8 536 127	97.1
Walton.....	48	13 400	8 085 745	91.9	Macon.....	128	1 594	8 537 721	97.1
Columbia.....	49	13 374	8 099 119	92.1	Wilcox.....	129	1 539	8 539 110	97.1
Fayette.....	50	12 354	8 111 473	92.2	Heard.....	130	1 350	8 540 460	97.1
Forsyth.....	51	12 172	8 123 645	92.4	Miller.....	131	1 299	8 541 759	97.1
Catoosa.....	52	11 721	8 136 366	92.5	Jasper.....	132	1 268	8 543 027	97.1
Monroe.....	53	10 906	8 146 272	92.6	Schley.....	133	1 248	8 544 275	97.2
Ben Hill.....	54	10 814	8 157 086	92.8	Twiggs.....	134	1 213	8 545 488	97.2
Rabun.....	55	10 678	8 167 764	92.9	Dawson.....	135	1 212	8 546 700	97.2
Washington.....	56	10 116	8 177 880	93.0	Lanier.....	136	948	8 547 648	97.2
Elbert.....	57	10 104	8 187 984	93.1	Oglethorpe.....	137	877	8 548 525	97.2
Macon.....	58	9 874	8 197 858	93.2	Lincoln.....	138	869	8 549 394	97.2
Emanuel.....	59	9 609	8 207 467	93.3	Calhoun.....	139	783	8 550 177	97.2
McDuffie.....	60	9 289	8 216 756	93.4	Stewart.....	140	741	8 550 918	97.2
Habersham.....	61	9 274	8 226 030	93.5	Atkinson.....	141	726	8 551 644	97.2
Dodge.....	62	8 974	8 235 004	93.6	Pike.....	142	705	8 552 349	97.2
Mitchell.....	63	8 771	8 243 775	93.7	Treutlen.....	143	691	8 553 040	97.3
Jackson.....	64	8 706	8 252 481	93.8	Clay.....	144	680	8 553 730	97.3
Barrow.....	65	8 610	8 261 091	93.9	Taliaferro.....	145	533	8 554 263	97.3
Peach.....	66	8 544	8 269 635	94.0	Talbot.....	146	476	8 554 739	97.3
Morgan.....	67	8 127	8 277 762	94.1	Lee.....	147	320	8 556 059	97.3
Grady.....	68	7 797	8 285 559	94.2	Whitaker.....	148	282	8 556 341	97.3
Hart.....	69	7 559	8 293 118	94.3	Brantley.....	149	228	8 556 570	97.3
Franklin.....	70	7 466	8 300 584	94.4	Webster.....	150	143	8 556 713	97.3
Burke.....	71	6 781	8 307 365	94.5	Long.....	151	117	8 556 830	97.3
Candler.....	72	6 350	8 313 715	94.5	Etchings.....	152	-	8 556 830	97.3
Brain.....	73	6 341	8 320 056	94.6	Quitman.....	153	-	8 556 830	97.3
Meriwether.....	74	6 241	8 326 297	94.7	Appling.....	(X)	(D)	(X)	(X)
Evans.....	75	6 205	8 332 502	94.7	Baker.....	(X)	(D)	(X)	(X)
Tattnall.....	76	6 174	8 338 676	94.8	Chattahoochee.....	(X)	(D)	(X)	(X)
Jeff Davis.....	77	6 124	8 344 800	94.9	Glascok.....	(X)	(D)	(X)	(X)
Telfair.....	78	5 959	8 350 759	95.0	Harris.....	(X)	(D)	(X)	(X)
Screven.....	79	5 843	8 356 602	95.0	Muscogee Δ.....	(X)	(D)	(X)	(X)
Pauding.....	80	5 636	8 362 438	95.1					

<sup>1</sup>Counties with suppressed receipts (if applicable) are listed at end of table rather than by rank to avoid disclosing data for individual companies.



**Table 10. Places With 2,500 Inhabitants or More Ranked by Volume of Receipts of Firms Subject to Federal Income Tax: 1982**

[Includes only establishments with payroll. For meaning of abbreviations and symbols, see introductory text. For explanation of terms and comparability of 1977 and 1982 censuses, see appendix A. For information on geographic areas followed by Δ, see appendix F.]

Geographic area	Rank <sup>1</sup>	Cumulative			Geographic area	Rank <sup>1</sup>	Cumulative		
		Receipts (\$1,000)	Receipts (\$1,000)	Percent of State total			Receipts (\$1,000)	Receipts (\$1,000)	Percent of State total
<b>Georgia</b> .....	<b>(X)</b>	<b>8 794 695</b>	<b>8 794 695</b>	<b>100.0</b>	<b>Georgia—Con.</b>				
Atlanta.....	1	2 394 605	2 394 605	27.2	Thomson.....	71	7 727	5 495 224	62.5
Savannah.....	2	291 780	2 686 385	30.5	Hinesville.....	72	7 253	5 502 477	62.6
Macon.....	3	224 989	2 911 374	33.1	Fayetteville.....	73	7 038	5 509 515	62.6
Augusta.....	4	181 888	3 093 362	35.2	Camilla.....	74	6 361	5 515 876	62.7
Marietta.....	5	170 985	3 264 347	37.1	Stone Mountain.....	75	6 043	5 521 925	62.8
Albany.....	6	152 689	3 417 036	38.9	Claxton.....	76	6 032	5 527 957	62.9
Athens.....	7	116 253	3 533 289	40.2	Commerce.....	77	5 991	5 533 948	62.9
East Point.....	8	106 246	3 639 535	41.4	Fort Valley.....	78	5 901	5 539 849	63.0
Douglas.....	9	106 236	3 745 771	42.6	Waynesboro.....	79	5 861	5 545 710	63.1
Chamblee.....	10	104 560	3 850 331	43.8	Cairo.....	80	5 860	5 551 570	63.1
Gainesville.....	11	90 886	3 941 217	44.8	Sylvania.....	81	5 843	5 557 413	63.2
Rome.....	12	87 029	4 028 246	45.8	La Fayette.....	82	5 729	5 563 142	63.3
Dalton.....	13	75 250	4 103 496	46.7	Duluth.....	83	5 480	5 568 622	63.3
Norcross.....	14	73 979	4 177 475	47.5	Cornelia.....	84	5 092	5 573 714	63.4
Valdosta.....	15	73 444	4 250 919	48.3	Quitman.....	85	4 828	5 578 542	63.4
Brunswick.....	16	67 351	4 318 270	49.1	Clarkston.....	86	4 759	5 583 301	63.5
Smyrna.....	17	63 565	4 381 835	49.8	Hawkinsville.....	87	4 599	5 587 900	63.5
Warner Robins.....	18	59 737	4 441 572	50.5	Lake City.....	88	4 383	5 592 283	63.6
College Park.....	19	58 644	4 500 216	51.2	Adel.....	89	4 236	5 596 519	63.6
Doraville.....	20	54 491	4 554 707	51.8	Hazlehurst.....	90	4 135	5 600 654	63.7
Roswell.....	21	49 519	4 604 226	52.4	Donalsonville.....	91	4 097	5 604 751	63.7
Hapeville.....	22	45 991	4 650 217	52.9	McRae.....	92	4 093	5 608 844	63.8
Carrollton.....	23	45 591	4 695 808	53.4	Woodstock.....	93	3 987	5 612 831	63.8
Tifton.....	24	40 196	4 736 004	53.9	Alma.....	94	3 983	5 616 814	63.9
La Grange.....	25	38 851	4 774 855	54.3	Villa Rica.....	95	3 954	5 620 768	63.9
Griffin.....	26	36 989	4 811 844	54.7	Jackson.....	96	3 941	5 624 709	64.0
Waycross Δ.....	27	35 242	4 847 086	55.1	Sylvester.....	97	3 900	5 628 609	64.0
Thomasville.....	28	31 684	4 878 770	55.5	Nashville.....	98	3 815	5 632 424	64.0
Dublin.....	29	29 063	4 907 833	55.8	Glenville.....	99	3 736	5 636 160	64.1
Forest Park.....	30	27 989	4 935 822	56.1	Union City.....	100	3 681	5 639 841	64.1
Statesboro.....	31	27 091	4 962 913	56.4	Ashburn.....	101	3 665	5 643 506	64.2
Douglasville.....	32	25 420	4 988 333	56.7	Summerville.....	102	3 580	5 647 086	64.2
Newnan.....	33	22 859	5 011 192	57.0	Fairburn.....	103	3 554	5 650 640	64.3
Lawrenceville.....	34	22 167	5 033 359	57.2	Manchester.....	104	3 554	5 654 194	64.3
Milledgeville.....	35	22 081	5 055 440	57.5	Cochran.....	105	3 453	5 657 647	64.3
Riverdale.....	36	20 395	5 075 835	57.7	Kennesaw.....	106	3 329	5 660 976	64.4
Conyers.....	37	17 824	5 093 459	57.9	Dallas.....	107	3 220	5 664 196	64.4
Snellville.....	38	17 517	5 110 976	58.1	Madison.....	108	3 215	5 667 411	64.4
Calhoun.....	39	17 491	5 128 467	58.3	Tallapoosa.....	109	3 053	5 670 464	64.5
Americus.....	40	17 440	5 145 907	58.5	Homerville.....	110	2 986	5 673 450	64.5
Jonesboro.....	41	17 158	5 163 065	58.7	Acworth.....	111	2 967	5 676 417	64.5
St. Marys.....	42	16 804	5 179 869	58.9	Dahlonega.....	112	2 967	5 679 384	64.6
Douglas.....	43	16 710	5 196 579	59.1	Louisville.....	113	2 897	5 682 281	64.6
Cartersville.....	44	15 122	5 211 701	59.3	Rockmart.....	114	2 556	5 684 837	64.6
Cordello.....	45	14 643	5 226 344	59.4	Lyons.....	115	2 280	5 687 117	64.7
Toccoa.....	46	14 030	5 240 374	59.6	West Point.....	116	2 144	5 689 261	64.7
Perry.....	47	13 928	5 254 302	59.7	Blackshear.....	117	2 139	5 691 400	64.7
Buford.....	48	13 889	5 268 191	59.9	Greensboro.....	118	1 950	5 693 350	64.7
Vidalia.....	49	13 821	5 282 012	60.1	Peachtree City.....	119	1 918	5 695 268	64.8
Covington.....	50	13 284	5 295 296	60.2	Pelham.....	120	1 874	5 697 142	64.8
Bainbridge.....	51	13 231	5 308 527	60.4	Gordon.....	121	1 602	5 698 744	64.8
Rossville.....	52	12 301	5 320 828	60.5	Wrightsville.....	122	1 496	5 700 240	64.8
Lilburn.....	53	11 988	5 332 216	60.6	Powder Springs.....	123	1 382	5 701 622	64.8
Forsyth.....	54	10 771	5 342 987	60.8	Lithonia.....	124	1 180	5 702 802	64.8
Bremen.....	55	10 317	5 353 304	60.9	Social Circle.....	125	995	5 703 797	64.9
Canton.....	56	10 102	5 363 406	61.0	East Dublin.....	126	736	5 704 533	64.9
Cedartown.....	57	9 882	5 373 388	61.1	Spertown.....	127	691	5 705 224	64.9
McDonough.....	58	9 844	5 383 232	61.2	Vienna.....	128	544	5 705 768	64.9
Austell.....	59	9 737	5 392 969	61.3	Hogansville.....	129	521	5 706 289	64.9
Fitzgerald Δ.....	60	9 371	5 402 340	61.4	Grovetown.....	130	146	5 706 435	64.9
Montezuma.....	61	9 051	5 411 391	61.5	Barnesville.....	(X)	(D)	(X)	(X)
Fort Oglethorpe.....	62	9 019	5 420 410	61.6	Baxley.....	(X)	(D)	(X)	(X)
Garden City.....	63	8 757	5 429 167	61.7	Blakely.....	(X)	(D)	(X)	(X)
Monroe.....	64	8 753	5 437 920	61.8	Centerville.....	(X)	(D)	(X)	(X)
Eastman.....	65	8 744	5 446 664	61.9	Columbus Δ.....	(X)	(D)	(X)	(X)
Sandersville.....	66	8 299	5 454 963	62.0	Outbert.....	(X)	(D)	(X)	(X)
Fort Wentworth.....	67	8 286	5 463 249	62.1	Dawson.....	(X)	(D)	(X)	(X)
Morrow.....	68	8 119	5 471 368	62.2	Eatonton.....	(X)	(D)	(X)	(X)
Alpharetta.....	69	8 097	5 479 465	62.3	Elberton.....	(X)	(D)	(X)	(X)
Winder.....	70	8 032	5 487 497	62.4	Hartwell.....	(X)	(D)	(X)	(X)

See footnotes at end of table.

**Table 10. Places With 2,500 Inhabitants or More Ranked by Volume of Receipts of Firms Subject to Federal Income Tax: 1982—Con.**

[Includes only establishments with payroll. For meaning of abbreviations and symbols, see introductory text. For explanation of terms and comparability of 1977 and 1982 censuses, see appendix A. For information on geographic areas followed by Δ, see appendix F]

Geographic area	Rank <sup>1</sup>	Receipts (\$1,000)	Cumulative		Geographic area	Rank <sup>1</sup>	Receipts (\$1,000)	Cumulative	
			Receipts (\$1,000)	Percent of State total				Receipts (\$1,000)	Percent of State total
<b>Georgia—Con.</b>					<b>Georgia—Con.</b>				
Jesup .....	(X)	(D)	(X)	(X)	Pooler .....	(X)	(D)	(X)	(X)
Lakeland .....	(X)	(D)	(X)	(X)	Swainsboro .....	(X)	(D)	(X)	(X)
Metter .....	(X)	(D)	(X)	(X)	Thomaston .....	(X)	(D)	(X)	(X)
Millen .....	(X)	(D)	(X)	(X)	Washington .....	(X)	(D)	(X)	(X)
Moultrie .....	(X)	(D)	(X)	(X)					
Ocilla .....	(X)	(D)	(X)	(X)					

<sup>1</sup>Places with suppressed receipts (if applicable) are listed at end of table rather than by rank to avoid disclosing data for individual companies.

# APPENDIX A.

## General Explanation

### CENSUS COVERAGE AND METHODOLOGY

**Structure and method of enumeration**—Firms in the 1982 Census of Service Industries were divided into the nonmail universe and mail universe. The coverage and the method of obtaining census information from each follow:

1. The nonmail universe consists of selected small employers, i.e., single-establishment firms with payroll below a specified cutoff. (The term "employers" refers to firms with one or more paid employees at any time during 1982 as shown in the active administrative records of other Federal agencies, whether or not they were subject to payment of Federal Insurance Contributions Act (FICA) taxes.) Although the cutoff varied by kind of business, small employers generally were firms with one to four employees; they represented about 10 percent of total receipts of establishments covered in the census.

Data on receipts, payroll, and employment for employer firms below the cutoff were derived or estimated from administrative records of other Federal agencies, except for a 10-percent sample of small employer firms in classifications for which specialized data requirements precluded reliance solely on administrative records sources.

2. The mail universe consists of firms for which information was obtained basically by means of a mail canvass and includes:
  - a. Large employers, i.e., all employer firms above the size cutoff referred to in section 1. above. Within this category, a report of company organization is conducted periodically to identify firms which operated establishments at more than one location and to obtain information on payroll and mid-March employment at each location. The 1981 Report of Company Organization was used as a coverage check in the census. In the census mailing package containing the appropriate 1982 questionnaires, multiestablishment firms also were sent a form to use in updating the list of establishments with those opened since 1981.
  - b. The 10-percent sample of small employer firms in classifications for which specialized data requirements precluded reliance solely on administrative records sources (see section 1 above). These were sent the census mailing packages containing the appropriate 1982 questionnaire.

**Method of classifying kinds of business**—The service industries classifications for all establishments were based on the Standard Industrial Classification (SIC) Manual.<sup>1</sup> However, the method of assigning these classifications, and the level of detail at which establishments were classified, differed between the non-mail and mail universes as follows:

1. The nonmail universe was classified on the basis of the most current census kind-of-business classification available from one of the Bureau's current sample surveys or the 1977 census. Otherwise, the classification was obtained from the administrative records of other Federal agencies.

If the census or administrative record classification proved inadequate (none corresponded to a 1982 census classification in the detail required for employers), the firm was sent a brief inquiry requesting information necessary to assign a 1982 census kind-of-business code.

2. Establishments in the mail universe were classified on the basis of their self-designation, answers to questions on receipts by type of service provided, and other special inquiries.

### COMPARABILITY OF THE 1977 AND 1982 CENSUSES

The 1977 and 1982 censuses were conducted under similar conditions and procedures except for the following:

**Geographic areas**—The boundaries of a number of areas for which data are shown in the 1982 census are not the same as in the 1977 census because of annexations, other boundary changes, redefinitions of SMSA's, and changes in qualifying criteria since 1977.

In 1977, separate data were published for certain census-defined, unincorporated places with 25,000 inhabitants or more. For 1982, data for census-defined, unincorporated places are no longer shown separately, but are included as part of the "remainder of county" statistics. In addition, improved methods, used in the 1982 census for determining the proper geographic areas into which businesses are tabulated within a given county, resulted in a number of businesses that were not tabulated as part of the "remainder of county" statistics in previous censuses being included within the "remainder of county" for 1982.

<sup>1</sup>Standard Industrial Classification Manual: 1972. For sale by Superintendent of Documents, U.S. Government Printing Office, Washington, D.C. 20402. Stock No. 041-001-00066-6. 1977 Supplement, Stock No. 003-005-00176-0.

In 1977, special economic urban areas (see Geographic Areas Covered in introductory text) in New England qualified for separate publication if they had an urban population of at least 2,500 and a total population of at least 10,000. For 1982, the urban population requirement has been eliminated, and the area must have a population of 10,000 to qualify for separate publication.

**Nonemployer firms**—In 1977 and prior censuses, the combined data for all establishments (nonemployer firms plus establishments of employer firms) were presented for selected kind-of-business classifications, including all 2-digit major industry groups. For these censuses, data for nonemployer firms were obtained from administrative records of the Internal Revenue Service (IRS) based on business tax returns. For 1982, data for nonemployers and the combined data for all establishments are not available. These data could not be published as planned because many businesses were miscoded by the IRS into various miscellaneous categories rather than in the specific kinds of business. As a result, when the IRS supplied the Bureau of the Census with the kind-of-business codes derived from information reported for 1982 by businesses on IRS form 1040, Schedule C, the Bureau found that there were proportionately far more businesses classified in miscellaneous categories for 1982 than for 1977. The Bureau of the Census and the IRS are taking steps to ensure that data can be published for all establishments by kind of business in the 1987 and subsequent censuses.

**Scope**—In the 1977 Census of Service Industries, data were presented in the Geographic Area Series of reports in two separate segments. One segment was comprised of establishments of firms subject to Federal income tax and classified in industries covered in censuses prior to 1977.<sup>2</sup> The second segment was comprised of two sections. One section included establishments of firms which were subject to Federal income tax but classified in industries which were not covered in the censuses prior to 1977.<sup>3</sup> Also included in this section was arrangement of passenger transportation (SIC 4722). The other section included all firms that were exempt from Federal income tax under provisions of section 501 or 521 of the Internal Revenue Code.<sup>4</sup> Establishments of firms subject to Federal income tax were tabulated separately from those exempt from Federal income tax. The 1982 Census of Service Industries eliminates this segmentation. However, the taxable/tax-exempt distinction is maintained.

Some industries covered in the 1977 census were not covered for 1982: SIC's 806, 821, 822, 863, and 865. SIC 4722, which was included in the 1977 Census of Service Industries, is now published as part of the 1982 report, Selected Statistics for Transportation Industries, part of the 1982 Census of Transportation.

<sup>2</sup>SIC's 701; 703; 72; 73; 75; 76; 78; 79; 8072; 81; 891.

<sup>3</sup>SIC's 702; 704; 80 ex. 8072; 82; 83; 89 ex. 891.

<sup>4</sup>SIC's 4722; 84; 86 ex. 866; and other SIC's also mentioned in footnotes 2 and 3.

**Federal income tax status/kind-of-business combinations**—In the 1977 Census of Service Industries, firms were classified based on Federal income tax filing requirements. This classification was based primarily upon the response to an inquiry on the census questionnaire. Establishments which indicated that all or part of their income was exempt from Federal income tax under provision of section 501 or 521 of the IRS code were classified as tax-exempt; establishments indicating no such exemption were classified as taxable. For establishments in the nonmail universe, the tax status classification was based upon the type of tax return filed by the firm or organization.

For the most part, in 1977, establishments were grouped for publication according to their tax status. However, a few kinds of business<sup>5</sup> were assumed to be exempt from Federal income tax, and were tabulated with the tax-exempt category. Establishments of firms that were exempt from Federal income tax, but which were in a kind of business not generally expected to be exempt, were tabulated in a miscellaneous kind-of-business category.

For the 1982 census, the same kinds of business<sup>5</sup> are definitionally considered exempt from Federal income tax, certain kinds of business<sup>6</sup> are tabulated according to their tax status, and the remaining kinds of business are definitionally considered subject to Federal income tax. The miscellaneous kind-of-business category of firms exempt from Federal income tax has been eliminated.

**Volume measure**—For 1982, as in previous censuses, the basic dollar volume measure for firms subject to Federal income tax is receipts; however, for 1982 the basic dollar volume measure for the tax-exempt category is revenue. For 1977, expenses was used as the basic measure. For 1982, expenses data are shown in table 2 for comparison to 1977. (See definitions of receipts, revenue, and expenses in the Explanation of Terms section below.)

## EXPLANATION OF TERMS

**Establishments**—An establishment is a single physical location at which business is conducted. It is not necessarily identical with a company or enterprise, which may consist of one establishment or more. Statistics for service industries represent a summary of reports for individual establishments rather than companies. For cases where a census report was received, separate information was obtained for each location where business was conducted. When administrative records of other Federal agencies were used instead of a census report, no information was available on the number of locations operated. Estimates of this number were derived from a sample and will be provided in the service industries report, Miscellaneous Subjects (SC82-1-4). Each census report was tabulated according to the physical location at which

<sup>5</sup>SIC's 84; 86 ex. 866; 8111 pt..

<sup>6</sup>7011 pt., 7032, 7041, 7391, 7392, 7397, 7922, 7929, 7997, 7999 pt., 8051, 8059, 8081, 8091, 82, 83, and 8922.

the business was conducted. The count of establishments in this publication represents the number in business at the end of the year.

A comparison of the number of establishments in business at the end of the year versus the number active any time during the year for the United States as a whole is presented by kind-of-business group in appendix G of the United States Summary report included as part of this series.

When two activities or more were carried on at a single location under a single ownership, all activities generally were grouped together as a single establishment. The entire establishment was classified on the basis of its major activity and all data for it were included in that classification. However, when distinct and separate economic activities (for which different industry classification codes were appropriate) were conducted under the same ownership at a single location, and when conditions prescribed by the SIC manual for recognizing the existence of more than one establishment were met, separate establishment reports for each of the different activities were obtained in the census.

Leased service departments (separately owned businesses operated as departments or concessions of another service establishment or of a retail business under another ownership, such as a separately owned shoe shine parlor in a barber shop or a beauty salon in a department store) are treated as separate service establishments for census purposes. Leased retail departments located in service establishments (e.g., a gift shop located in a hotel) are considered separate retail establishments.

**Firms**—A firm is a business organization or entity consisting of one domestic establishment (location) or more under common ownership or control. For economic census purposes, the terms "firm" and "company" are synonymous.

**Receipts (Basic dollar volume measure for service establishments of firms subject to Federal income tax)**—Includes receipts from customers or clients for services rendered, from the use of facilities, and from merchandise sold during 1982 whether or not payment was received in 1982, except for health practitioners, legal services, and architectural, engineering and surveying services, which reported on a cash basis (payments received in 1982 regardless of when services were rendered). Gasoline, liquor, tobacco, and other excise taxes, which are paid by the manufacturer or wholesaler and included in the cost of goods purchased, are also included.

Receipts are net after deductions for refunds and allowances for merchandise returned by customers. Receipts do not include sales, occupancy, admissions, or other taxes collected from customers and remitted directly by the firm to a local, State, or Federal tax agency; nor do they include nonoperating income from such sources as interest, investments, or sale or rental of real estate.

Receipts in this report do not include service receipts of manufacturers, wholesalers, retail establishments, or other businesses whose primary activity is other than service. They do, however, include receipts other than

from services rendered (e.g., sale of merchandise to individuals or other businesses) by establishments primarily engaged in performing services and classified in the service industries.

Although the count of establishments in this report represents the number in business at the end of the year, the receipts figures include receipts of all establishments in business at any time during the year.

**Revenue (Basic dollar volume measure for firms exempt from Federal income tax)**—Includes revenue from customers or clients for services rendered and merchandise sold during 1982 whether or not payment was received in 1982. Also included are income from interest, dividends, gross contributions, gifts, and grants (whether or not restricted for use in operations), rents, royalties, dues and assessments from members and affiliates, and net receipts from fundraising activities. Receipts from taxable business activities, as well as tax-exempt activities, are included.

Revenue does not include sales, admissions, and other taxes collected by the organization from customers or clients and paid directly to a local, State, or Federal tax agency; income from the sale of real estate, investments, or other assets; receipts of separately operated departments, concessions, etc., which are leased to others; and amounts transferred to operating funds from capital or reserve funds.

**Expenses**—Expenses include payroll, employee benefits, interest and rent, taxes, cost of supplies used for operation, depreciation expense, fees paid for fundraising, and other expenses charged to operations during 1982.

Expenses in this report exclude outlays for purchase of real estate; construction and all other capital improvements; funds invested; assessments or dues paid to the parent or other chapters of the same organization; and, for fundraising organizations, funds transferred to charities and other organizations.

**Annual payroll**—Payroll includes all forms of compensation such as salaries, wages, commissions, bonuses, vacation allowances, sick-leave pay, and the value of payments in kind (e.g., free meals and lodgings), paid during the year to all employees. Tips and gratuities received by employees from patrons and reported to employers are included. For corporations, it includes amounts paid to officers and executives; for unincorporated businesses, it does not include profit or other compensation of proprietors or partners. Payroll is reported before deductions for social security, income tax, insurance, union dues, etc. This definition of payroll is the same as that used by the Internal Revenue Service on form 941.

**First quarter payroll**—This item consists of payroll, as defined above, paid to persons employed at any time during the quarter January to March 1982.

**Paid employees for pay period including March 12**—Paid employees consist of the full-time and part-time employees, including salaried officers and executives of

corporations, who were on the payroll in the pay period including March 12. Included are employees on paid sick leave, paid holidays, and paid vacations; not included are proprietors and partners of unincorporated businesses. The definition of paid employees is the same as that used on IRS form 941.

**Legal form of organization**—The legal form of organization for firms in the mail universe was based on the response to the organization status inquiry on the various census forms. The legal form of organization of nonmail firms was generally based on administrative records of other Federal agencies.

Limited data are published in this series of reports for individual proprietorships and partnerships. A later service industries report, Establishment and Firm Size (Including Legal Form of Organization), SC82-I-1, will present data by the following legal forms of organization for firms subject to Federal income taxes:

1. Corporations.
2. Individual proprietorships.
3. Partnerships.
4. Other.

**Auxiliary establishments**—Each company included in this census was asked to identify and report separately auxiliary locations whose primary functions were to manage, administer, service, or support the activities of the other establishments of the company. Data for auxiliaries which primarily support service establishments are presented for selected industrial classifications in tables included in the United States Summary report of this series. Data for auxiliaries are presented for more detailed industry breakdowns in a subsequent report issued as part of the 1982 Enterprise Statistics reports.

## KIND-OF-BUSINESS CLASSIFICATIONS

Services, as defined in the 1972 SIC manual, include establishments primarily engaged in rendering a wide variety of services to individuals and business establishments.

Establishments covered by the census were assigned kind-of-business classifications according to the industry classifications defined in the 1972 SIC manual. When a more detailed classification than defined in the SIC manual was needed, additional kinds of business were identified within an SIC industry.

Some of the kind-of-business titles and/or codes used on several of the report forms are different from those in the 1972 SIC manual. The code variations do not affect the data tabulated in these publications, since all necessary adjustments are made during the data processing stage.

The basis for a kind-of-business classification is described above in Method of Classifying Kinds of Business. Descriptions for those kinds of business for which data are provided in this report follow.

## Hotels, Rooming Houses, Camps, and Other Lodging Places (SIC Major Group 70)

This group includes establishments engaged in providing lodging, or lodging and meals, and camping facilities. Hotels which provide accommodations for permanent residents, tourist homes, and residential mobile home parks are classified in Major Group 65, Real Estate.

**Hotels, motor hotels, and motels (SIC 7011)**—The SIC manual combines hotels and motels into a single classification, Hotels, motels, and tourist courts.

For large geographic areas, however, data are presented for the following subdivisions of this classification:

1. Hotels, 25 guestrooms or more.
2. Hotels, less than 25 guestrooms.
3. Motels, tourist courts.
4. Motor hotels.

The classification of individual establishments into hotels, motor hotels, and motels and tourist courts was based primarily on the respondent's self-designation.

**Rooming and boarding houses (SIC 702)**—Establishments renting rooms, with or without board, on a fee basis to permanent or transient guests. Homes for the aged, for children, and for the handicapped that provide additional services, other than nursing care, are classified in Residential care (SIC 836) and homes that provide nursing care in Nursing and personal care facilities (SIC 805). Houses run by membership organizations are classified in Organization hotels and lodging houses, on membership basis (SIC 704).

**Sporting and recreational camps (SIC 7032)**—Sporting and recreational camps providing lodging and meals or lodging only. These include children's camps, fishing camps, hunting camps, and dude ranches.

**Trailer parks and camp sites for transients (SIC 7033)**—Establishments providing overnight or short-term sites for trailers, campers, or tents. Residential mobile home parks are classified in Major Group 65, Real Estate.

**Organization hotels and lodging houses, on membership basis (SIC 704)**—Lodging houses and hotels operated by membership organizations for the benefit of their members and guests, and not open to the general public. Commercial hotels operated by such organizations are classified in Hotels, motor hotels, and motels (group 701). Resident homes for the aged and others in need of residential, social, and personal care are classified in Residential care (SIC 836).

## Personal Services (SIC Major Group 72)

This group includes establishments primarily engaged in providing services generally involving the care of one's

personal appearance or apparel, such as barber and beauty shops, dry-cleaning plants, laundries, and photographic studios.

For establishments classified in SIC 721, data for collecting and distributing units (branch outlets, pickup stations, terminals, or depots) owned and operated by a firm which does its own work are merged with those for the firm which owned them, and are not considered as separate establishments.

**Power laundries, family and commercial (SIC 7211)**—Establishments primarily engaged in operating mechanical laundries with steam or other power. Independently owned agencies for laundry plants are classified in SIC 7212. Laundries using small power equipment of household type are classified in SIC 7219. Excluded are establishments which have power laundry equipment, but which are primarily engaged in a specialty, such as industrial laundering, linen rental, or diaper service. These are classified in other categories within SIC 721.

**Garment pressing, and agents for laundries and dry cleaners (SIC 7212)**—Establishments primarily engaged in providing laundry and dry-cleaning services, but which have laundry and/or dry-cleaning work done by others. Independently owned collecting and distributing agencies serving dry-cleaning plants or power laundries are included in this classification.

**Linen supply (SIC 7213)**—Establishments primarily engaged in supplying, on a rental basis, such laundered linens as uniforms, aprons, table covers, bed linens, and towels. Establishments included in this classification may or may not operate their own power laundry facilities.

**Diaper service (SIC 7214)**—Establishments primarily engaged in supplying diapers (including disposable) and other baby linens to homes, usually on a rental basis. Such establishments may or may not operate their own power laundry facilities.

**Coin-operated laundries and dry cleaning (SIC 7215)**—Establishments primarily engaged in the operation of coin-operated laundry and/or dry-cleaning equipment. Included are establishments known as laundromats, laundrettes, self-service dry cleaners, etc. Establishments which operate coin-operated laundering machines in apartment houses and similar locations are included. Establishments which rent coin-operated laundering machines (e.g., to apartment houses) are classified in SIC 7394.

For large geographic areas, data are presented for the following subdivisions of this classification:

1. Coin-operated laundries and dry-cleaning stores.
2. Coin-operated laundry machine routes.

**Dry-cleaning plants, except rug cleaning (SIC 7216)**—Plants primarily engaged in dry cleaning or dyeing apparel and household fabrics other than rugs for the general public. Establishments primarily engaged in cleaning and repairing rugs are classified in SIC 7217. Independently

owned agencies for cleaning plants are classified as SIC 7212. Establishments known as "tailor shops" or "cleaners" are included in this classification only if they do their own cleaning.

**Carpet and upholstery cleaning (SIC 7217)**—Plants primarily engaged in cleaning carpets and upholstered furniture. Establishments primarily engaged in rug repairing are classified in SIC 7699.

**Industrial launderers (SIC 7218)**—Establishments primarily engaged in supplying laundered or dry-cleaned work uniforms, wiping towels, safety equipment (gloves, flame resistant clothing, etc.), dust control items (treated mats or rugs, mops, tool dust covers, cloths, etc.), and similar items to industrial or commercial users. These items may belong to the industrial launderers and be supplied to users on a rental basis, or they may be the customer's own goods. Establishments included in this industry may or may not operate their own laundry or dry-cleaning facilities.

**Laundry and garment services, n.e.c. (SIC 7219)**—Establishments primarily engaged in furnishing other laundry services, including repairing, altering, and storing clothes for individuals, and in the operation of Chinese, French, and other hand laundries. Custom tailors and fur shops making fur apparel to custom order are classified in retail trade.

**Photographic studios, portrait (SIC 722)**—Establishments primarily engaged in photography for the general public. Included in this classification are portrait photographers and school, home, and transient photographers. Establishments primarily engaged in commercial photography are classified in SIC 7333. Establishments primarily engaged in film developing and/or print processing for the trade or for the general public are included in SIC 7395; those engaged in motion picture film processing are classified in SIC 7819.

**Beauty shops (SIC 723)**—Establishments primarily engaged in providing beauty services or both beauty and barber services. Schools for the instruction of beauticians are also included provided a clinic is operated in which a charge is made for services performed by students. Beauty shop concessions (owned and operated by concessionaires) in hotels, department stores, etc., are included. However, beauty shops owned by another business and operated as part of that other business (e.g., hotels, department stores) are not included.

**Barber shops (SIC 724)**—Establishments primarily engaged in providing barber services. Barber colleges are also included provided a charge is made for services performed by students. Barber shop concessions (owned and operated by concessionaires) in hotels and other places are included. However, barber shops owned by another business and operated as part of that other business (e.g., hotels) are not included.

**Shoe repair, shoe shine, and hat-cleaning shops (SIC 725)**—Establishments primarily engaged in repairing footwear, shining shoes, or cleaning and blocking hats. Shoe repair, shoe shine, or hat-cleaning departments operated as part of other service or retail establishments, such as valet shops, laundries, shoe stores, and department stores, are not included as separate service establishments unless independently owned and operated.

**Funeral service and crematories (SIC 726)**—Establishments primarily engaged in preparing the dead for burial, conducting funerals, and cremating the dead. Receipts include funeral merchandise sold and services provided directly by the establishments, such as caskets, burial clothing, and ambulance service. Also included in the receipts are reimbursements for expenditures made to other establishments for funeral-related merchandise sales and services, such as flower sales and livery service. Cemeteries, and crematories operated in conjunction with cemeteries, are classified in SIC 6553; crematories and burial services for pets, in SIC 0752.

**Miscellaneous personal services (SIC 729)**—Establishments primarily engaged in providing personal services, not elsewhere classified, such as Turkish baths; reducing salons; costume and formal wear rental; operation of coin-operated personal service machines, such as weighing machines, public lockers (except cold storage), pay toilets, etc.; social escort service; checkroom concessions; dressmaking service (material owned by customer); and income tax return preparation service. Establishments operating coin-operated amusement machines, such as pinball machines and juke boxes, are classified in SIC 7993. Coin-operated machine rental is classified in SIC 7394. Establishments which operate coin-operated laundering machines in apartment houses and similar locations are classified in SIC 7215.

For large geographic areas, data are presented for the following subdivisions of this classification:

1. Reducing salons and health clubs, except resorts.
2. Tax preparation services.
3. Other personal services, n.e.c.

## **Business Services (SIC Major Group 73)**

This group includes establishments primarily engaged in providing services, not elsewhere classified, to business enterprises on a fee or contract basis.

**Advertising agencies (SIC 7311)**—Establishments primarily engaged in preparing advertising (writing copy, art work, graphics, and other creative work); providing advertising consultation; and placing advertising in periodicals, newspapers, radio, television, or other advertising media, for clients on a commission or fee basis. Establishments which place advertising with media only (media buying services) are classified in SIC 7319. Establishments which provide commercial art for advertising, but do not place the advertising with media, are

classified in SIC 7333. Establishments which write copy, but do not place advertising with media, are classified in SIC 8999. Establishments which solicit advertising for nonaffiliated radio, television, newspapers, or magazines are classified in SIC 7313.

**Outdoor advertising services (SIC 7312)**—Establishments primarily engaged in the preparation and presentation of poster displays and painted and electric displays (principally outdoors) on panels, bulletin boards, and frames. Such establishments may (as incidental services) construct, repair, and maintain display boards and post advertisements. Sign painting shops are classified in SIC 7399. Shops which make neon signs to order are classified in manufacturing. Establishments primarily engaged in erecting signs are classified in construction.

**Radio, TV, and publishers' advertising representatives (SIC 7313)**—Establishments primarily engaged in soliciting advertising on a fee basis for (nonaffiliated) newspapers, magazines, and other publications or for radio and television stations. Advertising sales offices operated by these media are classified as auxiliaries and are not included in this census.

**Advertising, n.e.c. (SIC 7319)**—Establishments primarily engaged in furnishing advertising services, not elsewhere classified, such as handbill distribution, distribution of samples, and transit advertising. Establishments which are primarily engaged in providing commercial art or graphics for the advertising industry are classified in SIC 7333. Establishments primarily engaged in mail advertising services, compiling and selling mailing lists, and related services are classified in SIC 7331.

**Consumer credit reporting agencies, mercantile reporting agencies, and adjustment and collection agencies (SIC 732)**—Establishments primarily engaged in mercantile and consumer credit reporting or the collection or adjustment of claims. Centralized charge services are classified in SIC major group 61. Insurance adjustment agencies and loan companies are also excluded from this census.

For large geographic areas, data are presented for the following subdivisions of this classification:

1. Adjustment and collection agencies.
2. Mercantile reporting agencies.
3. Consumer credit reporting agencies.

**Direct mail advertising services (SIC 7331)**—Establishments primarily engaged in furnishing services for direct mail advertising, such as creating, producing, and mailing of direct mail advertising. This industry also includes establishments primarily engaged in compiling and selling mailing lists. Establishments primarily engaged in reproducing direct mail copy to order, but which perform none of the other direct mail advertising services, are classified in SIC 7339. Establishments engaged only in printing the copy are classified in manufacturing.



**Blueprinting and photocopying services (SIC 7332)**— Establishments primarily engaged in reproducing drawings, plans, maps, or other copy, by blueprinting or photocopying. Printing, including "quick printing," is classified in manufacturing.

**Commercial photography, art, and graphics (SIC 7333)**— Establishments engaged in performing graphics, commercial art, or commercial photography services for advertising agencies, publishers, and other business and industrial users. Producers of still and slide films are included here. Establishments engaged in medical photography and art are classified in SIC 8091. Art, except commercial and medical, is classified in SIC 8999. Establishments primarily engaged in portrait photography are classified in SIC 7221.

For large geographic areas, data are presented for the following subdivisions of this classification:

1. Commercial photography.
2. Commercial art.
3. Graphic arts and related design and commercial photography, n.e.c.

**Stenographic services; and reproduction services, n.e.c. (SIC 7339)**— Establishments primarily engaged in furnishing stenographic services and establishments primarily engaged in mimeographing, rototyping, multilithing, and reproduction services. Not included in this industry are establishments primarily engaged in printing (included in manufacturing), blueprinting and photocopying (SIC 7332), and duplicating in connection with direct mail advertising (SIC 7331).

**Window cleaning (SIC 7341)**— Establishments primarily engaged in cleaning windows in structures.

**Disinfecting and exterminating services (SIC 7342)**— Establishments primarily engaged in providing disinfecting and deodorizing services and in exterminating insects, rodents, and other pests.

**Cleaning and maintenance services, n.e.c. (SIC 7349)**— Establishments primarily engaged in furnishing, to structures, cleaning and maintenance services, not elsewhere classified, such as janitorial services, floor waxing, and office cleaning. General building maintenance service is included, but general repair contractors primarily engaged in building repair and maintenance work, or in the cleaning of building exteriors by sand or steam blasting, or in cleaning up after construction, are classified in construction.

**News syndicates (SIC 735)**— Establishments primarily engaged in furnishing news, pictures, features, etc., and in supplying news reporting services to newspapers, periodicals, and radio and television broadcasters. Non-profit syndicates operated on a membership basis and commercial (nonmembership) news syndicates are both included in this classification. Separate establishments of newspaper and periodical publishers which are engaged in gathering news are classified as auxiliaries.

**Employment agencies (SIC 7361)**— Establishments primarily engaged in providing placement and employment services to employers or those seeking employment. Modeling agencies and nurses' registries are included. Theatrical, radio, and television employment agencies are classified in SIC 7922; motion picture casting bureaus, in SIC 7819; and establishments engaged in furnishing help to other businesses, in SIC 7362.

**Help supply services (SIC 7362)**— Establishments primarily engaged in supplying help (except agricultural) to other businesses on a contract basis. The help supplied is on the payroll of the supplying establishment. Included are establishments known as "labor pools" and "contract labor offices." Establishments primarily engaged in providing placement and employment services are classified in SIC 7361.

For large geographic areas, data are presented for the following subdivisions of this classification:

1. Office help supply services.
2. Help supply, except office workers.

**Facilities management services (SIC 7369)**— Establishments, not elsewhere classified, primarily engaged in providing personnel to operate specified facilities or to provide services on a fee or contract basis within another business (or government) establishment or installation. Establishments primarily providing one specialized service are classified in the specialized industry, e.g., janitorial service is included in SIC 7349. Management service only is classified in SIC 7392. Computer facilities management is classified in SIC 7374. Establishments which provide both management and staff to operate a business are classified according to the type of activity of the business operated.

**Computer programming and other software services (SIC 7372)**— Establishments primarily engaged in providing services in computer programming, systems design and analysis, and other computer software. Establishments primarily engaged in the reproduction and sale of prepackaged computer programs and other software may be included here. When not computer related, these services are classified in SIC 7392.

**Data processing services (SIC 7374)**— Establishments primarily engaged in providing data processing services to others. Service may consist of complete processing and preparation of reports from data supplied by the customer or it may be specialized, such as keying or making data processing equipment available to others on an hourly or time-sharing basis. Also included are establishments primarily engaged in the management and operation of the computer and data processing facilities of others on a continuing basis.

For large geographic areas, data are presented for the following subdivisions of this classification:

1. Data processing services, except facilities management.
2. Computer facilities management.

**Computer related services, n.e.c. (SIC 7379)**—Establishments primarily engaged in providing computer-related services, not elsewhere classified. Renting and leasing of computers and related data processing equipment is included here, except for finance leasing, which is classified in SIC major group 61. Direct leasing by computer manufacturers is classified in manufacturing or wholesale trade. Also included here are establishments engaged in repair and maintenance of computers, and computer consulting services.

**Research and development laboratories (SIC 7391)**—Establishments primarily engaged in laboratory or other physical research and development activities on a fee or contract basis. Research and development laboratories which perform supporting services for other establishments of the same company are classified as auxiliary to the establishments serviced and are not included here. Also excluded from this classification are establishments engaged in speculative research and development with the intent to manufacture the products of the research or to license others for the use of the patents or processes developed. Nonprofit research agencies funded primarily by investments, grants, or contributions are classified in SIC 8922.

**Management, consulting, and public relations services (SIC 7392)**—Establishments primarily engaged in furnishing a wide variety of general or specialized management, consulting, or public relations services, such as business analysis, business research, efficiency planning, industrial management, market research, personnel management, and traffic consulting, on a contract or fee basis. Establishments primarily engaged in computer related systems analysis, systems engineering, operations research, and other software services, including computer programming services, are classified in SIC 7372. Management and operation of a business, where operating staff as well as management are provided, is classified in the industry of the establishment managed, e.g., hotel management and operation.

For large geographic areas, data are presented for the following subdivisions of this classification:

1. Management and administrative services.
2. Public relations services.
3. Management consulting services.
4. Economic and sociological research.
5. Consulting services, n.e.c.

**Detective agencies and protective services (SIC 7393)**—Establishments primarily engaged in providing personnel for detective, investigative, patrolling, night watching, or personal protection services for businesses and/or individuals. Establishments primarily engaged in installation, maintenance, and monitoring of mechanical protective devices, such as burglar and fire alarm systems, are classified here, but establishments engaged only in the installation of such devices are included in construction,

and establishments engaged only in the sale and installation of such devices are classified in wholesale or retail trade. Armored car services are also included in this industry.

For large geographic areas, data are presented for the following subdivisions of this classification:

1. Detective agencies and guard services.
2. Armored car services.
3. Burglar and fire alarm systems.

**Equipment rental and leasing services (SIC 7394)**—Establishments primarily engaged in renting or leasing (except finance leasing) of machinery, tools, and other equipment, including heavy construction and earth moving equipment. Establishments primarily engaged in finance leasing are classified in SIC major group 61. Establishments renting and leasing automobiles and trucks without drivers are classified in SIC 751; those renting automobiles with drivers, in SIC major group 41. Establishments renting trucks with drivers are classified in transportation; personal items such as lockers (other than refrigerated), clothes, and pillows, in SIC 7299; amusement and recreation items such as bicycles, canoes, and beach chairs and accessories, in SIC 7999; and commercial boats, in SIC major group 44. Direct leasing of machinery or equipment by the manufacturer is classified in manufacturing or wholesale trade. Establishments primarily leasing computer time, including time-sharing services, are classified in SIC 7374; those leasing or renting computers or data processing equipment, in SIC 7379.

For large geographic areas, data are presented for the following subdivisions of this classification:

1. Equipment rental.
2. Equipment leasing, except finance leasing.
3. Leasing or rental of heavy construction equipment without operators.
4. Rental of heavy construction equipment with operators.

**Photofinishing laboratories (SIC 7395)**—Establishments primarily engaged in the developing of films and in photoprinting and enlarging for the trade and/or for the general public. Data for retail outlets (kiosks) for the pickup and delivery of film, which are owned and operated by photofinishing laboratories, are merged with data for the laboratory which owns them, and are not treated as separate establishments. Establishments primarily engaged in processing motion picture films for the motion picture and television industries are classified in SIC 7819.

**Trading stamp services (sales offices) (SIC 7396)**—Establishments primarily engaged in selling trading stamps or merchandise coupons to merchants. The redemption stores of trading stamp companies are not included here, but are classified as auxiliary to this industry.

### **Testing laboratories and facilities (SIC 7397)**—

Establishments primarily engaged in product testing on a fee or contract basis. Testing laboratories which perform supporting services for other establishments of the same company are classified as auxiliary to the establishments serviced and are not included here. Noncommercial testing laboratories are also included in this category. Testing services for education or personnel (not providing instruction or training) are classified in SIC 7392.

**Business services, not elsewhere classified (SIC 7399)**—Establishments primarily engaged in furnishing business services, not elsewhere classified, such as auctioneers' establishments (service only), business brokers, drafting service, independent lecture bureaus, inspection service, printing brokers, notary publics, and decorating or trimming shop windows.

For large geographic areas, data are presented for the following subdivisions of this classification:

1. Sign painting shops—Establishments primarily engaged in making signs to individual order or in doing office door and window lettering. Establishments primarily engaged in making signs other than on a custom basis and neon sign manufacturers are classified in manufacturing.
2. Interior designing—Establishments primarily engaged in advising clients on the selection of furniture, draperies, rugs, and other interior decorations on a fee or commission basis. Establishments providing an interior designing service, but primarily engaged in the sale of merchandise, are not included. Painting and papering contractors who frequently call themselves "interior decorators" are classified in construction.
3. Telephone answering services—Establishments primarily engaged in transmitting telephone messages to their clients.
4. Water softening services—Establishments primarily engaged in softening water by chemical treatment or other method.
5. Packaging and labeling services—Establishments primarily engaged in packaging and labeling products, on a contract or fee basis, in packages or other containers normally intended for retail distribution. Companies primarily engaged in packing, crating, and otherwise preparing goods for shipping are classified as transportation.
6. Miscellaneous business services, n.e.c.—Establishments primarily engaged in furnishing business services, not elsewhere classified.

### **Automotive Repair, Services, and Garages (SIC Major Group 75)**

This group includes establishments primarily engaged in furnishing automotive repair, parking, rental, and other services to the general public. Similar facilities owned and operated by concerns for their own use and not available

to the general public are treated as auxiliary establishments of those concerns and are not included here. Automobile repair departments maintained by establishments engaged in the sale of new automobiles are classified in retail trade, as are gasoline service stations (where sales of merchandise (including fuel) exceed repair receipts). Automobile driving instruction is classified in SIC 8299.

**Automotive rental and leasing, without drivers (SIC 751)**—Establishments primarily engaged in daily or extended-term rental or leasing of passenger automobiles, trucks, truck tractors and trailers, and other automotive equipment without drivers. Establishments primarily engaged in renting automobiles with drivers are out of scope; those renting or leasing trucks with drivers are classified in SIC group 421; and those renting or leasing heavy construction and earth moving equipment are classified in SIC 7394. Establishments primarily engaged in finance leasing are classified in SIC major group 61.

For large geographic areas, data are presented for the following subdivisions of this classification:

1. Passenger car rental, without drivers (SIC 7512 Part)—Establishments primarily engaged in the short-term rental of passenger cars without drivers. Data for separate automotive rental offices or concessions (e.g., airport locations) in the same metropolitan area, for which a common fleet is maintained, are merged, and are not considered separate establishments.
2. Passenger car leasing, except finance leasing (SIC 7512 Part)—Establishments primarily engaged in extended-term leasing of passenger cars without drivers. These establishments may or may not provide maintenance of the vehicle as part of the lease contract.
3. Truck rental, without drivers (SIC 7513 Part)—Establishments primarily engaged in the short-term rental of trucks, truck tractors, or semitrailers without drivers.
4. Truck leasing, except finance leasing (SIC 7513 Part)—Establishments primarily engaged in extended-term leasing of trucks, truck tractors, or semitrailers without drivers. These establishments may or may not provide maintenance of the vehicle as part of the lease contract.
5. Utility trailer and recreational vehicle rental (SIC 7519)—Establishments primarily engaged in the rental (usually short term) of utility and house trailers and recreational vehicles.

**Parking lots (SIC 7523)**—Establishments primarily engaged in the temporary open air parking of automobiles, usually on an hourly, daily, or monthly basis. Establishments which are a combination of parking lot and structure are classified in SIC 7525. Excluded are municipal parking lots and lots operated by establishments or institutions primarily engaged in other activities, e.g., department stores, hospitals, restaurants. Valet parking is classified in SIC 7299.

**Parking structures (SIC 7525)**—Establishments primarily engaged in the temporary parking or live storage of automobiles within a structure. Long-time or dead storage of automobiles is not included. Establishments which are a combination of structure and lot are included in this classification. Excluded are municipal parking structures and structures operated by establishments or institutions primarily engaged in other activities, e.g., office buildings, apartment buildings, universities. Valet parking is classified in SIC 7299.

**Top and body repair shops (SIC 7531)**—Establishments primarily engaged in the repair of automotive tops, bodies, and interiors.

**Tire retreading and repair shops (SIC 7534)**—Establishments primarily engaged in repairing and retreading automotive tires. Establishments classified here may either retread customers' tires or retread tires for sale or exchange to the user or the trade.

**Paint shops (SIC 7535)**—Establishments primarily engaged in automotive painting and refinishing.

**General automotive repair shops (SIC 7538)**—Establishments primarily engaged in the general repair of automotive vehicles. Establishments primarily engaged in the specialized repair of individual engine components, not elsewhere classified, are classified in SIC 7539. Establishments primarily engaged in repair of motorcycles are classified in SIC 7699.

For large geographic areas, data are presented for the following subdivisions of this classification:

1. General automotive repair shops, except diesel.
2. Diesel repair shops.

**Automotive repair shops, n.e.c. (SIC 7539)**—Establishments primarily engaged in specialized automotive repair, not elsewhere classified, such as fuel service, brake relining, and exhaust system repair.

For large geographic areas, data are presented for the following subdivisions of this classification:

1. Auto electrical and fuel system services—Establishments primarily engaged in providing automotive engine tune-ups and in repairing automotive electrical systems and fuel components, including carburetors.
2. Radiator repair—Establishments primarily engaged in the repair and cleaning of automotive radiators.
3. Glass replacement and repair—Establishments primarily engaged in the repair and replacement of automotive glass.
4. Brake, front end, and wheel alignment—Establishments primarily engaged in relining, repairing, and adjusting automotive brakes; wheel alignment; and repairing and installing springs, axles, and shock absorbers.
5. Exhaust system services (muffler shops)—Establishments primarily engaged in the installation or

repair of automotive exhaust systems (mufflers). The sale of the mufflers or tailpipes is considered to be incidental to the installation of these products.

6. Transmission repair shops—Establishments primarily engaged in the repair of automotive transmissions. If transmissions are sold and installed, the sale of the transmission is considered incidental to the installation. If the transmissions are repaired on a factory basis, the establishment is classified in manufacturing.
7. Other automotive repair shops, n.e.c.—Establishments primarily engaged in specialized automotive repairs, not elsewhere classified, such as frame repair, piston ring service and repair, speedometer repair, heater and air-conditioning repair, etc.

**Car washes (SIC 7542)**—Establishments primarily engaged in washing cars (custom car wash) or furnishing facilities for the self-service washing of cars and trucks. Waxing and polishing are also classified here.

**Other automotive services (SIC 7549)**—Establishments primarily engaged in furnishing automotive services, not elsewhere classified, such as lubricating service, towing service, diagnostic service, undercoating service, inspection service, etc.

### **Miscellaneous Repair Services (SIC Major Group 76)**

This group includes establishments primarily engaged in miscellaneous repair services, not elsewhere classified. Repair departments of retail dealers or manufacturers are not included unless operated as separate establishments and reported as such. This group does not include some repair services of which the more important are: automotive repair services, classified in SIC major group 75; garment and shoe repair, classified in major group 72; and computer maintenance and repair services, classified in SIC 7379. Excluded are ship and boat repair, and railroad repair shops which are included in the census of manufactures.

**Radio and TV repair shops (SIC 7622)**—Establishments primarily engaged in repairing radio and television sets; phonographs, high fidelity (hi-fi) or stereophonic equipment, and tape recorders; in installing and repairing television, amateur and citizens' band antennas; or in installing and servicing radio transmitting and receiving equipment in homes or offices, or in small boats, automobiles, or other vehicles. Establishments primarily engaged in selling radio and television sets are classified in retail trade. Repair departments of radio and television dealers are not included here unless operated and reported as separate establishments.

**Refrigeration and air-conditioning repair shops (SIC 7623)**—Establishments primarily engaged in servicing and repairing household and commercial electrical refrigerators and air-conditioning and refrigeration equipment.

Establishments primarily engaged in servicing and repairing gas refrigerators are classified in SIC 7699. Establishments primarily engaged in installing refrigeration and air-conditioning systems are classified in construction.

**Electrical and electronic repair shops, n.e.c. (SIC 7629)**—Establishments primarily engaged in the servicing and repair of electrical and electronic equipment and electrical appliances (washing machines, vacuum cleaners, irons, toasters, etc.), not elsewhere classified. Radio and television repair shops are classified in SIC 7622. Refrigeration repair shops are classified in SIC 7623. Electrical contractors and electrical shops engaged primarily in house wiring are included in construction. Armature rewinding and the repair of electric motors are classified in SIC 7694. Repair of computers and related equipment is classified in SIC 7379.

**Watch, clock, and jewelry repair (SIC 763)**—Establishments primarily engaged in the repair of watches, clocks, and jewelry.

**Reupholstery and furniture repair (SIC 764)**—Establishments primarily engaged in furniture reupholstery and repair. Establishments primarily engaged in selling upholstery materials, making slipcovers, draperies, etc., to order, or in upholstering new frames to individual order are classified in retail trade, as are establishments making furniture and cabinet work on a custom basis to individual order.

**Welding repair (SIC 7692)**—Establishments primarily engaged in repair work by welding. Automotive welding is classified here. Welding in connection with the manufacture of a product is classified as manufacturing. Welding contractors doing welding work on the construction site are classified in construction, SIC 1799.

**Armature rewinding shops (SIC 7694)**—Establishments primarily engaged in rewinding armatures and rebuilding or repairing electric motors. Establishments classified here may either repair customers' equipment or repair or rebuild for sale or exchange to users or to the trade. Establishments primarily engaged in the repair of electrical appliances are classified in SIC 7629.

**Repair shops and related services, n.e.c. (SIC 7699)**—Establishments primarily engaged in specialized repair services, not elsewhere classified, such as farm machinery and equipment repair; lawnmower, saw, knife, and tool sharpening and repair; bicycle repair; lock and gun repair; musical instrument repair; and the repair of typewriters and business machines. Repair services which involve primarily electrical or electronic equipment or components are classified in SIC 7629; however, primarily mechanical repair of electrically powered equipment, for example, electric sewing machine repair, is included here.

For large geographic areas, data are presented for the following subdivisions of this classification:

1. Farm machinery and equipment repair shops—Establishments primarily engaged in the repair of farm machinery and equipment.

2. Lawnmower, saw, knife, tool sharpening and repair—Establishments primarily engaged in sharpening and repairing lawnmowers, saws, knives, and tools.
3. Sewer and septic tank cleaning services—Establishments primarily engaged in cleaning or repairing sewers and septic tanks. Establishments which install septic tanks are classified in construction.
4. Other repair and related services, n.e.c.—Establishments primarily engaged in specialized repair services, not elsewhere classified, such as aircraft flight instrument repair (except electrical), blacksmith shops, bicycle repair, boiler repair, camera repair, dental instrument repair, furnace and chimney cleaning, gunsmith shops, key duplicating shops, motorcycle repair, musical instrument repair, taxidermists, typewriter repair, umbrella repair, and venetian blind repair.

### **Motion Pictures (SIC Major Group 78)**

This group includes establishments producing and distributing motion pictures, exhibiting motion pictures in commercially operated theaters, and furnishing services to the motion picture industry. The term "motion pictures" includes similar productions for television or other media using film, tape, or other means.

**Motion picture production, except for TV (SIC 7813)**—Establishments primarily engaged in the production of motion pictures for exhibition other than for television. Establishments engaged in both production and distribution are included here.

**Motion picture, tape production for TV (SIC 7814)**—Establishments primarily engaged in the production of motion pictures and of tapes, including commercials, for television exhibition. Establishments engaged in both production and distribution are included here.

**Services allied to motion picture production (SIC 7819)**—Establishments primarily engaged in performing services independent of motion picture production, but allied thereto, such as motion picture film processing, editing, and titling. Also included are casting bureaus, wardrobe and studio property rental, rental and repair of cameras and other motion picture equipment, stock footage film libraries, and television tape services (editing, transfers, etc.).

**Motion picture film exchanges (SIC 7823)**—Establishments primarily engaged in renting films to exhibitors other than in the field of television. Establishments engaged in both distribution and production are included in SIC 7813.

**Film or tape distribution for TV (SIC 7824)**—Establishments primarily engaged in renting film or tape to exhibitors in the field of television. Establishments engaged in both distribution and production are in SIC 7814.

**Services allied to motion picture distribution (SIC 7829)**—Establishments primarily engaged in performing auxiliary services to motion picture distribution, such as film delivery service, film purchasing and booking agencies, and film libraries.

**Motion picture theaters, except drive-in (SIC 7832)**—Commercially operated conventional "four-wall" theaters primarily engaged in the indoor exhibition of motion pictures. Establishments primarily engaged in the commercial exhibition of motion pictures on an itinerant basis with portable projection and sound equipment are included here.

**Drive-in motion picture theaters (SIC 7833)**—Commercially operated theaters, commonly known as open-air or drive-in, primarily engaged in the outdoor exhibition of motion pictures.

### **Amusement and Recreation Services, Except Motion Pictures (SIC Major Group 79)**

This group includes establishments primarily engaged in providing amusement, recreation, or entertainment on payment of a fee or admission charge, except motion pictures. Gambling businesses, where legal, are also included in this major group; however, combined gambling and lodging facilities with 25 guestrooms or more are classified in SIC 7011.

**Dance halls, studios, and schools (SIC 791)**—Establishments primarily engaged in operating public dance halls or ballrooms and dance studios and schools. The renting of dance halls or ballrooms to operators is classified as real estate and excluded from this census.

For large geographic areas, data are presented for the following subdivisions of this classification:

1. Public dance halls or ballrooms.
2. Dance schools, including children's and professional.

**Theatrical producers (except motion pictures), bands, orchestras, and entertainers (SIC 792)**—This classification includes the subgroups indicated below, shown separately for large geographic areas:

1. Producers of live theatrical productions (SIC 7922 Part)—Establishments primarily engaged in presenting live theatrical productions. Theaters which are normally rented to theatrical producers are classified as real estate operations and excluded from this census.
2. Producers of radio and TV shows, except tape (SIC 7922 Part)—Establishments primarily engaged in producing shows for presentation on radio, television, in night clubs, etc.
3. Artists' and entertainers' managers or agents, concert bureaus, booking agents (SIC 7922 Part)—Establishments primarily engaged in representing performers and producers for a fee or commission.

4. Other theatrical services (SIC 7922 Part)—Businesses engaged in theatrical services, not elsewhere classified, such as ticket agencies; theatrical, television, and radio employment agencies; theatrical equipment rental and design; lighting; etc.

5. Dance groups and artists (SIC 7929 Part)—Companies, groups, and artists primarily engaged in the presentation of ballet; modern, folk, or ethnic dance; and similar dance presentations.

6. Symphony orchestras, opera companies, and chamber music organizations (SIC 7929 Part)—Symphony orchestras, opera companies, and chamber music organizations (including chamber orchestras) organized for the presentation of their musical specialty.

7. Other music and entertainment presentations (SIC 7929 Part)—Dance and stage bands, orchestras (except symphony or chamber), combos, quintets, soloists, and similar musical organizations, groups, and artists, as well as other entertainers operating on a contract or fee basis for restaurants, night clubs, radio and television, etc. Also included are promoters of a variety of entertainment.

**Billiard and pool establishments (SIC 7932)**—Establishments primarily engaged in providing facilities for playing billiards and pool.

**Bowling alleys (SIC 7933)**—Establishments primarily engaged in providing facilities for bowling.

**Professional sports clubs, managers, promoters (SIC 7941)**—Operators and promoters of professional and semi-professional athletic clubs, promoters of athletic events, and managers of individual professional athletes. Receipts of such establishments do not include revenue from radio or television broadcasts, from sales of players, from concession operators, or from noncustomer sources. Establishments primarily engaged in renting stadiums and athletic fields to sports promoters and clubs are classified as real estate.

For large geographic areas, data are presented for the following subdivisions of this classification:

1. Baseball clubs.
2. Football clubs.
3. Other professional sports clubs.
4. Managers and promoters.

**Racing, including track operation (SIC 7948)**—Promoters and participants in racing activities, including race track operators, operators of racing stables, jockeys, race horse trainers, and race car owners and operators. Establishments which own race tracks, but do not engage in promotion of racing events, are classified in real estate and are not included in the censuses. Stables and kennels primarily engaged in the breeding or boarding of horses and dogs are classified in agriculture.

For large geographic areas, data are presented for the following subdivisions of this classification:

1. Auto race track operation.
2. Horse race track operation.
3. Dog race track operation.
4. Racing stables and racing, n.e.c.

**Public golf courses (SIC 7992)**—Establishments privately operated and primarily engaged in the operation of golf courses open to the public on a fee basis. Municipally owned and operated golf courses are not included. Membership golf and country clubs are included in SIC 7997. Miniature golf courses and golf driving ranges are classified in SIC 7999.

**Coin-operated amusement device operators (SIC 7993)**—Establishments primarily engaged in operating coin-operated amusement devices either in their own or in other places of business. Such amusement machines include juke boxes, pinball machines, mechanical games, slot machines (where legal), and similar types of amusement equipment. Amusement arcades or parlors are also included. Establishments primarily engaged in rental of such devices are classified in SIC 7394.

**Amusement parks (SIC 7996)**—Establishments known as amusement parks, theme parks, kiddie parks, etc., which group together a number of attractions such as mechanical rides, amusement devices, refreshment stands, picnic grounds, etc. Individual ride operators or concessionaires operating within the park are classified in SIC 7999. Carnivals operating without a fixed exhibition site are also classified in SIC 7999. Owners of the grounds who do not operate the amusement park are classified in real estate.

**Membership sports and recreation clubs (SIC 7997)**—Sports and recreation clubs which maintain facilities restricted to use by members and their guests. Country, golf, tennis, yacht, and swimming clubs are included in this industry. Such establishments are classified here regardless of the proportion of receipts derived from food or liquor sales. Health clubs are classified in SIC 7299. Membership organizations engaged in civic, social, or fraternal activities are classified in SIC 864.

**Amusement and recreation services, n.e.c. (SIC 7999)**—Establishments primarily engaged in the operation of sports, amusement, and recreation services, not elsewhere classified, such as bathing beaches, swimming pools, riding academies and schools, etc. Membership sports and recreation clubs not open to the general public are classified in SIC 7997.

For large geographic areas, data are presented for the following subdivisions of this classification:

1. Concession operators of amusement devices and rides—Concession operators of mechanical rides or of amusement devices in amusement parks, carnivals, circuses, or fairs; or operators of independently operated rides or devices of this type.

2. Carnivals and circuses—Establishments operating a group of amusement, service, and/or retail units and generally known as carnivals, which do not have any fixed exhibition site; or companies engaged in the operation of circuses having acrobatic and animal shows and individual circus acts. Side shows are included here.

3. Fairs—Establishments primarily engaged in arranging and operating the exhibitions and related activities usually associated with county or State fairs. Carnivals and side shows which may be part of the fair, but which are independently owned and operated, are included in the subgroup, "Carnivals and circuses." Other amusement device concessions independently owned and operated are included in the subgroup "Concession operators of amusement devices and rides."

4. Commercial museums, art galleries, and botanical and zoological gardens—Museums, art exhibitors, and botanical and zoological gardens which are supported primarily by admission charges. Commercial art galleries or art dealers primarily selling to the general public are classified in retail trade, SIC 5999. Museums, art galleries, and botanical and zoological gardens supported primarily by contributions, grants, etc., are classified in SIC major group 84.

5. Roller skating rinks—Establishments primarily engaged in operating rinks for roller skating open to the general public for a fee.

6. Ice skating rinks—Establishments primarily engaged in operating rinks for ice skating open to the general public for a fee.

7. Other amusement and recreation services, n.e.c.—Establishments primarily engaged in the commercial operation of sports, amusement, and recreation services, not elsewhere classified. Included are establishments engaged in instruction for sports or recreation, such as baseball, bridge, golf, judo, karate, skiing, swimming, tennis, etc. It also includes establishments renting articles for amusement and recreation, such as beach chairs and accessories, bicycles, golf carts, small boats and canoes, saddle horses, etc.

Other establishments in this classification include commercially operated athletic clubs or gymnasiums, bathing beaches, domino parlors, gambling establishments (where legal), golf driving ranges, miniature golf, riding academies and stables, shooting galleries, slot-car tracks, ski lifts, day camps, and establishments engaged in the commercial operation of swimming pools open to the general public for a fee. Municipally operated golf courses and swimming pools are excluded from this census. Privately owned tourist attractions, such as natural wonders or manmade exhibits, are included.

### **Health Services, Except Hospitals (SIC Major Group 80, except 806)**

This grouping includes establishments primarily engaged in furnishing medical, surgical, and other health services

to persons. Associations or groups primarily engaged in providing medical or other health services to members are included, but those which only provide insurance covering hospitalization or medical costs are classified in Insurance (major group 63).

Health care facilities were primarily coded based on self-designation. Where multiple levels of care were indicated, but were not apparently separate operations, the facility was generally classified based on the highest level of care provided. Veterinarians are classified in Veterinary services (SIC group 074) and are out of scope. Hospitals (SIC 806) are excluded from the 1982 Census of Service Industries.

**Offices of physicians (SIC 801)**—Establishments of licensed practitioners having the degree of M.D. or equivalent and engaged in the practice of general or specialized medicine and surgery. Establishments, such as group clinics, in which a group of physicians is associated for the purpose of practicing the profession, are included here. Clinics not owned by physicians are classified in Outpatient care facilities (SIC 808). Osteopathic physicians are classified in SIC 803.

Associations of physicians formed solely for the sharing of expenses (including payroll) and facilities, and not for the purpose of jointly practicing their profession, are also included here. Receipts are not applicable for these associations since their operations are funded by reimbursements from member firms, and not considered operating receipts for medical services provided; neither are such entities tabulated as separate operating establishments. However, their payroll and employment data are included in statistics presented for this category.

**Offices of dentists (SIC 802)**—Establishments of licensed practitioners having the degree of D.D.S. (or D.D. Sc.) or D.M.D. and engaged in the practice of general or specialized dentistry, including dental surgery. Associations of dentists formed for the sharing of expenses are also included (see SIC 801 for treatment of such associations).

**Offices of osteopathic physicians (SIC 803)**—Establishments of licensed practitioners having the degree D.O. and engaged in the practice of general or specialized osteopathic medicine.

**Offices of chiropractors (SIC 8041)**—Establishments of licensed practitioners engaged in the practice of chiropraxis.

**Offices of optometrists (SIC 8042)**—Establishments of licensed practitioners engaged in the practice of optometry. Establishments where receipts are primarily from the sale of optical goods prescribed as a result of eye examinations performed at another establishment are classified in Miscellaneous retail stores, n.e.c. (SIC 5999).

**Offices of health practitioners, n.e.c. (SIC 8049)**—Establishments of licensed health practitioners engaged in practice in health fields, not elsewhere classified, such as acupuncturists, chiropodists, midwives, nutritionists, occupational therapists, and psychologists.

**Skilled nursing care facilities (SIC 8051)**—Establishments primarily engaged in providing care and treatment for patients who require continuous health care with inpatient beds, but not hospital services. These establishments must have an organized medical staff, including physician services, and continuous nursing services. Included here are extended care facilities, as well as other types of continuous nursing care facilities.

**Nursing and personal care facilities, n.e.c. (SIC 8059)**—Establishments primarily engaged in providing some nursing and health-related personal care with inpatient beds, but not continuous nursing services. These establishments have at least one shift with a licensed or registered nurse to provide routine health care and observation. Included are rest homes, convalescent homes, and other institutions where health care is a major element. Residential facilities, such as homes for the retarded and aged, which provide personal care, but where health care is incidental, are classified in Residential care (SIC 836).

**Medical laboratories (SIC 8071)**—Establishments primarily engaged in providing professional, analytic, or diagnostic services to the medical profession or to the patient as prescribed by a physician. Laboratories engaged in the manufacture of medical or pharmaceutical products are included in the census of manufactures. Laboratories engaged in medical research are classified in Research and development laboratories (SIC 7391) or Noncommercial educational, scientific, and research organizations (SIC 892).

**Dental laboratories (SIC 8072)**—Establishments primarily engaged in making dentures and artificial teeth to order for the dental profession. The manufacture of teeth other than to order is classified in manufacturing.

**Outpatient care facilities (SIC 808)**—Establishments primarily engaged in outpatient care with permanent facilities and with medical services to provide diagnosis, treatment, or both for patients who are ambulatory and do not require inpatient care. Associations or groups formed primarily to provide medical or other health services to their members, and which themselves provide these services, are included. Health care programs which contract out the provision of services are classified in Accident and health insurance (SIC 6321) and are out of scope of the census. Included in this industry are alcoholism treatment clinics, family planning clinics, health maintenance organizations (HMO's), kidney treatment centers, medical clinics (not owned by licensed health practitioners), physical therapy clinics, and rehabilitation centers (medical treatment).

**Health and allied services, n.e.c. (SIC 809)**—Establishments primarily engaged in rendering health and allied services, n.e.c., such as blood banks, blood donor stations, childbirth preparation classes, medical photography and art, oxygen tent services, and visiting nurse associations. Establishments of registered or practical nurses in independent practice are classified in Offices of health practitioners, n.e.c. (SIC 8049). Ambulance services are classified in Local passenger transportation, n.e.c. (SIC 4119) and are out of scope.



## **Legal Services (SIC Major Group 81)**

This major group includes establishments engaged in offering legal advice or legal services, the head or heads of which are members of the bar. Associations of lawyers formed solely for the sharing of expenses (including payroll) and not for the purpose of jointly practicing their profession are also included. Receipts are not applicable for these associations since their operations are funded by reimbursements from member firms, and not considered operating receipts for legal services provided. Neither are such entities considered separate operating establishments; however, their payroll and employment data are included in statistics presented for this category. Nonprofit legal services (including legal aid societies) are classified here.

## **Selected Educational Services (SIC's 823, 824, 829)**

This grouping includes establishments furnishing formal academic or technical courses, correspondence schools, commercial and trade schools, and libraries. Elementary and secondary schools; colleges, universities, and professional schools; and junior colleges and technical institutes are out of scope of the census.

**Libraries and information centers (SIC 823)**— Establishments primarily engaged in lending books (free or fixed charge) and disseminating information to the general public, such as circulating libraries and centers for documentation.

**Correspondence schools (SIC 8241)**— Establishments primarily engaged in furnishing educational courses by mail. Offices maintained by such schools for the sale of correspondence courses are classified as auxiliary establishments and are not included here.

**Data processing schools (SIC 8243)**— Establishments primarily engaged in offering data processing courses in programming and in computer and peripheral equipment operation, including keypunch operation.

**Business and secretarial schools (SIC 8244)**— Establishments primarily engaged in offering courses in business machines operation (except data processing), office procedures, and secretarial and stenographic skills.

**Vocational schools, except vocational high schools, n.e.c. (SIC 8249)**— Establishments primarily engaged in offering specialized trade or commercial courses, not elsewhere classified, but not academic training. This industry includes apprentice training, aviation schools, commercial art schools, and practical nursing schools. Schools for the instruction of beauticians are classified in SIC 723; and barber schools in SIC 724.

**Schools and educational services, n.e.c. (SIC 829)**— Specialized nondegree granting schools, not elsewhere

classified, such as music schools, drama schools, language schools, and civil service and other short-term examination preparatory schools. Vocational counseling (excluding rehabilitation) is also included here. Educational testing is included in Management, consulting, and public relations services (SIC 7392).

## **Social Services (SIC Major Group 83)**

This major group includes establishments providing social services and rehabilitation services to those persons with social or personal problems requiring special services, and to the handicapped and the disadvantaged. Also included are organizations soliciting funds to be used directly for these and related services, as well as community development and planning agencies.

**Individual and family social services (SIC 832)**— Establishments primarily engaged in providing one or more of a variety of individual and family social, counseling, welfare, or referral services, including refugee, disaster, and temporary relief services. This industry also includes offices of specialists providing counseling and referral services and settlement houses, neighborhood centers, and senior citizens' centers. Organizations engaged in community improvement, neighborhood development, or social change are classified in Social services, n.e.c. (SIC 839).

**Job training and vocational rehabilitation services (SIC 833)**— Establishments primarily engaged in providing training and vocational rehabilitation services for the unemployed, the underemployed, the handicapped, and to persons who have a job market disadvantage because of lack of education, job skill or experience, skill obsolescence, or personal characteristics or problems. Included are upgrading and job development services, skill training, world-of-work orientation, and vocational rehabilitation counseling. Also included are establishments primarily engaged in providing work experience for rehabilitees, as well as offices of specialists providing rehabilitation and job counseling.

**Child day care services (SIC 835)**— Establishments primarily engaged in care of infants or children, or in providing prekindergarten education where medical care or delinquency correction is not a major element. These establishments may or may not have substantial educational programs. Establishments providing babysitting services are classified in Miscellaneous personal services (SIC 7299).

**Residential care (SIC 836)**— Establishments primarily engaged in the provision of residential social and personal care for children, the aged, and special categories of persons with some limits on ability for self-care, but where medical care is not a major element. Included here are group foster homes; halfway group homes; homes for the retarded, the aged, the deaf, and blind; juvenile correctional homes; and rehabilitation (residential) centers.

**Social services, n.e.c. (SIC 839)**—Establishments primarily engaged in providing social services, not elsewhere classified, including community improvement, social change, and neighborhood development. Also included are organizations primarily engaged in soliciting contributions on their own account and administering appropriations and allocating funds among other agencies engaged in social welfare services; establishments primarily engaged in the prevention of criminal or antisocial behavior; and regional planning agencies. Establishments which raise funds on a fee basis are classified in Business services, n.e.c. (SIC 7399). Civic, social, fraternal and political organizations are included in Major Group 86, Membership Organizations.

Philanthropic trusts and foundations are out of scope and classified in Major Group 67, Holding and Other Investment Offices, unless they are actually engaged in providing social welfare services.

### **Noncommercial Museums, Art Galleries, and Botanical and Zoological Gardens (SIC Major Group 84)**

This major group includes museums, art galleries, and botanical and zoological gardens, which are not operated commercially. Funding of these establishments is not primarily from admission charges. These establishments are of historical, educational, or cultural interest.

**Noncommercial museums and art galleries (SIC 8411)**—Establishments primarily engaged in noncommercial operation of museums and art galleries. Historical, cultural, and educational societies whose functions are primarily providing attractions for the public (funded primarily through contributions and grants) are included here. Establishments primarily operating museums and art galleries commercially (funded primarily from admissions) are included in Amusement and recreation services, n.e.c. (SIC 7999). Art galleries or art dealers primarily selling to the general public are classified in retail trade.

**Noncommercial arboreta, botanical and zoological gardens (SIC 8421)**—Establishments primarily engaged in the noncommercial operation of arboreta and botanical and zoological gardens. Establishments primarily operating commercial exhibits (funded primarily from admissions) are included in Amusement and recreation services, n.e.c. (SIC 7999).

### **Selected Membership Organizations (SIC's 861, 862, 864, 869)**

This grouping includes organizations operating on a membership basis for the promotion of the interests of the members. Also included are organizations which are not operated on a membership basis, but for the promotion of the interests of a constituency or group of supporters. This grouping does not include establishments operated by membership organizations which are elsewhere classified, such as hotels open to the general public, golf and country clubs, fraternity and sorority houses, and credit unions.

Establishments of religious organizations operated for worship or for promotion of religious activities, such as churches, convents, religion schools and missions, are classified in Religious organizations (SIC 866) and are out of scope of the census. Also excluded are Labor unions and similar labor organizations (SIC 863) and Political organizations (SIC 865).

**Business associations (SIC 861)**—Membership organizations engaged in promoting business interests of their members, such as better business bureaus, boards of trade, chambers of commerce, industrial standards committees, merchants associations, real estate boards, and trade associations. Farmers' cooperative marketing associations are classified in wholesale trade. Security and commodity exchanges are classified in SIC 623 and are out of scope. Civic and social businessmen's clubs are included in Civic, social, and fraternal organizations (SIC 864).

**Professional membership organizations (SIC 862)**—Membership organizations of professional persons for the advancement of the interests of their profession, such as bar associations, engineering associations, and scientific membership organizations.

**Civic, social, and fraternal associations (SIC 864)**—Membership organizations engaged in civic, social, or fraternal activities, such as alumni associations, citizens' associations, fraternities, scout organizations, singing societies, university clubs, veterans' organizations, youth associations, consumer education and public advocacy groups (except organizations primarily engaged in research). Bars and restaurants owned and operated by organizations, for members and guests only, are also classified here. Hotels and lodging houses operated by organizations for members and their guests, including fraternity and sorority houses, are classified in Organization hotels and lodging houses, on membership basis (SIC 704). Membership sports and recreation clubs are classified in SIC 7997.

**Membership organizations, n.e.c. (SIC 869)**—Membership organizations, not elsewhere classified, such as athletic regulatory associations, automobile owners' associations, farm bureaus, historical clubs, and humane societies.

### **Miscellaneous Services (SIC Major Group 89)**

This major group includes establishments engaged in performing services, not elsewhere classified, such as those rendered by engineers, architects, surveyors, accountants, artists, lecturers, and writers, and establishments primarily engaged in noncommercial educational, scientific, and other general welfare research activities.

**Engineering, architectural, and surveying services (SIC 891)**—Establishments primarily performing professional services in the fields of architecture, engineering, and land

surveying. Graphic arts and related design are classified in SIC 7333; drafting services, in SIC 7399; systems engineering or design (not computer related), in SIC 7392; and computer related systems engineering or design, in SIC 7372. Establishments primarily engaged in construction contracting are classified in construction. Landscape architects are classified in agricultural services.

For large geographic areas, data are presented for the following subdivisions of this classification:

1. Architectural services.
2. Engineering services.
3. Surveying services.

**Noncommercial educational, scientific, and research organizations (SIC 892)**—Establishments primarily engaged in noncommercial research into and dissemination of information for public health, education, or general welfare, such as archaeological expeditions, educational research, medical research, and research institutes. Establishments included here operate primarily on funds from endowments, contributions, and grants. Establishments primarily engaged in physical research on a contract or fee (commercial) basis are included in Research and development laboratories (SIC 7391), and those primarily engaged in nonphysical research on a commercial basis are included in Management, consulting, and public relations services (SIC 7392).

**Accounting, auditing, and bookkeeping services (SIC 893)**—Establishments primarily engaged in furnishing accounting, auditing, or bookkeeping services. Such establishments may, as part of providing such service, use

data processing and tabulation techniques, although those techniques do not qualify as primary activities. Establishments primarily providing income tax preparation services for individuals without accounting, auditing, and bookkeeping services are classified in Miscellaneous personal services (SIC 7299).

**Services, n.e.c. (SIC 899)**—Establishments primarily providing services, not elsewhere classified, such as artists (excluding commercial and medical artists), authors, scientific consultants (working on their own account), inventors, lecturers, music arrangers, newspaper columnists, radio commentators, song writers, weather forecasters, and writers. Establishments primarily providing commercial art services are classified in Commercial photography, art, and graphics (SIC 7333); writers of advertising copy who also place advertising with the media are classified in Advertising agencies (SIC 7311); business and management consultants are classified in Management, consulting and public relations services (SIC 7392), engineering consultants in Engineering, architectural, and surveying services (SIC 891); computer consulting in Computer related services, n.e.c. (SIC 7379); and advertising consulting in Advertising agencies (SIC 7311).

There is evidence that among small employer establishments (for which kind-of-business information is obtained from administrative records), many service establishments are classified incorrectly in this industry because there is insufficient information to determine the correct kind-of-business classification. Therefore, the published data probably overstate the number of establishments and level of activity for this category.



# APPENDIX B.

## General Questions



U.S. DEPARTMENT OF COMMERCE  
BUREAU OF THE CENSUS  
FORM

### 1982 CENSUS OF SERVICE INDUSTRIES

O. M. B. APPROVAL NO. 0607-0383 EXPIRES 11/84

**NOTICE** — Response to this inquiry is required by law (title 13, U.S. Code). By the same law, your report to the Census Bureau is confidential. It may be seen only by sworn Census employees and may be used only for statistical purposes. The law also provides that copies retained in your files are immune from legal process.

In correspondence pertaining to this report please refer to this Census File Number (CFN) Employer Identification (EI) Number

**Please complete this form and RETURN TO**  
BUREAU OF THE CENSUS  
1201 East Tenth Street  
Jeffersonville, Indiana 47134

**DUE DATE:** FEBRUARY 15, 1983

If you cannot file by the due date, a time extension request should be sent to the above address; please include your 11-digit Census File Number (CFN).

**Note** — Please read the accompanying instructions before answering the questions.

Please correct errors in name, address, and ZIP code. ENTER street and number if not shown.

**Item 1 — EMPLOYER IDENTIFICATION NUMBER**  
Is the Employer Identification (EI) Number shown in the label the SAME as that used for this establishment on its latest 1982 Employer's Quarterly Federal Tax Return, Treasury Form 941?

094 1  YES 2  NO — Enter current EI No. (9 digits)

--	--	--	--	--	--	--	--	--	--

**Item 4 — ORGANIZATIONAL STATUS**  
Mark (X) the ONE box which best describes this establishment during 1982.

003 1  Individual proprietorship 0  Corporation  
2  Partnership 9  Other — Specify  
5  Government — Specify

**Item 2 — PHYSICAL LOCATION OF ESTABLISHMENT**  
Answer items a, b, c, and d  
**NOTE:** P.O. boxes or rural routes are not physical locations.

a.  Same as shown in mailing label. If different, indicate change.

NUMBER AND STREET		
CITY TOWN VILLAGE ETC.	STATE	ZIP CODE

b. Is this establishment physically located inside the legal boundaries of the city, town, village, etc.?

095 1  YES 2  NO 3  No legal boundaries 4  Don't know

c. Type of municipality where physically located

096 1  City, village, or borough 2  Town or township 3  Other or don't know

d. Name of county where physically located

**Item 5 — TAX STATUS**

a. Is this establishment operated on a not-for-profit basis?

005 1  YES 2  NO — SKIP to item 6

b. Was all or part of the income of this establishment or organization exempt from Federal income taxes under section 501 or 521 of the Internal Revenue Code?

004 1  YES 2  NO

**HOW TO REPORT DOLLAR FIGURES**

Value figures may be reported in dollars or rounded to thousands. Example: If a figure is \$1,125,628, report either \$1,126,000 (preferred) or \$1,125,628 (acceptable)

	Mil- lions (000)	Thou- sands (000)	Dol- lars (000)
Preferred	1	126	
Acceptable	1	125	628

**Item 3 — OPERATIONAL STATUS**

a. How many months during 1982 did this firm or organization actively operate this establishment? Number of months

002

b. Mark (X) the ONE box which best describes this establishment at the end of 1982.

001 1  In operation  
2  Temporarily or seasonally inactive  
3  Ceased operation — Give date →  
4  Sold or leased to another operator — Give date at right → AND enter name, etc., below

Figures only		
Month	Day	Year

NAME OF NEW OWNER OR OPERATOR

**Item 6 — DOLLAR VOLUME**  
If the answer to item 5b was "YES," skip to part b, otherwise, complete part a and skip to item 7.

	Mil.	Thou.	Dol.
a. OPERATING RECEIPTS of taxable establishments in 1982	010		
b. REVENUE and EXPENSES of tax-exempt establishments	010		
(1) REVENUE in 1982	040		
(2) EXPENSES in 1982 (including payroll)			

NUMBER AND STREET

CITY	STATE	ZIP CODE
------	-------	----------

**Item 7 — PAYROLL AND EMPLOYMENT**

a. Payroll in 1982, before deductions

(1) Total ANNUAL payroll

(2) FIRST QUARTER payroll

b. Employment in 1982

Number of paid employees for the pay period including March 12, 1982. (Include both full- and part-time employees.)

	Mil.	Thou.	Dol.
(1) Total ANNUAL payroll	030		
(2) FIRST QUARTER payroll			
b. Employment in 1982	032		
Number of paid employees for the pay period including March 12, 1982. (Include both full- and part-time employees.)		Number	

**Item 8 — KIND OF BUSINESS OR ACTIVITY**  
Mark (X) the ONE box which best describes the activity that accounted for this establishment's MAJOR portion of receipts or revenue in 1982.  
(Categories appropriate to individual form)

PENALTY FOR FAILURE TO REPORT

CONTINUE ON PAGE 2 →

(Items 9 through 15 (where applicable) vary by form and contain questions on data such as sources of receipts, hotel rooms, laundry equipment, exported services, theater capacity, and personnel and payroll by type.)

The following items represent the last three items (although item numbers vary) used on all forms.

**NOTE** Answer item 13 only if your Census File Number (CFN), shown in the address label of this report form, begins with a zero.

**Item 13 - OWNERSHIP, CONTROL, AND LOCATIONS OF OPERATION**

a. Is this establishment owned or controlled by another entity? 097 1  YES → 2  NO

ENTER OWNING OR CONTROLLING ENTITY NAME, ADDRESS, AND ZIP CODE

EI No. (9 digits) [ ][ ][ ][ ][ ][ ][ ][ ][ ][ ]

b. Does this establishment own or control any other entity or entities? 098 1  YES → 2  NO

ENTER OWNED OR CONTROLLED ENTITY NAME, ADDRESS, AND ZIP CODE

EI No. (9 digits) [ ][ ][ ][ ][ ][ ][ ][ ][ ][ ]

c. How many establishments were operated under the EI Number shown in the address label (or as corrected in item 1) at the end of 1982? 079 Number

If more than one, provide the physical location address and other information indicated below for each establishment. Continue with same format in item 14 (or attach a separate sheet) if necessary.

1	NAME, ADDRESS, AND ZIP CODE	1982	Mil.	Thou.	Dol.
		Receipts or revenue	081		
KIND-OF-BUSINESS DESCRIPTION		Annual payroll	082		
		Census use	088		

2	NAME, ADDRESS, AND ZIP CODE	1982	Mil.	Thou.	Dol.
		Receipts or revenue	081		
KIND-OF-BUSINESS DESCRIPTION		Annual payroll	082		
		Census use	088		

**Item 14 - REMARKS** - Please use this space for any explanations that may be essential in understanding your reported data.

**Item 15 - CERTIFICATION** - This report is substantially accurate and has been prepared in accordance with instructions.

Name of person to contact regarding this report - Print or type				Period covered by this report →	FROM: Mo., Year	TO: Mo., Year
Telephone →	Area code	Number	Extension	Signature of authorized person		Date

FORM

U.S. GOVERNMENT PRINTING OFFICE: 1982-559-111/33

# APPENDIX C.

## Kind-of-Business Titles and Reporting-Form Numbers

Listed below are service industries kind-of-business titles and their corresponding reporting-form numbers. Requests for copies of any of these forms, including the inquiries used to classify establishments by kind of business, should be directed to the Business Division, Bureau of the Census, Washington, D. C. 20233.

SIC code	Title	Reporting form CB-	SIC code	Title	Reporting form CB-
70	HOTELS, ROOMING HOUSES, CAMPS, AND OTHER LODGING PLACES		73	BUSINESS SERVICES--Con.	
7011 pt.	Hotels, 25 guestrooms or more.....	7001	7392 pt.	Management and administrative services.....	7306
7011 pt.	Hotels, less than 25 guestrooms.....	7001	7392 pt.	Public relations services.....	7306
7011 pt.	Hotels, tourist courts.....	7001	7392 pt.	Management consulting services.....	7306
7011 pt.	Motor hotels.....	7001	7392 pt.	Economic and sociological research.....	7306
702	Rooming and boarding houses.....	7002	7393 pt.	Detective agencies and guard services.....	7308
7032	Sporting and recreational camps.....	7002	7393 pt.	Armored car services.....	7308
7033	Trailer parks and camp sites for transients....	7002	7393 pt.	Burglar and fire alarm systems.....	7308
704	Organization hotels and lodging houses, on membership basis.....	7002	7394 pt.	Equipment rental.....	7307
			7394 pt.	Equipment leasing, except finance leasing.....	7307
			7394 pt.	Leasing and rental of heavy construction equipment without operators.....	7307
72	PERSONAL SERVICES		7394 pt.	Rental of heavy construction equipment with operators.....	7307
7211	Power laundries, family and commercial.....	7201	7395	Photofinishing laboratories.....	7303
7212	Garment pressing and agents for laundries and dry cleaners.....	7201	7396	Trading stamp services (sales offices).....	7308
7213	Linen supply.....	7201	7397	Testing laboratories and facilities.....	7305
7214	Diaper service.....	7201	7399 pt.	Sign painting shops.....	7308
7215 pt.	Coin-operated laundries and dry-cleaning stores....	7201	7399 pt.	Interior designing.....	7308
7215 pt.	Coin-operated laundry machine routes.....	7201	7399 pt.	Telephone answering services.....	7308
7216	Dry-cleaning plants, except rug cleaning.....	7201	7399 pt.	Water softening services.....	7308
7217	Carpet and upholstery cleaning.....	7201	7399 pt.	Packaging and labeling services.....	7308
7218	Industrial launderers.....	7201	7399 pt.	Miscellaneous business services, n.e.c.....	7308
7219	Laundry and garment services, n.e.c.....	7201	7399 pt.		
722	Photographic studios, portrait.....	7203			
723	Beauty shops.....	7203	75	AUTOMOTIVE REPAIR, SERVICES, AND GARAGES	
724	Barber shops.....	7203	7512 pt.	Passenger car rental, without drivers.....	7501
725	Shoe repair, shoe shine, and hat-cleaning shops....	7203	7512 pt.	Passenger car leasing, except finance leasing.....	7501
726	Funeral service and crematories.....	7203	7513 pt.	Truck rental, without drivers.....	7501
729 pt.	Reducing salons and health clubs, except resorts....	7203	7513 pt.	Truck leasing, except finance leasing.....	7501
729 pt.	Tax preparation services.....	7203	7513 pt.	Utility trailer and recreational vehicle rental....	7501
729 pt.	Other personal services, n.e.c.....	7203	7519		
73	BUSINESS SERVICES		7523	Parking lots.....	7502
7311	Advertising agencies.....	7301	7525	Parking structures.....	7502
7312	Outdoor advertising services.....	7301	7531	Top and body repair shops.....	7503
7313	Radio, TV, publishers' advertising representatives....	7301	7534	Tire retreading and repair shops.....	7503
7319	Advertising, n.e.c.....	7301	7535	Paint shops.....	7503
732 pt.	Adjustment and collection agencies.....	7302	7538 pt.	General automotive repair shops, except diesel....	7503
732 pt.	Mercantile reporting agencies.....	7302	7538 pt.	Diesel repair shops.....	7503
732 pt.	Consumer credit reporting agencies.....	7302	7539 pt.	Auto electrical and fuel system services.....	7503
			7539 pt.	Radiator repair.....	7503
7331	Direct mail advertising services.....	7308	7539 pt.	Glass replacement and repair.....	7503
7332	Blueprinting and photocopying services.....	7308	7539 pt.	Brake, front end, and wheel alignment.....	7503
7333 pt.	Commercial photography.....	7303	7539 pt.	Exhaust system services (muffler shops).....	7503
7333 pt.	Commercial art.....	7303	7539 pt.	Transmission repair shops.....	7503
7333 pt.	Graphic arts and related design and commercial photography, n.e.c.....	7303	7539 pt.	Other automotive repair shops, n.e.c.....	7503
7339	Stenographic services; and reproduction services, n.e.c.....	7308	7542	Car washes.....	7503
			7549	Other automotive services.....	7503
7341	Window cleaning.....	7308	76	MISCELLANEOUS REPAIR SERVICES	
7342	Disinfecting and exterminating services.....	7308	7622	Radio and TV repair shops.....	7600
7349	Cleaning and maintenance services, n.e.c.....	7308	7623	Refrigeration and air-conditioning repair shops.....	7600
735	News syndicates.....	7308	7629	Electrical and electronic repair shops, n.e.c.....	7600
7361	Employment agencies.....	7308	763	Watch, clock, and jewelry repair.....	7600
7362 pt.	Office help supply services.....	7308	764	Reupholstery and furniture repair.....	7600
7362 pt.	Help supply, except office workers.....	7308			
7369	Facilities management services.....	7308	7692	Welding repair.....	7600
			7694	Armature rewinding shops.....	7600
7372	Computer programming and other software services...	7304	7699 pt.	Farm machinery and equipment repair shops.....	7600
7374 pt.	Data processing services, except facilities management.....	7304	7699 pt.	Lawnmower, saw, knife, tool sharpening and repair.....	7600
7374 pt.	Computer facilities management.....	7304	7699 pt.	Sewer and septic tank cleaning services.....	7600
7379	Computer related services, n.e.c.....	7304	7699 pt.	Other repair and related services, n.e.c.....	7600
7391	Research and development laboratories.....	7305			

SIC code	Title	Reporting form CB-	SIC code	Title	Reporting form CB-	
78	MOTION PICTURES		80	HEALTH SERVICES, EXCEPT HOSPITALS--Con.		
7813	Motion picture production, except for TV.....	7801	8051	Skilled nursing care facilities.....	8004	
7814	Motion picture, tape production for TV.....	7801	8059	Nursing and personal care facilities, n.e.c.....	8004	
7819	Services allied to motion picture production.....	7802	8071	Medical laboratories.....	8003	
7823	Motion picture film exchanges.....	7801	8072	Dental laboratories.....	8003	
7824	Film or tape distribution for TV.....	7801	808	Outpatient care facilities.....	8004	
7829	Services allied to motion picture distribution.....	7802	809	Health and allied services, n.e.c.....	8004	
7832	Motion picture theaters, except drive-in.....	7803				
7833	Drive-in motion picture theaters.....	7803	81	LEGAL SERVICES		
79	AMUSEMENT AND RECREATION SERVICES, EXCEPT MOTION PICTURES		81 pt.	Offices of lawyers.....	8100	
			81 pt.	Legal aid societies and similar legal services....	8100	
791 pt.	Public dance halls or ballrooms.....	7905				
791 pt.	Dance schools, including children's and professionals'.....	7905	823, 4, 9	SELECTED EDUCATIONAL SERVICES		
7922 pt.	Producers of live theatrical productions.....	7901	823	Libraries and information centers.....	8200	
7922 pt.	Producers of radio and TV shows, except tape.....	7901	8241	Correspondence schools.....	8200	
7922 pt.	Artists' and entertainers' managers or agents, concert bureaus, booking agents.....	7901	8243	Data processing schools.....	8200	
7922 pt.	Other theatrical services.....	7901	8244	Business and secretarial schools.....	8200	
7929 pt.	Dance groups and artists.....	7901	8249	Vocational schools, except vocational high schools, n.e.c.....	8200	
7929 pt.	Symphony orchestras, opera companies, and chamber music organizations.....	7901	829	Schools and educational services, n.e.c.....	8200	
7929 pt.	Other music and entertainment presentations.....	7901	83	SOCIAL SERVICES		
7932	Billiard and pool establishments.....	7902	832	Individual and family social services.....	8300	
7933	Bowling alleys.....	7902	833	Job training and vocational rehabilitation services.....	8300	
7941 pt.	Baseball clubs.....	7902	835	Child day care services.....	8300	
7941 pt.	Football clubs.....	7902	836	Residential care.....	8300	
7941 pt.	Other professional sports clubs.....	7902	839	Social services, n.e.c.....	8300	
7941 pt.	Managers and promoters.....	7902				
7948 pt.	Auto racetrack operation.....	7902	84	NONCOMMERCIAL MUSEUMS, ART GALLERIES, AND BOTANICAL AND ZOOLOGICAL GARDENS		
7948 pt.	Horse racetrack operation.....	7902				
7948 pt.	Dog racetrack operation.....	7902	8411	Noncommercial museums and art galleries.....	7904	
7948 pt.	Racing stables and racing, n.e.c.....	7902	8421	Noncommercial arboreta, botanical, and zoological gardens.....	7904	
7992	Public golf courses.....	7905				
7993	Coin-operated amusement device operators.....	7905	86	SELECTED MEMBERSHIP ORGANIZATIONS		
7996	Amusement parks.....	7902	861	Business associations.....	8600	
7997	Membership sports and recreation clubs.....	7903	862	Professional membership organizations.....	8600	
7999 pt.	Concession operators of amusement devices, rides... carnivals and circuses.....	7905	864	Civic, social, and fraternal associations.....	8600	
7999 pt.	Fairs.....	7905	869	Membership organizations, n.e.c.....	8600	
7999 pt.	Commercial museums, art galleries, and botanical and zoological gardens.....	7904	89	MISCELLANEOUS SERVICES		
7999 pt.	Roller skating rinks.....	7905	891 pt.	Architectural services.....	8901	
7999 pt.	Ice skating rinks.....	7905	891 pt.	Engineering services.....	8901	
7999 pt.	Other amusement and recreation services, n.e.c.....	7905	891 pt.	Surveying services.....	8901	
80	HEALTH SERVICES, EXCEPT HOSPITALS		8001	892	Noncommercial educational, scientific, and research organizations.....	7305
801	Offices of physicians.....	8001	893	Accounting, auditing, and bookkeeping services....	8902	
802	Offices of dentists.....	8002	899	Services, n.e.c.....	8902	
803	Offices of osteopathic physicians.....	8001				
8041	Offices of chiropractors.....	8001				
8042	Offices of optometrists.....	8001				
8049	Offices of health practitioners, n.e.c.....	8001				



# APPENDIX D.

## Standard Metropolitan Statistical Areas


[Titles and definitions shown for SMSA's are those established by the Office of Management and Budget, as of January 1982]

### Standard Metropolitan Statistical Areas

SMSA and definition	SMSA and definition
<p><b>Albany, Ga.</b> Dougherty County, Ga. Lee County, Ga.</p> <p><b>Athens, Ga.<sup>1</sup></b> Clarke County, Ga. Jackson County, Ga. Madison County, Ga. Oconee County, Ga.</p> <p><b>Atlanta, Ga.</b> Butts County, Ga. Cherokee County, Ga. Clayton County, Ga. Cobb County, Ga. De Kalb County, Ga. Douglas County, Ga. Fayette County, Ga. Forsyth County, Ga. Fulton County, Ga. Gwinnett County, Ga. Henry County, Ga. Newton County, Ga. Paulding County, Ga. Rockdale County, Ga. Walton County, Ga.</p>	<p><b>Augusta, Ga.-S.C.</b> Columbia County, Ga. Richmond County, Ga. Aiken County, S.C.</p> <p><b>Chattanooga, Tenn.-Ga.</b> Catoosa County, Ga. Dade County, Ga. Walker County, Ga. Hamilton County, Tenn. Marion County, Tenn. Sequatchie County, Tenn.</p> <p><b>Columbus, Ga.-Ala.</b> Russell County, Ala. Chattahoochee County, Ga. Muscookee County, Ga.<sup>2</sup></p> <p><b>Macon, Ga.</b> Bibb County, Ga. Houston County, Ga. Jones County, Ga. Twiggs County, Ga.</p> <p><b>Savannah, Ga.</b> Bryan County, Ga. Chatham County, Ga. Effingham County, Ga.</p>

<sup>1</sup>New SMSA since 1977 Economic Censuses.

<sup>2</sup>Muscookee County has been reinstated as a county. It replaced the county equivalent record for the independent city of Columbus.



# APPENDIX E.

## Percent of Receipts/Revenue Based on Administrative Records and Estimation for the State: 1982

**Table E-1. Firms Subject to Federal Income Tax**

(Includes only establishments with payroll. For meaning of abbreviations and symbols, and for more information on reliability of data, see introductory text)

SIC code	Kind of business or operation	Percent of receipts†—		SIC code	Kind of business or operation	Percent of receipts†—	
		From administrative records¹	Estimated²			From administrative records¹	Estimated²
	<b>Total</b> .....	1	1	73	<b>Business services—Con.</b>		
70	<b>Hotels, motels, and other lodging places</b> .....	0	1	7394	Equipment rental and leasing services .....	0	1
	Hotels, motels, and other lodging places .....	0	1	7394 pt.	Equipment rental .....	0	1
7011	Hotels, motor hotels, and motels .....	0	0	7394 pt.	Equipment leasing, except finance leasing .....	0	0
7011 pt.	Hotels .....	0	0	7394 pt.	Leasing and rental of heavy construction .....	0	0
7011 pt.	Hotels, 25 guestrooms or more .....	0	0	7394 pt.	equipment without operators .....	0	0
7011 pt.	Hotels, less than 25 guestrooms .....	1	1		Rental of heavy construction equipment with .....	2	1
7011 pt.	Motels, motor hotels, and tourist courts .....	1	2		operators .....	0	0
7011 pt.	Motels, tourist courts .....	1	2				
7011 pt.	Motor hotels .....	0	1	Other 73	Other business services .....	1	1
	Motor hotels .....	0	1	732	Credit reporting, collection agencies .....	1	0
702, 3, 4	Other lodging places .....	1	3	732 pt.	Adjustment and collection agencies .....	1	0
703	Trailering parks and camps .....	1	1	732 pt.	Mercantile reporting agencies .....	(D)	(D)
7032	Sporting and recreational camps .....	3	4	732 pt.	Consumer credit reporting agencies .....	(D)	(D)
7033	Trailering parks and camp sites for transients .....	0	1	7331	Direct mail advertising services .....	4	0
702, 4	Rooming, boarding, and membership lodging .....	2	2		Blueprinting and photocopying services .....	1	5
702	Rooming and boarding houses .....	5	1	7332	Commercial photography, art, and graphics .....	1	1
704	Organization hotels and lodging houses, on membership basis .....	0	3	7333 pt.	Commercial photography .....	2	0
				7333 pt.	Commercial art .....	1	0
72	<b>Personal services</b> .....	1	2	7333 pt.	Graphic arts and related design and .....	1	1
	Laundry, cleaning, and garment services .....	1	2	7333 pt.	commercial photography, n.e.c. ....	1	0
7215	Coin-operated laundries and dry cleaning .....	1	2				
7215 pt.	Coin-operated laundries and dry-cleaning .....	2	1	7339	Stenographic services; and reproduction services, .....	1	1
7215 pt.	Coin-operated laundry machine routes .....	0	2	n.e.c. ....	Personal supply services .....	0	1
721 ex.	Other laundry, cleaning, and garment services .....	2	1	736	Employment agencies .....	2	2
7215	Power laundries, family and commercial* .....	2	2	7362	Help supply services .....	0	2
7211	Dry-cleaning plants, except rug cleaning* .....	2	2	7362 pt.	Office help supply services .....	0	2
7216	Laundry and cleaning services, n.e.c.* .....	1	3	7362 pt.	Help supply, except office workers .....	0	2
Other 721	Laundry and cleaning services, n.e.c.* .....	1	3	7369	Facilities management services .....	0	0
7212	Garment pressing and agents for laundries .....	3	2				
	and dry cleaners .....	3	2	7391	Research and development laboratories .....	0	1
7213	Linen supply .....	0	5	7387	Testing laboratories and facilities .....	0	0
7217	Carpet and upholstery cleaning .....	1	3	7393	Detective agencies and protective services .....	0	0
7218	Industrial laundries .....	1	1	7393 pt.	Detective agencies and guard services .....	0	0
7214, 9	Other laundry, garment services, including .....	2	1	7393 pt.	Armored car services .....	0	0
	diaper .....	2	1	7393 pt.	Burglar and fire alarm systems .....	0	0
7214	Diaper service* .....	(D)	(D)				
7219	Laundry and garment services, n.e.c. ....	(D)	(D)	7395	Photofinishing laboratories* .....	0	0
				7399 pt.	Sign painting shops .....	2	1
722	Photographic studios, portrait .....	1	1	7399 pt.	Interior designing .....	1	1
				7399 pt.	Telephone answering services .....	1	1
723, 4	Beauty and barber shops .....	2	1	735, 7396,	Other business services, n.e.c. ....	1	2
723	Beauty shops .....	3	1	7399 pt.			
724	Barber shops .....	2	1	735	News syndicates .....	0	8
				7396	Trading stamp services (sales offices) .....	(D)	(D)
725	Shoe repair, shoe shine, and hat-cleaning shops .....	1	2	7399 pt.	Water softening services .....	0	0
726	Funeral service and crematories .....	2	1	7399 pt.	Packaging and labeling services .....	0	0
				7399 pt.	Miscellaneous business services, n.e.c. ....	(D)	(D)
729	Miscellaneous personal services .....	1	2				
729 pt.	Reducing salons and health clubs, except .....	2	1	75	<b>Automotive repair, services, and garages</b> .....	1	1
729 pt.	resorts .....	2	1				
729 pt.	Tax preparation services .....	1	2	751	Automotive rental and leasing, without drivers .....	0	0
729 pt.	Other personal services, n.e.c. ....	0	2	7512 pt.	Passenger car rental, without drivers .....	0	1
				7512 pt.	Passenger car leasing, except finance leasing .....	1	1
73	<b>Business services</b> .....	0	1	7513 pt.	Truck rental, without drivers .....	0	0
	Advertising .....	0	2	7513 pt.	Truck leasing, except finance leasing .....	0	0
7311	Advertising agencies .....	0	2	7519	Utility trailer and recreational vehicle rental .....	1	3
7312	Outdoor advertising services .....	0	1				
7313	Radio, TV, publishers' advertising .....	0	1	752	Automobile parking .....	0	0
7319	representatives .....	0	1	7523	Parking lots .....	0	0
	Advertising, n.e.c. ....	0	2	7525	Parking structures .....	0	1
734	Services to dwellings and other buildings .....	1	1	753	Automotive repair shops .....	2	1
7341	Window cleaning .....	1	1	7538	General automotive repair shops .....	2	1
7342	Disinfecting and exterminating services .....	1	0	7538 pt.	General automotive repair shops, except .....	2	1
7349	Cleaning and maintenance services, n.e.c. ....	1	1		diesel .....	2	1
				7539 pt.	Diesel repair shops .....	3	0
				7531	Top and body repair shops .....	1	1
737	Computer and data processing services .....	0	1				
7372	Computer programming and other software .....	0	1	7534, 5, 9	Other automotive repair shops .....	1	1
	services .....	0	0	7534	Tire retreading and repair shops .....	2	1
7374	Data processing services .....	0	1	7535	Paint shops .....	1	1
7374 pt.	Data processing services, except facilities .....	0	1	7539 pt.	Auto electrical and fuel system services .....	3	1
	management .....	(D)	(D)	7539 pt.	Radiator repair .....	1	1
7374 pt.	Computer facilities management .....	(D)	(D)	7539 pt.	Glass replacement and repair .....	1	3
7379	Computer related services, n.e.c. ....	1	3				
				7539 pt.	Brake, front end, and wheel alignment .....	0	1
7392	Management, consulting, and public relations .....	1	1	7539 pt.	Exhaust system services (muffler shops) .....	2	1
7392 pt.	Management and administrative services .....	1	2	7539 pt.	Transmission repair shops .....	1	1
7392 pt.	Public relations services .....	2	3	7539 pt.	Other automotive repair shops, n.e.c. ....	1	2
7392 pt.	Management consulting services .....	0	0				
7392 pt.	Economic and sociological research .....	1	1	754	Automotive services, except repair .....	1	2
7392 pt.	Consulting services, n.e.c. ....	2	2	7542	Car washes .....	1	2
				7549	Other automotive services .....	2	2

See footnotes at end of table.

**Table E-1. Firms Subject to Federal Income Tax—Con.**

[Includes only establishments with payroll. For meaning of abbreviations and symbols, and for more information on reliability of data, see introductory text.]

SIC code	Kind of business or operation	Percent of receipts†—		SIC code	Kind of business or operation	Percent of receipts†—	
		From administrative records¹	Estimated²			From administrative records¹	Estimated²
76	Miscellaneous repair services .....	2	1	78, 79	Amusement and recreation services, including motion pictures—Con.		
762	Electrical and electronic repair shops .....	2	1	79 ex. 792,	Commercial sports and other amusement and recreation services—Con.		
7622	Radio and TV repair shops .....	2	1	79 ex. 792,	Other amusement and recreation services .....	1	3
7623, 9	Other electrical and electronic repair shops .....	2	1	3, 4			
7623	Refrigeration and air-conditioning repair shops .....	1	2	791	Dance halls, studios, and schools .....	2	2
7629	Electrical and electronic repair shops, n.e.c. ....	2	1	791 pt.	Public dance halls or ballrooms .....	4	0
				791 pt.	Dance schools, including children's and professionals³ .....		2
764	Reupholstery and furniture repair .....	3	2	792	Public golf courses .....	(D)	(D)
				793	Coin-operated amusement device operators .....	(D)	(D)
				796	Amusement parks .....	(D)	(D)
				797	Membership sports and recreation clubs .....	1	2
763, 9	Other repair shops and related services .....	2	1	799	Amusement and recreation services, n.e.c. ....	2	2
763	Watch, clock, and jewelry repair .....	2	1	799 pt.	Concession operators of amusement devices, rides .....	2	4
769	Miscellaneous repair and related services .....	2	1	799 pt.	Carnivals, circuses, and fairs .....	(D)	(D)
7692	Welding repair .....	3	2	799 pt.	Carnivals and circuses .....	(D)	(D)
7694	Armature rewinding shops .....	1	0	799 pt.	Fairs .....	(D)	(D)
7699	Repair shops and related services, n.e.c. ....	2	2	799 pt.	Other commercial recreation and amusements .....	(D)	(D)
7699 pt.	Farm machinery and equipment repair shops .....	2	2	799 pt.	Commercial museums, art galleries, and botanical and zoological gardens .....	(D)	(D)
7699 pt.	Lawnmower, saw, knife, tool sharpening and repair .....	3	1	799 pt.	Roller skating rinks .....	0	1
7699 pt.	Sewer and septic tank cleaning services .....	2	1	799 pt.	Ice skating rinks .....	(D)	(D)
7699 pt.	Other repair and related services, n.e.c. ....	2	1	799 pt.	Other amusement and recreation services, n.e.c. ....	3	3
78, 79	Amusement and recreation services, including motion pictures .....	0	2	80, ex. 806	Health services, except hospitals .....	1	1
				801	Offices of physicians .....	1	1
781, 2	Motion picture production, distribution, and services .....	0	1	802	Offices of dentists .....	1	1
7813	Motion picture production, except for TV .....	0	1	803	Offices of osteopathic physicians .....	2	1
7814	Motion picture, tape production for TV .....	0	1	804	Offices of chiropractors .....	(D)	(D)
7819	Services allied to motion picture production .....	0	1	8042	Offices of optometrists .....	1	1
7823	Motion picture film exchanges .....	0	1	805	Nursing and personal care facilities .....	0	2
7824	Film or tape distribution for TV .....	0	1	8051	Skilled nursing care facilities .....	0	2
7829	Services allied to motion picture distribution .....	0	0	8059	Nursing and personal care facilities, n.e.c. ....	0	1
				8049, 807, 8, 9	Other health services .....	1	1
783	Motion picture theaters .....	0	1	807	Medical and dental laboratories .....	1	1
7832	Motion picture theaters, except drive-in .....	0	1	8071	Medical laboratories .....	0	2
7833	Drive-in motion picture theaters .....	0	2	8072	Dental laboratories .....	1	1
				8049, 808, 9	Other health services, n.e.c. ....	1	1
792	Producers, orchestras, and entertainers .....	1	0	8049	Offices of health practitioners, n.e.c. ....	1	1
7922	Theatrical producers (except motion picture) and miscellaneous theatrical services .....	1	0	808	Outpatient care facilities .....	2	2
7922 pt.	Producers of live theatrical productions .....	0	0	809	Health and allied services, n.e.c. ....	1	1
7922 pt.	Producers of radio and TV shows, except tape .....	3	0	81	Legal services .....	1	1
7922 pt.	Artists' and entertainers' managers or agents, concert bureaus, booking agents .....	5	0	823, 4, 9	Selected educational services .....	0	3
7922 pt.	Other theatrical services .....	2	0	823	Libraries and information centers .....	(D)	(D)
7929	Bands, orchestras, actors, and other entertainers and entertainment groups .....	0	0	824	Correspondence schools and vocational schools .....	0	1
7929 pt.	Dance groups and artists .....	1	2	8241	Correspondence schools .....	(D)	(D)
7929 pt.	Symphony orchestras, opera companies, and chamber music organizations .....	(D)	(D)	8243	Data processing schools .....	(D)	(D)
7929 pt.	Other music and entertainment presentations .....	(D)	(D)	8244	Business and secretarial schools .....	(D)	(D)
				8249	Vocational schools, except vocational high schools, n.e.c. ....	0	2
				829	Schools and educational services, n.e.c. ....	(D)	(D)
793	Bowling alleys and billiards and pool establishments .....	1	2	891	Engineering, architectural, and surveying services .....	0	0
7932	Billiard and pool establishments .....	1	2	891 pt.	Architectural services .....	1	0
7933	Bowling alleys .....	1	2	891 pt.	Engineering services .....	0	0
				893	Surveying services .....	1	1
79 ex. 792, 3	Commercial sports and other amusement and recreation services .....	1	3	83, 892, 9	Accounting, auditing, and bookkeeping services .....	1	1
794	Commercial sports .....	0	0	83	Social and other services .....	1	2
7941	Professional sports clubs, managers, promoters .....	1	0	835	Social services .....	1	2
7941 pt.	Baseball clubs .....	(D)	(D)	835	Child day care services .....	2	1
7941 pt.	Football clubs .....	(D)	(D)	832, 3, 6, 9	Other social services .....	1	2
7941 pt.	Other professional sports clubs .....	(D)	(D)	832	Individual and family social services .....	3	4
7941 pt.	Managers and promoters .....	(D)	(D)	833	Job training and vocational rehabilitation services .....	0	2
7949	Racing, including track operation .....	0	1	836	Residential care .....	4	4
7949 pt.	Auto race track operation .....	0	1	839	Social services, n.e.c. ....	2	5
7949 pt.	Horse race track operation .....	0	0	892, 9	Other services .....	1	2
7949 pt.	Dog race track operation .....	0	0	892	Noncommercial educational, scientific, and research organizations .....	4	0
7949 pt.	Racing stables and racing, n.e.c. ....	0	1	899	Services, n.e.c. ....	1	2

† Coverage symbols: 0—Less than 10 percent; 1—10 to 19 percent; 2—20 to 29 percent; 3—30 to 39 percent; 4—40 to 49 percent; 5—50 to 59 percent; 6—60 to 69 percent; 7—70 to 79 percent; 8—80 to 89 percent; 9—90 percent or more.

¹Includes receipts information obtained from administrative records of other Federal agencies.

²Includes receipts information which was imputed based on historic company ratios or administrative records, or on industry averages.

**Table E-2. Firms Exempt From Federal Income Tax**


[Includes only establishments with payroll. For meaning of abbreviations and symbols, and for more information on reliability of data, see introductory text]

SIC code	Kind of business or operation	Percent of revenue†—		SIC code	Kind of business or operation	Percent of revenue†—	
		From administrative records¹	Estimated²			From administrative records¹	Estimated²
	<b>Total</b> .....	0	1	<b>805, 8, 9</b>	<b>Selected health services</b> .....	0	0
7011 pt., 7032, 704	Hotels, camps, and membership lodging .....	1	2	805	Nursing and personal care facilities .....	0	1
				8051	Skilled nursing care facilities .....	0	1
7011 pt. 7032 704	Hotels .....	0	6	8059	Nursing and personal care facilities, n.e.c. ....	0	1
	Sporting and recreational camps .....	2	0	809	Outpatient care facilities .....	1	0
	Organization hotels and lodging houses, on membership basis .....	0	2	81	Health and allied services, n.e.c. ....	2	0
7391, 2, 7	Research, testing, and consulting services .....	0	1	<b>823, 4, 9</b>	<b>Legal aid societies and similar legal services</b> .....	0	0
7391	Research and development laboratories .....	(D)	(D)	823	<b>Selected educational services</b> .....	1	2
7392	Management, consulting, and public relations services .....	(D)	(D)	824	Libraries and information centers .....	0	8
7397	Testing laboratories and facilities .....	(D)	(D)	8241, 9	Correspondence schools and vocational schools ..	0	1
					Correspondence and vocational schools, except vocational high schools, n.e.c. ....	0	1
792, 7997, 7999 pt., 84	<b>Selected amusement, recreation, and related services</b> .....	1	0	8243, 4	Data processing, business, and secretarial schools .....	0	0
				829	Schools and educational services, n.e.c. ....	1	2
792	Producers, orchestras, and entertainers .....	0	0	83	<b>Social services</b> .....	0	1
7922	Theatrical producers (except motion picture) and miscellaneous theatrical services .....	0	0	835	Child day care services .....	0	2
7929	Bands, orchestras, actors, and other entertainers and entertainment groups .....	1	0	832, 3, 6, 9	Other social services .....	0	1
				832	Individual and family social services .....	0	1
7999 pt., 84	Museums, art galleries, and botanical and zoological gardens .....	0	0	833	Job training and vocational rehabilitation services ..	0	1
7999 pt. 84	Commercial museums, art galleries, and botanical and zoological gardens .....	0	0	836	Residential care .....	1	1
				839	Social services, n.e.c. ....	0	1
8411	Noncommercial museums, art galleries, and botanical and zoological gardens .....	0	0	<b>861, 2, 4, 9</b>	<b>Selected membership organizations</b> .....	1	1
8421	Noncommercial arboreta, botanical and zoological gardens .....	0	0	861	Business associations .....	1	1
				864	Civic, social, and fraternal associations .....	1	1
7997	Membership sports and recreation clubs .....	1	0	862, 9	Other membership organizations .....	1	2
7999 pt.	Fairs .....	5	0	862	Professional membership organizations .....	1	3
				869	Membership organizations, n.e.c. ....	2	1
				<b>892</b>	<b>Noncommercial educational, scientific, and research organizations</b> .....	0	0

† Coverage symbols: 0—Less than 10 percent; 1—10 to 19 percent; 2—20 to 29 percent; 3—30 to 39 percent; 4—40 to 49 percent; 5—50 to 59 percent; 6—60 to 69 percent; 7—70 to 79 percent; 8—80 to 89 percent; 9—90 percent or more.

¹Includes revenue information obtained from administrative records of other Federal agencies.

²Includes revenue information which was imputed based on historic company ratios or administrative records, or on industry averages.



## APPENDIX F. Geographic Notes

**Muscogee County** has been reinstated as a county. It contains the consolidated government of Columbus, including the one semi-independent town of Bibb City, which is not populous enough to qualify as a "place" for the economic censuses.

**Atlanta** is in De Kalb and Fulton Counties.

**Austell** is in Cobb and Douglas Counties.

**Bremen** is in Carroll and Haralson Counties.

**Buford** is in Gwinnett and Hall Counties.

**College Park** is in Clayton and Fulton Counties.

**Fitzgerald** is in Ben Hill and Irwin Counties; it annexed into Irwin County in December 1978.

**Fort Oglethorpe** is in Catoosa and Walker Counties.

**Macon** is in Bibb and Jones Counties.

**Manchester** is in Meriwether and Talbot Counties.

**Vidalia** is in Montgomery and Toombs Counties.

**Villa Rica** is in Carroll and Douglas Counties.

**Waycross** is in Pierce and Ware Counties; it annexed into Pierce County in April 1981.

**West Point** is in Harris and Troup Counties.





**REFERENCE MATERIALS • ORDER FORMS • PUBLICATION CORRECTIONS**

Please send me the items marked (X) below.

Corrections (if there are any) for this publication—**Service Industries, Georgia, SC82-A-11**

If you purchase several different reports from the 1982 Economic Censuses, you should complete this form from each of the reports and return it to the address shown below to receive publication corrections. However, you should complete the following on **only** one of the forms.

Guide to the 1982 Economic Censuses and Related Statistics

Monthly Product Announcement—A monthly notice of all products released by the Census Bureau during the previous month—useful primarily to persons who plan to purchase publications, tapes, etc., in the future.

Publication announcements and order forms — *Mark (X) subjects in which you are interested.*


- |  |  |   |
|--|--|---|
| <input type="checkbox"/> Retail Trade            | <input type="checkbox"/> Economic Censuses of Outlying Areas (Puerto Rico, Guam, Virgin Islands, and Northern Mariana Islands) | <input type="checkbox"/> Governments              |
| <input type="checkbox"/> Wholesale Trade         | <input type="checkbox"/> Enterprise Statistics   | <input type="checkbox"/> Foreign Trade            |
| <input type="checkbox"/> Service Industries      | <input type="checkbox"/> Minority- and Women-Owned Businesses  | <input type="checkbox"/> Population               |
| <input type="checkbox"/> Construction Industries | <input type="checkbox"/> Agriculture   | <input type="checkbox"/> Housing                  |
| <input type="checkbox"/> Manufacturing           | <input type="checkbox"/> County Business Patterns  | <input type="checkbox"/> International Statistics |
| <input type="checkbox"/> Mineral Industries      | <input type="checkbox"/> Quarterly Financial Report  | <input type="checkbox"/> Geography                |
| <input type="checkbox"/> Transportation          |  | <input type="checkbox"/> Guides, Catalogs, etc.   |

TEAR HERE

Name		
Organization		
Address/PO Box		
City	State	ZIP Code


*Mail completed form to* ↓

**Customer Services  
DUSD  
Bureau of the Census  
Washington, D.C. 20233**



**The Census Bureau  
releases 1,000's of  
statistical reports  
each year.**

**Interested?**



**Publication order forms  
announce the availability and  
price of these printed reports. To  
receive order forms as they are issued, mark (X) your subject interest(s).**

- |                         |                          |  |                          |                          |
|-------------------------|--------------------------|--|--------------------------|--------------------------|
| Retail Trade            | <input type="checkbox"/> |  | Governments              | <input type="checkbox"/> |
| Wholesale Trade         | <input type="checkbox"/> | Other Economic:                          | Foreign Trade            | <input type="checkbox"/> |
| Service Industries      | <input type="checkbox"/> | Outlying Areas                           | Population               | <input type="checkbox"/> |
| Construction Industries | <input type="checkbox"/> | Enterprise Statistics                    | Housing                  | <input type="checkbox"/> |
| Manufacturing           | <input type="checkbox"/> | Minority- and Women-<br>Owned Businesses | International Statistics | <input type="checkbox"/> |
| Mineral Industries      | <input type="checkbox"/> | Agriculture                              | Geography                | <input type="checkbox"/> |
| Transportation          | <input type="checkbox"/> | County Business Patterns                 | References               | <input type="checkbox"/> |
|                         |                          | Quarterly Financial Report               |                          | <input type="checkbox"/> |

Name \_\_\_\_\_

Organization \_\_\_\_\_

Address/PO Box \_\_\_\_\_

City, State, ZIP Code \_\_\_\_\_

Mail completed form to:

Customer Services  
DUSD  
Bureau of the Census  
Washington, D.C. 20233

The first thing  
I noticed when  
I stepped out  
of the plane



was the  
fresh air

and the  
scent of  
the sea

The rest of the page contains extremely faint, illegible text, likely bleed-through from the reverse side of the page. The text is too light to transcribe accurately.

# PUBLICATION PROGRAM

## 1982 CENSUS OF SERVICE INDUSTRIES

Publications of the 1982 Census of Service Industries, containing data on service industries establishments in the United States, are described below. Publications order forms for specific reports may be obtained from any Department of Commerce district office or from Data User Services Division, Customer Services (Publications), Bureau of the Census, Washington, D.C. 20233. The first results were issued in preliminary reports. Final detailed statistics are issued in separate paperbound reports, which subsequently are assembled and reissued in cloth-bound volumes.

### Final Reports

#### Geographic area series—52 reports (SC82-A-1 to -52)

A separate paperbound report is being published for establishments with payroll for each State, the District of Columbia, and the United States. Each report presents general statistics for establishments of firms subject to Federal income tax, on number of establishments, receipts, payroll, and employment, by varied service classifications, for the United States, States, the District of Columbia, SMSA's, counties, and places with 300 service establishments or more, by kind of business. Greater kind-of-business detail is shown for larger areas. In addition, for places with 2,500 inhabitants or more and for all counties, statistics are provided on number of establishments and receipts for five major kind-of-business groups. For establishments of firms exempt from Federal income tax, statistics are presented on number of establishments, revenue, payroll, and employment by varied service classifications, for the United States, States, the District of Columbia, and SMSA's. Greater kind-of-business detail is shown for larger areas. For each State, the District of Columbia, and the United States, 1982 data are provided on receipts/revenue and employees per establishment, and on receipts/revenue and payroll per employee. Comparative statistics showing percent changes in receipts/expenses and payroll between 1977 and 1982 also are shown.

#### Industry series—5 reports (SC82-I-1 to -5)

The first report (SC82-I-1) presents data based on size of establishment, size of company or firm (firm size is based on all establishments operated by a firm within the same kind of business or kind-of-business group for which data are presented), and legal form of organization. Establishment statistics are presented by receipts/revenue size and by employment size; statistics for firms, by receipts/revenue size (including concentration by largest firms), by employment size, and by number of establishments operated (single units and multiunits). Statistics are presented for establishments with payroll by kind of business on the number of establishments, receipts/revenue, payroll, and employment for the United States.

A report (SC82-I-2) on capital expenditures, depreciable assets, and operating expenses presents data for firms with payroll for the United States by major kinds of business. Operating expenses include annual payroll, supplemental labor costs, purchased services, etc. Receipts data also are provided.

Three other reports (SC82-I-3 to -5) contain data for hotels, motels, and other lodging places; the motion picture industry; and other miscellaneous subjects. Data are presented for the United States as a whole and, where feasible, for States and SMSA's.

### Final Report Volumes

- Volume I. 1982 Census of Service Industries—Summary and Industry Statistics. Includes data previously issued in series SC82 I
- Volume II. 1982 Census of Service Industries—Geographic Area Statistics. Includes data previously issued in series SC82-A.

### Microfiche

Every final report in the 1982 Census of Service Industries also will be available on microfiche.

### Public-Use Computer Tapes

Selected data—detailed information by geographic area—also are available on public-use computer tapes. For the selected data, these tapes will provide the same information found in the final reports. Public-use computer tapes are available for users who wish to summarize, rearrange, or process large amounts of data. These tapes, with corresponding technical documentation, are sold by Data User Services Division, Customer Services (Tapes), Bureau of the Census, Washington, D.C. 20233.

## OTHER ECONOMIC CENSUS REPORTS

Data on retail trade, wholesale trade, construction industries, manufactures, mineral industries, transportation, enterprise statistics, minority-owned business enterprises, and women-owned businesses also are available from the 1982 Economic Censuses. A separate series of reports covers the censuses of outlying areas—Puerto Rico, Virgin Islands of the United States, Guam, and the Northern Marianas. Separate announcements describing these reports are available free of charge from Data User Services Division, Customer Services (Publications), Bureau of the Census, Washington, D.C. 20233.

Superintendent of Documents  
U.S. Government Printing Office  
Washington, D.C. 20402



POSTAGE AND FEES PAID  
U.S. DEPARTMENT OF COMMERCE  
COM-202

**Official Business**


Penalty for Private Use, \$300

Special Fourth-Class  
Rate—Book





CB/Bureau of the Census Library



5 0673 01047584 9