Emergency Response Coordination Centre (ERCC) | DG ECHO Daily Map | 25/11/2021
COVID-19 pandemic in the EU/EEA

European Commission

	Global COVID-19 cases[1]	Cases in EU/EEA[1]
Confirmed Cases	257,905,015	44,473,508
Deaths	5,163,609	835,213

[1] Source ECDC 25/11/2021 10:00 CEST)

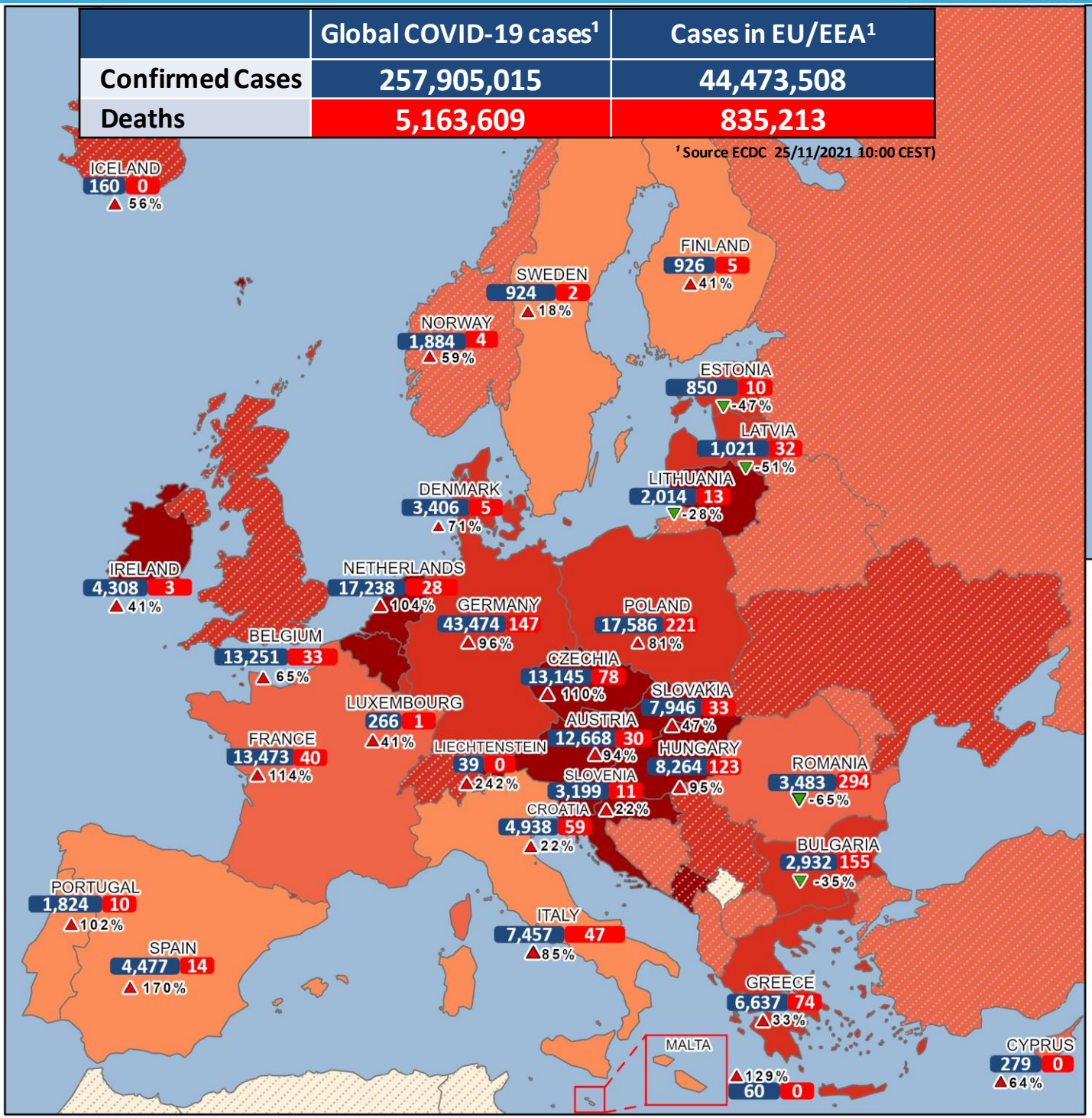

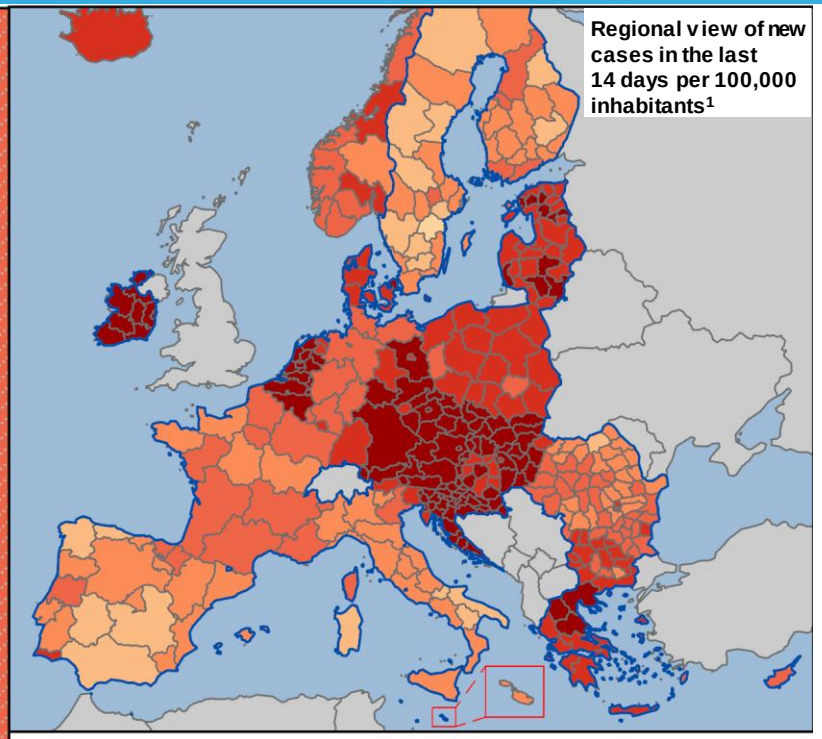

New cases in the last 14 days per 100,000 inhabitants

0	1 - 25	26 - 50	51 - 100	101 - 250	251 - 500	501 - 1000	> 1000

X 14-day daily average cases [2]

X 14-day daily average deaths[2]

Δ xx% Evolution* 14-day average cases per 100,000 inhabitants[2]

* Average of current fortnight compared with the previous fortnight

European Union

Non-EU

[2] Calculated for the period: 08/11/2021 – 22/11/2021 (Week 45-46)

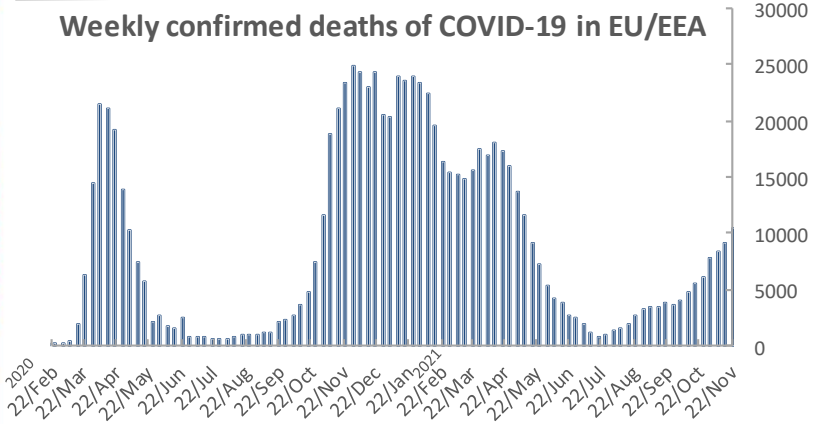

Copyright, European Union, 2021. Map created by DG ECHO A3 Situational Awareness Sector in collaboration with JRC. Sources:, ECDC, GISCO. The boundaries and names shown on this map do not imply official endorsement or acceptance by the European Union.

More info on Corona Virus here and on reopening of the EU MS borders here