





—









AN
INTRODUCTION
TO
PRACTICAL ASTRONOMY,
WITH
A COLLECTION OF
ASTRONOMICAL TABLES.

BY
ELIAS LOOMIS, LL.D.,
PROFESSOR OF MATHEMATICS AND NATURAL PHILOSOPHY IN THE UNIVERSITY
OF THE CITY OF NEW YORK, AUTHOR OF A "COURSE OF
MATHEMATICS," ETC.



NEW YORK:
HARPER & BROTHERS, PUBLISHERS,
329 & 331 PEARL STREET,
FRANKLIN SQUARE.
1855.

184. h. 12.

Entered, according to Act of Congress, in the year 1855, by

HARPER & BROTHERS,

In the Clerk's Office of the Southern District of New York.

1855

P R E F A C E.

THE rapid advance in the cultivation of Practical Astronomy which has recently been made in the United States is one of the most encouraging features of the age. It is less than twenty-five years since the first refracting telescope, exceeding those of a portable size, was imported into the United States, and the introduction of meridional instruments of the large class is of still more recent date. We may now boast of two Observatories, liberally equipped with instruments of the best class, and provided with a permanent corps of observers, as also a considerable number of other establishments more or less complete, and a still larger number of telescopes of dimensions adequate to be employed in original research.

This large increase of instrumental means of research has not only been attended by a corresponding increase of practical observers, but also by an increase of astronomers, who are able to apply their observations toward the testing and perfecting of astronomical theories. Not only have the latitude and longitude of numerous places in the United States been accurately determined, but a large number of fixed stars have been carefully observed and catalogued; improved methods of observation have been invented; the places of the different members of our solar system have been accurately observed and compared with the best tables; new tables have been constructed, claiming an accuracy superior to any thing heretofore known in Europe; and we have, at last, our own nautical ephemeris, which, it is hoped, will contribute to hasten the era of our national scientific independence.

While the attention of so many persons is thus earnestly directed to the improvement of Practical Astronomy, the want of a suitable text-book on this subject has been extensively felt. Some work has been needed which should not only give an adequate description of the instruments required in the outfit of an

Observatory, but which should also explain the methods of employing them, and the computations growing out of their use. No work of this description has hitherto been attempted in this country, if we except one or two treatises whose scope was confessedly far too limited; nor, so far as I am aware, does there exist in the English language any work which meets the demand in our country. Pearson's Practical Astronomy was undertaken with a somewhat similar object in view; but this is a work of inconvenient bulk, of heavy expense, and, withal, furnishes the student with very little insight into the methods of computation now most generally adopted by astronomers; nor have I met with any work in any foreign language which appeared to me exactly to meet the wants of our own country.

The following are among the different classes of persons for whom, it is believed, a work on Practical Astronomy was needed:

1. Amateur observers, who have in their possession astronomical instruments which they wish to employ to the best advantage, and feel the need of more specific instructions than can be gathered from the elementary text-books on Astronomy.

2. Practical surveyors, engineers employed on boundary and government surveys, astronomers employed in determining the situation of light-houses and other important points on the coast, the conductors of expeditions of discovery, whether by land or sea. Indeed, every person who has occasion to engage in astronomical computations feels the importance of having before him a volume which furnishes the formulæ for his use, and tables to facilitate his labors.

3. There is a far more numerous class of persons to whom, it is believed, a work on Practical Astronomy may be highly useful, viz., the entire corps of young men who are engaged in a course of liberal education. It is thought that the study of Practical Astronomy ought to be incorporated into the regular course of instruction in all our colleges and universities. It may be said that very few young men in our country ever intend to devote their time to the business of astronomical observations; so, also, very few intend to become practical surveyors, or navigators, or opticians; yet we include surveying, navigation, and optics in our course of liberal study, prescribed for all indiscriminately, whatever may be their ultimate destination.

Practical Astronomy has claims upon our attention equal to those of either of the preceding sciences, whether we regard it as a means of mental discipline, or in its bearings upon other branches of study. An acquaintance with the grand principles of astronomy has from time immemorial been regarded as an essential part of a finished education; but no one can feel a rational confidence in the results announced by astronomers without some distinct notion of the methods by which these results are attained. When the student is told that the sun is ninety-five millions of miles distant from us, and that light requires several years to reach us from the nearest fixed star, he may receive these doctrines without dispute on the basis of authority, but he can feel no adequate conviction of their truth without a knowledge of the instruments with which the requisite observations are made, as well as the principles upon which the computations are conducted.

It is believed, therefore, that Practical Astronomy is destined to occupy a more prominent place in our institutions of education than it now holds, and it is hoped that the present volume may contribute something to so desirable a result.

The preparation of this treatise has been attended with serious labor. No considerable portion of it has been exclusively derived from any single work. I have sought for materials from every source within my reach—not only from the standard authorities upon this subject, but also from *Astronomical Journals* and the *Annals of Observatories*. The works which I have most frequently consulted with success are, Pearson's *Practical Astronomy*, and Baily's *Astronomical Tables*; Delambre's *Astronomie*, and Francoeur's *Astronomie Pratique*; Brünnow's *Sphärischen Astronomie*; Sawitsch's *Practischen Astronomie*, and Bessel's *Astronomische Untersuchungen*.

The Tables which accompany this volume have cost me considerable labor. Table XVI. is entirely original. Doubtless similar tables have been heretofore computed, but I have been unable to find such an one in any of the works to which I have had access. Several of the tables have been computed entirely anew, although similar tables are to be found in other works. Of this description are Nos. XVII., XVIII., XXII., and XXVII. Others have been partially recomputed, extended, and modified to suit

the size of the page or the plan of this work. Of this description are Nos. IX., XII., XIII., XIV., XV., XIX., XX., XXI., XXIII., XXX., and XXXV., while a considerable portion of the remainder have been more or less modified in form or substance. There is not a line in the entire volume which was not sent to the printer in manuscript, and large portions of the work have been several times re-written. Nearly every instrument mentioned in this book is illustrated by a pretty accurate drawing, which, it is hoped, will render the descriptions intelligible to those who have not the instruments in their possession.

I have to acknowledge my obligations to several scientific friends for assistance in the preparation of this work. To my friends at Washington and Cambridge I am indebted for several important suggestions; but I am more particularly indebted to Rev. C. S. Lyman, of New Haven, who read nearly the entire work in manuscript, and whose criticisms have proved of great service to me. I am also indebted to him for the description of the prismatic sextant on page 101, and for the second method of projecting solar eclipses on page 242.

Inasmuch as the student is supposed to have some previous acquaintance with the elements of astronomy, if any one should undertake the study of this volume whose time does not permit him to read the whole in course, he may take up whatever chapter he pleases, and omit the remainder with very little danger of embarrassment; or if he should omit any thing which is essential to be studied, the references throughout the work will direct him to those portions which require his attention. To students who propose to devote only a few weeks to the study of Practical Astronomy as a branch of general education, the following course is suggested: Read the first two chapters, with but little, if any, omission; read Articles 131-5 of Chap. III.; some of the problems of Chap. IV.; Chap. V. entire, and Chap. VI. to Art. 179; a considerable part of Chap. VIII., and Articles 219-224 of Chap. IX.; after which the student may proceed with Lunar and Solar Eclipses and Occultations.

C O N T E N T S.

CHAPTER I.

STRUCTURE OF AN OBSERVATORY. THE TELESCOPE.

	Page
Directions for locating an Observatory	13
Standard Instruments of an Observatory	14
Form of Building required	15
Plan of Washington Observatory	16
The Refracting Telescope	17
Positive, negative, and diagonal Eye-pieces	18
Magnifying Power of a Telescope	19
Mode of determining the same experimentally	20
To test the Quality of a Telescope	22
List of test Objects for defining Power	23
List of test Objects for illuminating Power	24
List of remarkable Nebulæ	25
Equatorial Telescope described	26
Adjustments of the Equatorial	28
Spider-line Micrometer described	32
To find the Value of one Revolution of the Screw	34
Position Micrometer described	35
Method of illuminating the Lines	36
Comet-seeker described	37

CHAPTER II.

THE TRANSIT INSTRUMENT.

Portable Transit Instrument described	39
Transit Instrument for a large Observatory	41
Reversing Stand for Transit Instrument	43
Adjustments of the Transit Instrument	44
Properties of a good Level	45
Adjustment for Collimation	47
Transit Instrument brought into the Meridian	48
An Astronomical Clock	51
Method of observing and registering Transits	52
Equatorial Interval of the Wires	53
To reduce an Observation when all the Wires are not observed	56
Reduction for a Star near the Pole	57
Reduction for the Sun or a Planet	59
Reduction of an imperfect Transit of the Moon's Limb	60
To determine the Inclination of the Axis of the Transit	61
To compute the Correction for Inclination of the Axis	62
To determine the Error of Collimation	64

	Page
Collimating Eye-piece described	66
To determine the Deviation of the Transit from the Meridian	68
To compute the Correction for Error of Azimuth	72
Mode of testing the Pivots of the Transit Instrument	74
Observations recorded by means of Electro-magnetism	75
The Electric Clock and Register	75
Mode of reading the Record	78
Personal Equation of Observers	80

CHAPTER III.

GRADUATED CIRCLES.

Mural Circle described	83
Reading Microscope described	85
Mode of making an Observation	86
To determine the Horizontal Point on the Limb of the Circle	87
Transit Circle described	89
Differences of Declination recorded by Electro-magnetism	92
Altitude and Azimuth Instrument described	93
Adjustments of the Instrument	95
Sextant described	96
Adjustments of the Sextant	98
Mode of using the Sextant	100
Prismatic Sextant by Pistor and Martins	101
Repeating Circle described	103

CHAPTER IV.

THE DIURNAL MOTION.

The Diurnal Motion described	107
To find the Altitude, Azimuth, and Parallax Angle of a Star	108
To compute the Distance between two Stars	111
To find the Altitude, etc., of a Star six hours from the Meridian	112
To find the Altitude, etc., of a Star upon the Prime Vertical	113
To find the Amplitude, etc., of a Star when in the Horizon	114
Ring Micrometer described	115
To determine the difference of Right Ascension of two Stars	116
To determine the difference of Declination of two Stars	117
Mode of reducing Comet Observations	117

CHAPTER V.

TIME.

Solar and Sidereal Day	121
To convert Solar Time into Sidereal	123
To convert Sidereal Time into Solar	124
To find the Time by Equal Altitudes of a Star	126
By Equal Altitudes of the Sun	126
Tables for facilitating the Computations	128
By a single Altitude of the Sun or a Star	132
Time of Sun-rise, allowing for Refraction	134
To determine Time by the Transit Instrument	135

CHAPTER VI.

LATITUDE.

	Page
Latitude by Double Passages of a Circumpolar Star	137
By simple Meridian Altitudes	138
By Circum-meridian Altitudes	140
How to correct for Rate of the Clock	144
To correct for Sun's Change of Declination	146
Latitude by a single Altitude	148
By Observations of the Pole Star at any time of the Day	149
Latitude by means of the Zenith Telescope	153
Mode of Observation	155
By Observations with a Transit Instrument in the Prime Vertical	157
Prime Vertical Instrument described	160
Mode of Observation	163
Mode of reducing the Observations	163
To correct the Result for Error of Azimuth	165

CHAPTER VII.

ECLIPTIC.

To find the Position of the Equinoctial Points	168
Right Ascensions corrected by the Declinations	170
To find the Obliquity of the Ecliptic	173
To find the Longitude and Latitude of a Star	174
To find the Right Ascension and Declination of a Star	176
To compute the Longitude, etc., of the Sun	178

CHAPTER VIII.

PARALLAX.

To find the Parallax of the Moon in Altitude	180
Parallax in terms of the True Zenith Distance	182
To find the Angle of the Vertical	184
To compute the Radius of the Earth	185
To find the Horizontal Parallax for any place	186
To compute the Moon's Parallax in Right Ascension	187
To compute the Moon's Parallax in Declination	190
Hourly Variation of the Parallax in Right Ascension	196
Hourly Variation of the Parallax in Declination	197
Augmentation of the Moon's Semi-diameter	198

CHAPTER IX.

MISCELLANEOUS PROBLEMS.

Interpolation by Differences	202
Bessel's Formula for Interpolation	206
To find the time of Conjunction or Opposition of the Moon	209
Hourly Motion of the Moon in Right Ascension	211
Correction of the Moon's Declination in an Eclipse	213
Catalogues of the Fixed Stars	215

Correction of the Mean Places of the Stars	Page 219
Diurnal Aberration of Light	220
Method of solving Equations of Condition	221

CHAPTER X.

ECLIPSES OF THE MOON.

Mode of projecting an Eclipse of the Moon	226
Method illustrated by an Example	228
Mode of computing the Phases	230
Eclipse of October 24, 1855	233

CHAPTER XI.

ECLIPSES OF THE SUN AND OCCULTATIONS.

Method of projecting Solar Eclipses	235
Eclipse of May 26, 1854	237
Method of Projection by Right Ascension and Declination	242
To calculate the Beginning and End of a Solar Eclipse for any place	247
Formulæ of Computation	254
Ocultations of Stars by the Moon	258
Bessel's Method of computing Solar Eclipses	263
Computation of the Co-ordinates	267
Mode of solving the Equations	273
Points of first and last Contact	275
Recapitulation of Formulæ employed	277
Computation of the Eclipse of July 28, 1851	279
Check on the Accuracy of the Computations	289
Bessel's Method of computing Occultations of Stars	291
Collection of Formulæ employed	292
Ocultation of α Tauri, January 23, 1850	293
Check upon the Accuracy of the Computations	296
Ocultation of γ Virginis, January 9, 1855	297

CHAPTER XII.

LONGITUDE.

Longitude determined by Transportation of Chronometers	300
Formulæ of Reduction	301
Example from Struve's Chronometric Expedition	302
Mode of comparing the Chronometers	304
Longitude determined by the Electric Telegraph	305
Mode of comparing the Clocks	306
Longitude of Philadelphia and Hudson, Ohio	307
Telegraphing Transits of Stars	309
Velocity of the Electric Fluid determined	311
Longitude determined by Moon-culminating Stars	312
Mode of reducing the Observations	313
Imperfection of this Method	316
Longitude determined from the time of true Conjunction	317
Longitude determined from the Moon's Motion in its apparent Orbit	320
Longitude from a Solar Eclipse by Bessel's Method	322

CONTENTS.

xi

	Page
Mode of determining the Errors of the Tables	326
Collection of Formulæ employed	328
Longitude from the Eclipse of July 28, 1851	329
Longitude from an Occultation by Bessel's Method	337
Occultation of α Tauri, January 23, 1850	338
—	
Recapitulation of the principal Formulæ demonstrated in this Work	345
Collection of Trigonometrical Formulæ	352

TABLES.

1. Positions of the principal Foreign Observatories	357
2. Latitudes and Longitudes of places in the United States	358
3. To convert Hours, etc., into decimals of a Day, and vice versa	359
4. To convert Intervals of Solar Time into Intervals of Sidereal Time	360
5. To convert Intervals of Sidereal Time into Intervals of Solar Time	361
6. To convert Degrees into Sidereal Time	362
7. To convert Sidereal Time into Degrees	363
8. Bessel's Refractions	364
9. Coefficients of the Errors of the Transit Instrument	366
10. Reduction to the Meridian	368
11. Equation of Equal Altitudes of the Sun	372
12. Length of a Degree of Longitude and Latitude, etc	374
13. Augmentation of the Moon's Semi-diameter	378
14. Reduction of the Moon's Equatorial Parallax	378
15. Parallax of the Sun and Planets at different Altitudes	379
16. Moon's Parallax for Cambridge Observatory	380
17. Parallaxic Angles for Washington Observatory	384
18. Correction to Moon's Declination in computing an Eclipse	385
19. Semi-diurnal Arcs	386
20. To convert Millimeters into English Inches	388
21. To convert English Inches into Millimeters	389
22. To determine Altitudes with the Barometer	390
23. Coefficients for Interpolation by Differences	392
24. Logarithms of Bessel's Coefficients for Interpolation	394
25. To compare the Centesimal Thermometer with Fahrenheit's	397
26. To compare Reaumur's Thermometer with Fahrenheit's	397
27. Height of Barometer corresponding to Temperature of boiling Water ..	398
28. Depression of Mercury in Glass Tubes	399
29. Factors for Wet-bulb Thermometer	399
30. Catalogue of 1500 Stars	400
31. Secular Variation of the Annual Precession in Right Ascension	460
32. Secular Variation of the Annual Precession in North Polar Distance ..	461
33. Elements of the Planetary System	462
34. Elements of the Satellites	463
35. Elements of the Asteroids	464
36. For Sines and Tangents of small Arcs	466
37. Numbers often used in Calculations	468
<i>Explanation of the Tables</i>	469
<i>Catalogues of Instruments, with Prices</i>	491

THE following Alphabet is given in order to facilitate, to the student who is unacquainted with it, the reading of those parts in which the Greek letters are used :

Letters.		Names.	Letters.		Names.
A	α	Alpha.	N	ν	Nu.
B	β	Bēta.	Ξ	ξ	Xi.
Γ	γ	Gamma.	O	o	Omicron.
Δ	δ	Delta.	Π	$\omega \pi$	Pi.
E	ϵ	Epsilon.	P	ρ	Rho.
Z	ζ	Zēta.	Σ	$\sigma \varsigma$	Sigma.
H	η	Eta.	T	τ	Tau.
Θ	$\vartheta \theta$	Thēta.	Υ	υ	Upsilon.
I	ι	Iōta.	Φ	ϕ	Phi.
K	κ	Kappa.	X	χ	Chi.
Λ	λ	Lambda.	Ψ	ψ	Psi.
M	μ	Mu.	Ω	ω	Omega.

AN INTRODUCTION

TO

PRACTICAL ASTRONOMY.

CHAPTER I.

STRUCTURE OF AN OBSERVATORY.—THE TELESCOPE.

ARTICLE 1. In selecting a site for an astronomical observatory, we should aim to secure the following advantages :

1. Stability in the position of the instruments.
2. A good horizon.
3. Freedom from atmospheric obstructions.

In order to secure the first advantage, we should select a spot which affords a solid foundation for building. The instruments should rest upon stone piers whose foundations are either rock, gravel, or hard clay, for which purpose it is sometimes necessary to excavate the earth to the depth of 20 or 25 feet. To prevent the transmission of tremors from the surface of the ground to the instruments, the earth should not be filled in about the piers, but the latter should be left completely insulated. It is found that ordinary tremors are but little felt a few feet below the surface of the earth.

Proximity to a large city or to great thoroughfares is most undesirable ; but, if this should prove unavoidable, it is especially important to attend to the insulation of the piers.

(2.) In order to secure a good horizon, it was formerly customary to build an observatory of great height, but, for the purpose of securing greater stability of the instruments, astronomers now select an eminence of moderate elevation, from which the ground descends on all sides, and place their instruments as near

the ground as can conveniently be done. It is a matter of the first importance that the horizon be unobstructed in the direction of the meridian.

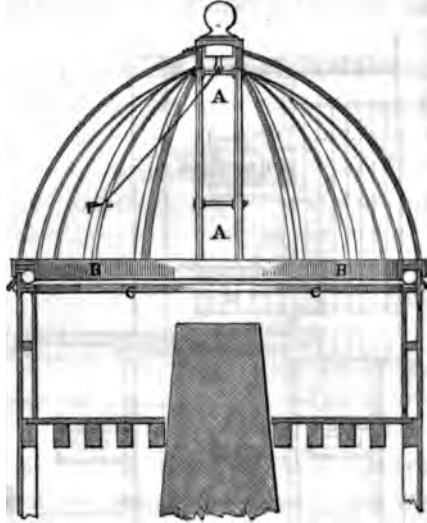
The atmospheric obstructions which astronomers aim to avoid as far as possible are fogs—which are uncommonly prevalent in certain places, especially on low, swampy grounds—the smoke and heated air arising from chimneys, factories, etc., as also the dust and noise of public streets. Certain localities are much more subject to clouds and high winds than other places, and these are specially unfavorable to the operations of an observatory.

(3.) A transit instrument and a good clock are indispensable to the furniture of every observatory. The former requires an opening in the roof and down the walls of the building, so as to afford a view of the meridian from the north to the south horizon. This opening should not be less than eighteen inches wide, and should be covered by doors which may be easily thrown open, and which, when closed, shall effectually exclude the rain and snow. A complete observatory must also be furnished with a graduated circle for measuring altitudes or polar distances, which will require a second opening across the roof, similar to the one already described, unless a meridian circle be used for both purposes, in which case one opening may suffice.

(4.) An altitude and azimuth circle, or an equatorial instrument, requires a revolving roof, with an opening from the zenith to the horizon, to enable the observer to follow a heavenly body in any part of its diurnal course. This roof should not be larger than is necessary for giving room to the observer and to the instrument under it, lest its bulk and consequent weight should impede its easy motion. It should be made to turn round on a circular bed, placed in a horizontal position. The dome may revolve on small brass wheels, set in a ring of wood of proper dimensions, or on cast-iron balls, turned in a lathe so as to be of exactly equal diameter.

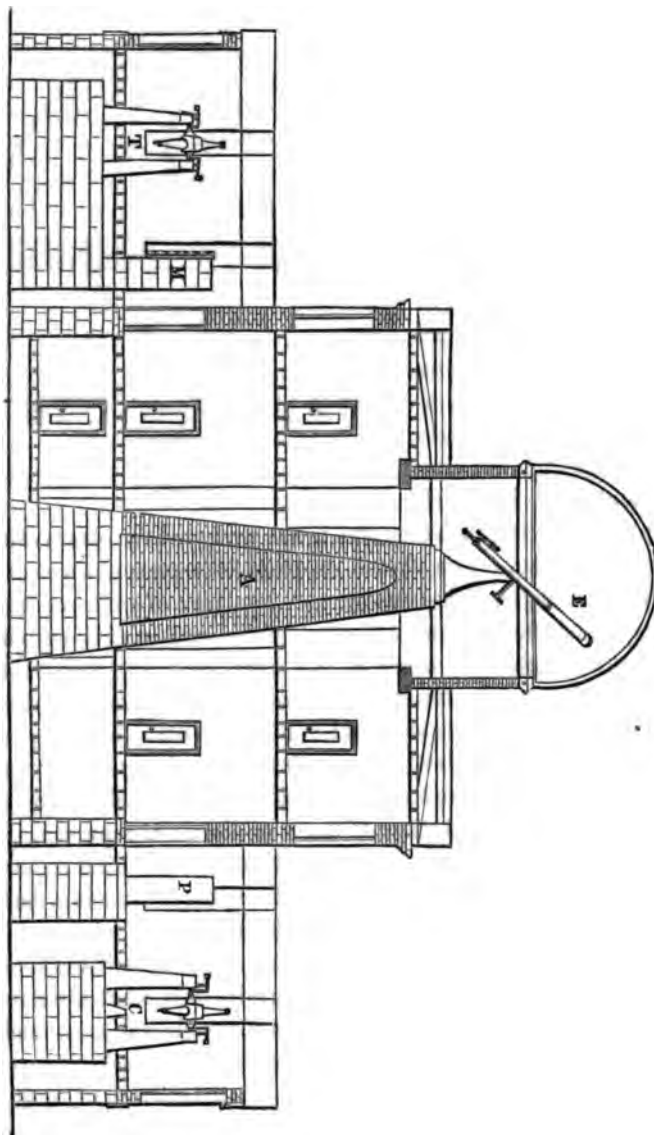
The figure on the opposite page represents a section of a rotatory dome suitable for a small observatory. The letters AA represent an opening 18 or 20 inches in width, extending from the top of the dome down one side to the horizon, and closed by three doors, of which each upper one overlaps the next

lower one, so as to exclude the rain and snow. The wooden plate, BB, which appears a straight line, is a circular ring, which forms the base of the dome; and CC is a similar ring, forming the wall plate on which the dome rests and revolves.



(5.) A modern observatory generally consists of a central building, of moderate elevation, surmounted by a revolving dome covering an equatorial telescope, and having small wings, running east and west, in which are placed the instruments which are designed for observations in the meridian. The sketch on page 16 represents a section of the Washington Observatory. A is a pier of solid masonry, whose foundations are nine feet below the surface of the ground. It runs through the centre of the main building, and on the top rests the equatorial, E, surmounted by a revolving dome. Both on the east and west sides of the central building is a wing, each of which has two openings 20 inches wide, extending through the roof and along the sides of the building, so as to allow an unobstructed view of the meridian. C represents the meridian circle, and T the transit instrument. The mural circle was formerly attached to the pier, M, in the west wing, but it has since been removed to the pier, P, in the east wing.

(6.) It is desirable to have access to some distant field, both north and south, where it may be permitted to erect a pillar on which to fix a meridian mark. This mark should be at such a distance that it may be distinctly seen with the solar focus of the transit instrument, which, for a small instrument, may be a distance of half a mile, but for a large instrument, may be a mile or several miles. The Royal Observatory at Edinburgh has two meridian marks, the northern one distant about 8000



feet, and the southern about 18,000. These distant marks, however, are not indispensable, and at Greenwich their use has been abandoned.

(7.) By applying to the object end of the telescope a cap, with a lens of long focus, we may employ a near meridian mark, which, in some respects, is more convenient than a distant one. The annexed figure represents a meridian mark used by Captain Smyth, of Bedford, England.



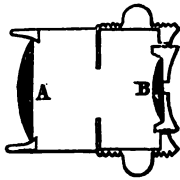
A brass plate, five inches long and three inches wide, is secured by screws to a stone which has a firm foundation sunk into the ground. On this plate there slides another of smaller size, adjustable by two screws pressing against its ends. On the sliding plate is soldered a square piece of silver, bearing a well-defined black cross as a mark for the meridian. A four-inch lens, ground to a focal length of $49\frac{1}{2}$ feet, which is exactly its distance from the cross, is attached to an iron plate, which is let into the south wall of the observatory, in a line with the transit instrument. The rays of light from the meridian mark consequently become parallel after passing through the lens, and the mark can be viewed through a telescope adjusted to its solar focus.

THE TELESCOPE.

(8.) The object-glass of a refracting telescope must be achromatic, consisting of two lenses so combined as to destroy the injurious effects of color and aberration. The available diameter of the object-glass is called its *aperture*, and is usually a little less than that of the tube in which it is inserted. It forms the image of an object toward which it may be directed near the eye end of the telescope. The distance from this image to the object-glass is called the focal length of the telescope, and is commonly a little greater than the length of the main tube.

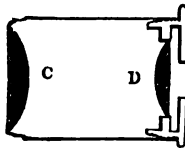
This image is magnified by a microscope called an *eye-piece*, consisting of two or more lenses, and several of them are furnished with every telescope, in order to afford a variety of magnifying powers. The eye-piece is set in a sliding tube, and is moved by a milled head, connected with a rack and pinion, to enable the observer to adjust the eye-piece exactly to the image.

(9.) Two varieties of eye-pieces are in common use, one called the *negative*, the other the *positive* eye-piece. The negative




eye-piece is formed of two plano-convex lenses, A, B, fixed with their curved faces toward the object-glass, at a distance from each other something less than half the sum of their focal lengths. It is called a negative eye-piece, because the image viewed by the eye is formed behind the inner lens, and this is the form generally used when distinct vision is the sole object.

(10.) The positive eye-piece is formed of two plano-convex



lenses, C, D, having their curved faces turned toward each other, and placed at a distance from each other less than the focal distance of the lens next the eye, so that the image of the object viewed is beyond both the lenses; and this is the form adopted for the transit instrument where spider lines are placed in the focus of the object-glass, and also for telescopes with micrometers, for the piece containing the two lenses can be taken out without disturbing the lines, and is adjustable for distinct vision. As the image formed at the focus of the object-glass lies parallel to the flat face of the contiguous lens, every part of the field of view is distinct at the same adjustment, or, as opticians say, there is a *flat field*.

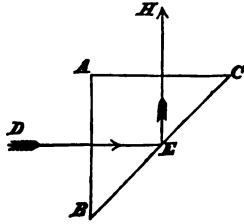
(11.) In looking through a telescope at objects in high altitudes, the head of the observer is brought into a very inconvenient position; to obviate which inconvenience, the diagonal



eye-piece was invented, and is commonly applied to the transit instrument. A flat piece of polished speculum metal, E, is usually applied between the two lenses of the eye-piece, at an angle of 45° , which changes the direction of the rays of light, and forms an image which becomes erect with

respect to altitude, but is still reversed with respect to azimuth.

(12.) Instead of a piece of reflecting metal, that requires a surface perfectly flat, which is not easily obtained, a rectangular prism of glass is sometimes substituted. A section of the prism ABC, perpendicular to its edge, must be an isosceles right-angled triangle. If, therefore, a ray of light, DE, from the object-glass fall upon the surface, AB, of the prism perpendicularly, it will proceed without change of direction to E, will there suffer total reflection, and will pass through the side AC without deviation. The prism has this advantage over the plane speculum, that much less light is lost in the reflection.



(13.) Reflecting telescopes are of various kinds, but the two chiefly employed at present are the Newtonian and Herschelian. In the Newtonian form, the rays reflected from the large mirror at the lower end of the tube are again reflected at right angles by an inclined plane mirror, and viewed by an eye-piece on the side of the tube. The observer, accordingly, in using this instrument, looks in a direction at right angles with the tube of the telescope.

In the Herschelian construction, the large mirror is slightly inclined, so as to form the image close to one side of the tube, where the eye-piece is placed, and the observer looks down the tube with his back turned toward the object under examination. Some portion of the light from the object is necessarily intercepted by the head of the observer; but in a large instrument this loss is not very serious.

(14.) If the solar focal distance of the object-glass of the telescope be divided by the focal distance of its eye-piece, considered as a single lens, the quotient will express the magnifying power of the telescope. An ordinary celestial eye-piece consists of two lenses; so that, before we can determine the magnifying power of the telescope, we must know what single lens is equivalent to the two lenses of the eye-piece. The focal length of the equivalent lens is given by the formula $E = \frac{Ff}{F+f-d}$

where F denotes the solar focal length of the inner, f that of the outer lens, d the distance between them, and E the focal length of the equivalent lens. Then, if we put S for the solar focal distance of the object-glass, the magnifying power will be $\frac{S}{E}$.

(15.) As it is difficult to measure exactly the focal length of the lenses, other methods of determining the magnifying power of a telescope are generally preferred.

Let the focus of the telescope be accurately adjusted to distant objects. Then, if we direct the telescope toward the light of the sky, a small bright circle will be formed near the eye-piece, which is nothing else than the image of the aperture of the telescope. If, then, we measure the diameter of this circle by means of a scale divided into very small equal parts, and likewise the aperture of the telescope, the diameter of the aperture thus determined, divided by the diameter of the bright image, will express the magnifying power of the telescope. For example, let the clear diameter of the object-glass be 10 inches, and the diameter of the small bright circle be one tenth of an inch, then will 100 represent the magnifying power of the telescope. Various contrivances have been employed for measuring the diameter of this small circle of light, but the best method is by means of *Ramsden's Dynameter*.

(16.) The following is Gauss's method of determining the magnifying power of a telescope: If we invert the telescope, and direct the eye-piece toward some distant object, then, on looking through the object-glass, the image of this object will appear as many times reduced in size as it would be magnified by the telescope if we observed through the eye-piece. We therefore direct the telescope so that two objects can be distinctly seen through the object-glass in the middle of the field of view, or at equal distances on the two sides of the optical axis. We then point a theodolite toward this telescope, so that its optical axis shall coincide nearly with the optical axis of the telescope, and measure the angle a , included between the images of the above-mentioned objects as they appear in the inverted position of the telescope. We then remove the telescope, and measure with the theodolite the angle A , which is comprehended

between the objects themselves; the required magnifying power $= \frac{\text{tang. } \frac{1}{2} A}{\text{tang. } \frac{1}{2} a}$; and if the angles A and a are small, the magnifying power $= \frac{A}{a}$ nearly.

(17.) The magnifying power of a telescope may also be obtained in the following manner: If a disk of white paper, one inch in diameter, be placed on a black ground at 30 or 40 yards distance from the telescope, and a staff, painted white and divided into inches and parts by strong black lines, be placed vertically near the disk, the eye that is directed through the telescope, when adjusted for vision, will see the magnified disk, and the other eye, looking along the outside of the telescope, will observe the number of inches and parts that the disk projected on it will just cover; and the number of inches thus covered will indicate the magnifying power of the telescope at the distance for which it is adjusted to distinct vision.

For example, a disk of paper, one inch in diameter, was placed at a distance of $101\frac{1}{2}$ feet, contiguous to a graduated vertical staff, and, when the adjustment for vision was made with a 42-inch telescope, the left eye of an observer viewed the disk projected on the staff, while the right eye observed that the enlarged image of the disk covered just $58\frac{1}{2}$ inches on the staff; which number was the measure of the magnifying power P' , at the distance answering to the focal distance F' , which in this case exceeds the solar focal length F by an inch and a half. The solar power P may be obtained from the terrestrial or measured power P' by the following proportion:

$$F' : F :: P' : P.$$

In the present case we have

$$43.5 : 42 :: 58.5 : 56.5 \text{ nearly.}$$

Hence the magnifying power due to the solar focal length of the telescope is 56.5.

(18.) Every telescope of considerable magnifying power should be furnished with a *finder*; that is, a small telescope of a low power and a large field of view, attached to the side of the larger, with their axes parallel to each other. In the common focus of the object-glass and eye-glass is a pair of coarse wires, intersecting each other in the middle of the field. A tel-

lescope with a high magnifying power has a very small field of view, and therefore an observer may have great difficulty in finding a small object for which he is searching. This inconvenience is obviated by the finder. The telescope is pointed approximately toward a star by glancing the eye along the tube, when the star will be seen in the finder, because its field of view is very large. The object is then brought into the middle of the field of the finder, which is indicated by the intersection of the wires, when it will be somewhere in the field of the larger telescope.

(19.) In order to judge of the excellence of a telescope, we should examine the quality of the glass, and also the accuracy with which the chromatic and spherical aberrations are corrected. We may judge of the achromatism by directing the telescope to the moon or to Jupiter, and alternately pushing in and drawing out the eye-piece from the place of distinct vision. In the former case, a ring of purple will be formed round the edges; and in the latter, a ring of light green, which is the central color of the prismatic spectrum; for these appearances show that the extreme colors, red and violet, are corrected.

(20.) We may test the figure of the object-glass by covering its centre by a circular piece of paper, about one half of its diameter, and adjusting it for distinct vision of a given object, and then trying if the focal length remains unaltered when the paper is taken away, and a cap with an aperture of the same size is applied, so that the extreme rays may in their turn be cut off. If the vision is distinct in both cases, without any new adjustment for focal distance, the spherical aberration is corrected.

(21.) If one part of the object-glass have a different refractive power from another part, a star of the first magnitude will point out the defect by the exhibition of an irradiation, or what opticians call a *wing*, at one side, which no perfection of figure or of adjustment will banish; and the greater the aperture, the more liable is the evil to happen. Hence caps with different apertures are usually supplied with large telescopes, that the extreme parts of the glass may be cut off in observations requiring a well-defined image. In case one half of the glass be faulty and the other good, a semicircular aperture, by being turned gradually round, will detect the semicircle which contains the

defective portion of the glass ; and if such portion should be covered, the only inconvenience that would ensue would be the loss of the light which is thus excluded.

(22). The most precise mode of estimating the capacity of a telescope is by observations of a series of test objects in the heavens. These objects should be selected with reference both to illuminating power and defining power, which qualities are quite distinct from each other. The usual tests of illuminating power are stars of such a degree of faintness as barely to come within the range of the telescope ; and the tests of defining power are double stars, as close to each other as can be distinctly seen separated. The following list of close double stars will afford a considerable range of tests for defining power :

Star.	R. A., 1850.			Dec., 1850.			Magnitudes.		Distance.	
	A.	m.	s.	°	'	"				
η Herculis	16	37	45	39	12.7	N.	A 3	B 8	0.3	
γ Coronæ Borealis	15	36	27	26	46.5	N.	A 5	B 7	0.4	
42 Comæ Berenicis	13	2	41	18	19.5	N.	A 4½	B 5	0.4	
γ^2 Andromedæ	1	54	43	41	36.5	N.	B 5½	C 6	0.4	
ω Leonis	9	20	25	9	42.4	N.	A 6½	B 7	0.4	Binary.
4 Aquarii	20	43	28	6	11.0	S.	A 6	B 7½	0.5	
178 P. Delphini	20	24	2	10	45.5	N.	B 8	C 9	0.6	Quadruple.
μ^2 Bootis	15	18	51	37	52.6	N.	A 8	B 8½	0.6	
ϵ Equulei	20	51	35	3	43.3	N.	A 5½	B 7	0.7	
20 Draconis	16	55	41	65	16.1	N.	A 7	B 7½	0.7	
7 Tauri	3	25	34	23	57.5	N.	A 6	B 6½	0.7	
η Coronæ Borealis	15	17	0	30	50.0	N.	A 6	B 6½	0.8	Binary.
ϵ Arietis	2	50	39	20	44.2	N.	A 6	B 7	0.8	
τ Ophiuchi	17	54	55	8	10.5	S.	A 6	B 6½	0.9	Binary.
32 Orionis	5	22	46	5	49.8	N.	A 5	B 7	1.0	
36 Andromedæ	0	46	57	22	48.9	N.	A 6	B 7	1.1	
37 Pegasi	22	22	23	3	40.3	N.	A 6	B 7½	1.1	
ζ Cancri	8	3	36	18	5.8	N.	A 6	B 6½	1.2	Triple star.
ζ Herculis	16	35	38	31	52.7	N.	A 3	B 7	1.2	Binary.
ζ Bootis	14	33	59	14	22.5	N.	A 4	B 4½	1.2	
170 P. Canis Minoris	7	32	9	5	34.3	N.	A 7	B 8	1.3	
λ Ophiuchi	16	23	21	2	19.0	N.	A 4	B 6	1.4	Binary.
73 Ophiuchi	18	2	7	3	58.4	N.	A 6	B 7½	1.5	
π Aquilæ	19	41	38	11	26.8	N.	A 6	B 7	1.7	
127 P. Virginis	13	26	38	0	27.3	N.	A 8	B 9	1.7	Binary.
σ Coronæ Borealis	16	9	4	34	14.5	N.	A 6	B 7	2.2	Binary.
ϵ Leonis	11	16	6	11	21.3	N.	A 4	B 8	2.5	
ϵ^2 Lyræ	18	39	25	39	27.5	N.	C 5½	D 5½	2.6	Multiple.
ϵ^1 Lyræ	18	39	22	39	30.9	N.	A 5½	B 6½	3.2	
γ Ceti	2	35	32	2	36.1	N.	A 3	B 7	2.6	
11 Monocerotis	6	21	33	6	56.4	S.	B 7	C 8	2.7	Triple star.
ξ Ursæ Majoris	11	10	10	32	22.4	N.	A 4½	B 5½	2.7	Binary.
γ Leonis	10	11	42	20	35.9	N.	A 2½	B 4	2.9	
γ Virginis	12	34	4	0	37.6	S.	A 4	B 4	3.0	Binary.
ϵ Bootis	14	38	26	27	42.6	N.	A 3	B 7	3.0	
ϵ Draconis	19	48	39	69	53.1	N.	A 5½	B 9	3.1	
μ Draconis	17	2	14	54	40.1	N.	A 5	B 5	3.2	
α Piscium	1	54	18	2	2.3	N.	A 5	B 6	3.7	

(23.) As tests of illuminating power may be mentioned the satellite of Neptune, which is equal to a star of the fourteenth magnitude, and is not known to have been seen by more than three or four telescopes in any part of the world; the satellites of Uranus, which are about equally difficult; and the three smaller satellites of Saturn. The new satellite of Saturn, discovered by Mr. Bond, is estimated to be equal to a star of the seventeenth magnitude.

The following table of faint and unequal stars will also afford a good measure of illuminating power:

Star.	R. A., 1850.			Dec., 1850.		Magnitudes.		Distance.
	<i>h.</i>	<i>m.</i>	<i>s.</i>	°	'	A	B	"
δ Cygni	19	40	17	44	46.0 N.	A 3	B 9	1.7
γ Crateris	11	17	23	16	51.6 S.	A 4	B 14	3.0
σ Cassiopeæ	23	51	26	54	55.2 N.	A 6	B 8	3.1
η 11 Cancri	7	59	39	27	54.6 N.	A 7	B 12	3.2
Antares	16	20	13	26	5.6 S.	A 1	B 10	3.5
η 17 Lyræ	19	1	45	32	16.1 N.	A 6	B 11	3.6
δ 84 Ceti	2	33	33	1	20.2 S.	A 6	B 14	5.0
α^2 Capricorni	20	9	43	13	0.3 S.	A 3	B 16	5.0
ϕ Virginis	14	20	29	1	33.1 S.	A 5	B 13	5.0
η 15 Pleiadum	3	36	58	22	40.5 N.	A 8	B 14	5.0
ν Ceti	2	28	0	4	56.1 N.	A 4½	B 15	6.0
κ Geminorum	7	35	23	24	45.2 N.	A 4	B 10	6.1
β 34 Piscium	0	2	20	10	18.6 N.	A 6	B 13½	7.0
δ Geminorum	7	11	10	22	15.2 N.	A 4	B 9	7.1
ϕ Piscium	1	5	37	23	47.3 N.	A 6	B 13	9.0
β Orionis	5	7	19	8	22.8 S.	A 1	B 9	9.5
η Cassiopeæ	0	40	3	57	1.1 N.	A 4	B 7½	9.5
λ Geminorum	7	9	28	16	48.4 N.	A 4	B 12	10.3
θ Persei	2	33	58	48	35.4 N.	A 4	B 13	15.0
δ 41 Arietis	2	41	9	26	38.4 N.	A 3	B 13	15.0
ξ Pegasi	22	39	12	11	24.4 N.	A 5	B 15	15.0
τ Orionis	5	10	19	7	0.6 S.	A 4	B 15	C 12
Polaris	1	5	1	88	30.6 N.	A 2½	B 9½	15.0 and 20.0
β Aquarii	21	23	39	6	13.7 S.	A 3	B 15	18.6
γ 7 Camelopardi	4	45	16	53	30.3 N.	A 5	B 13	25.0
δ Equulei	21	7	11	9	24.1 N.	A 4½	B 11	27.0
δ 42 Piscium	0	14	40	12	38.9 N.	A 7	B 13	28.2
α Lyræ	18	31	51	38	38.8 N.	A 1	B 11	35.0
α Arietis	1	58	44	22	45.0 N.	A 3	B 11	43.4
								30.0

(24.) Some of the nebulæ afford excellent tests of the performance of a telescope. Certain nebulæ, which, to an ordinary telescope, appear merely as a dim patch of light, by more powerful instruments are resolved wholly into stars, and others are partially resolved.

The following are some of the most interesting objects of this class:

	R. A., 1850.			Dec., 1850.			
	h.	m.	s.	°	'	"	
Nebula of Andromeda	0	34	37	40	26.9	N.	Large and irresolvable.
33 H. Persei	2	8	39	56	27.1	N.	Glorious mass of stars.
19 H. Andromedæ	2	13	12	41	38.9	N.	Irresolvable.
60 H. Persei	3	58	55	49	6.2	N.	Compressed oval group.
Crab nebula	5	25	27	21	54.7	N.	Large oval nebula.
Nebula in Orion	5	27	54	5	29.5	S.	Great irresolvable nebula.
2 H. Geminorum	6	46	31	18	9.8	N.	A compressed cluster.
67 M. Cancri	8	42	58	12	21.4	N.	Loose cluster.
27 H. Hydræ	10	17	29	17	53.6	S.	Fine planetary nebula.
97 M. Ursæ Majoris	11	5	59	55	49.7	N.	Planetary nebula.
60 M. Virginis	12	36	3	12	22.8	N.	A double nebula.
64 M. Comæ Berenicis	12	49	21	22	30.0	N.	Not resolved.
53 M. Comæ Berenicis	13	5	32	18	58.1	N.	A globular cluster.
Spiral nebula	13	23	31	47	58.6	N.	Irresolvable pair of nebulae.
3 M. Canum Venaticorum	13	35	12	29	7.3	N.	A globular cluster.
70 H. Virginis	14	21	44	5	17.8	S.	Resolved in largest telescopes.
5 M. Libræ	15	10	56	2	39.0	N.	A mass of stars.
13 M. Herculis	16	36	19	36	44.6	N.	A splendid cluster.
10 M. Ophiuchi	16	49	16	3	52.8	S.	A rich round mass.
17 M. Clypei Sobieskii	18	11	57	16	15.8	S.	Horse-shoe nebula.
28 M. Sagittarii	18	15	17	24	56.7	S.	Compact globular cluster.
Annular nebula in Lyra	18	47	59	32	50.8	N.	Annular and irresolvable.
56 M. Lyræ	19	10	42	29	55.2	N.	Globular cluster.
Dumb-bell nebula	19	53	4	22	18.7	N.	Irresolvable.
103 H. Delphini	20	26	50	6	55.2	N.	A mass of minute stars.
15 M. Pegasi	21	22	42	11	30.0	N.	Globular cluster.
2 M. Aquarii	21	25	40	1	29.5	S.	A ball of stars.
30 M. Capricorni	21	31	50	23	49.8	S.	A bright cluster.

Many of the preceding nebulae are quite conspicuous, even with a small telescope; but the visible boundaries of these objects, and the number of stars which they exhibit, depend upon the power of the instrument.

(25.) The following statement, by Captain Smyth, will afford to beginners a tolerable idea of what kind of performance they ought to expect from their telescopes. Captain Smyth's telescope was an achromatic refractor of $8\frac{1}{2}$ feet focal length, with an object-glass of $5\frac{2}{10}$ inches clear aperture. The cap which covered the object-glass was pierced with two circular holes, of two inches and four inches diameter. With the two-inch aperture, and magnifying powers of from 60 to 100, he saw Polaris and its companion distinctly, and clearly perceived double

α Piscium, γ Leonis,	μ Draconis, η Cassiopeæ.
---------------------------------------	--------------------------------------

With the four-inch aperture, and powers varying from 80 to 120, and upward, he readily saw

β Orionis,	σ Cassiopeæ,
α Lyræ,	γ Ceti,
δ Geminorum,	ϵ Draconis,
ξ Ursæ Majoris,	ι Leonis.

But it required the full aperture, and powers of from 240 to 300, with favorable circumstances, to scrutinize satisfactorily the following test objects :

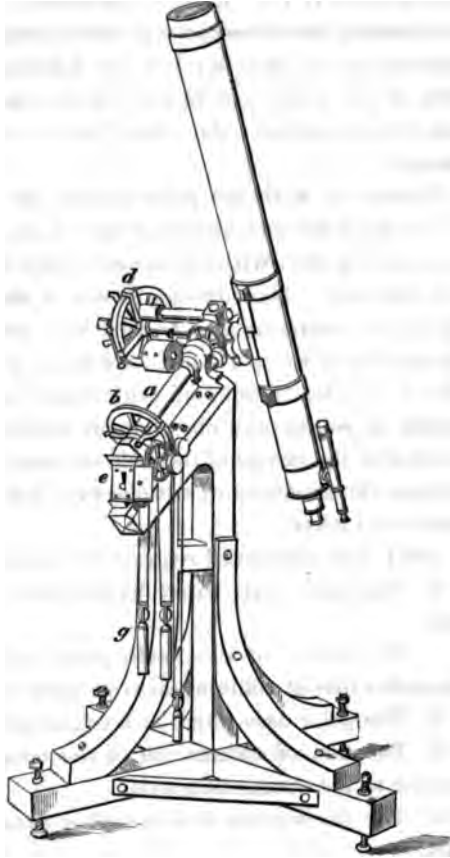
α Arietis,	20 Draconis,
λ Ophiuchi,	ζ Herculis,
ϵ Equulei,	32 Orionis,
δ Cygni,	κ Geminorum.

EQUATORIAL TELESCOPE.

(26.) An equatorial telescope consists of a telescope so mounted as to have two axes of motion at right angles to each other, and also a graduated circle connected with each axis, at right angles to its length. When the instrument is adjusted for use, one axis is parallel to the axis of the earth, and is called the polar axis; the other is parallel to the plane of the equator, and is called the declination axis. When a telescope is mounted with an altitude and azimuth movement (as is the case with common portable instruments), it requires a motion in altitude as well as in azimuth to follow a star in its diurnal course; and these movements are sufficient to occupy both hands of the observer. But with a telescope mounted equatorially, only one motion is required to follow a star; that is, a motion parallel to the plane of the equator; and this motion being perfectly uniform, can easily be effected by clock-work; by which means the observer has both his hands at liberty to use a micrometer, or for any other purpose. Such an instrument, therefore, affords great advantages in measuring the relative position of two contiguous bodies, in measuring the diameters of the planets, etc. The circle which is connected with the polar axis is graduated into hours, minutes, and seconds of time, to indicate the right ascension of the object under examination; while the circle connected with the declination axis is graduated into degrees, minutes, and seconds of arc, to indicate declination or polar distance.

(27.) The mode of mounting now generally preferred is that employed by Fraunhofer, and is represented in the annexed cut.

a represents the polar axis parallel to the axis of the earth; *b* is the right ascension circle attached to the supporting frame, while two verniers, attached to the polar axis, and revolving with the telescope, point out the right ascension of a star upon this circle. The axis *c* is the declination axis, at right angles with the polar axis, and is mounted, so as to revolve in its supports; while the declination circle, *d*, indicates the declination of the object under examination.



When the right ascension circle is clamped, the declination axis may be made to revolve through 360° , by which means the telescope will be pointed successively to every degree of declination. When the declination circle is clamped, the polar axis may be made to revolve through 360° , by which means the telescope will describe a complete circle of diurnal motion. Thus, by means of these two motions, which are at right angles to each other, the telescope may be turned toward any part of the heavens. Indeed, there are always two positions of the instrument, with reference to the polar axis, in which the telescope may be pointed upon any star. If we suppose the tele-

scope to be in the position represented in the preceding cut, and revolve it 180° in right ascension, and also about 180° in declination, the telescope will point toward the same part of the heavens as at present; but the telescope will be on the west side of the polar axis instead of the east side. One is called the direct position; the other, the reversed position of the telescope.

Connected with the polar axis is clock-work, represented at *e*, by which the instrument is turned, so as to follow the diurnal motion of a star, without the necessity of any interference from the observer. The driving power is the descent of a weight, *g*, which communicates motion to a train of wheel-work, and ultimately to the polar axis, while its too swift descent is regulated by the friction of centrifugal balls. This contrivance serves to retain any object upon which the telescope may be pointed in the centre of the field of view for hours in succession, leaving the attention of the observer undistracted, and both his hands at liberty.

(28.) The equatorial requires the following adjustments:

1. The polar axis must be elevated to the altitude of the pole.
2. The index of the declination circle must point to zero when the line of collimation is parallel to the equator.
3. The polar axis must be brought into the meridian.
4. The line of collimation of the telescope must be perpendicular to the declination axis.
5. The declination axis must be perpendicular to the polar axis.
6. The index of the hour circle must point to zero when the telescope is in the meridian of the place.

(29.) *First Adjustment.*—Observe the polar distance of any known star when near the meridian, and then, turning the polar axis half round, observe the same star again. Take the mean of the two observations, which is the distance of the star from the pole of the instrument; correct it for refraction, and compare the result with the true north polar distance given by the Nautical Almanac. If the star is above the pole, and the instrumental exceeds the true polar distance, the pole of the instrument is below the pole of the heavens, and *vice versa*.

Correct this error by the proper screws for raising or depressing the polar axis.

Example. When ϵ Ursæ Minoris was near the meridian, its north polar distance was observed to be $7^{\circ} 44' 7''$, the face of the declination circle being west; and $7^{\circ} 44' 40''$ when the face of the circle was east.

The mean of these two observations is $7^{\circ} 44' 23''.5$; the refraction was $52''.8$; making the corrected polar distance $7^{\circ} 43' 30''.7$. The polar distance by the Nautical Almanac was $7^{\circ} 42' 40''.7$. Hence the polar axis was $50''$ too low. The refraction is derived from Table VIII., page 364.

(30.) *Second Adjustment.*—Take half the difference of the above two observations; this will be the index error of the declination verniers, and they must be moved accordingly by their adjusting screws. Several pairs of observations should be taken, in order to ascertain these errors with great accuracy.

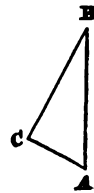
Example. According to the observations above given, the index error was $16''.5$, to be added to observations when the circle is west.

(31.) *Third Adjustment.*—Observe the polar distance of a star which is six hours from the meridian, the star being not very near the pole, nor yet near the horizon. Correct this for refraction in polar distance, and compare the result with the true polar distance from the Nautical Almanac. If the star is to the east of the meridian, and the instrumental exceeds the apparent polar distance, the north pole of the instrument is to the west of the celestial pole.

Example. The polar distance of α Ursæ Majoris, when six hours west from the meridian, was observed to be $27^{\circ} 23' 49''.0$, the face of the circle being west. Correcting this for index error found above, $16''.5$, and for refraction $30''.8$, the result is $27^{\circ} 24' 36''.3$. The polar distance by the Nautical Almanac is $27^{\circ} 24' 43''.7$. Hence the pole of the instrument was $7''.4$ west.

(32.) The influence of refraction upon the right ascension and declination of a star may be computed as follows:

Let A represent the true position of a star, B its apparent position affected by refraction; then AB represents the refraction in altitude. Let BC represent



a portion of an hour circle passing through B, and let AC be an arc perpendicular to BC. Then ABC may be regarded as a plane right-angled triangle, in which AC represents the effect of refraction in right ascension, and BC the effect in declination.

Now $AC = AB \sin. ABC$; and $BC = AB \cos. ABC$.

The angle ABC, which we will represent by p , is called the *parallactic angle*, and the mode of computing it is shown in Art. 145. Hence the refraction in right ascension is equal to the refraction in altitude, multiplied by the sine of the parallactic angle; and the refraction in declination is equal to the refraction in altitude, multiplied by the cosine of the parallactic angle. The refraction in right ascension is here expressed in parts of a great circle; if we wish to reduce it to arc of right ascension, we must divide this result by the cosine of the star's declination, as shown in Art. 72. Hence we have

$$\text{Refraction in R. A.} = \frac{\text{ref. in alt.} \times \sin. p}{\cos. \text{dec.}}$$

$$\text{Refraction in Dec.} = \text{ref. in alt.} \times \cos. p.$$

(33.) *Fourth Adjustment.*—Observe the transit of an equatorial star over the middle vertical wire, or mean of the wires; note the time, and read off the verniers of the hour circle. Turn the polar axis half round, and observe the same star a second time exactly as before. Now the interval between the two observations should correspond exactly to the difference between the two readings of the hour circle. If they do not correspond, it is evident that one of the transits has been observed too early, and the other too late, on account of the erroneous position of the wires. One half the difference between the interval as measured by the clock, and that by the hour circle, will be the error of collimation.

Example. The following observations were made upon δ Ophiuchi:

Face of Circle.	Sidereal Time.			Hour Circle.		
	<i>h.</i>	<i>m.</i>	<i>s.</i>	<i>h.</i>	<i>m.</i>	<i>s.</i>
West . . .	16	12	58.8	0	6	51.0
East . . .	16	19	9.7	0	13	0.5

The interval between the two observations is 6m. 10.9s.; the difference between the two readings of the hour circle is 6m. 9.5s. One half the difference is 0.7s., which is the error

of collimation to be added to the readings of the hour circle when the circle is east.

(34.) *Fifth Adjustment.*—The declination axis should be placed by the maker perpendicular to the polar axis, and, having been once accurately adjusted, is not liable to subsequent derangement. The accuracy of this adjustment may be tested as follows: Bring the declination axis into a horizontal position by means of a spirit-level, whose legs rest upon the extremities of the declination axis, and read the hour circle. Turn the polar axis half round; bring the declination axis into a horizontal position by means of the level, as before, and again read the hour circle. If the readings agree in both positions, or differ by 12h. (when the graduation is to 24h.), the declination axis is adjusted. If the readings do not agree, the declination axis is not perpendicular to the polar axis. If the declination axis is furnished with adjusting screws, place the hour circle half way between the position it actually has and that which it ought to occupy, in order that the readings may differ by exactly twelve hours, and make the declination axis horizontal by raising or depressing the proper screws.

(35.) This adjustment may be tested astronomically as follows: Observe the transit of a star not less than 45° from the equator, in both positions of the polar axis, as directed for the fourth adjustment. Since an elevation of the west end of the declination axis causes the line of sight to describe a circle to the east of the pole, all the transits observed in that position will be too early; and, *vice versa*, all will be too late when the east end is high. Again, if the west end is too high before reversing, the east end is too high after reversing, so that an error of inclination has a different effect upon observations in reversed positions, and thus the interval is increased or diminished by twice the error of a single observation. The law of the error is, that it varies as the tangent of the star's declination. If we represent the interval between the observations, as measured by the clock, by c , and the interval, as measured by the hour circle, by h , then

$$\frac{c-h}{2 \text{ tang. dec.}}$$

will be the error in the position of the declination axis.

(36.) *Sixth Adjustment.*—Set the declination axis horizontal by means of the level, when, if the previous adjustments have been properly performed, the instrument will be in the meridian, and the verniers may be set to zero. Or, clamp the instrument approximately in the meridian, observe the transit of one or more known stars not far from the equator, and correct the time of observation for the error of the clock. Then, since the right ascension of the star = the true sidereal time of observation, \pm the true hour angle from the meridian, the true hour angle is known, and the verniers may be set to mark it.

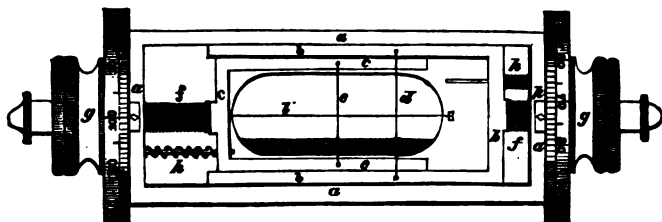
If it is proposed to determine the absolute place of a heavenly body by means of the equatorial, it is necessary to determine its errors with great accuracy; but this instrument is chiefly employed for determining *differences* of right ascension and declination of objects very near each other, in which case entire accuracy in all the adjustments becomes of less importance.

THE MICROMETER.

(37.) The object of the micrometer is to measure small celestial arcs in the field of view of a telescope. It appears under a great variety of forms; but the one now most commonly employed is called the spider-line micrometer, or filar micrometer. It consists essentially of two parallel spider lines inserted in the common focus of the object-glass and eye-glass, in such a manner that they may be made to coincide or be separated by the slow motion of a screw. The number of revolutions and parts of a revolution of the screw are indicated by a scale outside of the tube, and this affords a measure of the distance of the spider lines, or of any two celestial objects with which they may be made to coincide.

(38.) The figure on the opposite page represents the spider-line micrometer, as made by Troughton. It consists of a rectangular box, three or four inches long, about one inch broad, and a quarter of an inch in thickness, with a graduated screw-head at each extremity; *aaaa* are the sides of the box seen edgewise; *bbb*, *ccc* are two forks of brass, which slide one within the other, in opposite directions, and across them are stretched the spider lines *d* and *e*; *ff* are fine screws attached to the forks, and, passing through the ends of the box, enter

the milled heads gg , with each of which is connected a small graduated circle. Whenever the heads gg are turned in the



direction of the numbers upon the circles, the forks bc are drawn outward; and when they are turned in the contrary direction, the springs hh push the forks inward, and thus prevent any loss of motion in the screw. The screws have about 100 threads to the inch, so that one revolution of the head g carries the line d over the hundredth part of an inch. The circumference of the circle attached to the head g is divided into a hundred equal parts, so that the motion of the head g through one of these divisions advances the line d through one ten thousandth part of an inch. The long line l , running at right angles to the small ones, should be placed parallel to the two objects whose distance is to be measured.

On one side of the field of view is a notched scale of teeth, corresponding in size to the threads of the screw. Every fifth one is cut deeper than the rest, and they are numbered from zero, at the centre, by tens, in each direction. The spider lines may be made to coincide at zero, which is represented by the small circular hole made near the middle of the scale, and they may be made to glide by each other a short distance, e passing very close under d .

(39.) In order to measure any distance, as, for example, the sun's diameter, turn one of the heads until the attached line is drawn 15 or 20 notches to the left of zero, and the other head in the contrary direction, until d may be made to touch one limb while e touches the other. Read off in the field of view how many notches have been passed over by each wire, and the fractional part of a revolution, on the divided heads. The sum of the two quantities will give the whole number of revolutions and parts indicated. If the distance to be measured is small, it

will only be necessary to move one of the lines while the other remains at zero.

The micrometers made at Munich differ from the preceding in having but a single graduated head, and only one of the threads is designed to be moved in observations. The other thread is only allowed a slight motion to adjust for index error.

To find the value of one revolution of the screw.

(40.) *First Method.*—Find how many revolutions of the screw will exactly measure the vertical diameter of the sun when his altitude is considerable, allowance being made for the difference of refraction of the upper and lower limbs. The whole diameter, as given by the Nautical Almanac, reduced to seconds, and divided by the number of revolutions and decimal parts observed on the head of the screw, will give the value of a single revolution.

Example. When the sun's altitude was $40^{\circ} 30'$, his vertical diameter was measured by 40.98 revolutions of the micrometer screw. The sun's diameter, according to the Nautical Almanac, was $31' 31''.2$. The refraction of the lower limb was computed to be $1''.2$ greater than that of the upper limb; hence the apparent vertical diameter of the sun was $1890''$. Therefore, the value of one revolution of the screw was

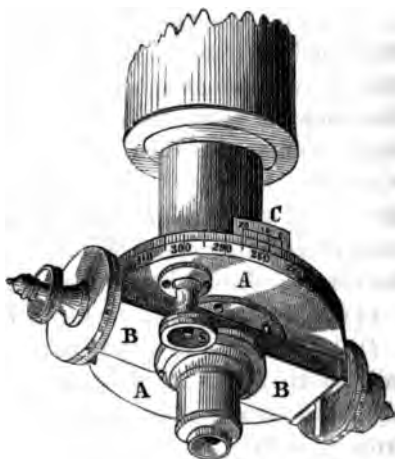
$$\frac{1890}{40.98} = 46''.12.$$

(41.) *Second Method.*—Separate the two lines by any convenient number of revolutions, and observe the time required by an equatorial star to pass from one line to the other. We thus obtain the interval between the two lines in seconds of time, which, divided by the number of revolutions, gives the value of one revolution of the screw. This result will be the more reliable, the greater the distance between the lines, because the unavoidable error in estimating a fraction of a second of time is reduced by a larger divisor; and the observation should be repeated until a satisfactory result is obtained. The same result may be obtained from a star situated out of the equator, by reducing the observed interval, in the manner described in Art. 72. This method will be illustrated by an example with the transit instrument, Art. 73.

POSITION MICROMETER.

(42.) It is often required to measure the angle which the line joining the centres of two stars makes with the meridian. This is effected by means of rack-work and a screw, carrying the spider-line micrometer round in a circle, at right angles to the axis of the telescope, and the motion is measured by means of a graduated circle.

The annexed figure represents the spider-line micrometer attached to the end of a telescope, and having, besides, a graduated circle, AA, with a milled head, S, acting upon a concealed rack, by which the micrometer, BB, may be made to revolve entirely round the axis of the telescope.



This motion is measured upon the circle AA by means of the fixed index C.

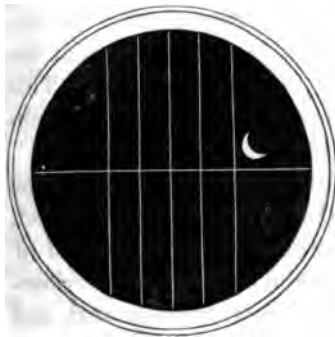
In order to measure the angle of position of two stars, point the telescope upon one of the stars, and turn the micrometer until the line *l* (see figure, page 33) is made to bisect the star during the whole time of its crossing the field of view; this line will then be parallel with the equator. Let the index of the position circle now be put to zero. Then revolve the micrometer until the line *l* can be made to bisect both stars at the same time, and note the reading of the position circle. This will be the angle of position measured from a parallel of declination, as practiced by Sir William Herschel.

(43.) An equatorial, furnished with a micrometer, affords the most convenient means of determining the position of a comet, by comparing it with some neighboring star. The method of observation is as follows: The equatorial having been previously adjusted, point the telescope upon some convenient star, and make the wire *l* of the micrometer (see figure, page 33) parallel

to the equator, which is known to be the case when a star will travel along the wire during its passage through the field of the telescope. Then turn the circle 90° , and the line l will be perpendicular to the equator. Now point the telescope upon the comet, and, having clamped both the hour and declination circles very firmly, note by the clock the time when the comet passes over the wire l , bisecting it at the same time by the wire e . Wait till the star of comparison passes over the field, note its transit over the wire l , and bisect it in declination with the wire d , by turning the head, g , of the micrometer screw. Then the difference of the times of observation gives the difference of right ascension between the comet and star, and the difference of declination is taken from the micrometer. If the place of the star of comparison is not already known, it must be afterward observed by meridian instruments, and then the place of the comet is deduced with the greatest accuracy.

(44.) *Method of illuminating the Lines.*

Hitherto it has been presumed that the spider lines in the micrometer will be visible in all celestial observations, made by night as well as by day; whereas, in all nocturnal observations, artificial light is required to render the lines of the micrometer visible. This light is supplied by opening a circular hole in the side of the main tube, before which a lamp is suspended, and placing an oval ring of gilt metal, deadened so as to reflect a mitigated light up the telescope, at a proper angle of inclination within the tube. In order to regulate the quantity of light, so as not to conceal faint stars from view, variable diaphragms may be interposed, or darkening glasses of different shades of color.

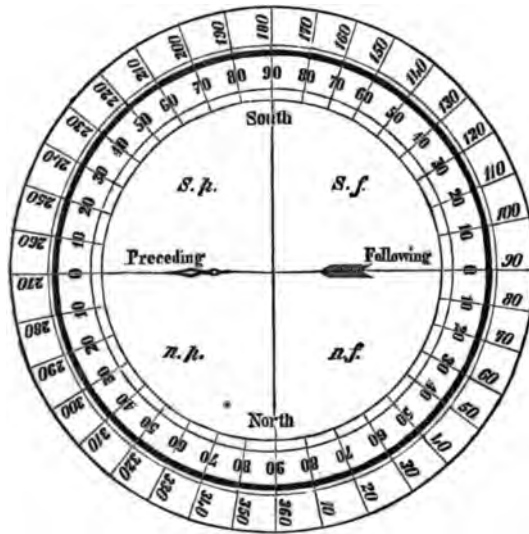


By means of a small lamp, fitted to an aperture in the tube next to the eye-piece, the wires may be illuminated while the field remains dark, thus enabling the observer to have bright lines and a dark field, or a bright field and dark lines, at pleasure.

The annexed diagram represents the illuminated lines as they are usually arranged in a

small transit instrument, with a star just going off on the left side, and the planet Venus approaching to the first wire.

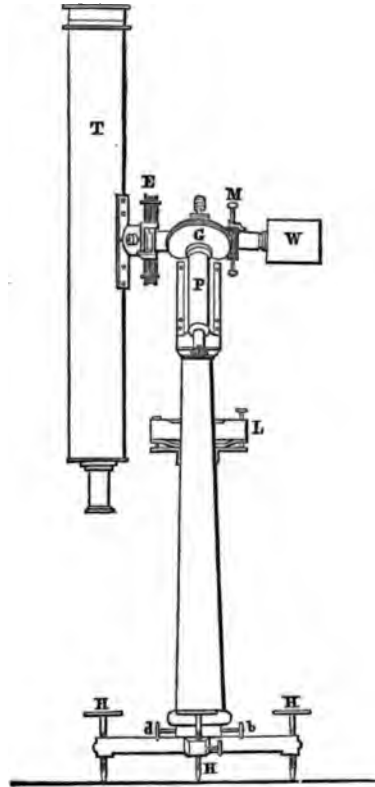
(45.) Sir William Herschel was accustomed to distinguish angles of position by the terms *north, following, south, preceding*; which words were designated by the initials *n, f, s, p*; and he measured angles only up to 90° ; beginning at the preceding and following points, and reading each way, north and south, up to 90° . It is now more common to measure angles of position from the north point by the east, round to 360° . The following diagram shows both forms, as used in the reversed field of a telescope.



COMET-SEEKER.

(46.) The comet-seeker is a telescope having an object-glass of large aperture and short focal length, with which low magnifying powers are used, that it may have a large field of view, and collect the greatest possible amount of light. The figure on the next page represents such an instrument mounted equatorially. It rests upon a tripod, with foot screws, H, H, H, for leveling. From the tripod rises a vertical shaft, whose upper extremity is enlarged for the support of an axis, P, parallel to the axis of the earth. To this is attached an hour circle, G,

graduated to hours, minutes, and seconds; and upon its edge



are cut threads, to receive an endless screw, *M*, which communicates a slow motion about the axis. At right angles to the polar axis is the declination axis, with its circle, *E*, divided into degrees and minutes, and having also a tangent screw for slow motion. The telescope tube, *T*, is of the ordinary construction, and is accurately counterpoised by the weight *W*. The shaft has a level, *L*, for adjusting it to a vertical position by means of the foot screws, and a tangent screw, *bd*, gives a slow motion in azimuth.

(47.) The adjustments of this instrument are the same as those of a large equatorial; but inasmuch as it is designed merely to scour the heavens in search of comets, and

not for accurate observations of position, no great precision is usually aimed at in the adjustments.

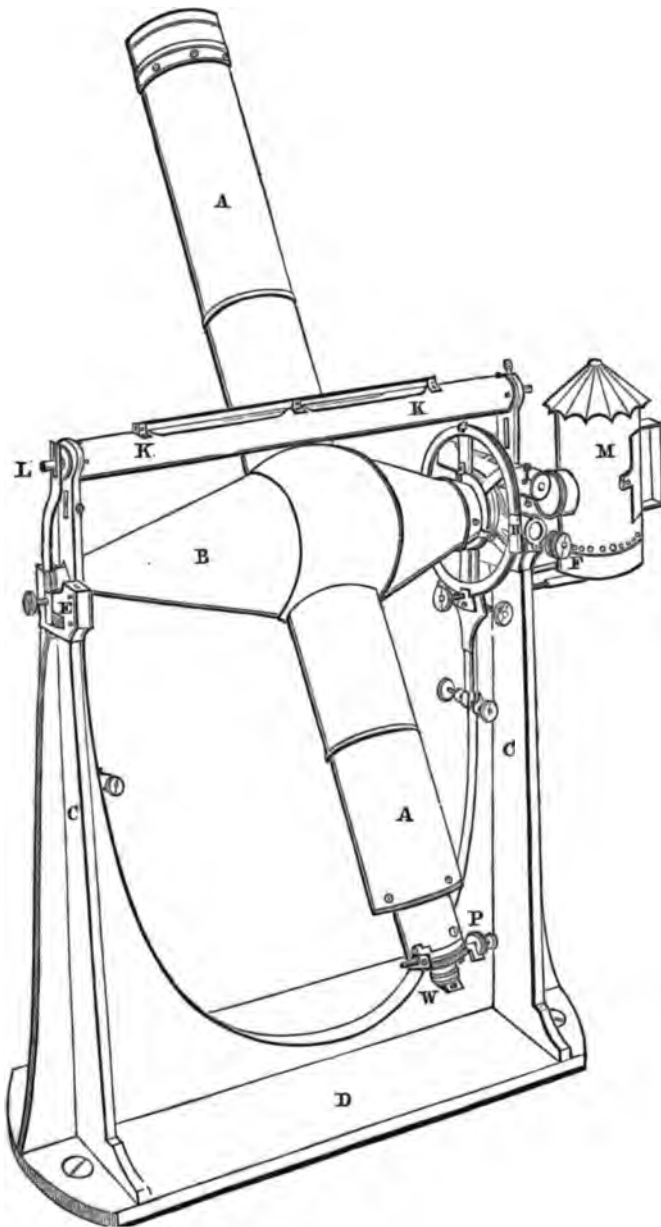
CHAPTER II.

THE TRANSIT INSTRUMENT.

(48.) THE transit is a meridional instrument, employed, in connection with a clock or chronometer, for observing the passage of celestial objects across the meridian, either for obtaining correct time or determining their right ascensions.

(49.) The figure on the next page represents a portable transit instrument. The telescope tube, AA, is supported upon an axis, BB, placed at right angles to the direction of the telescope. This axis terminates in two cylindrical pivots which rest in Y's, which are strongly united to the two uprights CC. The stand CDC, carrying the Y's, is made of cast-iron, and should be made of a single piece, in order to secure a steady and permanent position. At the left end of the axis there is a screw, E, by which the Y of that extremity may be raised or lowered a little, in order that the axis may be made perfectly horizontal. At the right end of the axis is a screw, F, by which the Y of that extremity may be moved backward or forward, in order to enable us to bring the telescope into the plane of the meridian. Near the right end of the axis is fixed a circle, G, which turns with the axis, while the vernier, H, remains stationary in a horizontal position, and shows the altitude to which the telescope is elevated. The vernier is set horizontal by means of an attached spirit level, I. The level KK rides on the pivots of the axis. There is a pin at each end, which drops into a fork at L, to hold the level safely and upright. At the left end is the adjustment for setting the level tube parallel with the axis. At the other end is an adjustment for raising or depressing the extremity of the level.

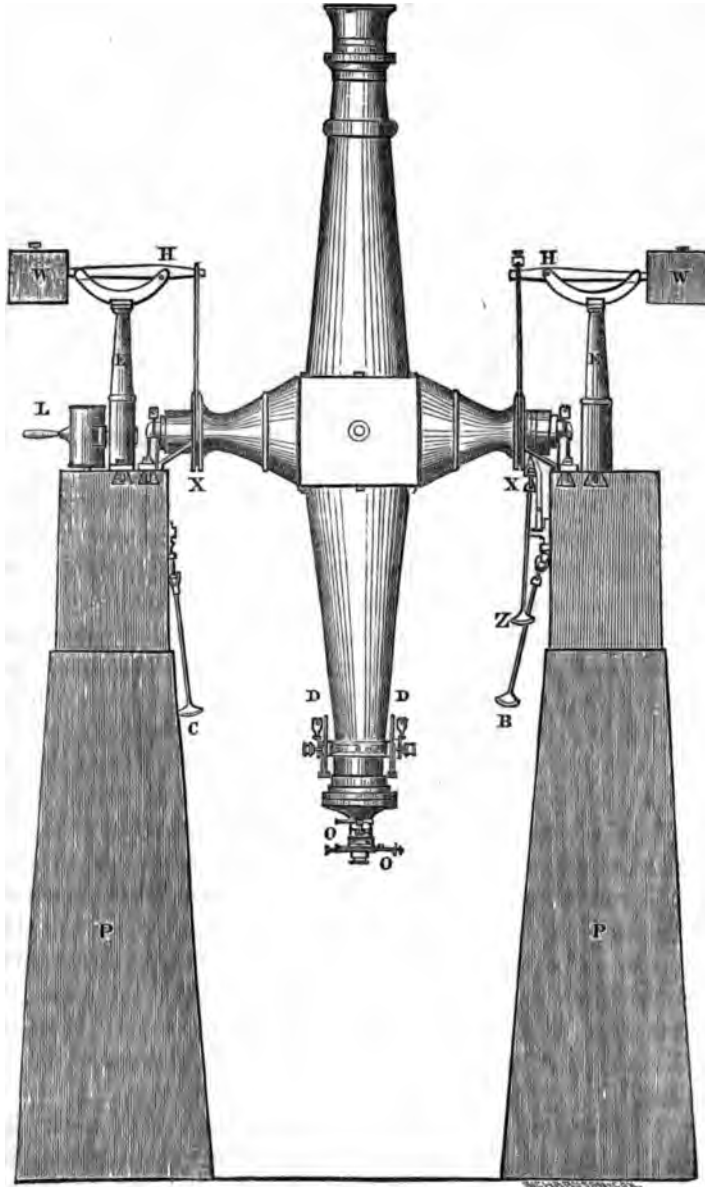
(50.) Near the eye end, and in the principal focus of the telescope, is placed the diaphragm or wire plate, carrying five or seven vertical wires, and two horizontal ones, between which the star is observed. The central vertical wire ought to be fixed in the optical axis of the telescope, and perpendicular



with respect to the pivots of the axis. These wires are rendered visible in the day time by the diffuse light of day, which penetrates the tube of the telescope; but at night, artificial illumination is required. This illumination is effected by piercing one of the pivots, and admitting the light of a lamp, M, fixed on the top of one of the standards. This light is directed to the wires by a reflector, placed diagonally at the junction of the axis and telescope; the reflector having a large hole in its centre, so as not to interfere with the rays passing down the telescope from the object. By inclining the opening of the lantern, more or less light may be admitted to the telescope, to accommodate faint objects, which might be entirely eclipsed by a bright light. The telescope is furnished with a diagonal eye-piece, W, by which stars near the zenith may be observed without inconvenience. The head of the micrometer screw is shown at P.

(51.) A transit instrument for a large observatory differs from the preceding chiefly in being of larger dimensions, and resting upon stone piers instead of a movable frame. The figure on the next page represents such an instrument, as made by Ertel and Son, of Munich. PP are the stone piers, which rest upon foundations sunk deep in the earth. The axis of the telescope is made strong, so as to resist flexure, and was cast in a single piece, the middle part of it being in the form of a cube. The telescope tube is composed of two conical frustums, which are fastened by screws to the cubical part of the axis. The weight of a seven-foot transit is about 200 pounds. In order that the pivots may be relieved from a portion of this weight, there is raised upon the top of each pier a brass pillar, E, about 18 inches high. On the top of the pillar there is a lever, H, from one end of which hangs a strong brass hook, X, supporting two friction rollers under the ends of the great axis. A counterpoise, W, sliding on the other end of the lever, may be made to support as much of the weight of the instrument as is desired.

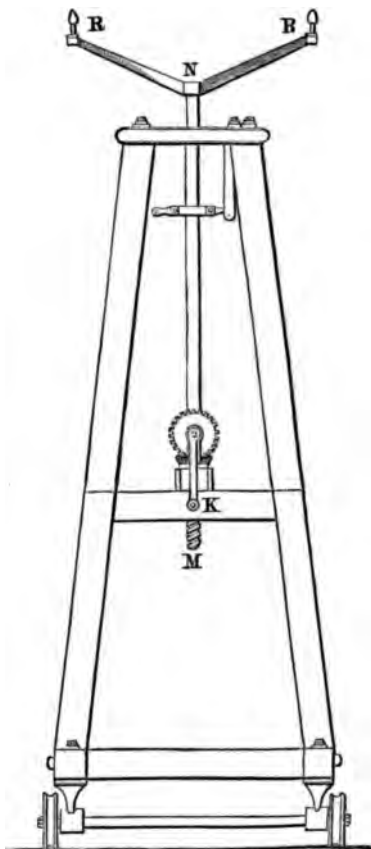
(52.) Both the pivots of the axis are perforated to admit the light of a lamp, on an elliptic-ring reflector placed inside the square part of the axis. To moderate the light of the lamp, L, there is a green glass wedge, movable up and down between



the lamp and pivot. The thinnest part of the wedge transmits nearly all the light of the lamp, while the thickest part transmits only as much light as is barely sufficient to show the spider lines. On each side of the eye end of the telescope is a finding circle, D, with a level, by which the telescope can be set to any zenith distance.

There are also in the eye-tube, at the back of the plate carrying the spider lines, two oblong openings covered with glass. A lighted taper held near either of these apertures illumines the lines without enlightening the field of view, by which means very small stars can be observed, which could not be seen by the ordinary illumination. Z represents the handle of the screw which fastens the clamp arm to the axis of the instrument; B and C are handles, by which a slow motion in altitude is given to the telescope; OO is the eye-piece, with spider lines, micrometer, etc.

(53.) It is frequently necessary to reverse the axis of the transit instrument, and large telescopes need some special contrivance by which this may be readily accomplished. The most convenient apparatus for this purpose is a reversing stand, represented in the annexed figure. The stand, being on rollers, is brought under the axis of the transit, when, by turning the handle K, the rod MN is elevated by means of a screw, and the instrument lifted from the piers by means of the forks RR. The stand is then rolled away from between the piers, and the instrument turned half round. The stand is



again rolled between the piers, and the axis returned to its place.

ADJUSTMENTS.

(54.) When the instrument is set up, it should be so placed that the telescope, if turned down to the horizon, may point north and south as near as can possibly be ascertained. This, of course, can only be done approximately, as the meridian can not be accurately determined until the other adjustments have been completed.

Distinctness of vision and parallax.

(55.) The system of wires or spider lines should be in the common focus of the object-glass and eye-glass. In order to place the lines in the focus of the eye-glass, push in or draw out the eye-tube until they are seen with perfect distinctness. Now, if the wires are not in the focus of the object-glass when the telescope is directed toward a distant mark, if the eye be moved a little to the right or left, the mark will appear to move with reference to the lines. When this is the case, the object-glass or the wires must be moved in the tube until the parallax is corrected, after which they must be secured firmly to their places. After the transit has been placed in the meridian, and the wires adjusted as described hereafter, let a star run along the horizontal wire, and if it does not remain perfectly bisected while the eye is moved up and down, the adjustment for parallax is not complete.

Horizontality of the axis.

(56.) The axis on which the telescope turns must next be made horizontal. This is effected by means of the level. The level is a glass tube, apparently cylindrical, but in reality a portion of a ring of very large radius, nearly filled with spirit of wine or sulphuric ether. The convex side being placed upward, the bubble will occupy the higher part, as *ab*; and if either end of the level be elevated, the bubble will move in that direction. If, then, a divided scale be attached to the level, the motion of the bubble will measure the elevation of the end of the level. The figure on the opposite page shows the common form of level, which should be made of such dimensions,



that the legs may extend from one pivot of the transit instrument to the other.

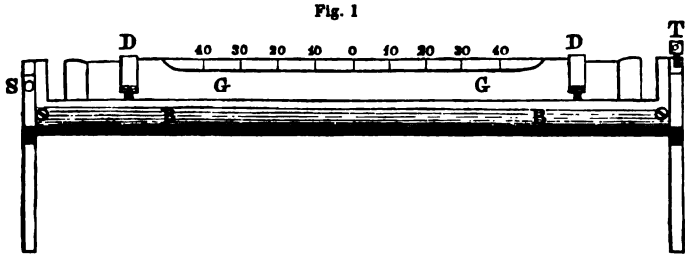


Fig. 1 represents a front view of the level, Figs. 2 and 3 represent end views of the legs. The level consists of a glass tube, GG, which lies in a semi-cylinder of brass, BB, and is secured to it by two thin brass straps, DD. The cylinder is connected with one leg of the level by the two screws, SS', seen in Fig. 2, and with the other leg by the screws TT', seen in Fig. 3. The screws SS' serve to move the cylinder BB in a horizontal direction; the screws TT' serve to move it in a vertical direction. Each foot of the level has two planes, inclined at an angle of 60 to 90 degrees, which are designed to rest upon the pivots of the transit.

(57.) The level should be so adjusted that its axis may be parallel with the axis of the transit. For this purpose, place the level upon the pivots of the axis, and bring the air-bubble to the centre of the glass tube by turning the screw which raises or lowers the end of the axis. Then reverse the level so that the end which before rested on the right pivot may rest on the left. If the bubble settles in the same position as before, we may conclude that the axis of the transit is horizontal; but if the bubble moves from its former position, the amount of this motion will be equal to twice the inclination of the axis to the horizon. Turn the screw at the end of the axis so as to move the bubble over half this distance; then loosen one of the screws, TT', Fig. 3, and tighten the other, until the bubble is brought back to the middle of the tube.

Since it is difficult to make this adjustment perfect at a sin-

gle trial, we must repeat the same series of operations until the bubble occupies the same place in both the direct and reversed positions of the level. When this is accomplished, the axis of the level will be in a plane which is parallel to the axis of the transit, but the two axes will not necessarily be parallel with each other. To determine whether such is the case, revolve the level slightly upon the axis of the transit, the feet of the level remaining all the while in contact with the pivots. If the bubble changes its place, the axis of the level must be inclined to the axis of the transit, and we must turn the screws *SS'*, *Fig. 2*, either forward or backward, until a slight rotation of the level about the axis of the transit causes no sensible change in the position of the bubble. When this second correction is completed, the former must be verified anew.

(58.) To discover whether the level is well made, place it upon a rule, having at one end two points, which enter two corresponding cavities upon an iron bar, while at the other end of the rule is a delicate micrometer screw, pressing firmly against a cavity in the iron bar. The whole must be placed upon a very firm support. Then, upon turning the micrometer screw so as to change the inclination of the level to the horizon, it will be easily seen whether equal parts of a rotation of the screw correspond to equal movements of the bubble along the glass tube. When this is the case, the level is good. By means of this arrangement we may easily determine the value of one division of the level, expressed in seconds of arc. Measure the distance of the cavity in which the micrometer screw rests from the middle of the line connecting the two other cavities in the iron bar, and represent this distance, expressed in inches and parts of an inch, by *d*. Count the number of threads contained in an inch upon the screw, from which we can determine the distance between two threads, expressed in parts of an inch. Represent this distance by *b*. Then, it is plain that the inclination of the level to the horizon will be changed in one revolution of the screw by an angle equal to $\frac{b}{d \sin. 1''}$. If, therefore, we know how many divisions of the level correspond to one revolution of the screw, we may determine the value of one division of the level, expressed in parts of a second.

(59.) We may also determine the value of one division of the level in the following manner :

Fix the level to the tube of a telescope connected with a vertical divided circle reading to seconds. Move the telescope by means of the tangent screw, so as to carry the bubble successively to one side and the other of the level, and read off the circle in the two positions. The difference of these readings in seconds, divided by the number of divisions of the level that the bubble has moved, will give the value of one division. Delicate levels are generally designed to be divided in such a manner that one division shall represent one second of arc. At one end of the level-tube are small screws, by which that end may be elevated or depressed, so as to bring the bubble into the middle of the tube when the level is placed on a horizontal surface.

Perpendicularity of the wires.

(60.) It is desirable that the central or middle wire should be truly vertical, as we may then observe the transit of a star on any part of it as well as the centre. For this purpose, direct the telescope upon a small, well-defined, and distant object. If, on moving the telescope in altitude, this mark is perfectly bisected by the central wire from top to bottom, the wire is perpendicular to the horizontal axis. If not, the ring or tube containing the wires must be turned round until the mark is bisected by every part of the wire. The other vertical wires are placed by the maker as nearly as possible equidistant from each other, and parallel to the middle one ; therefore, when the middle one is adjusted, the others are also adjusted. The transverse wires are also placed at right angles to the vertical middle wire.

Collimation.

(61.) The optical axis of a lens is the line which joins the centres of the spherical surfaces by which the lens is bounded. When a telescope is properly constructed, the axes of the object-glass and eye-glass must lie in the straight line which joins the centres of the object-glass and eye-glass. This straight line is called the *optical axis* of the telescope.

The principal line of sight, or *the line of collimation*, is determined by the direction of the ray of light which passes through the centre of the object-glass, and touches the middle

vertical thread midway between the two horizontal threads. In the rotation of the telescope about its axis, the line of collimation should describe a plane perpendicular to this axis. To determine whether such is actually the case, direct the telescope to some small, well-defined, and distant object, and bisect it with the middle vertical wire. Then lift the telescope very carefully from its supports, and replace it with the axis reversed. Point the telescope again to the same object, and if it be still bisected, the collimation adjustment is correct; if not, move the wires one half the error by turning the small screws which hold the diaphragm, near the eye end of the telescope. But as half the deviation may not be correctly estimated in moving the wires, it becomes necessary to verify the adjustment by moving the telescope the other half, which is done by turning the screw F (see figure, page 40). Having again bisected the object, reverse the axis as before, and, if half the error was correctly estimated, the object will be bisected when the telescope is directed to it. If this is found not to be the case, half the remaining error must be corrected as before, and these operations must be continued until the object is found to be bisected in both positions of the axis. The adjustment will then be complete.

POSITION IN THE MERIDIAN.

(62.) This adjustment is effected with the assistance of a clock, which, for convenience, should be regulated to sidereal time, so that the time of each star's passing the meridian will be indicated by its right ascension.

By the pole star.

(63.) Direct the telescope to the pole star at the instant of its crossing the meridian, as near as the time can be ascertained. The transit will then be nearly in the plane of the meridian. Having leveled the axis, turn the telescope to a star about to cross the meridian, near the zenith. Since every vertical circle intersects the meridian at the zenith, a zenith star will cross the field of the telescope at the same time, whether the plane of the transit coincide with the meridian or not. At the moment the star crosses the central wire, set the clock to its right ascension, as given by the catalogue, and the clock will henceforth indicate nearly sidereal time. The approximate times of the upper and

lower culmination of the pole star are then known. Observe the pole star at one of its culminations, following its motion until the clock indicates its right ascension, or its right ascension plus 12 hours. Move the whole frame of the transit, so that the central wire shall coincide nearly with the star, and complete the adjustment by means of the azimuth screw. The central wire will now coincide almost precisely with the meridian of the place.

(64.) The axis being supposed perfectly horizontal, if the middle wire of the telescope is exactly in the meridian, it will bisect the circle which the pole star describes, in 24 sidereal hours, round the polar point. If, then, the interval between the upper and lower culminations is exactly equal to the interval between the lower and upper, the adjustment is complete. But if the time elapsed while the star is traversing the eastern semicircle is greater than that of traversing the western, the plane in which the telescope moves is westward of the true meridian on the north horizon; and *vice versâ*, if the western interval is greatest. This error must be corrected by turning the screw F (page 40). The adjustment must then be verified by further observations, until, by continued approximations, the instrument is fixed correctly in the meridian.

By a pair of circumpolar stars.

(65.) Take two well-known circumpolar stars, the nearer the pole the better, differing about twelve hours in right ascension, and observe one above and the other below the pole. Now it is evident that any deviation of the instrument from the meridian will produce *contrary* effects upon the observed times of transit. Hence the time which elapses between the two observations will differ from the time which should elapse according to the catalogue, by the *sum* of the effects of the deviation upon the two stars. The stars ϵ Cephei and δ Ursæ Minoris are well suited to this purpose. The right ascension of the former on the 1st of January, 1855, was 6h. 31m. 26s.; of the latter, 18h. 18m. 48s. The difference between the times at which one should make its upper and the other its lower transit is 12m. 38s. If the observed interval differs from this, the error must be corrected by the azimuth screw, and the observations repeated until the adjustment is perfect.

By the pole star, combined with any star distant from the pole.

(66.) If the transit moves in the plane of the meridian, the error of the clock, as determined by the culmination of the pole star, will be exactly the same as from any other star situated, for example, near the equator. But if the transit describes a vertical circle which differs from the meridian, the pole star will be longer in crossing from the transit plane to the true meridian than the equatorial star. If, then, the two stars do not indicate the same clock error, the azimuth screw must be moved until the adjustment is perfect.

By a high and low star.

(67.) This method may be practiced in situations which do not permit an observation of the pole star. Choose two stars differing but little in right ascension, one of them passing the meridian as near as possible to the zenith, and the other as near as convenient to the south horizon. Make the axis of the transit perfectly horizontal, so that the transit shall describe a vertical circle. This circle will coincide with the meridian at the zenith, however much it may depart from it at the horizon. A star near the zenith will pass the middle wire of the telescope at about the same time as if the transit was in the meridian; but this will not be the case with a star near the south horizon. If the low star passes the central wire too early, the plane of the instrument deviates to the east; if it passes too late, the plane deviates to the west. In either case the error must be corrected by the azimuth screw, until stars at all altitudes indicate the same error of the clock.

MERIDIAN MARK.

(68.) When the transit instrument has once been brought to the meridian, a mark may be placed, either to the north or south, for verification, in case the instrument should at any time be disturbed. It should be placed at such a distance as not to be affected by parallax, yet not too far to be seen distinctly. The observatory at Edinburgh has two meridian marks, one distant about 8000 feet, and the other 18,000 feet from the observatory. Each is formed of a piece of copper, having an aperture of the figure of an isosceles triangle, the base, parallel to the horizon,

subtending an angle of 6'' of space, and the height being double the base. Through this aperture is seen a piece of metal painted white.

THE CLOCK—ITS RATE AND ERROR.

(69.) A clock designed to be used for astronomical purposes should be of the best workmanship. The pendulum should be compensated, so as to be free from the effects of heat and cold. The two forms chiefly used for astronomical purposes are the mercurial and the gridiron. The former is generally used in England, the latter in France and Germany.

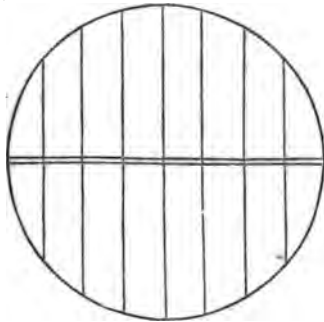
It is most convenient to have the clock regulated to sidereal time, and it is desirable that it should keep exact pace with the stars, so as always to indicate the exact right ascension of the star then passing the meridian. But every clock has both an *error* and *rate*. The *error* of the clock at any time is its difference from true sidereal time. The *rate* of the clock is the *change* of its error in 24 hours. Thus, on the 8th of January, 1851, Aldebaran was observed to pass the meridian of Greenwich at 4h. 26m. 52.02s. The true right ascension of the star was 4h. 27m. 22.86s.; hence the clock was slow 30.84s. Again, on the 9th of January, the same star passed the meridian at 4h. 26m. 51.22s., and the clock was slow 31.64s. Hence the clock lost 0.80s. per day. In other words, the error of the clock, January 9th, was $-31.64s.$, and its daily rate $-0.80s.$

(70.) The preceding error and rate do not necessarily imply any imperfection of the clock. The error and rate of a perfect clock may be of any magnitude. All which we demand of a clock is that its rate be uniform from day to day. Still, it is convenient in practice that both should be of small amount. The rate of the clock may be corrected by lowering the bob of the pendulum, if the clock runs too fast, or raising it when the clock runs too slow. For this purpose, the bob of the pendulum is furnished with a fine adjusting screw. The clock may be made to indicate true sidereal time by setting it to the right ascension of any known star, and starting the pendulum at the moment when the star crosses the middle transit wire. After the rate has been reduced to a small quantity, it is better to let the error accumulate than to stop the clock. When the error

amounts to a whole minute, the minute-hand may be moved one division without disturbing the motion of the pendulum. The transit clock at Greenwich Observatory generally loses about half a second a day, and when this error amounts to an entire minute (which happens about every three months), the clock is put forward one minute.

METHOD OF OBSERVING AND REGISTERING TRANSITS.

(71.) For a night observation, the field of view must be illuminated by the lamp M (see figure, page 40), so that the wires may be distinctly visible; and the telescope must be set to the proper altitude by means of the attached circle. This circle is sometimes designed to indicate altitudes or zenith distances, and sometimes declinations or polar distances. In either case, the zero of the circle may require adjustment. If the circle indicates altitudes, the index should point to zero when the bubble of the attached level stands in the middle of the tube. If the circle indicates declinations, the index should point to zero when the telescope is directed toward an equatorial star. Since the telescope inverts the position of objects, a star for an upper culmination will appear to enter the field of view on the west side, and pass out on the east;



will cross the field from east to west. The telescope contains five or seven vertical, and two horizontal wires, placed a short distance from each other. The star should be made to cross the field between the two horizontal wires, in order that the transits may always be observed on the same part of the vertical wires. It is the business of the observer to note the times

of the star's passage over the several wires with the utmost accuracy; and as it will seldom happen that a star will cross a wire at the exact instant of the beat of the clock, he must estimate the fractions of a second as well as he is able. This is done by comparing the distance of the star from the wire at the beat preceding the transit, with its distance on the other side at

the beat succeeding the transit. The clock should be so placed, and its face illumined, that the observer, seated at the transit, can readily follow the seconds' hand. A little before the star is expected to cross the first wire, the observer takes a second from the clock—suppose 5s.—and, listening to the beats, goes on silently counting 6, 7, 8, 9, etc., while his eye is at the telescope following the motion of the star. If the star crossed the first wire between the beats 9 and 10, and if the star appeared as far beyond the wire at the succeeding beat as it was short of it at the preceding beat, the time of the transit would be 9.5s.; but if the distances were unequal, it would be 9.3s. or 9.7s., etc., according to its apparent distance from the wire. Having recorded the passage over the first wire, the same observation must be made at each of the other wires, and a mean of the whole taken, which will represent the time of the star's passage over the mean or meridional wire. Five or seven wires are more valuable than a single one, since the chances are that an error which may have been committed at one wire will be compensated by an opposite error at another. Thus the mean result of several observations is deserving of more confidence than a single one. The following is an observation of Arcturus, made at Greenwich Observatory, November 13th, 1850:

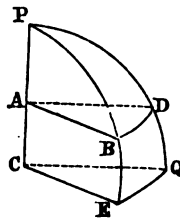
First wire,	14h. 7m. 7.7s.	} Mean, 14h. 7m. 48.53s.
Second wire,	7 21.3	
Third wire,	7 34.9	
Fourth wire,	7 48.6	
Fifth wire,	8 2.1	
Sixth wire,	8 15.7	
Seventh wire,	8 29.4	

It will be perceived that the observation at the middle wire differs 0.07s. from the mean of the seven wires. If the observations were perfect, and the wires equidistant, these two numbers should agree exactly.

EQUATORIAL INTERVAL OF THE WIRES.

(72.) By comparing the transits of different stars, it will be seen that the time occupied by a star in traversing the interval between the wires is different on different points of the merid-

ian; being least at the equator, and increasing with the distance from that circle. The time occupied by a star on the equator, in passing between any two of the wires, is called their *equatorial interval*; and when this interval is known, the interval for any parallel of declination may be computed.



Thus, let P be the pole of the heavens, EQ a portion of the equator, and BD a portion of any parallel of declination; PBE and PDQ two meridians, but slightly inclined to each other. A star at B moves over the arc BD in the same time that one at E moves over EQ. But we

have

Geom., B. VI., Prop. 13, Cor. 1,

$$\text{arc EQ} : \text{arc BD} :: \text{CQ} : \text{AD} :: 1 : \cos. \text{Dec.}$$

Therefore, $\text{BD} = \text{EQ} \cos. \text{Dec.}$

Now the time in which a star on the parallel BD would move over a constant space, EQ, must be, to the time in which an equatorial star moves over the same, inversely as their rates of motion, or as

$$\text{EQ} : \text{BD} :: 1 : \cos. \text{Dec.} :: \text{sec. Dec.} : 1.$$

(73.) If, then, x represent the equatorial interval of the wires, $x \cos. \text{Dec.}$ will be the interval for any star. The equatorial interval may therefore be computed from observations made upon any star whose declination is known, by multiplying the observed interval by the cosine of the star's declination. Thus, in the preceding observation of Arcturus, the difference between each observation and the mean of the seven wires is as follows:

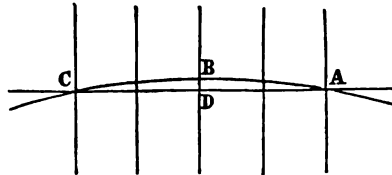
	Observed intervals.	Equatorial intervals.
First wire,	40.83s.	38.376s.
Second wire,	27.23	25.594
Third wire,	13.63	12.811
Fourth wire,	0.07	0.066
Fifth wire,	13.57	12.755
Sixth wire,	27.17	25.537
Seventh wire,	40.87	38.414

And if we multiply these numbers by .939908, the cosine of the star's declination ($19^\circ 57' 50''$), we shall obtain the equatorial intervals, as given in the last column above.

(74.) The equatorial interval may, however, be obtained more

accurately by observations of a star near the pole—the pole star, for example; but in this case a slight modification of the preceding rule becomes necessary, for the pole star does not pass perpendicularly from wire to wire, but describes a considerable arc of the small circle ABC.

Now AD is the sine of the arc AB. In order, therefore, to obtain the equatorial intervals from the pole star, we must multiply the



sine of the observed interval by the cosine of the declination, and we shall obtain the sine of the equatorial interval.

The following observations of Polaris, Dec. $88^{\circ} 30' 27''.0$, were made at Greenwich Observatory, April 26th, 1850 :

Wires.	Observations.			Observed Intervals.		Equatorial Intervals.
	<i>h.</i>	<i>m.</i>	<i>s.</i>	<i>m.</i>	<i>s.</i>	<i>s.</i>
A	0	39	48.0	-24	43.29	-38.559
B		48	3.0	-16	28.29	-25.719
C		56	19.0	- 8	12.29	-12.820
D	1	4	32.0	+ 0	0.71	+ 0.018
E		12	44.0	+ 8	12.71	+12.830
F		20	57.0	+16	25.71	+25.652
G		29	16.0	+24	44.71	+38.595
Mean	1	4	31.29			

The letters in column first are used to distinguish the wires of the transit. The wires at Greenwich are designated by the letters of the alphabet in such a manner that, when the illumined end of the axis is east, the order of the wires for stars above the pole is A, B, C, D, E, F, G; but when the illumined end of the axis is west, the order is G, F, E, D, C, B, A. Column third shows the difference between each observation and the mean of the seven wires. Column fourth shows the equatorial interval thence deduced. The fourth column is computed as follows :

$$\begin{aligned}
 24\text{m. } 43.29\text{s.} &= 6^{\circ} 10' 49''.35 \text{ sine} = 9.0320497; \\
 \cos. \text{ Dec. } 88^{\circ} 30' 27''.0 &= 8.4157426; \\
 38.559\text{s.} &= 9' 38.''39 \text{ sine} = 7.4477923;
 \end{aligned}$$

and in the same manner for the other wires.

It will be perceived that the middle wire differs slightly from the mean of the seven wires, which may be called the *mean*

wire. It is customary, at Greenwich, to reduce all observations to the standard of the mean wire, and not of the middle wire.

To reduce an observation when all the wires are not observed.

(75.) It may happen, through inadvertence or unfavorable weather, that the transits over only a portion of the wires are observed; but such observations may be reduced by means of the equatorial intervals already determined. According to the values given above, if we add 38.559s. to the time of transit of an equatorial star over wire A, it will give the time of transit over the mean wire; and, in the same manner, the observation of an equatorial star at each wire may be reduced to the mean, by adding or subtracting, as the case may be, to the time of observation, the equatorial interval between that wire and the mean wire. For a star out of the equator, these intervals must each be multiplied by the secant of the star's declination. Or the following rule is more convenient in practice, and evidently gives the same result:

Add together the equatorial numbers from the table on page 55 for the wires observed, regard being had to their signs; divide by the number of wires, and multiply by the secant of the star's declination. The product will be the correction to be applied to the mean of the wires observed.

The corrections to transits of an equatorial star over wires A, B, C, D, E, F, G, for 1851, at Greenwich, were +41.443s.; +27.646s.; +13.816s.; -0.002s.; -13.811s.; -27.654s.; -41.438s.; and these are the intervals to be used in reducing the subsequent observations.

Ex. 1. The following observations of Capella were made at Greenwich, January 27th, 1851:

A	5h. 4m. —
B	20.2s.
C	40.2
D	59.8
E	5 19.7
F	39.5
G	59.4
Mean of wires observed,	5h. 5m. 9.8s.

The sum of the equatorial numbers for wires B, C, D, E, F,

G is $-41.443s.$, which, divided by 6, gives $-6.907s.$, and, multiplied by the secant of the declination, $45^{\circ} 50' 26''$, gives $-9.91s.$; which, being applied to the above mean, gives 5h. 4m. 59.89s. as the time of transit over the mean of the seven wires.

Ex. 2. The following observations of Sirius were made at Greenwich, February 13th, 1851 :

A	6h. 37m.	—
B		—
C		—
D		43.7s.
E		58.2
F	38	12.6
G		26.9

Mean of wires observed, 6h. 38m. $\overline{5.35s.}$

The sum of the equatorial numbers for wires D, E, F, G is $-82.905s.$, which, divided by 4, gives $-20.726s.$, and, multiplied by the secant of the star's declination, $16^{\circ} 31' 12''$, gives $-21.62s.$; which, applied to the above mean, gives for the time of transit over the mean wire, 6h. 37m. 43.73s.

Ex. 3. The following observations of Spica, Dec. $10^{\circ} 22' 56''$, were made at Greenwich, February 21st, 1851 :

A	13h. 15m.	—
B		—
C	16	9.1s.
D		23.1
E		37.0
F		51.1
G	17	5.0

Required the time of transit over the mean wire.

Ans. 13h. 16m. 23.01s.

(76.) In the case of a star near the pole, we must multiply the *sine* of the equatorial interval by the secant of the star's declination, and we shall obtain the *sine* of the reduction to the mean wire according to Art. 74.

Example. The following observations of Polaris, at its upper culmination, were made at Greenwich, May 30th, 1851 :

A	0h. 38m.	—
B	47	—
C	56	7.0s.

D	1h. 4m. 59.0s.
E	13 53.0
F	22 47.0
G	31 40.0

To determine the time of transit over the mean of the seven wires, the declination of Polaris being $88^{\circ} 30' 38''.4$.

The reduction for each wire is computed as follows :

Wire C.		Wire D.	
sine 13.816s. =	7.0020484	log. 0.002s =	7.301
sec. Dec. =	1.5851796	sec. Dec. =	1.585
sine 8m. 51.70s. =	8.5872280	log. 0.08s. =	8.886
Wire E.		Wire F.	
sine 13.811s. =	7.0018912	sine 27.654s. =	7.3034239
sec. Dec. =	1.5851796	sec. Dec. =	1.5851796
sine 8m. 51.51s. =	8.5870708	sine 17m. 45.05s. =	8.8886035
Wire G.			
sine 41.438s. =	7.4790643		
sec. Dec. =	1.5851796		
sine 26m. 37.92s. =	9.0642439		

The sum of these corrections is $-41\text{m. }22.86\text{s.}$, which, divided by 5, gives $-8\text{m. }52.57\text{s.}$, which is the correction to be applied to the mean of the wires observed to obtain the mean of the seven wires. The mean of the wires observed is $1\text{h. }13\text{m. }53.2\text{s.}$ Hence the concluded transit over the mean of the seven wires is $1\text{h. }5\text{m. }0.63\text{s.}$ As the time required for the pole star to pass from one wire to another is nearly the same for every day of the year, and only varies in consequence of a small change in the star's declination, it is customary, in regular observatories, to compute the intervals for an assumed value of the declination, and the variation caused by a change of one second in the declination. All the reductions are then made with great facility.

(77.) In observing the sun, the times of passage of both the first and second limbs over the wires are observed and set down as distinct observations, the mean of which gives the time of passage of the centre across the meridian. The wires of the instrument are generally placed by the maker at such a distance from each other that the first limb of the sun shall have passed all of them before the second limb arrives at the first wire.

If only one limb is observed, the passage of the centre may

be inferred by adding or subtracting the sidereal time of semi-diameter passing the meridian, as given on page first of each month in the Nautical Almanac.

Only one limb of the moon can be observed, except when her transit happens to be within an hour or two of her opposition; and, in observing the larger planets, the first and second limbs may be observed alternately over the seven wires. If only one limb of a planet is observed, the ephemeris must be consulted for the time of passage of its semidiameter.

(78.) In correcting imperfect transits of the sun and planets, the value of the intervals found, as for a star of the same declination, must be increased by a small quantity. For if a fixed star and the sun's first limb were together at the first wire, the sun would be behind the star when it passed the second wire, on account of the sun's apparent motion among the stars. For the sun or a planet, therefore, the interval found for a star must be multiplied by the factor

$$\frac{3600 + I}{3600}$$

where I represents the hourly increase of right ascension in seconds of time taken from the Nautical Almanac.

Example. The following observations of the sun's second limb were made at Greenwich, February 22d, 1851 :

A	22h. 20m. —	
B		—
C		54.5s.
D	21	8.8
E		22.9
F		36.8
G		51.0

Mean of wires observed, 22h. 21m. 22.8s.

The sum of the equatorial numbers for wires C, D, E, F, G is —69.089s., which, divided by 5, gives —13.82s., and, multiplied by the secant of the sun's declination, 10° 17' 41'', gives —14.04s., which is the correction for a star of the same declination. The sun's hourly increase of right ascension, February 22d, according to the Nautical Almanac, was 9.52s. Hence

$$3600 : 3609.52 :: 14.04 : 14.08,$$

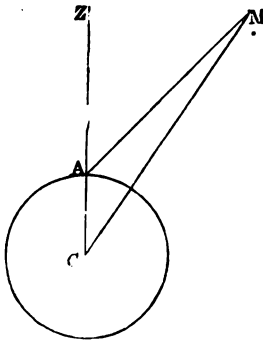
which is the correction to the mean of the wires observed.

Hence the concluded transit over the mean of the seven wires is

22h. 21m. 8.72s.

In order to facilitate these reductions, it is convenient to have a table showing the logarithm of the factor $\frac{3600+I}{3600}$ for every value of I from 1s. up to 30s.

(79.) The reduction of an imperfect transit of the moon's limb requires a peculiar method, on account of the moon's proximity to the earth.



Let C represent the centre of the earth, A any place on the earth's surface, and M the centre of the moon; then, since the angular value of any small line at different distances is inversely as those distances, the angular value of the moon's hourly motion in its orbit from a place, A, is to the angular value of the same from C as CM to AM. But CM is to AM as the sine of CAM, or sine of ZAM, is to the sine of ZCM; that is, as the sine of the apparent zenith distance of the moon is to the sine of the geocentric zenith distance. In order, therefore, to reduce an observation at any wire to the mean of the wires, the interval found for the sun or a planet must be multiplied by the factor,

$$\frac{\text{sine of moon's geocentric } Z. D}{\text{sine of moon's apparent } Z. D};$$

or the entire factor for the moon will be

$$\frac{3600+I}{3600} \times \frac{\text{sine of moon's geocentric } Z. D}{\text{sine of moon's apparent } Z. D} \times \text{secant of moon's geocentric declination,}$$

where I is the hourly increase of the moon's right ascension in seconds of time.

Example. The following observations of the moon's second limb were made at Greenwich, February 21st, 1851:

A	15h., 34m.	—
B		—
C	35	9.5s.
D		24.0
E		38.7
F		53.2
G	36	8.0

Mean of wires observed, 15h., 35m., 38.68s.

The sum of the equatorial numbers for the wires observed, divided by 5, gives -13.8178s.

The moon's declination = 14° 13' 12" S.

Moon's geocentric zenith distance = 65 41 50

Moon's apparent zenith distance = 66 34 10

Moon's hourly increase of R. A. = 135.24s.

The correction to the mean of the wires observed is then computed as follows :

$$\begin{aligned}
 13.8178s. &= 1.14044 \\
 3600 + I &= 3735.24s. = 3.57232 \\
 3600 \text{ comp.} &= 6.44370 \\
 \sin. 65^\circ 41' 50'' &= 9.95970 \\
 \text{cosec. } 66 \ 34 \ 10 &= 0.03737 \\
 \text{sec. } 14 \ 13 \ 12 &= 0.01351 \\
 14.69s. &= \overline{1.16704}
 \end{aligned}$$

Subtracting 14.69s. from the mean of the wires observed, we obtain the time of transit over the mean of the seven wires,

15h. 35m. 23.99s.

(80.) We have hitherto supposed the transit instrument to be perfectly adjusted—that there is no error of collimation—that the axis is perfectly horizontal—and that the middle wire of the transit describes the plane of the meridian. In practice, these adjustments can never be perfectly made; but we make the adjustments as complete as we are able. We then compute the amount of each error, and apply a correction to the observations.

PROBLEM.

To determine the inclination of the axis of the transit.

The spirit-level which rests on the pivots of the axis determines the inclination of the axis. Above the glass tube, and par-

allel to its length, is placed a fine graduated scale, which indicates any deviation from horizontality by the air-bubble receding from the centre toward that pivot which is the highest; but as the legs of the level may not be of exactly equal length, it is necessary to reverse the level on the axis, and read the scale at each extremity of the air-bubble in both its positions; that is, with the same end of the level on both the east and west pivots alternately. Half the difference of the means of the two readings will be the amount of deviation. It is customary to make several observations in each position of the level, in order to diminish the effect of incidental errors. The following example will illustrate this method:

<i>Readings of the Scale.</i>		
East end.		West end.
32.3		30.0
32.4		30.0
32.4		30.0
Level reversed		
32.6		29.6
32.6		29.5
32.5		29.6
194.8	sums	178.7
32.47	means	29.78
Difference,		2.69.

Half the difference is 1.34; and, since the value of one division of the level is $1''.25$, the east end of the axis is too high by $1''.67$, for the mean of the eastern readings is greater than the mean of the western. This quantity, divided by 15, will give the inclination expressed in seconds of time.

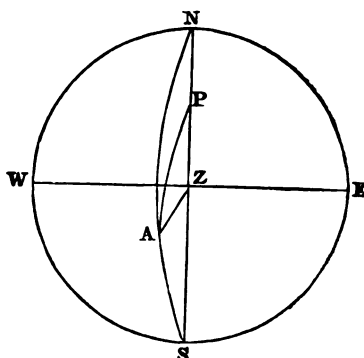
(81.) Having determined the inclination of the axis, the correction to be applied to the time of observation of any star may be computed by the following method:

PROBLEM.

To compute the correction to the time of transit for inclination of the axis.

Let P represent the pole of the earth, Z the zenith, N and S the north and south points of the horizon. Suppose the transit tel-

scope is in the meridian, at the north and south points of the horizon, N and S, but the axis is inclined to the horizon by a small angle; the telescope, instead of describing the meridian, NZS, will describe an oblique circle, NAS; and the star, A, when it passes through the telescope, will be distant from the meridian by the angle APS. Now, in the triangle, APS, we have



or, putting b to represent the angle S, and Z the zenith distance of the star (b being supposed to be a small angle),

$$\cos. \text{Dec.} : b :: \cos. Z : P = \frac{b \cos. Z}{\cos. \text{Dec.}}$$

which must be subtracted from the observed time of passage to have the true time, when the telescope is inclined to the west. When the eastern pivot is too high, the level error is considered negative; when the western pivot is too high, the level error is positive.

(82.) The expression for the zenith distance of a star, in terms of its declination and of the latitude of the place, will vary according as the observations are made to the south of the zenith or to the north of the zenith; and, in the latter case, according as the observations are made above or below the pole. These several values will be as follow, representing the latitude by ϕ , and the declination by δ (see page 139):

- $Z = \phi - \delta$. . . if the observations be made to the south;
- $Z = \delta - \phi$. . . if to the north, *above* the pole;
- $Z = 180^\circ - (\phi + \delta)$ if to the north, *below* the pole.

Example. Castor was observed to pass the meridian of Greenwich, February 22d, 1851, at 7h. 24m. 6.52s., its declination being $32^\circ 12' 32''$ N., and the error of level $-3''.92$; required the corrected time of transit.

The latitude of Greenwich is $51^\circ 28' 39''$; therefore $Z = 19^\circ 16' 7''$.

$$\begin{aligned}
 b &= -3''.92 = 0.261s. \quad \log. = 9.4166 \\
 &\qquad \qquad \qquad \cos. Z = 9.9749 \\
 &\qquad \qquad \qquad \text{sec. Dec.} = \underline{0.0726} \\
 &\qquad \qquad \qquad -0.29s. = \underline{9.4641}
 \end{aligned}$$

Therefore, the time of transit, corrected for error of level, is
7h. 24m. 6.23s.

PROBLEM.

(83.) *To determine the error of collimation.*

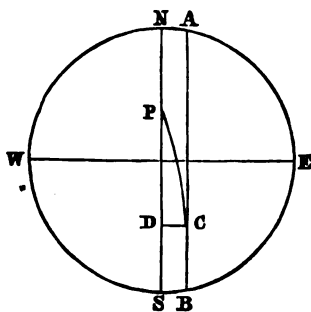
This error may be determined by a micrometer attached to the eye end of the telescope, by which, when the telescope is directed toward any distant object, the angular distance of that object from the central wire is measured. The instrument is then reversed, and the distance of the same object from the central wire again measured. Half the difference of these measures is the error of collimation for the middle wire.

(84.) At many observatories the error of collimation is determined, not by observations of a distant mark, but by means of a small transit instrument, mounted at a short distance from the large transit, and in the same meridian, and having in its focus a cross in the form of an acute X. A reflector is attached, for the purpose of throwing the light of the sky upon the wires, and, when the telescopes are pointed toward each other, the cross in the small transit is distinctly seen by looking through the large telescope. The following are the results of a set of observations at Greenwich: When the illuminated end of the axis was east, and the micrometer was made to coincide with the cross, the reading was 10.888r.; when the axis was reversed, the reading was 9.461r.; hence the reading of the micrometer for the true line of collimation was 10.174r. When the micrometer was made to coincide with the middle wire, the reading was 10.191r.; hence the error of collimation for the middle wire was 0.017 revolutions of the screw, which is equal to 0''.28 in seconds of arc. Correcting this for the distance of the middle wire from the mean of the seven wires, we obtain the error of collimation for the mean of the seven wires.

(85.) This error may also be determined by observing the transit of Polaris, or any other close circumpolar star, over the first three wires; and then, reversing the axis, observing the

same intervals in a reversed order. The wires which were the first three in the former position, will now be the last three. Let each of the observations be reduced to the mean wire, according to Art. 76; then, if there were no error of collimation, the mean of the observations in the first position of the telescope ought to be the same as the mean in the reversed position. But if the two results differ from each other, it must be owing to error of collimation.

(86.) Suppose the telescope does not move in the meridian, NS, but in a small circle, AB, parallel to the meridian, and every where a certain number of seconds (*c*) east of it. Let P be the pole, and C the place of the star. Draw CD perpendicular to NS. Then, when the star passes the telescope, its angular distance from the meridian will be CPD. Now, in the triangle CPD, we have



Trig., Art. 211,

$$R. \sin. CD = \sin. PC \sin. CPS.$$

Whence
$$CPS = \frac{CD}{\sin. PC} = \frac{c}{\cos. Dec.} \dots (1)$$

and
$$c = CPS \cos. Dec. \dots (2)$$

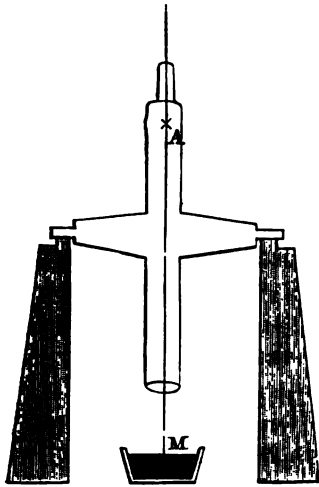
The following example will show the application of this method. At Edinburgh Observatory the transit of Polaris was observed over two wires; the instrument was then reversed, and the transit observed over the same wires, as follows:

Times observed.	Reduction.	Times reduced.
Wire I. . . . h. m. s. 0 44 33.5	+ 16 23.59	1 0 57.09
Wire II. . . . 0 52 46.0	+ 8 12.28	1 0 58.28
} 57.68s.		
Instrument reversed.		
Wire II. . . . 1 8 56.0	- 8 12.28	1 0 43.72
Wire I. . . . 1 17 8.5	- 16 23.59	1 0 44.91
} 44.31s.		

Column second shows the computed reduction to the mean wire, according to Art. 76. Column third shows the times of transit reduced to the mean wire. The difference between the mean of the first two observations and the last two is 13.37s.;

half of which, being 6.685s., represents the angle CPS, which, multiplied by the cosine of the star's declination, gives the error of collimation, 0.181s., expressed in seconds of time, which is minus for the first position of the instrument, and plus for the second position.

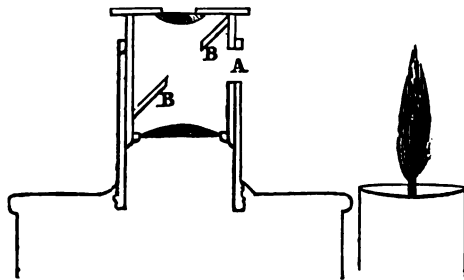
(87.) There is another method of determining the error of collimation, which is exceedingly convenient and accurate. It consists in pointing the telescope vertically downward toward a vessel of mercury, and observing the spider lines of the telescope



as reflected from the surface of the mercury, a strong illumination being thrown upon the system of wires by a lateral lamp. The rays diverging from the wires at A issue in parallel lines from the object-glass, fall upon the mercury, M, and are thence reflected back in parallel lines to the object-glass, which is enabled to collect them again in its focus. Thus is formed a reflected image of the system of spider lines; and if the axis is perfectly horizontal, and there is no error of collimation, the reflected system ought to coincide exactly

with the real system, as seen in the eye-piece of the instrument. If, however, when the axis has been leveled, the two systems of lines do not coincide, the difference is twice the error of collimation, and may be measured by the micrometer.

(88.) The preceding observation requires a peculiar eye-piece,



called the collimating eye-piece, first suggested by Bohnenberger in 1825. The collimating eye-piece consists of an ordinary positive eye-piece, with an aperture, A, cut in its side, and a plane

perforated speculum, BB, inserted between the two lenses, at an angle of 45° with the optical axis of the telescope, as represented in the preceding figure. A lamp being held so as to throw a strong light upon the speculum, the reflected images of the wires may be seen with great distinctness. Instead of a perforated opaque speculum, a piece of plane glass, with parallel faces, without any perforation, is sometimes used. The observer looks through the plane glass without difficulty, while sufficient light is reflected from the lower surface to render the lines visible.

(89.) If the axis of the telescope be not horizontal, half the distance between the middle wire and its image, corrected for error of level, will give the error of collimation of the middle wire. Correcting this for the distance of the middle wire from the mean of the seven wires, we obtain the error of collimation for the mean of the seven wires.

(90.) By reversing the axis of the transit upon its supports, we may obtain the error of level, as well as of collimation, by means of the micrometer. If the errors of collimation and inclination of the axis are both in the same direction, the deviation of the middle wire from its reflected image will represent twice the sum of the errors of collimation and level; but if the axis be reversed, the deviation will be twice the difference of these quantities. Knowing the sum and difference of these quantities, their values are readily determined.

PROBLEM.

(91.) *To determine the correction to the time of transit for error of collimation.*

This correction is readily computed by equation (1), Art. 86. We have only to multiply the error of collimation by the secant of the declination of the star.

Ex. The transit of Castor, Dec. $32^\circ 12' 32''$ N., was observed at Greenwich, February 22d, 1851, at 7h. 24m. 6.52s., the error of collimation being $-0''.93$; required the corrected time of transit.

$$\begin{aligned} -0''.93 &= 0.062\text{s.} \quad \log. = 8.792 \\ &\text{sec. Dec.} = 0.073 \\ &- 0.07\text{s.} = 8.865 \end{aligned}$$

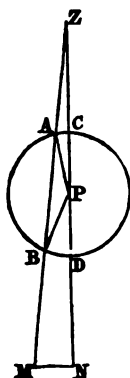
Therefore, the corrected time of transit is 7h. 24m. 6.45s.

PROBLEM.

(92.) To determine the deviation of the transit instrument from the meridian.

First Method.—By the pole star, or any close circumpolar star.

If the transit telescope revolves on a horizontal axis in the plane of the meridian, the intervals of time between two successive passages of the pole star over the central wire must be exactly 12 hours. If this interval differs from 12 hours, then the instrument deviates from the true meridian, and the amount of deviation, as measured on the horizon, may be computed as follows:



Let ZPN be a meridian, and ZAM the vertical circle described by the telescope; let ABDC be the small circle described by the star about the pole, P. This star will be observed with the transit telescope at the points A and B instead of C and D.

Let ϕ = the latitude of the place;

p = the polar distance of the star;

a = the angle MZN = the deviation of the telescope from the meridian;

Δ = the interval between two successive transits, minus 12 hours.

In the triangle APZ, we have

$$\sin. PA : \sin. ZA :: \sin. AZP : \sin. APZ;$$

or, since small angles are nearly proportional to their sines,

$$\begin{aligned} \sin. p : \cos. (\phi + p) :: a : APZ &= \frac{a \cos. (\phi + p)}{\sin. p} \\ &= \frac{a(\cos. \phi \cos. p - \sin. \phi \sin. p)}{\sin. p} \\ &= a \cos. \phi \cot. p - a \sin. \phi. \end{aligned}$$

(See Trig., Art. 72)

Also, in the triangle BPZ, we have

$$\sin. BP : \sin. BZ :: \sin. BZP : \sin. BPZ,$$

or

$$\begin{aligned} \sin. p : \cos. (\phi - p) :: a : BPN &= \frac{a \cos. (\phi - p)}{\sin. p} \\ &= \frac{a (\cos. \phi \cos. p + \sin. \phi \sin. p)}{\sin. p} \\ &= a \cos. \phi \cot. p + a \sin. \phi. \end{aligned}$$

Therefore, $\Delta = APC + BPD = 2a \cos. \phi \cot. p,$

and $a = \frac{\Delta}{2 \cos. \phi \cot. p} = \frac{\Delta}{2} \sec. \phi \cot. Dec. ;$

that is, the azimuthal deviation of the transit is equal to half the difference between the observed interval and 12 hours, in seconds, multiplied by the secant of the latitude and the cotangent of the star's declination.

Ex. 1. January 6th, 1850, the transit of Polaris, Dec. $88^{\circ} 30' 50''$, was observed, sub polo, at Greenwich, at 13h. 4m. 39.40s. ; and January 7th, at 1h. 4m. 57.62s. ; the observations being corrected for collimation, level, rate of clock, and change of right ascension. Required the azimuthal error.

$$\frac{\Delta}{2} = 9.11s. = 136''.65 \log. = 2.1356$$

$$\cot. 88^{\circ} 30' 50'' = 8.4140$$

$$\sec. \phi = 0.2056$$

$$a = +5''.69 = 0.7552$$

Since the time elapsed in traversing the eastern semicircle is more than 12 hours, the plane of the telescope falls to the west of the true meridian on the north horizon.

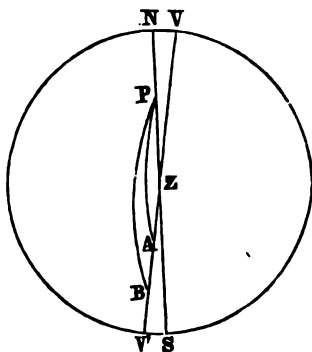
Ex. 2. April 23d, 1850, the transit of Polaris, Dec. $88^{\circ} 30' 27''$, was observed at Greenwich at 1h. 3m. 34.99s. ; and April 24th, sub polo, at 13h. 3m. 22.55s. Required the azimuthal error.

$$Ans. +3''.90$$

The factor $\sec. \phi \cot. Dec.$ is sensibly constant for Polaris at each observatory, through an entire year or more ; hence it is well to prepare this factor once for all. At Greenwich, in 1850, the rule was to divide Δ , in seconds of time, by 3.206, to obtain the azimuthal deviation in seconds of space. Thus, in *Ex. 1*, 18.22s., divided by 3.206, gives $5''.69 = a$.

(93.) *Second Method.*—By two stars differing considerably in declination.

If we take the difference between the observed passages of two stars over the meridian, and also the difference of their com-



puted right ascensions, and we find these differences to be precisely equal, the instrument will be exactly in the meridian; if they are not equal, this inequality shows a deviation from the meridian.

Let NZS be a meridian, VZV' the vertical circle described by the telescope, P the pole, Z the zenith, and A and B two stars observed by the transit telescope.

- Let ϕ = the latitude of the place ;
- δ and δ' = the declinations of the two stars ;
- Δ = the difference of the observed times, *minus* the difference of right ascensions ;
- a = the azimuthal deviation of the transit.

In the triangle ZPA, we have

$$\sin. PA : \sin. ZA :: \sin. PZA (= \sin. AZS) : \sin. ZPA,$$

or $\cos. \delta : \sin. Z :: a : ZPA = \frac{a \sin. Z}{\cos. \delta} \dots \dots \dots (1)$

$$= \frac{a \sin. (\phi - \delta)}{\cos. \delta}$$

$$= \frac{a(\sin. \phi \cos. \delta - \cos. \phi \sin. \delta)}{\cos. \delta}$$

$$= a(\sin. \phi - \cos. \phi \text{ tang. } \delta).$$

In the same manner, we find

$$ZPB = a(\sin. \phi - \cos. \phi \text{ tang. } \delta').$$

Therefore, $APB = a \cos. \phi (\text{tang. } \delta - \text{tang. } \delta'),$

or $a = \frac{APB}{\cos. \phi (\text{tang. } \delta - \text{tang. } \delta')}.$

But, by Trig., Art. 76,

$$\text{tang. } A - \text{tang. } B = \frac{\sin. (A - B)}{\cos. A \cos. B}.$$

Hence $a = \frac{\Delta \cos. \delta \cos. \delta'}{\cos. \phi \sin. (\delta' - \delta)}.$

The sign of Δ is determined from the equation

$$\mathfrak{A} = (T^* - T) - (R^* - R),$$

where T^* and R^* represent the observed time and right ascension of the most northern star.

Example. Aug. 18, 1850, the transit of θ Ceti (Dec. $8^{\circ} 57' S.$) was observed at Greenwich at 1h. 16m. 0.95s., and that of Polaris (Dec. $88^{\circ} 30' N.$) at 1h. 5m. 17.63s., the difference of the tabular right ascensions of the stars being 10m. 40.39s. Required the azimuthal error.

The difference between the observed passages is 10m. 43.32s.; hence $\Delta = -2.93s.$

$$2.93s. = 43''.95 \log. = 1.6430$$

$$\cos. \delta = 8.4158$$

$$\cos. \delta' = 9.9947$$

$$\sec. \phi = 0.2056$$

$$\operatorname{cosec}. 97^{\circ} 27' = 0.0037$$

$$a = -1''.83 = \overline{0.2628}$$

The azimuthal deviation may, in like manner, be found by comparing any two stars differing considerably in declination, and whose places are known; but it is always best to employ Polaris, or some close circumpolar star, for one of the stars.

(94.) *Third Method.*—By two circumpolar stars at opposite culminations.

There are two stars near the north pole which culminate nearly at the same time, one above and the other below the pole. These stars are δ Cephei and δ Ursæ Minoris. The observation of these stars affords one of the best methods of determining the deviation of the transit from the meridian. The method of reduction is the same as in Art. 93, except that instead of $\delta' - \delta$ we must put $\delta' + \delta$, since one star is below the pole. The observed transits must first be corrected for the errors of level and collimation. Then put $\Delta =$ the difference of the observed times, *minus* the difference of the right ascensions, neglecting the 12 hours. The error in azimuth will be

$$a = \frac{\Delta \cos. \delta' \cos. \delta}{\cos. \phi \sin. (\delta' + \delta)}$$

Example. On the 9th of February, 1850, the transit of δ Ursæ Minoris (Dec. $86^{\circ} 35' 43''$), sub polo, was observed at Greenwich at 6h. 19m. 29.74s., and that of δ Cephei (Dec. $87^{\circ} 15' 26''$) at 6h. 28m. 1.58s.; the difference of the tabular right ascension of the stars being 12h. 8m. 20.99s. Required the error in azimuth.

$$\begin{aligned} \Delta &= 10.85\text{s.} = 162''.75 \log. = 2.2115 \\ \cos. \delta' &= 8.6799 \\ \cos. \delta &= 8.7737 \\ \sec. \phi &= 0.2056 \\ \text{cosec. } 6^\circ 8' 51'' &= 0.9703 \\ a &= +6''.93 = \underline{0.8410} \end{aligned}$$

Hence the error in azimuth is $+6''.93$.

Since the observed interval between the stars was too great, it is plain that the telescope pointed to the west of the true meridian on the north horizon.

PROBLEM.

(95.) *To compute the correction to the time of transit for the error of azimuth.*

According to equation (1), Art. 93,

$$\text{ZPA} = \frac{a \sin. Z}{\cos. \delta};$$

that is, the numerical correction, in seconds of time, to each transit is equal to the azimuthal error, expressed in seconds of time, multiplied by the sine of the zenith distance and the secant of the star's declination.

Ex. 1. The transit of Castor, Dec. $32^\circ 12' 32''$ N., was observed at Greenwich, February 22d, 1851, at 7h. 24m. 6.52s., the azimuthal error being $-8''.32$. Required the corrected time of transit.

The zenith distance of the star was $19^\circ 16' 7''$.

$$\begin{aligned} \sin. Z &= 9.5185 \\ \sec. \delta &= 0.0726 \\ 8''.32 &= 0.5546\text{s.} = 9.7440 \\ -0.22\text{s.} &= \underline{9.3351} \end{aligned}$$

Hence the time of transit corrected for error of azimuth is 7h. 24m. 6.30s. By combining the results of pages 64 and 67, we find the time of transit corrected for errors of level, collimation, and azimuth to be

$$7\text{h. } 24\text{m. } 6.52\text{s.} - 0.29\text{s.} - 0.07\text{s.} - 0.22\text{s.} = 7\text{h. } 24\text{m. } 5.94\text{s.}$$

Ex. 2. It is required to compute the corrections for the following observations made at Greenwich, February 22d, 1851:

Star.	Declination.	Observed Transit.		Error of			Seconds of Transit Corrected.	
				Collim., -0".93.	Level, -3".94.	Azimuth, -8".32.		
β Tauri	28 28 N.	A.	m.	s.	s.	s.	s.	
δ Ursæ Minoris S. P...	86 35 N.	5	15	53.56	-0.07	-0.28	-0.25	52.96
Sirius	16 31 S.	6	19	16.31	+1.05	+3.27	-6.24	14.39
Antares	26 5 S.	6	37	36.32	-0.06	-0.10	-0.54	35.62
		16	19	17.27	-0.07	-0.06	-0.60	16.54

The errors of collimation, level, and azimuth being taken, as given at the head of columns 4, 5, and 6, the computed corrections are as given above, and the corrected seconds of transit are given in the last column above.

(96.) The preceding results require to be still further corrected for the error of the clock, and we shall obtain the apparent right ascension of the object observed. Hence we have

$$R.A. = (T + dt) + a \frac{\sin.(\phi - \delta)}{\cos. \delta} + b \frac{\cos.(\phi - \delta)}{\cos. \delta} + \frac{c}{\cos. \delta}, \text{ where}$$

R.A. = the apparent right ascension required.

T = the observed time of transit, as shown by the clock.

dt = the correction for error of the clock; plus when the clock is too slow.

a = the deviation of the telescope in azimuth; plus when the eastern pivot deviates to the north of east.

b = the inclination of the axis of the telescope; plus when the west end of the axis is too high.

c = the error in collimation; plus when the mean of the wires falls on the east side of the optical axis.

ϕ = the latitude of the place.

δ = the declination of the star.

(97.) The coefficients of *a*, *b*, and *c*, being of daily use in the reduction of observations, should be computed for each observatory. Table IX. furnishes their values for Washington Observatory, by means of which the reductions are made with great facility.

Example. It is required to compute the corrections for the following observations made at Washington Observatory, December 30th, 1845:

Star.	Declination.	Observed Transit.		Error of			Seconds of Transit Corrected.
				Azimuth, -0.301s.	Level, +0.249s.	Collim., -0.063s.	
α Persei	+49 18	<i>h. m. s.</i>	<i>s.</i>	<i>s.</i>	<i>s.</i>	<i>s.</i>	<i>s.</i>
γ Eridani	-13 57	3 13 55.67	+0.083	+0.375	-0.130	56.00	
α Tauri	+16 12	3 51 24.14	-0.247	+0.155	-0.088	23.96	
α Aurigæ	+45 50	4 27 39.13	-0.121	+0.239	-0.088	39.16	
β Tauri	+28 28	5 5 53.76	+0.052	+0.355	-0.122	54.04	
		5 17 7.60	-0.121	+0.239	-0.088	7.63	

The errors of azimuth, level, and collimation being taken, as given at the head of columns 4, 5, and 6, the corrections given above are readily found by employing the coefficients of table IX.; and the corrected times of transit are given in the last column.

(98.) *Of the figure and unequal size of the pivots of the transit instrument.*

The pivots of the horizontal axis of the transit instrument ought to be perfectly cylindrical. By the assistance of the level we can easily determine whether such is the case. For this purpose we place the level upon the pivots, and point the object end of the telescope downward, as low as possible; we then direct the telescope upward, as far as the level will permit. If the bubble of the level remains stationary during this rotation, we may, with great probability, assume that the pivots are cylindrical. This conclusion, however, is not necessarily exact; for if the sections of the pivots were perfectly equal curves, of whatever kind, symmetrically placed with respect to the axis of rotation, the bubble would not be disturbed during the revolution of the telescope. As, however, the coincidence of all these conditions is not to be expected, we may safely assume the pivots to be cylindrical when they will stand the preceding test.

(99.) If the pivots are made perfectly cylindrical, but of unequal diameters, when the level is placed upon the pivots, and the telescope revolved, the bubble will not change its position, but the inclination of the axis, shown by the readings of the level, will be erroneous; for if the axis of rotation were perfectly horizontal while the pivots were unequal, the level would indicate an inclination, and the thickest end of the axis would appear to be higher than the other. Let this inclination be accurately measured by means of the level. Now reverse the axis of the telescope. If the largest pivot was before on the

east side of the telescope, it will now be on the west side, and the inclination of the axis will be changed. Let the inclination be again accurately measured by means of the level. One half the difference between the level errors in the two positions of the axis gives the effect of the difference in the diameter of the pivots; and one fourth the difference gives the effect of the difference in the radii of the pivots, which is a correction to be always subtracted from the larger end.

(100.) For example, Mr. Curley, at the Georgetown Observatory, in 1846, found that when the pivot C of his transit instrument rested on the west Y, the east end of the axis appeared to be too high by $1''.046$; but when the same pivot rested on the east Y, the east end of the axis appeared to be too high by $1''.660$. Hence the pivot C is the largest, and the correction to the level error on account of the difference in the diameter of the pivots is $\frac{1.660 - 1.046}{4} = 0''.153$. This correction is to be applied to all

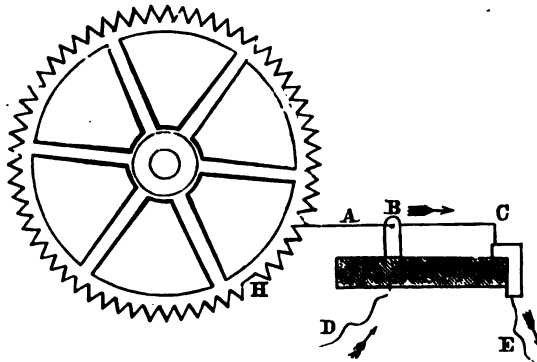
level readings with this instrument, inasmuch as the level determines only the inclination of the tops of the pivots, while in transit observations we require to know the inclination of the *axis* of the pivots.

TRANSIT OBSERVATIONS RECORDED BY MEANS OF ELECTRO-MAGNETISM.

(101.) Quite recently there has been introduced a new method of recording transit observations by means of electro-magnetism. This application involves two contrivances entirely distinct from each other. The first is a method by which an astronomical clock may be made to break the electric circuit at the end of every second; and the other is the register, for recording not only the beats of the clock, but also any other arbitrary signals at the pleasure of the operator.

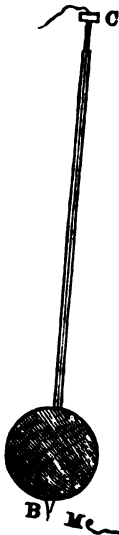
1st. *The electric clock.*

(102.) The electric circuit may be broken every second, by means of a clock, in a variety of ways. Dr. Locke introduces into the astronomical clock a wheel with 60 teeth, which makes one revolution per minute. Each tooth, in succession, strikes against the handle of a platinum tilt-hammer, AC, weighing about two grains, and knocks up the hammer, which almost



immediately falls to a state of rest on a bed of platinum. The fulcrum, B, of the tilt-hammer and the platinum bed rest, severally, on a small block of wood. Each is connected, by wires D and E, with a pole of the galvanic battery, and the circuit is alternately broken and completed by the rising and falling of the hammer. The circuit is open about one tenth of a second, and closed the remaining nine tenths of each second.

(103.) Professor Bond insulates the axis of the escapement wheel, and also the axis of the steel pallets, by a ring of shellac. Wires from the two poles of the battery are connected with each axis, so that when either pallet comes in contact with an escapement tooth, the galvanic circuit is closed; and when the contact is broken (as it must be at every oscillation of the pendulum), the galvanic circuit is opened.

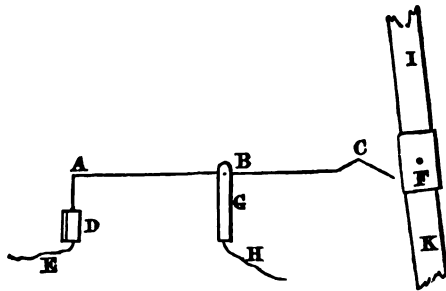


(104.) At the Washington Observatory the same object is accomplished in the following manner: A small piece of metal, M, is attached to the back of the clock, near the lower extremity of the pendulum, and upon it is placed a small globule of mercury, so that the index, B, attached to the lower extremity of the pendulum may pass through the globule of mercury once every vibration. A wire from one pole of the battery is connected with the supports of the pendulum, C, and another wire from the other pole of the battery connects with the metallic support of the mercury globule. If,

now, the pendulum were at rest, with the pointer, B, in the mercury, it is evident that the electric circuit would be complete through the pendulum. If, then, the pendulum be set in motion, it will break the circuit whenever it passes out of the mercury, and restore it again as soon as it touches the mercury.

(105.) Mr. Saxton employs a small tilt-hammer, like Dr. Locke, but he breaks the circuit by means of a small glass pin projecting from the pendulum.

ABC represents a fine platinum wire, mounted upon a pivot at B, the end A being somewhat heavier than the other, and resting upon a metallic bed, D. At C, the wire is bent so as to form an obtuse angle. The wire E goes from D to one pole of the battery, while the wire H, from the



other pole of the battery, communicates with the metallic support, G, and thence with the wire AB. When the end A of the platinum wire rests upon the support D, it is evident that the electric circuit is complete. This apparatus is placed near the middle of the pendulum (a portion of which, IK, is represented in the cut), and just in front of it, so that the pendulum may swing behind it without obstruction. A small glass pin, F, about half an inch in length, is attached to the pendulum in such a position that, at every vibration of the pendulum, the pin shall slightly impinge upon the angle C of the platinum wire, and force up the end A. As soon as the pin has passed the point C, the end A falls back again upon its support, D. Thus, at every vibration of the pendulum, the end A of the platinum wire is lifted about a tenth of a second, and rests upon D during the remaining nine tenths of the second; that is, the electric circuit is closed about nine tenths of every second, and is open during the remaining tenth.

By either of these methods, as well as several others, the electric circuit may be broken every second by means of a clock.

2d. *The Register.*

(106.) The most obvious mode of registering the beats of the clock is upon a long fillet of paper, after the ordinary method of telegraphic communications. If the paper be allowed to run through an ordinary Morse registering apparatus, and the circuit be broken every second by the clock, the graver will trace upon the paper a series of lines of equal length, separated by short interruptions, thus :

—————

It is easy to reverse the action of the graver, so that, when the circuit is complete, the paper shall be entirely free, and a dot be made by the breaking of the circuit. A paper graduated into seconds by this arrangement exhibits dots with long intervening spaces, thus :

— — — — —


instead of long lines with short blanks, as shown before.

In order to indicate the commencement of the minute, a dot may be omitted at the end of every 60 seconds. This is accomplished in Dr. Locke's clock by omitting one tooth in the wheel which breaks the circuit, as shown at H, in the figure, page 76.

(107.) The mode of using the register for marking the date of any event, is to tap on a break-circuit key simultaneously with the event. The beginning of the short line thus printed upon the graduated scale of the register, fixes, by a permanent record, the date of the event. Thus A represents such a record printed upon the graduated paper.

— — — — — A — — — — —

By tapping upon the key at the instant a star is seen to pass each of the wires of a transit instrument, the observation is instantly and permanently recorded. The usual rate of progress of the fillet under the pen is about one inch per second, and the observations are read off by means of a graduated transparent scale, about an inch square, as represented in the annexed cut, consisting of equidistant and parallel lines, ruled upon a piece of glass by means of a diamond, or etched with fluoric acid. If the interval between the second dots be greater than the breadth of the scale,



the scale is turned obliquely across the fillet, until the first and last divisions exactly comprehend the space between the two second dots. Let the distance from 4s. to 5s., on the above scale, be the distance on the fillet between the fourth and fifth seconds, and let the dot, a , between them represent the observation. It appears, by inspection, that the observation was recorded between 4.7 and 4.8 seconds. The distance of a from the nearest scale division may be estimated to tenths. Thus time is accurately measured to tenths, and may be estimated to hundredths of a second. On some accounts, it is more convenient to employ a scale consisting of diverging lines, as represented in the annexed cut, so that the breadth of the scale may always exactly comprehend the interval between the second dots, which intervals must necessarily vary somewhat in length.



(108.) This method of recording transits not only possesses the advantage of precision, but also of performing vastly more work in a given time. Fifteen seconds is the ordinary equatorial interval for the wires of a transit instrument; but when the transits are printed on paper, in the manner now described, this interval may easily be reduced to two or three seconds. The value of a night's work with the transit instrument is thus increased many fold.

To obviate the inconvenience of a long fillet of paper, Mr. Saxton has substituted a cylinder, about eight inches in diameter and two feet long, enveloped with paper, which may be removed at pleasure. This cylinder is made to revolve, with a uniform motion, upon a screw axis, so that the recording dots are made upon a perpetual spiral. One sheet, filled in this manner, will contain about two hours' work with a transit instrument.

(109.) In order to secure the full advantage of the preceding method, it is important that the paper which contains the register be made to advance with entire uniformity. The Messrs. Bond have invented for this purpose a machine which they call the Spring Governor, consisting of a train of clock-work connected with the axis of a fly-wheel. It has an escapement-

wheel, into the teeth of which pallets are operated by the oscillations of a pendulum, as in ordinary clocks, the wheel being so connected with its axis by a spring as to allow the axis to move while the wheel is detained by the pallets. The register is made upon a sheet of paper wrapped round a cylinder.

Professor Airy, in order to impart a uniform motion to the paper, employs a large conical pendulum, revolving in a circle, whose diameter is about equal to the arc of vibration of an ordinary seconds pendulum.

The electric method of recording transits has been employed at the Washington Observatory exclusively since December, 1849, and it is now used also at the Greenwich Observatory.

PERSONAL EQUATION.

(110.) We frequently find that two individuals, both of whom have been well trained in transit observations, will differ by a large and nearly constant quantity in observing the exact moment at which a star passes a transit wire. This difference is called their *personal equation*; and an allowance should always be made for it whenever observations, which have been made by two individuals for the determination of absolute time, are to be combined. This equation may be determined by either of the following methods:

(111.) *First Method.*—Let one observer note the passage of a star over the first three or four wires of the transit instrument, and the other observer note the same star over the remaining wires. Let each set of observations be reduced to the mean wire by employing the equatorial interval previously determined. The difference between the two mean results thus obtained is the personal equation of the observers. A dozen stars observed in the course of an hour, will furnish this equation within a few hundredths of a second.

(112.) *Second Method.*—The same object may be accomplished still more conveniently by employing an equatorial telescope. Place the two threads of the micrometer at a distance from each other equal to about ten seconds of time, and adjust them to the position of an hour circle. Direct the telescope upon a star near the meridian, and let the two astronomers observe the passage of the star over the two wires alternately. By

means of the tangent screw belonging to the hour-circle, bring the star back again, and repeat the observation as many times as may be thought necessary; suppose, for example, 20 times. At 10 of these observations, the individual A should have made the observation at the first wire, and the individual B at the second; and *vice versâ* for the other 10 observations. Let M represent the mean of the first set of observations, and M' the mean of the second set of observations; then will the personal equation be

$$\frac{M - M'}{2}$$

(113.) In 1843, Dr. Peterson, at Altona, and M. O. Struve, of the Pulkova Observatory, from a series of observations made $M = 7.175s.$, and $M' = 7.581s.$ Hence their personal equation was $0.203s.$

In the same manner, the personal equation between Dr. Peterson and M. Sabler, of the Pulkova Observatory, was found to be $0.324s.$

The personal equation between the late Professor Henderson, of the Edinburgh Observatory, and Mr. Wallace, his assistant, was $0.42s.$

The personal equation between Mr. Morton and Mr. Rogerson, assistants at the Greenwich Observatory, in 1851, was $0.68s.$

The personal equation between the Messrs. Bond, at the Cambridge Observatory, is $0.31s.$

The personal equation between Professor Keith, of the Washington Observatory, and Lieutenant Almy, in 1846, was $0.36s.$

In 1823, it was found that M. Argelander observed transits of stars $1.2s.$ later than Professor Bessel, of the Königsberg Observatory.

The same year, Argelander observed transits $0.20s.$ later than M. Struve, of the Dorpat Observatory.

Bessel concluded, from numerous comparisons, that in 1814 there was no personal equation between himself and Struve; that in 1821, Struve observed transits $0.8s.$ later than himself; and that in 1823, this difference amounted to an entire second.

Bessel also discovered that when he employed a chronometer beating half seconds, he observed transits $0.49s.$ later than when he employed a clock beating whole seconds.

This personal equation is but another name for positive error in the estimation of fractions of a second ; and it not only varies with different individuals, but varies with the same individual at different times. The amount of this error in skillful and long-practiced observers is truly surprising. Observations made by different individuals for the determination of absolute time should therefore never be combined, without investigating the personal equation of the observers.

CHAPTER III.

GRADUATED CIRCLES.

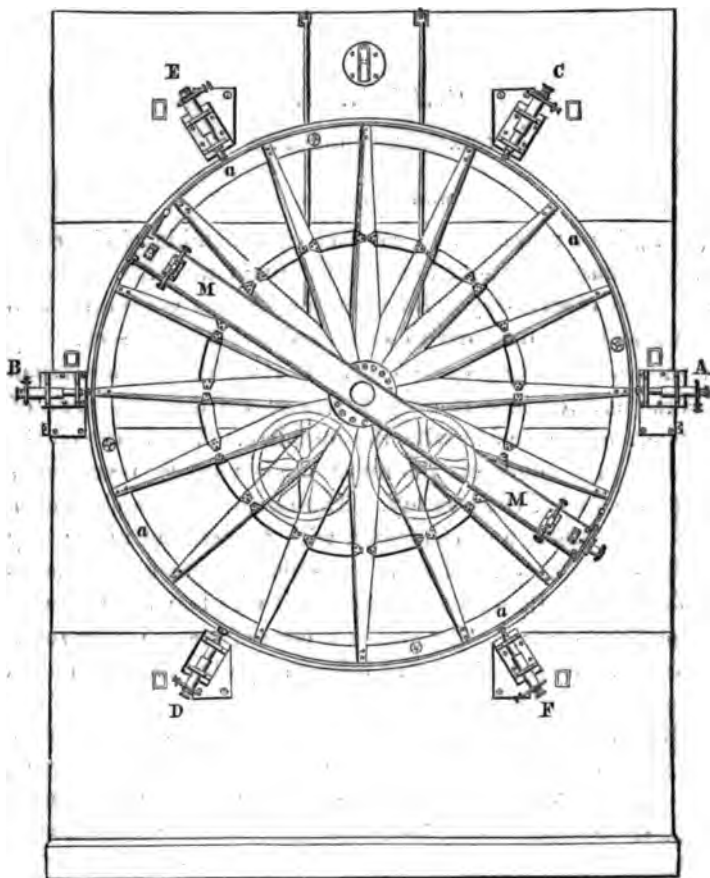
MURAL CIRCLE.

(114.) THE mural circle consists of a metallic circle, commonly of brass, from four to six feet in diameter when intended for a large observatory. Its circumference is graduated into degrees and minutes, and these are subdivided into seconds by a vernier or a reading microscope. It revolves upon a horizontal axis, inserted in a stone pier, so situated that the plane of the circle may coincide with the meridian. The figure on the following page represents the mural circle used for many years at the Greenwich Observatory. The circle *aaaa* is six feet in diameter, of brass, and connected with the central nucleus by sixteen spokes, or conical radii. A circle of bracing bars is interposed to bind the cones together, half way between the outer ring and the centre. The axis is a cone of brass, nearly seven inches in diameter in front, but behind only about half as much, and nearly four feet long.

(115.) The telescope, *MM*, has a focal length of six feet two inches, the aperture is four inches, and its common magnifying power about 150. At its focus are five vertical wires, and a horizontal stationary one, besides a micrometer wire, movable in altitude, whose head is divided into 100 equal parts. The telescope is attached to the circle at the centre by a steel axis, which passes through the proper axis of motion from end to end, so that the motion of the telescope round its own axis is concentric with that of the circle. For the purpose of fixing the telescope in any position with respect to the circle, there are two clamps, one at each end, which may be secured to the exterior border of the circle.

The limb of the circle consists of two rings, the interior one having its plane parallel, and the exterior one perpendicular to the plane of the circle, so that, when united, their section is

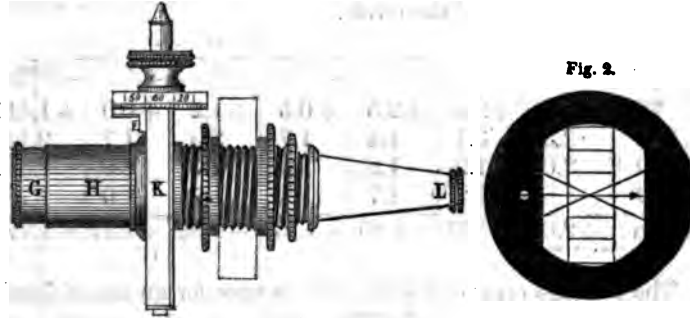
represented by the letter T. The graduation is made on the broad surface of the exterior ring. The divisions are made upon



a narrow ring of white metal, composed of four parts of gold to one of palladium; and the figures which count the degrees are engraved upon a similar ring of platina. Neither of these metals tarnishes in the least degree. The degrees are cut into twelve parts, or $5'$ spaces, and are numbered from the pole southward to the same pole again, viz., from 0° to 360° .

(116.) Placed at equal distances round the circle, and firmly attached to the pier, are six reading microscopes, A, B, C, D, E, F, with an acute cross of wires at their foci for measuring

angles less than five minutes. *Fig. 1* represents the appear-



ance of one of these microscopes. It is a compound microscope, consisting of three lenses, one of which is the object lens, at L, and the other two are formed into a positive eye-piece, G H. In the common focus of the object lens and the eye-piece, at K, is placed the spider-line micrometer, similar in principle to that described in Art. 38. It consists of a small rectangular frame, across which are stretched two spider lines, forming an acute cross, and is moved laterally by means of a screw, whose head is divided into 60 equal parts. *Fig. 2* shows the field of view, with the magnified divisions on the instrument, as seen through the microscope. When the microscope is properly adjusted, the image of the divided limb and the spider lines are distinctly visible together; and, also, five revolutions of the screw must exactly measure one of the 5' spaces on the limb. If the five revolutions do not include the whole of one space, the object lens must be screwed up toward the image of the limb, and the position of the microscope altered till distinct vision is obtained both of the spider lines and the divisions of the limb. It may require repeated trials before these conditions are completely fulfilled. Moreover, it is found that changes of temperature and other causes produce a continual variation in the value of one division by the microscope. Each of the microscopes must therefore be examined from time to time, and allowance made for *error of runs*. It is usual to measure the value of one division of the circle by each microscope, at several different parts of the circle, and take the mean. The following example is taken from the Washington observations of 1845:

July 15, 1845. Error of runs of the six microscopes determined for four points of the circle.

Pointer.	A.	B.	C.	D.	E.	F.	Mean.
72	+2.0	+2.3	+2.5	+0.5	+1.2	+0.0	+1.417
112	2.5	3.1	1.4	1.7	2.3	1.7	2.117
240	2.0	1.9	1.8	1.0	2.5	2.0	1.867
360	1.8	2.2	1.7	1.9	1.7	1.0	1.717
Mean.	+2.07	+2.37	+1.85	+1.27	+1.92	+1.17	+1.779

The average error of the six microscopes for an arc of 5 minutes, July 15th, was $+1''.779$. Consequently, smaller arcs, which are measured by the microscopes, should have a proportional part of this error applied to them; that is, the correction due to an observation for error of runs is

$$-\frac{M. R}{5'}$$

where R represents the observed error of runs, and M is the mean of the microscopes, omitting the largest contained multiple of 5 minutes.

(117.) The axis of the circle is made horizontal by the aid of a plumb line, suspended in front of the circle, and viewed by two microscopes, one near the top, and the other near the bottom of the circle. Or, as this instrument is supposed to be used in conjunction with a transit instrument, we may render the axis horizontal by moving the adjusting screws, so as to make a zenith star pass the middle wire at the instant the star is passing the middle wire of the transit. We may also bring the plane of the circle into the meridian by selecting a star near to the horizon, and moving the proper screws so as to cause it to pass the middle wire at the same instant that it passes the middle wire of the transit.

(118.) To make an observation with the mural circle, the telescope is pointed upon a star just before it passes the meridian, and, by means of the tangent screw, the telescope is moved in altitude until the star appears bisected by the horizontal wire. An index or pointer shows the number of degrees, and the nearest five minutes, while the minutes less than five and the seconds are obtained from the microscopes.

The following observations were made at Washington, November 28, 1845 :

Stars.	Pointer.	A.	B.	C.	D.	E.	F.
η Tauri	315 15	0 37.5	65.0	55.3	39.6	75.7	37.7
α Tauri	322 40	1 15.5	44.6	36.0	18.6	56.2	14.7
α Orionis	331 30	0 22.5	52.0	43.0	26.0	63.3	21.0
ϵ Canis Majoris .	7 35	1 45.6	77.8	66.0	53.2	83.6	43.6

It is required to determine the true circle readings, the error of runs on an arc of 5' at the time of each of the preceding observations being $-1''.51$; $-1''.76$; $-1''.81$; $-1''.83$.

The mean of the seconds readings by the six microscopes for η Tauri is $51''.80$. The error of runs for 5' being $-1''.51$, the error for $51''.8$ will be $-0''.27$, which, subtracted from the preceding mean, gives $52''.07$ for the number of seconds. The pointer indicates $315^\circ 15'$. Hence the concluded circle reading is $315^\circ 15' 52''.07$.

For α Tauri, the mean of the seconds readings by the six microscopes is $30''.93$; correction for runs, $+0''.54$, making $31''.47$. The pointer indicates $322^\circ 40'$, and the microscopes give $1' 31''.47$. Hence the concluded circle reading is $322^\circ 41' 31''.47$.

For α Orionis, mean of the six microscopes, $37''.97$; correction for runs, $+0''.23$.

Concluded circle reading, $331^\circ 30' 38''.20$.

For ϵ Canis Majoris, mean of microscopes, $61''.63$; correction for runs, $+0''.77$.

Concluded circle reading, $7^\circ 37' 2''.40$.

These results require to be still further corrected for refraction, which is furnished by Table VIII.

(119.) *To determine the horizontal point, or the zenith point, on the limb of the circle.*

Point the telescope upon any known star when it crosses the meridian, and record the reading of the circle. On the next night, observe the same star as it crosses the meridian, by pointing the telescope upon the image of the star reflected from the surface of mercury. As the surface of a fluid at rest is horizontal, and as the angle of reflection is equal to the angle of incidence, this image will be just as much depressed below the horizon as the star itself is above it. The arc intercepted on the

limb of the circle, between the star and its reflected image, is the double altitude of the star, and its middle point is the horizontal point of the circle, allowing for the difference of refraction at the moments of observation. By skillful management it is possible to observe the star *on the same night*, both by reflection and direct vision, sufficiently near to the meridian to give the horizontal point without risking the change of refraction in 24 hours.

(120.) This may be effected in the following manner: Several minutes before the star in question comes to the meridian, let the telescope be pointed downward upon a basin of mercury, previously placed in the proper position to see the star reflected from its surface. Let the telescope be firmly clamped, and the six microscopes be read and registered. When the star enters the field of the telescope, let it be followed by the micrometer wire which moves in altitude, and let it be accurately bisected at the instant the star passes the first vertical wire. Then unclamp the telescope and point it upward toward the star; and, by means of the tangent screw, let the telescope be moved in altitude until the star is brought upon the fixed horizontal wire, and let it be accurately bisected at the instant of its passing the last vertical wire. The observer may then read the microscopes at his leisure, and also the micrometer of the telescope. Knowing the value of one revolution of the screw, the first observation is easily reduced to the fixed horizontal wire, so that we have secured a reflected observation at the first vertical wire, and a direct observation at the last vertical wire. Both of the observations are to be reduced to the middle wire, as explained in Art. 174. The mean of the two observations thus corrected furnishes the horizontal point on the circle.

(121.) The *nadir* point, and, consequently, the zenith point of the circle, may also be found in the mode described in Art. 87. When the telescope is directed vertically downward upon a basin of mercury, and the reflected image of the horizontal wire is brought to coincide with its direct image, the telescope is directed toward the *nadir*, which is distant 90 degrees from the horizontal point, or 180 degrees from the zenith point. As this observation can be made at any time independently of the weather, it is a most valuable method, and in many observatories is the one exclusively employed.

(122.) The horizontal point, determined by direct and reflected observations, should differ exactly 90° from the zenith point, determined by the collimating eye-piece. By combining the two methods, therefore, we have the means of testing the accuracy of each of them. The following are the results of observations made at Washington in 1845:

	Star.	Horizontal Point.			Zenith Point.			Difference.
Aug. 1	δ Ursæ Minoris .	330	0	1.16	240	0	1.30	-0.14
" 4	δ Ursæ Minoris .	330	0	1.42	240	0	0.65	+0.77
" 18	δ Ursæ Minoris .	30	0	0.01	300	0	1.00	-0.99
" 23	α Ursæ Minoris .	29	57	34.17	299	57	35.23	-1.06
Oct. 30	γ Cephei	100	0	3.02	190	0	3.22	-0.20
Nov. 7	γ Cephei	120	0	8.50	210	0	8.40	+0.10
" 18	γ Cephei	160	0	11.80	250	0	11.69	+0.11

During the interval of these observations, the position of the telescope was repeatedly changed, so that the horizontal point was brought upon different parts of the circle. The last column in the above table shows the errors of the observations, combined with the error in the graduation of the circle; yet the resulting error, it will be seen, is scarcely appreciable.

TRANSIT CIRCLE.

(123.) As the mural circle has a short axis, its position in the meridian is unstable, and therefore it can not be relied upon to give the right ascension of stars with great accuracy. It was formerly thought necessary at Greenwich to have two instruments for determining a star's place; viz., a transit instrument to determine its right ascension, and a mural circle to determine its declination. The German astronomers have, however, combined both instruments in one, under the name of meridian circle, which is essentially the transit instrument already described, with a large graduated circle attached to its axis. Until recently, the English astronomers have generally contended that this combination was only suited to instruments of moderate dimensions; but a large transit circle has lately been constructed for Greenwich Observatory, under the direction of Professor Airy. The telescope has an aperture of eight inches, and a focal length of $11\frac{1}{2}$ feet. The length of the axis between the extremities of the pivots is six feet, and the diameter of each pivot is six inches.

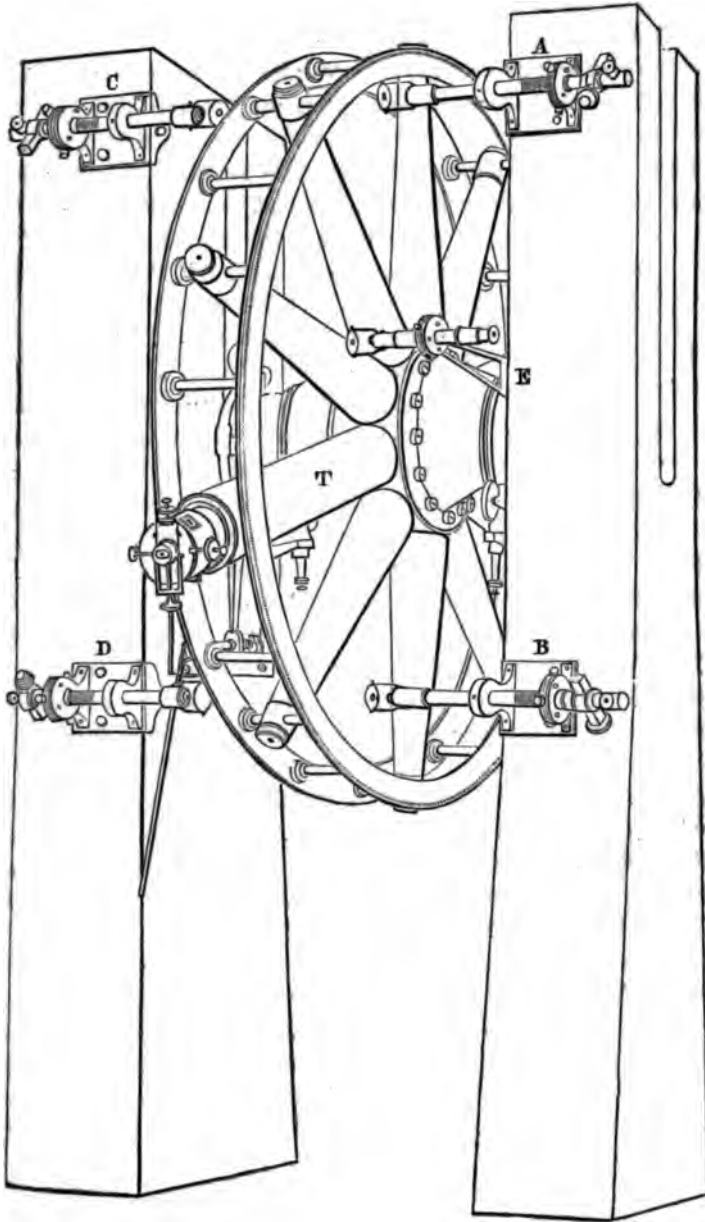
The circle is six feet in diameter, and is made of cast iron. This instrument has been in constant use since the commencement of the year 1851, and the old transit instrument and mural circle have been abandoned.

(124.) The figure on the opposite page represents the transit circle belonging to the observatory at Cambridge, Massachusetts. The telescope, T, has an object-glass of four and one eighth inches aperture, and five feet focal length. The length of the axis between the shoulders of the pivots is twenty-six inches; the pivots are of steel, two and a half inches in diameter, and the same in length. The eye-piece is provided with two micrometers, one having a vertical, and the other a horizontal movement. Besides the usual mode of illuminating the field through the axis, there are facilities for illuminating the wires in a dark field. The circles are four feet in diameter, being cast in one piece, and are both graduated on silver, from 0° to 360° , into five-minute spaces. There are eight micrometer reading microscopes, and these are attached immediately to the granite piers being four for each circle. Four of these microscopes are seen at A, B, C, and D, the other four are on the opposite side of the piers. These microscopes serve to bisect diametrically both circles. The five-minute spaces of the limbs are subdivided by the micrometers, a single division of the micrometer head being equal to one second of arc, and may be read, by estimation, to two tenths of a second. The arm, E, attached to the pier, supports an additional microscope, which serves as a pointer to indicate the degrees and minutes approximately. There are friction wheels for relieving the pressure of the axis pivots upon the Y's, supported by plates secured to the piers.

For leveling the axis, a striding level is employed, which, combined with the method of reflection from quicksilver at the nadir point, affords an independent means of ascertaining the amount of collimation of the mid wire without reversal of the pivots. There is, however, apparatus for reversing the instrument.

The object-glass is by Merz, of Munich; the mounting by Simms, of London.

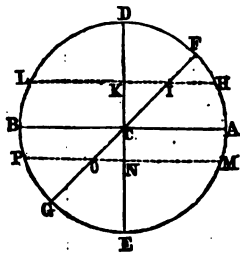
With this instrument one observer can, at the same time, determine both the right ascension and declination of a star with



as great precision as it can be done by two observers with an ordinary transit instrument and a mural circle.

Differences of declination recorded by electro-magnetism.

(125.) *Differences* of declination may be recorded by means of electro-magnetism. This is accomplished by inserting in the focus of the meridional telescope two systems of spider lines, one vertical, and the other inclined at an angle of 45° . Let

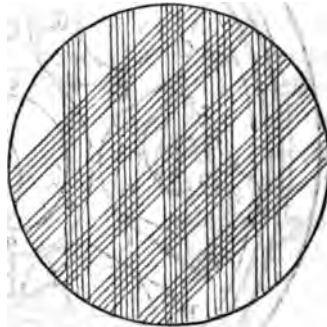


AB represent the horizontal wire of the transit instrument, DE the middle vertical wire, and FG a wire inclined to the latter, at an angle of 45° . Let the telescope be pointed upon a star as it approaches the meridian, and let it be bisected by the wire AB, while the time of passing the vertical wire, DE, is recorded.

Let the telescope remain firmly fixed in its position, and suppose a second star enters the field at H, and traverses the path HL. Let the instants of passing FG at I, and DE at K, be recorded. Then, if the angle DCF is 45° , CK (which is the difference of declination of the two stars) will be equal to KI. The line KI is measured by the time required for the star to describe this portion of its path; and, in order to convert the observed time into arc of a great circle, we must multiply it by fifteen times the cosine of the star's declination, according to Art. 72. If a third star enters the field at M, and crosses the wire DE at N, and FG at O, then CN is the difference of declination of the first and third stars; and, in the same manner, by observing the transits of any number of stars over the wires DE and FG, in the same position of the telescope, we shall obtain their differences of declination, as well as of right ascension. In order to diminish the errors of observation, we introduce a large number of inclined wires, at intervals of two or three seconds from each other, as well as a large number of vertical wires; and the times of transit over each system of wires are recorded by electro-magnetism, as explained in Articles 101-109.

(126.) This method is well adapted to the construction of a catalogue of stars, where it is proposed to record the position of every star within the range of the telescope. For this purpose

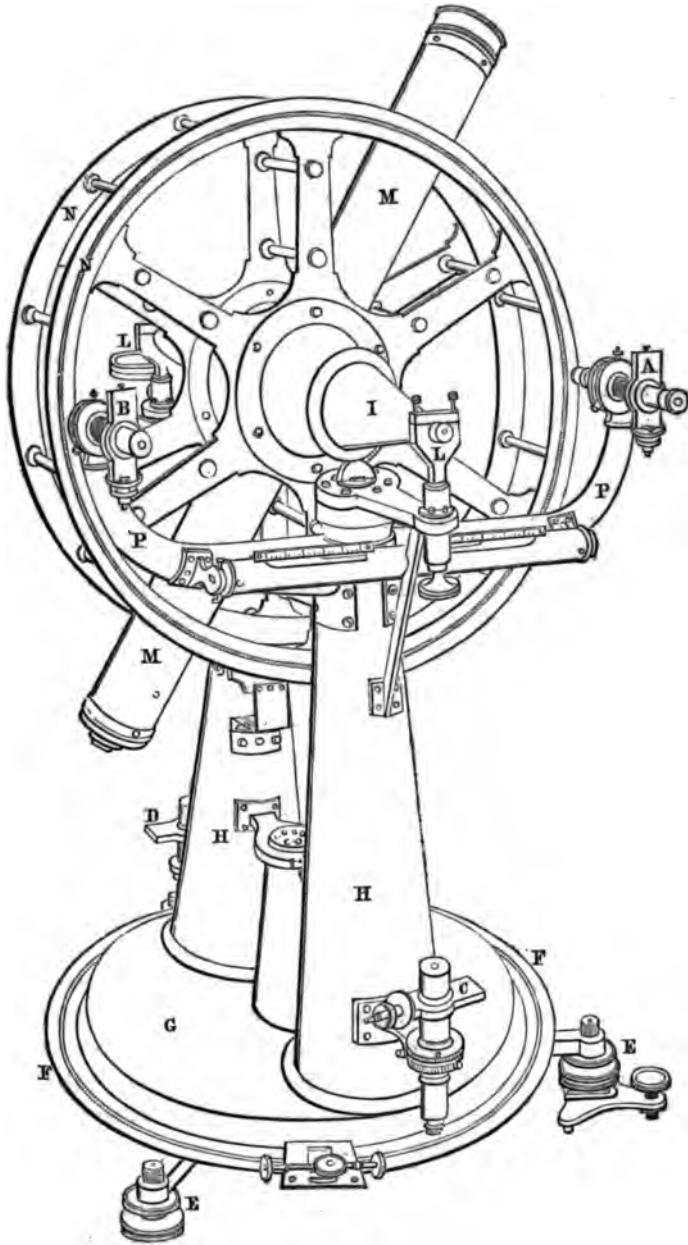
the telescope is firmly clamped, and remains fixed in its position during the observations of an entire evening or night, while the observer, sitting with his eye at the telescope, has but to press his finger upon a key at the instant a star is seen to pass each wire of the two systems already mentioned. This mode of observation has been practiced at the Washington Observatory since 1849. The wires for right ascension are 35 in number, and are divided into groups or fascicles of five each, the interval between two wires being from two to three seconds. To complete a set of observations on any one fascicle requires only from eight to ten seconds. The wires for differences of declination are also 35 in number, and are arranged in groups of five each. In order to prevent any confusion between observations for right ascension and those for declination, the rule is, to observe for right ascension on one fascicle of wires first; then, by a telegraphic symbol, to denote the magnitude of the star; and afterward, to observe it on a fascicle of inclined wires for declination. The several fascicles are distinguished from each other by the inequalities of the intervals.



ALTITUDE AND AZIMUTH INSTRUMENT.

(127.) The altitude and azimuth instrument consists of one graduated circle confined to a horizontal plane, a second graduated circle perpendicular to the former, and capable of being turned into any azimuth, and a telescope firmly fastened to the second circle, and turning with it in altitude. The appearance of this instrument will be learned from the following figure.

EE are two legs of the tripod upon which the instrument rests; and, in close contact with the tripod, is placed the azimuth circle, FF. One of the foot screws has a contrivance for giving a very slow motion to this foot. This detached piece stands on two sharp points, besides the end of a screw, which, together, form an isosceles triangle, having a gutter in which one foot of the tripod rests; and the slowness of the adjustment



depends on the distance of this foot from the two projecting pins. This leg of the tripod is designed to be placed either to the north or south. Above the azimuth circle, and concentric with it, is placed a strong circular plate, G, which carries the whole of the upper works, and also a pointer, to show the degree and nearest five minutes to be read off on the azimuth circle; the remaining minutes and seconds being obtained by means of the two reading microscopes, C and D. The pillars HH support the transit axis, I, by means of the projecting pieces, LL. The telescope, MM, is connected with the horizontal axis in a manner similar to that of the transit instrument. Upon the axis, as a centre, is fixed the double circle, NN, each circle being placed close against the telescope. The circles are fastened together by small brass pillars, and the graduation is made on a narrow ring of silver, inlaid on one of the sides, which is usually termed the *face* of the instrument. The reading microscopes, AB, for the vertical circle are carried by two arms, PP, attached near the top of one of the pillars.

In the principal focus of the telescope are stretched spider lines, as in the transit instrument, and the illumination is effected in a similar manner.

(128.) *Of the adjustments.*

The horizontal circle is first to be leveled, which is to be effected in the same manner as with a theodolite. The axis of the telescope must also be leveled, as in the transit instrument, and the spider lines adjusted for collimation and verticality.

The meridional point on the azimuth circle is its reading when the telescope is pointed north or south, and may be determined by observing a star at equal altitudes east and west of the meridian, and finding the point midway between the two observed azimuths; or the instrument may be adjusted to the meridian, in the same manner as a transit. The horizontal point of the altitude circle is its reading when the axis of the telescope is horizontal, and may be found, as with the mural circle, by alternate observations of a star directly and reflected from the surface of mercury.

(129.) This instrument has the advantage over the transit instrument and mural circle, in its being able to determine the place of a star in any part of the visible heavens; but we ordi-

narily require the place of a star to be given in right ascension and declination, and not in altitude and azimuth, and to deduce the one from the other requires a laborious computation. Hence the altitude and azimuth instrument is but little used in astronomical observations, except for special purposes, as, for example, to investigate the laws of refraction.

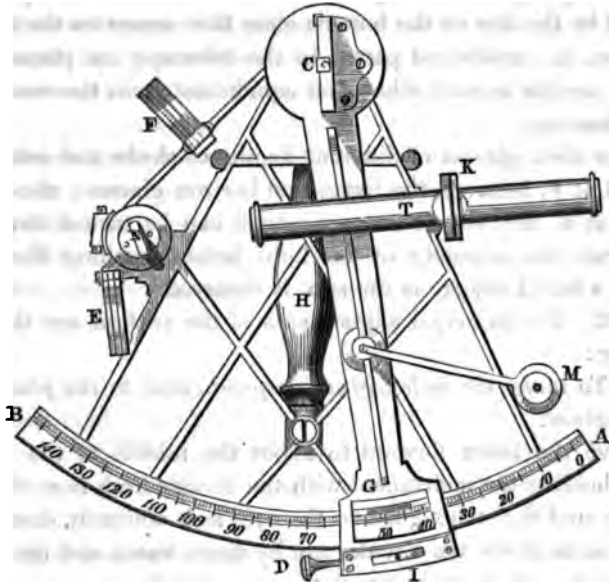
The use of this instrument has, however, been recently revived at the Greenwich Observatory. In the year 1847, an altitude and azimuth instrument was erected, having its horizontal and vertical circles each three feet in diameter. The length of the telescope is 5 feet, and the aperture of its object glass $3\frac{1}{2}$ inches.

(130.) The leading object in view in the erection of this instrument was to obtain observations of the moon in portions of her orbit where she could not be observed on the meridian. It frequently happens, from the unfavorable state of the weather, that the moon can not be seen when she is on the meridian; and although the sky may be perfectly clear, it is impossible to see the moon on the meridian for several days before and after her conjunction with the sun, on account of the brightness of the solar rays. But with the new altitude and azimuth instrument it is found that the moon may be observed in the morning and evening when she is only an hour distant from the sun. In the year 1851, observations of the moon were obtained with this instrument on 206 days, while with the meridional instruments it was only observed 110 days. Mr. Airy considers these results to be hardly, if at all, inferior in accuracy to those obtained by the use of the mural circle.

SEXTANT.

(131.) The arc of a sextant, as its name implies, contains sixty degrees, but, on account of the double reflection, is divided into 120 degrees. The figure on the opposite page represents a sextant, the frame being generally made of brass or other hard metal; the handle, H, at its back, is made of wood. When observing, the instrument is to be held with one hand by the handle, while the other hand moves the index, G. The arc, AB, is divided into 120 or more degrees, numbered from A toward B, and each degree is divided into six equal parts of $10'$.

each, while the vernier shows 10'. The divisions are also con-



tinued a short distance on the other side of zero, toward A, forming what is called the arc of excess. The microscope, M, is movable about a centre, and may be adjusted to read off the divisions on the graduated limb. A tangent screw, D, is fixed to the index, for the purpose of making the contacts more accurately than can be done by hand. When the index is to be moved any considerable distance, the screw I must be loosened; and when the index is brought nearly to the required division, the screw I must be tightened, and the index be moved gradually by the tangent screw. The upper end of the index, G, terminates in a circle, across which is fixed the silvered index-glass, C, over the centre of motion, and perpendicular to the plane of the instrument. To the frame, at N, is attached a second glass, called the horizon-glass, the lower half of which only is silvered. This must also be perpendicular to the plane of the instrument, and in such a position that its plane shall be parallel to the plane of the index-glass, C, when the vernier is set to zero on the limb AB.

The telescope, T, is carried by a ring, K, attached to a stem,
G

which can be raised or lowered by turning a milled screw. Its use is to place the telescope so that the field of view may be bisected by the line on the horizon-glass that separates the silvered from the unsilvered part. In the telescope are placed two wires, parallel to each other, and equidistant from the centre of the telescope.

Four dark glasses of different depths of shade and color are placed at F, between the index and horizon glasses; also three more at E, any one or more of which can be turned down, to moderate the intensity of the light before reaching the eye, when a bright object, as the sun, is observed.

(132.) The principal adjustments of the sextant are the following:

1. *To make the index-glass perpendicular to the plane of the sextant.*

Move the index forward to about the middle of the limb; then, holding the instrument with the divided limb from the observer, and the index-glass to the eye, look obliquely down the glass, so as to see the circular arc by direct vision and by reflection in the glass at the same time; and if they appear as one continued arc of a circle, the index-glass is adjusted. If it requires correcting, the arc will appear broken where the reflected and direct parts of the limb meet. As the glass is, in the first instance, set right by the maker, and firmly fixed in its place, its position is not liable to alter, except by violence; and therefore no direct means are supplied for its adjustment.

2. *To set the horizon-glass perpendicular to the plane of the sextant.*

Screw in the telescope, T, and point it toward a star. Move the index arm backward and forward past the zero of the limb, and if the two images of the star do not exactly coincide in passing one another, turn a screw at the top or bottom of the horizon-glass, N, until this coincidence is effected.

3. *To find the index error.*

When the zero on the index is set to zero on the limb, the horizon and index glasses should be parallel; and if the telescope be directed to a star, the two images should exactly coincide. If the two images do not coincide, this deviation constitutes what is called the *index error*. The amount of the index

error may be found in the following manner: Clamp the index at about 30 minutes to the left of zero, and, looking toward the sun, the two images will appear either nearly in contact, or overlapping each other. Then perfect the contact by moving the tangent screw, and call the minutes and seconds denoted by the vernier, the reading *on* the arc. Next place the index about the same quantity to the right of zero, or on the arc of excess, and make the contact of the two images perfect, as before, and call the minutes and seconds on the arc of excess, the reading *off* the arc. Half the difference of these numbers is the index error; additive when the reading on the arc of excess is greater than that on the limb, and subtractive when the contrary is the case.

EXAMPLE.

Reading on the arc	31' 56''
Reading off the arc	31 22
Difference	<u>0' 34''</u>
Index error	= -0' 17''

In this case, the reading on the arc being greater than that on the arc of excess, the index error (17'') must be subtracted from all observations taken with the instrument, until it is found, by a similar process, that the index error has changed.

4. *To set the axis of the telescope parallel to the plane of the sextant.*

There are two parallel wires on opposite sides, and equidistant from the centre of the field of the telescope, and these are usually crossed by two others. Turn either pair around until they are parallel to the plane of the instrument. Select two stars distant from each other 90° or more, and bring them into contact just at the wire of the telescope which is nearest the plane of the sextant. Fix the index, and alter the position of the instrument so as to make the objects appear on the other wire. If the contact still remains perfect, the axis of the telescope is in proper adjustment; if not, it must be altered by moving the two screws which fasten, to the up-and-down piece, the collar into which the telescope screws. This adjustment is not very liable to be deranged.

(133.) *To measure the altitude of the sun by reflection from mercury.*

Set the index near zero. Hold the instrument with the right hand in the vertical plane of the sun, toward which the telescope should be pointed. Two images will be seen in the field of view, one of which, viz., that formed by reflection, will apparently move downward when the index is pushed forward. Follow the reflected image as it travels downward, until it appears to be as far below the horizon as it was at first above, and the image of the sun, reflected from the mercury, also appears in the field of view. Fasten the index, and, by means of the tangent screw, bring the upper or lower limb of the sun's image, reflected from the index-glass, into contact with the opposite limb of the image reflected from the artificial horizon, taking care that the images shall be midway between the parallel wires. The angle shown on the instrument, when corrected for the index error, will be double the altitude of the sun's limb above the horizontal plane; to the half of which, if the semidiameter, refraction, and parallax be applied, the result will be the true altitude of the centre.

In making this observation, the observer should move the instrument round to the right and left a little, making the axis of the telescope the centre of motion. By this movement, the image reflected from the index-glass may be made to sweep the arc of a circle, and will pass and repass the image seen in the mercury. The altitude of a star can be measured in the same way as the sun, but in this case there will be no correction for parallax or semidiameter to be applied.

(134.) *To take an altitude of the sun by means of the natural horizon.*

If the observer is at sea, the natural horizon must be employed. Direct the sight to that part of the horizon beneath the sun, and move the index till you bring the image of its lower limb to touch the horizon directly underneath it; but as this point can not be exactly ascertained, the observer should move the instrument round to the right and left a little, making the axis of the telescope the centre of motion. By this means the sun will appear to sweep the horizon, and must be made to touch it at the lowest point of the arc.

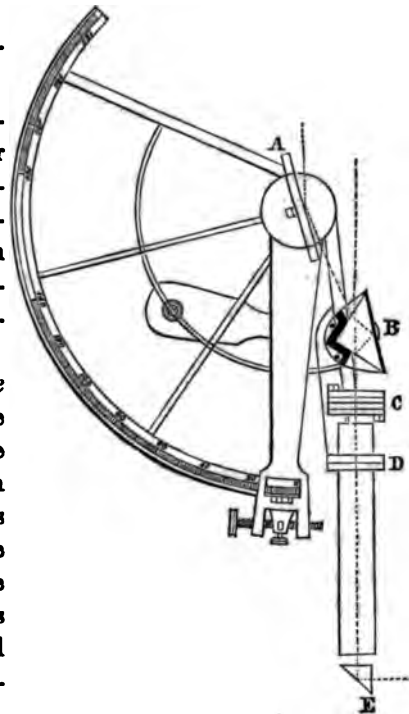
(135.) *To find the distance between the moon and sun, or between the moon and a star.*

Hold the sextant so that its plane may pass through the sun and moon. If the sun be to the right hand of the moon, the sextant is to be held with its face upward; if to the left hand, the face is to be held downward. With the instrument in this position, look directly at the moon through the telescope, and move the index forward till the sun's image is brought nearly into contact with the moon's nearest limb. Fix the index by the screw under the sextant, and make the contact perfect by means of the tangent screw. At the same time, move the sextant slowly, making the axis of the telescope the centre of motion; by which means the objects will pass each other, and the contact be more accurately made; observing that the point of contact of the limbs must always be observed in the middle, between the parallel wires. The index will then point out the distance of the nearest limbs of the sun and moon. In a similar manner may we measure the distance between the moon and a star.

PRISMATIC SEXTANT OF PISTOR AND MARTINS.

(136.) A new form of sextant, constructed by Pistor and Martins, Berlin, Prussia, is represented in the annexed figure. It differs in several important particulars from the common sextant.

1. It measures *any angle up to 180°*. Hence double altitudes of objects near the zenith can be taken with it. The common sextant is limited to about 60° as the maximum of altitude. The limb of the instrument is *one third* of a circle, and is graduated from zero, toward the left, up to 140°,



like other sextants. For angles greater than this, the graduation begins again at the left extremity of the limb with 110° , and increases toward the right up to 180° .

2. In place of the common horizon-glass is substituted a *rectangular prism*, B, the diagonal face of it forming a mirror, as explained in Art. 12.

3. Rays from the object seen directly, come to the telescope without passing through any medium, such as the unsilvered part of an horizon-glass. Both the reflected and direct images are much better defined than is usual in other instruments.

4. The *index-mirror*, A, is so attached as to admit of ready reversal for determining the error arising from want of parallelism of its surfaces. Unlike other sextants, it receives the rays of light *most obliquely* when the index is at *zero*. In measuring large angles there is no confusion or multiplicity of images, and objects appear distinct and well-defined in every position of the index-glass.

5. The colored glasses, C, which are *semicircles*, are placed between the telescope and horizon-glass, and are attached to an axis, admitting of easy reversal. By this contrivance the effect of any want of parallelism in their surfaces is entirely obviated.

6. A revolving disk, containing several colored glasses of different shades, is adapted to the eye end of the telescope, to be used in taking double altitudes of the sun.

7. A diagonal eye-prism, E, also fits the eye-piece of the telescope, so that the head of the observer may not obstruct the rays from an object in measuring angles near 180° .

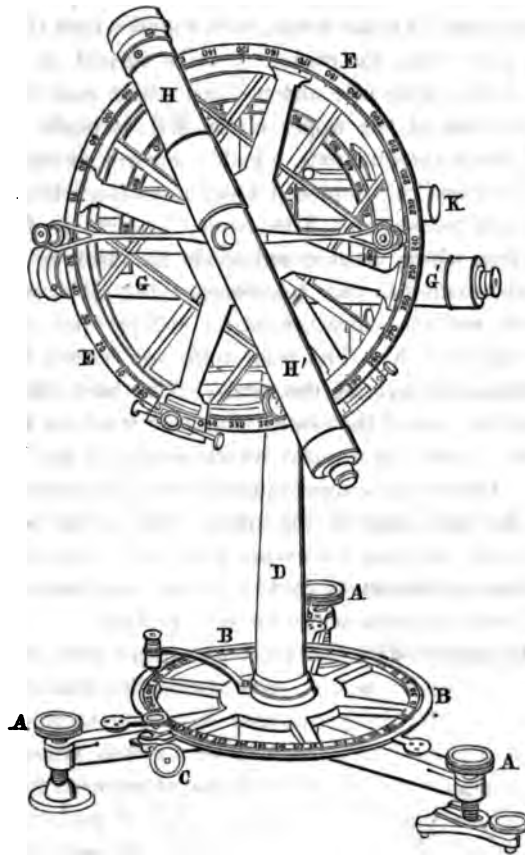
8. The instrument here described is 6 inches radius, and the vernier reads to $10''$. The graduation is very clear, and the arrangement of the reading microscope and ground-glass screen (omitted in the figure) such that the divisions are nearly as easily read by lamplight as by daylight.

The other parts and adjustments of the instrument are similar to those of other sextants.

Reflecting circles are also constructed by Messrs. Pistor and Martins, on the same principle, reading with two verniers.

REPEATING CIRCLE.

(137.) The repeating circle bears some resemblance to the altitude and azimuth instrument described on page 93, but it has some peculiarities of construction, and the mode of using it is peculiar. The following figure represents a repeating circle, as



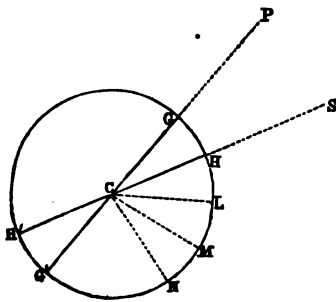
employed by Borda. The instrument rests upon a strong tripod, with feet screws, AAA; and a steel spindle, about 15 inches long, has one end inserted into the middle of the tripod, to which it is perpendicular. A hollow brass pillar, D, turns freely round this spindle, and sustains the weight of the upper circle, with its telescopes.

The azimuth circle, BB, is connected with the pillar, and revolves with it, while the divisions are read by a vernier attached to the tripod. A screw apparatus at C, attached to one of the branches of the tripod, clamps the azimuth circle, or allows it a quick or slow motion at pleasure.

To the top of the pillar, D, is fixed a horizontal brass bar, with two supporters at right angles to it, in the tops of which are centered the ends of a horizontal axis, round which the whole of the upper part of the instrument may be turned, so as to bring the plane of the circle into any position which may be required. The centre work of the upper circle, EE, is made fast to the middle of the horizontal axis, which it crosses at right angles; and at its remote end is placed a counterpoise, which balances the circle and telescopes. The circle, EE, has an index with four branches, whose verniers subdivide the circle to $10''$.

The instrument has two telescopes, GG', HH', one in front of the circle and the other behind it; and parallel to the latter is placed the level, K. The front telescope moves freely on a spindle, within the axis of the circle. The back telescope is a little below the axis of the circle, while the level is a little above it, and both revolve on a collar which works on the outside of that axis. These can be fixed in any position by a clamp, which embraces the back edge of the circle. The circle turns freely about its axis, carrying telescopes, level, etc., without altering their position in respect to itself. There is a clamp for fixing the circle, and a tangent screw for slow motion.

(138.) By means of the two motions round a vertical and horizontal



axis, the plane of the circle may be made to pass through any two points whose angular distance is required to be measured. Let P and S represent two objects whose distance from each other is to be measured, and let GNH' represent the circle adjusted, so that its plane passes through them. Fix the front

telescope, HH', at the zero of the graduation in H, and turn the circle about its axis until the telescope HH' is directed exactly

upon the object S. Clamp the circle in this position, and point the back telescope, GG' , upon the object P. The angle PCS will be measured by the arc GH, intercepted between the lines CP and CS. Unclamp the circle, and turn it until the back telescope, GG' , is pointed toward S. The front telescope will now come into the position CL; the zero of the graduation, which was before at H, will be removed to L. Again clamp the circle, release the front telescope, and direct it toward the object P. The arc GHL will be twice the arc required to be measured. Repeat this double observation, starting again from the point G; that is, turn the circle with its two telescopes until the front telescope is pointed upon the object S. The zero of the graduation will now be found at M. Detach the back telescope, and point it again upon the object P; the arc GM will be three times the arc GH. Unclamp the circle, and turn it until the back telescope is pointed upon S; the zero of the graduation will now be found at N. Again clamp the circle, release the front telescope, and direct it toward the object P. The arc GN, which may be read upon the limb, will be four times the arc required. By repeating the observation ten times, we shall obtain ten times the angle sought. It is not necessary to read the graduation after each observation; it is sufficient to read the resulting arc after the observations are concluded, and divide the final arc by the number of observations.

(139.) Suppose these ten observations should bring the front telescope back to the zero of the graduation from which we started, then each arc would be equal to 36° ; and this result would not be affected by any error in the graduation of the circle. It is not to be expected that the telescope will, in practice, be brought round exactly to the zero; but it should be brought round as near to zero as can be done by the continued repetition of the angle PCS; then, dividing the result by the number of repetitions, the effect of any error in the graduation of the circle will be greatly diminished, if not entirely destroyed.

In a similar manner may the zenith distance of any celestial body be measured, by employing the spirit-level attached to the back telescope to indicate a horizontal line.

(140.) The chief advantage contemplated in the invention of the repeating circle was the annihilation of errors of graduation;

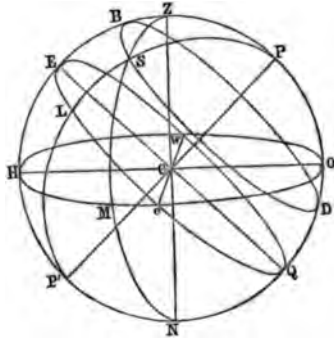
but the great improvements which have been made in recent years in graduating circles have rendered this an object of minor importance, while this instrument is liable to some serious errors of its own, so that the repeating circle is at present much less used than formerly.

CHAPTER IV.

THE DIURNAL MOTION.

(141.) If, upon a clear evening, we carefully watch the appearance of the heavenly bodies for a sufficient period, we shall find that they slowly change their places with respect to the horizon. Each star appears to describe, as far as its course lies above the horizon, a circle in the sky; but these circles are not all of the same magnitude. The apparent relative situations of the stars among each other remain unchanged; but all the stars seem to revolve with a uniform motion from east to west, as if they were attached to the internal surface of a vast hollow sphere, having the spectator in its centre, and turning around an axis inclined to the horizon, so as to pass through a fixed point called the pole. This apparent rotation of the heavens is called the *diurnal motion*.

(142.) Let C be the place of the spectator, Z his zenith, and N his nadir. Let PCP' be the axis about which the diurnal motion is apparently performed, P the elevated pole, and P' the depressed pole of the heavens. Then HMO, a great circle of the sphere, whose poles are Z and N, will be his celestial horizon, PO will be the altitude of the pole, OPZEH will be his meridian; and ELQ, a great circle perpendicular to PP', will be the celestial equator. Also, if S represents the position of any star, and PSP' be a great circle passing through it, then LS will be the declination, and PS the polar distance of the star, and BSD will be the diurnal circle it will appear to describe about the pole. O and H are the north and south points, e and w are the east and west points of the hori-



zon. Also, if we draw the vertical circle ZSMN, OM will be the azimuth of the star, reckoned from the north point, MS its altitude, and ZS its zenith distance.

The angle ZPS, which the circle PSP' makes with the meridian PZP', is called the *hour angle* of the star S.

(143.) The circles thus drawn form a number of spherical triangles, the relations of whose sides and angles may be determined by spherical trigonometry. When the place of only one celestial object on the sphere is concerned, it may be determined from the triangle PZS.

In the triangle PZS, Z represents the zenith, P the elevated pole, and S the star, sun, or other celestial object. In this triangle the sides are, 1st. PZ, which, being the complement of PO, the altitude of the pole, is the complement of the latitude of the place, and is called the *co-latitude*; 2d. PS, the polar distance, or the complement of the declination of the star; and, 3d. ZS, the zenith distance, which is the complement of the altitude of the star. If the object be situated on the side of the equator opposite to that of the elevated pole, PS will be greater than 90° .

In the same triangle the angles are, 1st. ZPS, the hour angle of the star from the meridian; 2d. PZS, which is the azimuth of the star measured from the north point, and is the supplement of HZS, the azimuth measured from the south point; and, 3d. The angle PSZ, which is called the *parallactic angle*.

The sides and angles of this triangle, therefore, represent the following six astronomical magnitudes: 1st. The co-latitude of the place of observation; 2d. The polar distance of the star; 3d. Its zenith distance; 4th. Its hour angle; 5th. Its azimuth from the north point; and, 6th. Its parallactic angle; and when any three of these magnitudes are given, the others may be computed.

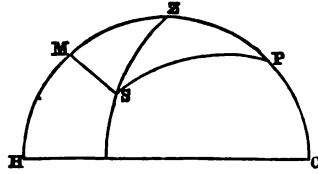
PROBLEM.

(144.) *To find the altitude, azimuth, and parallactic angle of a star, its polar distance and hour angle being given, as well as the latitude of the place.*

Let P be the pole, Z the zenith, S the place of the star, and HO the horizon.

Then

PO = the latitude, which we will represent by ϕ ;
 PZ = the co-latitude = $90^\circ - \phi$;
 PS = the polar distance of the star;



= $90^\circ - \delta$, where δ represents the star's declination;

ZS = zenith distance of the star, which we represent by Z ;

ZPS = the star's hour angle, which we represent by P ;

PZS = the azimuth of the star, counted from north, which we represent by A .

In the spherical triangle, PZS, are given two sides, PS and PZ, with the included angle, to find the other parts.

Let fall the perpendicular SM upon PZH; then, by Napier's rule,

$$R. \cos. P = \text{tang. PM cot. PS.}$$

Therefore, $\text{tang. PM} = \cos. P \text{ tang. PS}$
 $= \cos. P \cot. \delta \dots \dots \dots (1)$

But $ZM = PM - PZ$
 $= PM + \phi - 90^\circ.$

Then, by Trig., Art. 216,

$$\sin. PM : \sin. ZM :: \text{tang. SZM} : \text{tang. SPM};$$

that is, $\sin. PM : \cos.(PM + \phi) :: \text{tang. A} : \text{tang. P};$
 $:: \cot. P : \cot. A \dots \dots \dots (2)$

Also, Trig., Art. 216,

$$\cos. PM : \cos. ZM :: \cos. SP : \cos. SZ;$$

that is, $\cos. PM : \sin.(PM + \phi) :: \sin. \delta : \cos. Z \dots \dots \dots (3)$

Also, $\sin. ZS : \sin. P :: \sin. PZ : \sin. PSZ;$

that is, $\sin. Z : \sin. P :: \cos. \phi : \sin. \text{parallactic angle} \dots (4)$

When the star has south declination, $\cot. \delta$ in Eq. 1 will be negative, and PM must be taken in the second quadrant.

Ex. 1. Find the altitude, azimuth, and parallactic angle of Aldebaran (Dec. $16^\circ 13'$ N.), to an observer at New York, latitude $40^\circ 42'$ N., when the star is three hours east of the meridian.

By equation (1),

$$\begin{aligned} \cos. 45^\circ &= 9.849485 \\ \cot. 16^\circ 13' &= 0.536342 \\ \text{PM} = 67^\circ 38' 31'' \text{ tang.} &= 0.385827 \end{aligned}$$

By equation (2),

$$\begin{aligned} \phi &= 40^\circ 42' \\ \text{PM} + \phi &= 108^\circ 20' 31'' \quad \cos. = 9.497879 \\ & \quad \text{cot. P} = 0.000000 \\ & \quad \text{cosec. PM} = 0.033941 \\ \text{Azimuth} &= \text{S. } 71^\circ 12' 30'' \text{ E. cot.} = 9.531820 \end{aligned}$$

By equation (3),

$$\begin{aligned} \sin. (\text{PM} + \text{P}) &= 9.977356 \\ \sin. \delta &= 9.446025 \\ \sec. \text{PM} &= 0.419767 \\ \text{Zenith distance} &= 45^\circ 49' 27'' \quad \cos. = 9.843148 \\ \text{or Altitude} &= 44^\circ 10' 33'' \end{aligned}$$

By equation (4),

$$\begin{aligned} \sin. 45^\circ &= 9.849485 \\ \cos. \phi &= 9.879746 \\ \text{cosec. Z} &= 0.144357 \\ \text{Parallaotic angle} &= 48^\circ 22' \quad \sin. = 9.873588 \end{aligned}$$

Ex. 2. Find the altitude and azimuth of Regulus (Dec. $12^\circ 42'$ N.), to an observer at Washington, latitude $38^\circ 53'$ N., when the hour angle of the star is 3h. 15m. 20s. W.

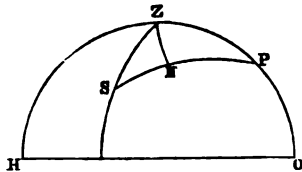
Ans. Its altitude = $39^\circ 38' 0''$,
azimuth = S. $72^\circ 28' 14''$ W.

Ex. 3. Find the altitude and azimuth of Fomalhaut (Dec. $30^\circ 25'$ S.), to an observer at Cambridge, latitude $42^\circ 22'$ N., when the hour angle of the star is 2h. 5m. 36s. E.

Ans. Its altitude = $11^\circ 41' 37''$,
azimuth = S. $27^\circ 18' 40''$ E.

Ex. 4. Find the altitude and azimuth of α Ursæ Majoris (Dec. $62^\circ 33'$ N.), to an observer at Philadelphia, latitude $39^\circ 57'$ N., when the hour angle of the star is 5h. 17m. 40s. E.

Ans. Its altitude = $39^\circ 24'$,
azimuth = N. $35^\circ 54'$ E.



(145.) When only the parallaotic angle is required, it may be computed without finding the altitude or azimuth, as follows:

Draw ZN perpendicular to PS, and represent PN by x . Then, by Napier's rule,

R. $\cos. P = \text{tang. PN cot. PZ}$,
 or $\cos. P = \text{tang. } x \text{ tang. } \phi$;
 that is, $\text{tang. } x = \cos. P \text{ cot. } \phi \dots \dots \dots (1)$

Again, by Spher. Trig., Art. 216,
 $\sin. NS : \sin. PN :: \text{tang. } P : \text{tang. } S$,

or $\text{tang. par. ang.} = \frac{\sin. PN \text{ tang. } P}{\sin. NS} = \frac{\sin. x \text{ tang. } P}{\cos. (x + \delta)} \dots (2)$

Example. Required the parallactic angle for Washington Observatory, latitude $38^\circ 53' 33''$, the moon's hour angle being 50° and Declination $21^\circ N$.

By formula (1),

$$\begin{aligned} \text{cot. } \phi &= 0.093297 \\ \cos. P &= 9.808067 \\ x = 38^\circ 32' 55'' \text{ tang.} &= 9.901364 \end{aligned}$$

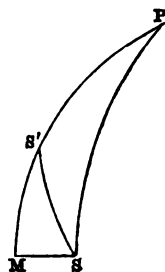
By formula (2),

$$\begin{aligned} \sin. x &= 9.794612 \\ \text{tang. } P &= 0.076186 \\ \text{sec. } 59^\circ 32' 55'' &= 0.295157 \\ \text{Par. angle} = 55^\circ 41' 24'' \text{ tang.} &= 0.165955 \end{aligned}$$

As the parallactic angle is frequently required in many computations, Table XVII. has been constructed for Washington Observatory by the preceding method, except that instead of the geographical latitude, the geocentric latitude, $38^\circ 42' 25''$, has been used. See Art. 208.

(146.) *Corollary.* By the same method we may compute the distance between two stars whose right ascensions and declinations are known.

Let P be the pole, and S and S' two stars whose places are known. Then PS and PS' will represent their polar distances, and SPS' will be the difference of their right ascensions. Draw SM perpendicular to PS' produced. Then



R. $\cos. P = \text{tang. PM cot. PS}$.

Therefore, $\text{tang. PM} = \cos. P \text{ tang. PS}$.

Also, $S'M = PM - PS'$.

And $\cos. PM : \cos. S'M :: \cos. PS : \cos. S'S$.

Ex. 1. Required the distance from Aldebaran, R. A. 4h. 27m.

25.94s., Polar distance $73^\circ 47' 33''.3$, to Sirius, R.A. 6h. 38m.

37.62s., Polar distance $106^\circ 31' 1''.8$.

P=2h. 11m. 11.68s. = $32^\circ 47' 55''.2$	cos. = 9.9245786
PS = $106^\circ 31' 1''.8$	tang. = 0.5279175
PM = $109^\circ 25' 54''.55$	tang. = 0.4524961
PS' = $73^\circ 47' 33''.3$	
S'M = $35^\circ 38' 21''.25$	cos. = 9.9099313
PS = $106^\circ 31' 1''.8$	cos. = 9.4537809
PM = $109^\circ 25' 54''.55$	sec. = 0.4779669
SS' = $46^\circ 0' 42''.3$	cos. = 9.8416791

Ex. 2. Required the distance from Regulus, R. A. 10h. 0m.

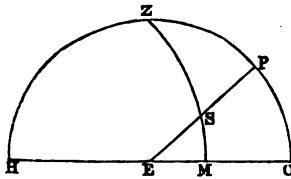
29.11s., Polar distance $77^\circ 18' 41''.4$, to Antares, R. A. 16h.

20m. 20.35s., Polar distance $116^\circ 5' 55''.5$.

Ans. $99^\circ 55' 44''.9$.

PROBLEM.

(147.) *To find the altitude and azimuth of a star when it is six hours from the meridian.*



If the star S be six hours from the meridian, then the angle $ZPS = 90^\circ$; the hour circle, PE, intersects the horizon in the east point, E; and the angle PEO is equal to the latitude of the place. Draw the vertical circle ZSM. Then, in the right-angled spherical triangle ESM, by Napier's rule,

$$R. \sin. SM = \sin. E \sin. ES;$$

that is, $\sin. \text{altitude} = \sin. \phi \sin. \delta \dots \dots \dots (1)$

Also, $R. \cos. E = \text{tang. EM cot. ES};$

that is, $\text{tang. EM} = \text{tang. ES cos. E},$

or $\text{cotang. azimuth} = \text{tang. } \delta \text{ cos. } \phi \dots \dots \dots (2)$

Ex. 1. In Lat. $41^\circ 18' N.$, when the sun has $18^\circ 25' N.$ declination, what is his altitude and azimuth at six o'clock in the morning?

By formula (1),

$\sin. 41^\circ 18'$		= 9.819545
$\sin. 18^\circ 25'$		= 9.499584
Altitude = $12^\circ 2' 6''$		sin. = 9.319129

By formula (2),

$$\begin{aligned} \text{tang. } 18^\circ 25' &= 9.522417 \\ \text{cos. } 41^\circ 18' &= 9.875793 \\ \text{Azimuth} = \text{N. } 75^\circ 57' 19'' \text{ E. cot.} &= \overline{9.398210} \end{aligned}$$

Ex. 2. Find the altitude and azimuth of Regulus (Dec. $12^\circ 42'$ N.) to an observer at Philadelphia, Lat. $39^\circ 57'$ N., when the star is six hours past the meridian.

$$\begin{aligned} \text{Ans. Its altitude} &= 8^\circ 6' 56'', \\ \text{azimuth} &= \text{N. } 80^\circ 11' 54'' \text{ W.} \end{aligned}$$

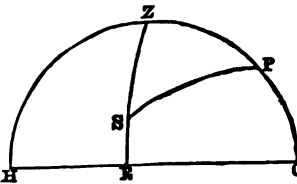
Ex. 3. Find the altitude and azimuth of Capella (Dec. $45^\circ 50'$ N.) to an observer at Cambridge, Lat. $42^\circ 22'$ N., six hours before the star comes to the meridian.

$$\begin{aligned} \text{Ans. Its altitude} &= 28^\circ 54' 23'', \\ \text{azimuth} &= \text{N. } 52^\circ 44' 28'' \text{ E.} \end{aligned}$$

PROBLEM.

(148.) *To find the altitude and hour angle of a star when it is upon the prime vertical.*

Let ZSE be the prime vertical, and S the position of the star. Draw the hour circle PS. The angle PZS will be a right angle, and we shall have, by Napier's rule,



$$\begin{aligned} \text{R. cos. P} &= \text{tang. PZ cot. SP}; \\ \text{cos. P} &= \text{cot. } \phi \text{ tang } \delta \dots \dots (1) \end{aligned}$$

that is,

$$\text{Also, } \text{R. cos. SP} = \text{cos. SZ cos. PZ},$$

or

$$\text{cos. SZ} = \frac{\text{cos. SP}}{\text{cos. PZ}};$$

that is,

$$\text{sin. altitude} = \frac{\text{sin. } \delta}{\text{sin. } \phi} \dots \dots (2)$$

Ex. 1. Find the altitude and hour angle of Aldebaran (Dec. $16^\circ 13'$ N.) when it is exactly east of an observer at New York, Lat. $40^\circ 42'$ N.

By formula (2),

$$\begin{aligned} \text{sin. } 16^\circ 13' &= 9.446025 \\ \text{sin. } 40^\circ 42' &= 9.814313 \\ \text{Altitude} = 25^\circ 21' 27'' \text{ sin.} &= \overline{9.631712} \end{aligned}$$

By formula (1),

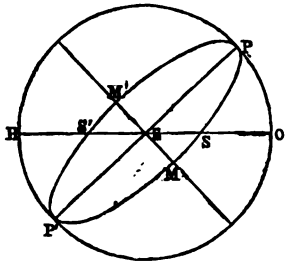
$$\begin{aligned} \text{tang. } 16^\circ 13' &= 9.463658 \\ \text{cot. } 40^\circ 42' &= 0.065433 \\ 70^\circ 14' 12'' \text{ cos.} &= 9.529091 \\ &= 4\text{h. } 40\text{m. } 56.8\text{s.} = \text{hour angle.} \end{aligned}$$

Ex. 2. Find the altitude and hour angle of Vega (Dec. $38^\circ 38'$ N.), when it is exactly west of an observer at Cambridge, Lat. $42^\circ 22'$ N.

Ans. Altitude = $67^\circ 53' 37''$,
Hour angle = 1h. 55m. 12s.

PROBLEM.

(149.) *To find the amplitude and hour angle of a star when it is in the horizon.*



Let PEP' represent the hour circle which is six hours from the meridian, and which intersects the horizon in the east point, E. Let S or S' be the position of a star in the horizon, and through S draw the hour circle PSP'; also, through S' draw the hour circle PS'P'. Then, in the right-angled spherical triangle EMS or EM'S',

EM or EM' = the distance of the star from the six o'clock hour circle;

MS or M'S' = the star's declination;

ES or ES' = the star's amplitude;

= the complement of the star's azimuth;

MES = M'ES' = the complement of the latitude.

Now, by Napier's rule,

$$R. \sin. MS = \sin. ES \sin. MES,$$

or $\sin. ES = \sin. MS \operatorname{cosec}. MES;$

that is, $\sin. \text{amplitude} = \cos. \text{azimuth} = \sin. \delta \operatorname{sec}. \phi \dots (1)$

Also, $R. \sin. EM = \operatorname{tang}. MS. \operatorname{cot}. MES,$

or $\sin. EM = \operatorname{tang}. \delta \operatorname{tang}. \phi \dots \dots \dots (2)$

$$P = 6 \text{ hours} \mp EM,$$

where P represents the time from the star's rising to its passing the meridian.

Ex. 1. Find the amplitude and hour angle of Arcturus (Dec.

19° 57' N.) when it rises to an observer at New York, Lat. 40° 42' N.

By formula (1),

$$\begin{aligned} \sin. 19^\circ 57' &= 9.533009 \\ \sec. 40^\circ 42' &= 0.120254 \\ \text{Amplitude} = \text{E. } 26^\circ 44' 49'' \text{ N. } \sin. &= \underline{9.653263} \\ \text{or Azimuth} = \text{N. } 63^\circ 15' 11'' \text{ E.} & \end{aligned}$$

By formula (2),

$$\begin{aligned} \text{tang. } 19^\circ 57' &= 9.559885 \\ \text{tang. } 40^\circ 42' &= 9.934567 \\ \text{EM} = 18^\circ 11' 34'' \quad \sin. &= 9.494452 \end{aligned}$$

Hence the hour angle = 7h. 12m. 46.3s.

Ex. 2. Find the hour angle and amplitude of Antares (Dec. 26° 6' S.), when it sets to an observer at Philadelphia, Lat. 39° 57' N.

Ans. Hour angle = 4h. 23m. 5.7s.

Amplitude = W. 35° 1' 16'' S.

or

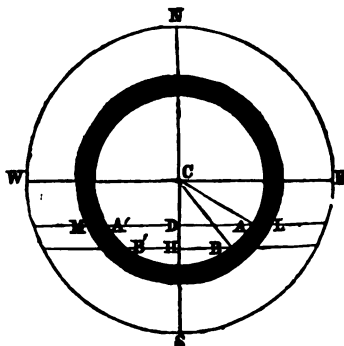
Azimuth = S. 54° 58' 44'' W.

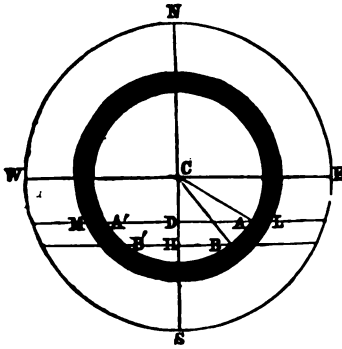
As we have frequent occasion to know the time of rising and setting of the heavenly bodies, it is convenient to have a table from which this may be ascertained without the labor of computation. Table XIX. furnishes the semi-diurnal arcs for any latitude up to 60°, and for any declination not exceeding 29°, from which, if we know the time of passing the meridian, the time of rising or setting is easily found.

To find the time of rising of the sun's upper limb, corrected for refraction, see Art. 169.

RING MICROMETER.

(150.) The ring micrometer consists of an opaque ring, inserted in the focus of a telescope, and having a diameter somewhat less than that of the field of view. When the telescope is fixed in position, by observing the instants at which two stars pass the opposite sides of either the outer or inner circle of the ring, their difference of right ascension and





declination may be computed, provided we know the diameter of the ring. The annexed figure represents the appearance of a ring suspended in the focus of a telescope, the field of view being represented by the circle NWSE. Each star is to be observed when it passes behind the ring at L, when it reappears at A; when it disappears again at

A', and when it reappears at M.

(151.) *To determine the radius of the ring.*

If there are spider lines bisecting the ring exactly in the centre, we may determine the radius by observing the time required by an equatorial star in passing centrally across the ring; or by observing the passage of any star not very near the pole, and multiplying the interval by the cosine of its declination; that is,

$$r = \text{Radius} = \frac{15}{2}(t' - t)\cos. \text{Dec.},$$

where t and t' are the times of ingress and egress of the star. See Art. 72.

The radius of the ring will retain the same value only as long as the distance of the ring from the object-glass remains unchanged. When, therefore, the radius of the ring has been once determined, the position of the tube carrying the micrometer should be accurately marked, and, in all subsequent observations, should be carefully adjusted to the same position.

(152.) *To determine the difference of right ascension of two stars.*

Point the telescope in such a manner that the stars may traverse the ring in succession; one of them, for example, from A to A', the other from B to B', and leave the telescope undisturbed during the observation. Note the times T and T', corresponding to the instants of ingress and egress of the first star at A and A'; again, leaving the telescope undisturbed, note the times t and t' , corresponding to the instants of ingress and egress of the second star at B and B'. The instant of passing the middle point, D, of the chord AA', will be denoted by $\frac{1}{2}(T' + T)$; and the instant

of passing the middle point, H, of the chord BB', will be denoted by $\frac{1}{2}(t' + t)$. The difference of right ascension will therefore be $\frac{1}{2}(t' + t) - \frac{1}{2}(T' + T)$, provided the clock has no rate that sensibly affects the interval.

(153.) *To determine the difference of declination of two stars.*

We must previously have an approximate knowledge of the declination of each of the stars.

Put δ = the approximate declination of the first star ;

δ' = the approximate declination of the second star.

Then we shall have

$$AD = \frac{1}{2}(T' - T)15 \cos. \delta,$$

and

$$BH = \frac{1}{2}(t' - t)15 \cos. \delta'.$$

Put X = the angle ACD, and x = the angle BCH.

$$\left. \begin{aligned} \text{Then} \quad \sin. X &= \frac{AD}{r} = \frac{15}{2r} \cos. \delta (T' - T) \\ \sin. x &= \frac{BH}{r} = \frac{15}{2r} \cos. \delta' (t' - t) \end{aligned} \right\} \dots \dots (1)$$

$$\left. \begin{aligned} \text{Also,} \quad CD &= r \cos. X \\ CH &= r \cos. x \end{aligned} \right\} \dots \dots \dots (2)$$

Hence DH, or the difference of declination = $r(\cos. x - \cos. X)$, when both arcs are on the same side of the centre of the ring. When they are on opposite sides, the difference of declination = $r(\cos. x + \cos. X)$.

When the observations are made with reference to the outer edge of the ring, we must proceed in the same manner ; and if observations are made at both edges of the ring, a mean of the two results must be taken.

The results for right ascension will be most reliable when the stars pass near the centre of the ring ; but the results for declination will be most reliable when the stars pass at a considerable distance from the centre.

(154.) The following observations of Encke's comet and a neighboring star will illustrate the use of this micrometer :

	North or South of Centre.	Outer Ring.			Inner Ring.			Outer Ring.			Concluded Transit over Hour-Circle.		Difference of R. A.	
		Ingress.	Ingress.	Egress.	Ingress.	Ingress.	Egress.	Egress.	Egress.	m.	s.	m.	s.	
Star Comet	N.	23	13	9	13	28	14	44	15	4	14	6.25	2	1.75
	S.	23	15	11	15	36	16	38	17	7	16	8.0		
Star Comet	N.	23	35	59	36	23	37	16	37	41	36	49.75	1	52.75
	S.	23	37	48	38	15	39	10	39	37	38	42.5		

The observations of the first of the preceding stars with the outer ring give $\frac{1}{2}(T' + T) = 14\text{m. } 6.5\text{s.}$; from the inner ring we obtain $14\text{m. } 6\text{s.}$; the mean of the two is $14\text{m. } 6.25\text{s.}$, which is the time of passing the middle point of its chord. In the same manner we obtain for the comet $16\text{m. } 8.0\text{s.}$ Hence their difference of right ascension was $2\text{m. } 1.75\text{s.}$; and, in the same manner, their difference of right ascension at the second observation was $1\text{m. } 52.75\text{s.}$

The difference of declination is computed as follows, using only the observations of the inner ring:

The radius of the inner ring was $9' 38'' = 578''$.

The declination of the star was $32^\circ 8' 41''$ N.

The declination of the comet at the first observation was $31^\circ 56' 25''$ N. nearly.

The declination of the comet at the second observation was $31^\circ 53' 14''$ N. nearly.

For the first star observation, by equation (1),

$$\frac{1}{2}(t' - t) = 38\text{s.} = 1.57978$$

$$15 = 1.17609$$

$$\cos. \delta = 9.92773$$

$$\frac{1}{r} = 7.23807$$

$$x = 56^\circ 36' 50'' \sin. = \overline{9.92167}$$

By equation (2),

$$\cos. x = 9.74058$$

$$r = 2.76193$$

$$CH = 318''.1 = \overline{2.50251}$$

In a similar manner, for the first comet observation, we obtain

$$CD = 422''.3.$$

Hence, since the star and comet were on opposite sides of the centre, the difference of declination $= 318''.1 + 422''.3 = 740''.4 = 12' 20''.4$.

In the same manner, we find the difference of declination at the second observation to be $15' 29''.7$.

(155.) Frequently a comet changes its right ascension and declination so rapidly that we can not assume that in one second of time it describes $15'' \cos. \delta$ in arc, and that its path is perpendicular to an hour circle. In this case, we must apply a

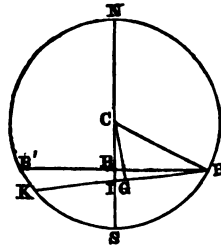
correction to the result obtained without regarding the proper motion.

Let NS represent an hour circle, and draw BB' perpendicular to NS.

Suppose the comet to describe the path BK instead of BB',

Represent CG by d = the least distance of the comet from the centre of the ring; and let $\tau = \frac{1}{2}(t' - t)$ = half the interval between the ingress and egress; then

$$d^2 = r^2 - (15\tau \cos. \delta)^2.$$



Represent by Δa the increase of right ascension of the comet in a second of time; $\Delta \tau$ the change of τ caused by the change of right ascension, so that $\tau + \Delta \tau$ represents the half interval which would have been observed if there had been no change of right ascension. Then

$$\Delta \tau = -\tau \Delta a.$$

But, by differentiating the above expression for d^2 , we have

$$\Delta d = -\frac{15^2 \tau \cos.^2 \delta}{d} \Delta \tau.$$

Hence
$$\Delta d = (15\tau \cos. \delta)^2 \frac{\Delta a}{d} (A)$$

which represents the required correction of the comet's declination.

Let $\Delta \delta$ represent the change of declination of the comet in a second of time, and n the angle KBB', which the comet's path makes with a parallel, we shall have

$$\text{tang. } n = \frac{\Delta \delta}{(15 + \Delta a) \cos. \delta};$$

or we may assume without appreciable error,

$$\text{tang. } n = \frac{\Delta \delta}{15 \cos. \delta}.$$

Let y represent GI, the portion of the comet's path between the hour circle, CI, and the perpendicular, CG, drawn from the centre upon the path, and we shall have

$$y = d \text{ tang. } n = \frac{d \Delta \delta}{15 \cos. \delta}.$$

The correction to be applied to the time of transit over the hour circle, determined without regard to proper motion, is

$$\Delta\tau = + \frac{\frac{y}{15 \cos. \delta'}}{(15 \cos. \delta)^2} \dots \dots \dots (B)$$

In the example given above, the comet's motion in right ascension in 24 hours was $-7m.59.25s.$, and in declination $-3^\circ 5' 0''.7$. Consequently,

and $\log. \Delta a = 7.74405n$,
 $\log. \Delta \delta = 9.10884n$.

Moreover, we have before found,

$$\log. d = 2.62567$$

$$\tau = 31s.$$

$$\delta = 31^\circ 56' 25''.$$

To compute Δd .

By formula A.

$$15 = 1.17609$$

$$\tau = 31s. = 1.49136$$

$$\cos. \delta = 9.92870$$

$$\underline{2.59615}$$

$$2$$

$$\underline{5.19230}$$

$$\Delta a = 7.74405n$$

$$\text{comp. } d = 7.37433$$

$$\Delta d = -2''.04 = 0.31068n.$$

To compute $\Delta\tau$.

By formula B.

$$d = 2.62567$$

$$\Delta d = 9.10884n$$

$$\underline{1.73451n}$$

$$(15 \cos. \delta)^2 = 2.20958$$

$$\Delta\tau = -0.33s. = 9.52493n.$$

At the time of these observations, the comet was moving southward from the centre of the field, so that its apparent path may be represented by BK. It passed the point G, half-way between B and K, at 16m. 8.0s. Hence it passed the point I, on the hour circle bisecting the ring, at 16m. 8.33s. Therefore the true difference of right ascension was 2m. 2.08s.

The comet's least distance from the centre of the ring was before computed to be $422''.3$, which is represented by CG. Its corrected distance is CH, which is $420''.3$. Hence the true difference of declination was

$$420''.3 + 318''.1 = 738''.4 = 12' 18''.4.$$

CHAPTER V.

TIME.

(156.) THE interval between two successive returns of the vernal equinox to the same meridian is called a *sidereal day*.

The interval between two successive returns of the sun to the same meridian is called a *solar day*.

The sun completes an apparent revolution about the earth in one year, or 365 days 5 hours 48 minutes and 47.57 seconds; so that the sun's mean daily motion is found by the proportion

$$\text{one year : one day} :: 360^\circ : \text{daily motion} = 59' 8''.33.$$

This motion is not uniform, but is greatest when the sun is nearest the earth. Hence the solar days are unequal; and to avoid the inconvenience which would result from this fact, astronomers have recourse to a *mean solar day*, the length of which is equal to the mean or average of all the apparent solar days in a year.

(157.) The length of the mean solar day is different from that of the sidereal, because when the mean sun, in its diurnal motion, returns to the meridian, it is $59' 8''.33$ advanced eastward in right ascension.

An arc of the equator, equal to $360^\circ 59' 8''.33$, passes the meridian in a mean solar day, while only 360° pass in a sidereal day. To find the excess of the solar day above the sidereal day, expressed in sidereal time, we have the proportion

$$360^\circ : 59' 8''.33 :: \text{one day} : 3\text{m. } 56.555\text{s.}$$

Hence 24 hours of mean solar time are equivalent to 24h. 3m. 56.555s. of sidereal time. As we have frequent occasion to convert intervals of mean solar time into intervals of sidereal time, Table IV. has been constructed, from which such intervals are found by mere inspection.

Example. Find the sidereal interval which corresponds to 15h. 20m. 20.58s. of mean solar time.

According to Table IV.,

15 hours mean solar time	=	15h. 2m. 27.847s.	sidereal time.
20 minutes " " "	=	20 3.285	" "
20 seconds " " "	=	20.055	" "
0.58 " " "	=	0.582	" "

The sidereal interval = 15h. 22m. 51.769s.

To find the excess of the solar day above the sidereal day, expressed in solar time, we have the proportion

$$360^{\circ} 59' 8''.33 : 59' 8''.33 :: \text{one day} : 3m. 55.909s.$$

Hence 24 hours of sidereal time are equivalent to 23h. 56m. 4.091s. of mean solar time. In order to facilitate the conversion of sidereal time into solar time, Table V. has been constructed, from which these intervals are found by mere inspection.

Example. Find the solar interval which corresponds to 16h. 15m. 25.66s. of sidereal time.

According to Table V.,

16 hours sidereal time	=	15h. 57m. 22.727s.	mean solar time.
15 minutes " " "	=	14 57.543	" " "
25 seconds " " "	=	24.932	" " "
0.66 " " "	=	0.658	" " "

The solar interval = 16h. 12m. 45.860s.

(158.) Throughout this work we shall suppose the student to have in his possession some astronomical ephemeris, like the Nautical Almanac. The English Nautical Almanac has been published annually since 1767, and generally appears about three years in advance of the date for which it is computed. The French *Connaissance des Temps* has been published annually since 1679, without ever having suffered a single interruption; and the Berlin *Astronomisches Jahrbuch* has been published annually since 1776. The first volume of the American Nautical Almanac, being for 1855, was published in February, 1853, and is expected to appear regularly in future. Either of these almanacs will furnish all the data which are required for the computations in this treatise. We shall, however, employ the American Nautical Almanac for 1855 or 1856, whenever it can conveniently be done; and for other cases shall refer to the English Nautical Almanac.

PROBLEM.

(159.) *To convert mean solar time into sidereal time.*

When the sun is on the meridian, the sidereal time is the same as the sun's apparent right ascension.

Thus, according to the American Nautical Almanac for 1855, page 271, the sun's apparent right ascension at Washington, apparent noon, January 1, 1855, is 18h. 46m. 58.21s.; this is, therefore, the sidereal time at that instant. The sidereal time of mean noon may be found from the preceding, by applying the equation of time, reduced to its sidereal equivalent. Thus, on January 1, 1855, the equation of time is +3m. 49.72s., which is equivalent to 3m. 50.35s. sidereal time. Therefore the sidereal time of mean noon is

18h. 46m. 58.21s. — 3m. 50.35s., which equals 18h. 43m. 7.86s.; and this is the number given in the last column of page 271 of the almanac. The almanac furnishes, in like manner, the sidereal time of mean noon at Washington for every day in the year. With this assistance, we can easily convert any instant of mean solar time into its corresponding sidereal time, by the following

RULE.

Sidereal time required = sidereal time at the preceding mean noon, plus the sidereal interval corresponding to the given mean time.

Example. Convert 2h. 22m. 25.62s. mean solar time at Washington, January 2, 1855, into sidereal time.

Sidereal time at the preceding mean
noon, viz., January 2 18h. 47m. 4.42s.

Add the mean time, reduced to its side-
real equivalent by Table IV. 2h. 22m. 49.02s.

The sum is the sidereal time required 21h. 9m. 53.44s.

If the place of observation be not on the meridian of the ephemeris, the sidereal time at mean noon must be corrected by the addition of $9.8565s.$ $\left(= \frac{3m. 56.555s.}{24} \right)$ for each hour of longitude, if the place be to the west of the first meridian, but by its subtraction if to the east.

Example. Convert 7h. 55m. 51.65s. mean time at the High

School Observatory, Philadelphia, April 19, 1855, into sidereal time.

The sidereal time at the preceding Wash- ington mean noon is	1h. 48m. 55.82s.
Correction for 7m. 33.6s., Philadelphia east of Washington	— 1.24s.
Sidereal time at the preceding Philadel- phia mean noon	1h. 48m. 54.58s.
Add the mean time, reduced to its side- real equivalent	7h. 57m. 9.82s.
The sum is the sidereal time required . .	9h. 46m. 4.40s.

PROBLEM.

(160.) *To convert sidereal time into mean solar time.*

If from the proposed sidereal time we subtract the sidereal time at the preceding mean noon, we shall obtain the interval from mean noon expressed in sidereal time; and if we convert this interval into its mean solar equivalent, we shall have the interval elapsed since mean noon expressed in mean time, and therefore the time which ought to be shown by a mean-time clock.

Example. Convert 21h. 9m. 53.44s. sidereal time at Washington, January 2, 1855, into mean solar time.

Sidereal time given	21h. 9m. 53.44s.
Sidereal time at preceding mean noon .	18h. 47m. 4.42s.
Interval in sidereal time from mean noon	2h. 22m. 49.02s.
Equivalent in mean solar time by Ta- ble V.	2h. 22m. 25.62s.

which is therefore the mean solar time required.

(161.) If we subtract the sidereal time at mean noon from twenty-four hours, and convert this interval into its solar equivalent, we shall have the mean time of transit of the first point of Aries, which may be called the *mean time at sidereal noon*. It is the time which ought to be shown by a mean-time clock, at the moment that a clock adjusted to sidereal time indicates exactly 0h. 0m. 0s. The mean time of transit of the first point of Aries is given in the English Nautical Almanac for every day of the year, on page xx. of each month. It is omitted in the American Almanac for 1855, but is inserted in the Almanac for 1856, on page iii. of each month, under the title mean time of sidereal 0h. This quantity is found as follows:

The sidereal time at Greenwich, mean noon, January 1, 1855, is 18h. 42m. 17.25s. Subtracting this from 24 hours, we have 5h. 17m. 42.75s., which, reduced to its equivalent solar interval, is 5h. 16m. 50.70s., which is, therefore, the mean time of transit of the first point of Aries for January 1, 1855, at Greenwich, and is so given on page xx. of the English Almanac. With this assistance, we can easily convert any instant of sidereal time into its corresponding mean solar time, by the following

RULE.

The mean solar time required = mean time at the preceding sidereal noon, plus the mean interval corresponding to the given sidereal time.

Example. Convert 21h. 8m. 55.39s. sidereal time at Greenwich, January 2, 1855, into mean time.

Mean time at the preceding sidereal noon,	
January 1	5h. 16m. 50.70s.
Add the given sidereal time reduced to its equivalent mean time	21h. 5m. 27.51s.
The sum is the mean time required, Jan- uary 2	2h. 22m. 18.21s.

(162.) If the place of observation be not on the meridian of the ephemeris, the mean time of the transit of the first point of Aries must be corrected by the *subtraction* of 9.8296s. ($= \frac{3m. 55.909s.}{24}$) for each hour of longitude, if the place be to the west of the first meridian, but by its *addition* if to the east.

Example. Convert 22h. 11m. 37.68s. sidereal time at High School Observatory, Philadelphia, October 17, 1855, into mean time.

The mean time at the preceding Green- wich sidereal noon is	10h. 20m. 32.74s.
Correction for 5h. 0m. 37.6s., Philadel- phia west of Greenwich	-49.25s.
Mean time at the preceding Philadelphia sidereal noon	10h. 19m. 43.49s.
Add the sidereal time, reduced to its mean equivalent	22h. 7m. 59.52s.
The sum is the mean time required . .	8h. 27m. 43.01s.

PROBLEM.

(163.) *To find the time by observation.*

First Method.—By equal altitudes of a star on opposite sides of the meridian.

Observe the times when the star has equal altitudes before and after passing the meridian; the arithmetical mean between these times is the time of the star's passing the meridian. By comparing this time with the known place of the star, we may obtain the error of the clock.

Example. The numbers in column first of the following table show the times when Arcturus had the altitudes contained in column second, on the east of the meridian. Column third shows the times when it had the same altitudes on the west of the meridian. Column fourth shows the sums of these times, the average of which is 28h. 7m. 42.5s.; consequently the star passed the meridian at 14h. 3m. 51.25s. by the clock.

East.			Altitude.	West.			Sum.		
h.	m.	s.	°	h.	m.	s.	h.	m.	s.
10	55	49.2	43 10	17	11	53.0	28	7	42.2
	57	59.5	43 30		9	43.0			42.5
11	0	9.7	43 50		7	32.5			42.2
	2	20.7	44 10		5	22.2			42.9
	6	43.7	44 50		0	59.0			42.7
Mean							28	7	42.5
Meridian passage =							14	3	51.25

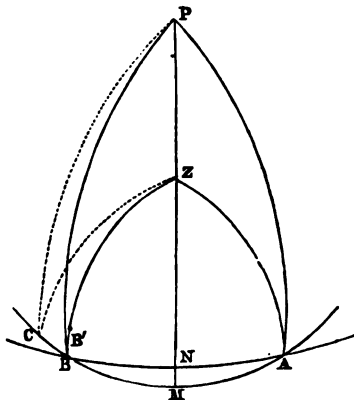
If we suppose the clock regulated to sidereal time, and the right ascension of the star to be 14h. 9m. 0.16s., then the clock was slow 5m. 8.91s.

(164.) *Second Method.—By equal altitudes of the sun.*

Since the declination of the sun changes from morning to evening, the time of the sun's arriving at a given altitude is affected by this motion, and we must compute the correction to be applied to the mean of the times observed. This may be done by the following method:

Let PZM be the meridian of the place of observation, P the pole, Z the zenith, AMB a small circle parallel to the horizon, ANB the parallel described by a star in its diurnal motion, and cutting the former circle in A and B. If ZA is found by obser-

vation equal to ZB, then, since PZ is constant, if the polar distance, PA, does not change, the two triangles, PZA, PZB, will be mutually equilateral, and, consequently, the angle ZPA=ZPB; that is, the hour angle of a star from the meridian is the same for equal altitudes on the east and west sides of the meridian; and this is the case with all the fixed stars, but not with the sun. Suppose the polar distance of the sun has diminished during the interval, then, when the western hour angle, ZPB, is equal to the eastern, ZPA, the sun will be at B', nearer to the zenith; and when the sun reaches the circle AMB at C, the hour angle ZPC will be greater than the hour angle ZPA or ZPB.



It is necessary, then, to compute the angle BPC.

Put ϕ = the latitude of the place; δ = the declination of the sun when on the meridian; $d\delta$ = the increase of declination from the meridian to the afternoon observation; P = the hour angle from the meridian, supposing no change in the declination; dP = the increase of the hour angle in time caused by the change of declination; and Z = the observed zenith distance.

Now, in the triangle APZ, Trig., Art. 225,

$$\cos. AZ = \cos. PZ \cos. AP + \sin. PZ \sin. AP \cos. APZ,$$

or $\cos. Z = \sin. \phi \sin. \delta + \cos. \phi \cos. \delta \cos. P \dots \dots (1)$

Also, in the triangle CPZ,

$$\cos. CZ = \cos. PZ \cos. CP + \sin. PZ \sin. CP \cos. CPZ,$$

or $\cos. Z = \sin. \phi \sin. (\delta + d\delta) + \cos. \phi \cos. (\delta + d\delta) \cos. (P + dP)$
 $= \sin. \phi \sin. \delta \cos. d\delta + \sin. \phi \cos. \delta \sin. d\delta$
 $+ \cos. \phi (\cos. \delta \cos. d\delta - \sin. \delta \sin. d\delta) (\cos. P \cos. dP$
 $- \sin. P \sin. dP).$

But since the variations of δ and P, in the present case, are necessarily small, we may put

$$\cos. d\delta = 1; \cos. dP = 1; \sin. d\delta = d\delta \sin. 1''; \sin. dP = 15dP \sin. 1''.$$

Therefore,

$$\begin{aligned} \cos. Z = & \sin. \phi \sin. \delta + d\delta \sin. 1'' \sin. \phi \cos. \delta + \cos. \phi \cos. \delta \cos. P \\ & - d\delta \sin. 1'' \cos. \phi \sin. \delta \cos. P \\ & - 15dP \sin. 1'' \cos. \phi \cos. \delta \sin. P. \end{aligned}$$

Hence, by equation (1),

$$\begin{aligned} 0 = & d\delta \sin. \phi \cos. \delta - d\delta \cos. \phi \sin. \delta \cos. P \\ & - 15dP \cos. \phi \cos. \delta \sin. P. \end{aligned}$$

Whence

$$dP = \frac{d\delta \sin. \phi \cos. \delta - d\delta \cos. \phi \sin. \delta \cos. P}{15 \cos. \phi \cos. \delta \sin. P},$$

$$\text{or } dP = \frac{d\delta}{15} (\text{tang. } \phi \text{ cosec. } P - \text{tang. } \delta \text{ cot. } P) \dots \dots \dots (2)$$

which is the correction to be applied to the mean of the times observed.

If the sun's motion in declination is northward, this correction is to be subtracted from the mean of the times observed; if the motion is southward, it must be added.

Ex. 1. At a place in Lat. 54° 20' N., the sun was found to have equal altitudes at 8h. 59m. 4s. A.M. and at 3h. 0m. 40s. P.M. It is required to find the time of noon, the declination of the sun being 19° 48' 29" N., and the decrease of declination between the two observations being 192".

By equation (2),

tang. ϕ = 0.14406	tang. δ = 9.55652
cosec. P = 0.14900	cot. P = 9.99697
$\frac{d\delta}{15} = 6.4 = 0.80618$	$\frac{d\delta}{15} = 0.80618$
$12.57s. = \overline{1.09924}$	$2.29s. = \overline{0.35967}$

Hence $12.57 - 2.29 = 10.28s. = dP.$

This correction is to be added to the mean of the times observed, because the sun's motion was southward.

The mean of the observed times is 11h. 59m. 52s.; therefore the time of apparent noon was 0h. 0m. 2.28s., or the clock was 2.28s. too fast by apparent time.

(165.) In order to facilitate the preceding computations, various tables have been devised, but the one which has been chiefly used was first proposed by Gauss. Table XI. is from the American Nautical Almanac for 1856, and was furnished by Professor Chauvenet. It differs from the table of Gauss only in using the

hourly change of the sun's declination instead of twice the daily change. This table was constructed as follows:

Put T = the interval of time between the morning and afternoon observations, expressed in hours.

μ = the hourly change of the sun's declination.

Then, since $d\delta$ represents the increase of declination from the meridian to the afternoon observation, we shall have

$$d\delta = \frac{1}{2}\mu T.$$

And since P represents the hour angle from the meridian expressed in arc, we shall have

$$P = 7\frac{1}{2}T.$$

Hence the correction to be added to the mean of the times observed to obtain the time of apparent noon is

$$x = -\frac{\mu T \text{ tang. } \phi}{30 \sin. 7\frac{1}{2}T} + \frac{\mu T \text{ tang. } \delta}{30 \text{ tang. } 7\frac{1}{2}T},$$

or $x = -\mu \text{ tang. } \phi \frac{T}{30 \sin. 7\frac{1}{2}T} + \mu \text{ tang. } \delta \frac{T}{30 \text{ tang. } 7\frac{1}{2}T}.$

Let us make

$$A = \frac{T}{30 \sin. 7\frac{1}{2}T}, \text{ and } B = \frac{T}{30 \text{ tang. } 7\frac{1}{2}T},$$

and we shall have

$$x = -A\mu \text{ tang. } \phi + B\mu \text{ tang. } \delta.$$

Table XI. furnishes the values of A and B for all values of T from 2 hours to 24 hours. The following is the method of computing A and B :

Let $T = 2$ hours.

$7\frac{1}{2}T = 15^\circ \sin. = 9.4130$	$7\frac{1}{2}T = 15^\circ \text{ tang.} = 9.4280$
$30 = 1.4771$	$30 = 1.4771$
$\hline 0.8901$	$\hline 0.9051$
$2 = 0.3010$	$2 = 0.3010$
$\hline \text{log. } A = 9.4109$	$\hline \text{log. } B = 9.3959$

which are the values of $\text{log. } A$ and $\text{log. } B$, given in the table for an interval of 2 hours; and in the same manner were the other numbers computed. If we employ the numbers of this table, the computation of Ex. 1 will proceed as follows:

The interval of time between the morning and afternoon observations being 6h. 1m. 36s., we have, by Table XI., $\text{log. } A = 9.4520$, and $\text{log. } B = 9.2999$; and by the Nautical Almanac, $\mu = -31''.85$. The operation, therefore, will stand thus:

$$\begin{array}{rcl}
 \log. A = 9.4520 & & \log. B = 9.2999 \\
 \mu = -31.85 = 1.5031n & & \mu = -31.85 = 1.5031n \\
 \text{tang. } \phi = 0.1441 & & \text{tang. } \delta = 9.5565 \\
 \hline
 -12.57s. = 1.0992n & & -2.29s. = 0.3595n
 \end{array}$$

Hence $x = 12.57 - 2.29 = 10.28$, the same correction as found on page 128.

The following rule for the signs of the two terms of the correction for equal altitudes may be found convenient:

The sign of the first term is positive from the summer to the winter solstice, and negative from the winter to the summer solstice.

The sign of the second term is positive from the equinoxes to the solstices, and negative from the solstices to the equinoxes.

(166.) The following is the most convenient mode of taking these observations. Having brought the lower limb of the sun, as seen reflected from the sextant mirror, into approximate contact with the upper limb, as seen reflected from the mercury, move the vernier forward, and set the zero to coincide with some convenient division upon the limb. Wait for the instant of contact, and note the time by the chronometer. Move the vernier forward 10' or 20', and note the instant of contact as before, making the successive observations at equal intervals of 10' or 20'. It is by no means necessary that the sextant should indicate the true altitude of the body, for it is the peculiar excellence of this method that it merely requires the observations to be made at the *same* altitude on both sides of the meridian.

Ex. 2. At Pembina, in Lat. $48^{\circ} 58' 34''$, the following double altitudes of the sun's upper limb were observed August 22d, 1849:

A.M.			Double Altitudes.			P.M.		
<i>h.</i>	<i>m.</i>	<i>s.</i>	<i>h.</i>	<i>m.</i>	<i>s.</i>	<i>h.</i>	<i>m.</i>	<i>s.</i>
9	0	50	78	36	45	2	33	55
9	1	55	78	53	45	2	32	47
9	3	14	79	14	15	2	31	35
9	4	25	79	32	30	2	30	28
9	5	9	79	43	45	2	29	23
9	6	8	80	2	15	2	28	40
9	6	48	80	10	45	2	28	2
9	8	12	80	34	45	2	26	40

It is required to find the error of the chronometer, the decli-

nation of the sun being $11^{\circ} 39' 44''$ N., and the hourly decrease of declination being $50''.77$.

When we have a number of observations made at short intervals of time, as in the present instance, it is most convenient to take the average of all the morning observations, which in the present case is 9h. 4m. 35.1s.; and also the average of the evening observations, which in the present case is 2h. 30m. 11.2s., and regard them as constituting one complete observation. The mean of these times is 11h. 47m. 23.15s.; the correction of the hour angle is found to be 13.98s. Therefore the time of apparent noon was 11h. 47m. 37.13s., or the chronometer was slow by apparent time 12m. 22.87s.

Ex. 3. It is required to find the error of the chronometer from the following observations of the sun's lower limb, made October 8th, 1852, in Lat. $30^{\circ} 4' N.$; the sun's declination at noon, October 8th, being $6^{\circ} 7' S.$, and decreasing $57''.17$ per hour.

A.M.			Double Altitudes.	P.M.		
h.	m.	s.		h.	m.	s.
21	7	27	73 0	2	33	59
	8	24	20		33	3
	9	23	40		32	5
	10	18	74 0		31	9
	11	16	20		30	12
	12	11	40		29	14
	13	11	75 0		28	13
	14	9	20		27	15
	15	10	40		26	15
	16	6	76 0		25	20

Ans. The mean of the observed times is 23h. 50m. 43.0s.; the correction of the hour angle is $+10.45s.$ Hence the time of apparent noon was 23h. 50m. 53.45s.; and since the equation of time was $-12m. 34.77s.$, the chronometer was 3m. 28.22s. too fast by mean time.

(167.) It frequently happens that clouds prevent our taking the afternoon observations corresponding to the morning observations; but if the clouds subsequently disperse, we may still take a series of western altitudes, and wait about 18 hours to observe the corresponding eastern altitudes. If the observations are made upon a star, the mean of the observed times will give the time of passage over the lower meridian. If the observations

are made upon the sun, the correction to the mean of the observed times will still be given by formula (2), page 128. If the sun is moving northward, it will be further from the upper meridian at the time of the eastern observation than at the time of the western, that is, it will be nearer to the lower meridian. Hence the correction given by formula (2) must be added to the mean of the observed times; and if the interval between the observations exceeds 12 hours, B will be negative, because $\cot. P$ will be negative. Hence the correction to be added algebraically to the mean of the observed times, to obtain the time of apparent midnight, is

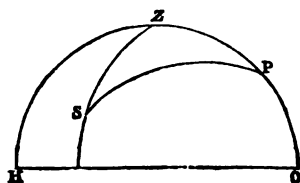
$$x' = A\mu \text{ tang. } \phi + B\mu \text{ tang. } \delta.$$

Ex. 4. It is required to find the error of the chronometer from the following observations of the sun's lower limb, made October 8th and 9th, 1852, in latitude $30^\circ 4' N.$, the sun's declination at midnight being $-6^\circ 19'$, and decreasing $57''.06$ per hour.

October 8th, P.M.			Double Altitudes.	October 9th, A.M.			
h.	m.	s.		h.	m.	s.	
2	33	59	73	0	21	8	43
	33	3		20		9	41
	32	5		40		10	39
	31	9	74	0		11	36
	30	12		20		12	34
	29	14		40		13	31
	28	13	75	0		14	30
	27	15		20		15	28
	26	15		40		16	28
	25	20	76	0		17	26

Ans. The mean of the observed times is 11h. 51m. 22.05s.; the correction of the hour angle is $-37.12s.$ Hence the time of apparent midnight was 11h. 50m. 44.93s.; and since the equation of time was $-12m. 42.82s.$, the chronometer was 3m. 27.75s. too fast by mean time.

(168.) *Third Method.*—By a single altitude of the sun or a star.



Let PZH be the meridian of the place of observation, P the pole, Z the zenith, and S the place of the sun or star. If the zenith distance, SZ, has been measured and corrected for

refraction, then in the spherical triangle, ZPS, the three sides are known, viz.,

PZ = the co-latitude = ψ ;

ZS = the true zenith distance = z ;

PS = the north polar distance of the star = d .

In this triangle we can compute the angle ZPS, which is the distance of the star from the meridian.

By Trig., Art. 226,

$$\sin. \frac{1}{2}A = \sqrt{\frac{\sin. (S-b) \sin. (S-c)}{\sin. b \sin. c}}$$

Put $2S = z + d + \psi$;

then
$$\sin. \frac{1}{2}P = \sqrt{\frac{\sin. (S-\psi) \sin. (S-d)}{\sin. \psi \sin. d}}$$

Ex. 1. At a place in Lat. $25^{\circ} 40'$ N., the sun's correct central altitude was found to be $10^{\circ} 6' 27''$, when his declination was $8^{\circ} 5' 56''$ S. What was his distance from the meridian ?

$d = 98^{\circ} 5' 56''$	$\sin. (S-\psi) = 9.922746$
$z = 79^{\circ} 53' 33''$	$\sin. (S-d) = 9.593007$
$\psi = 64^{\circ} 20' 0''$	$\operatorname{cosec}. \psi = 0.045117$
$242^{\circ} 19' 29''$	$\operatorname{cosec}. d = 0.004353$
$S = 121^{\circ} 9' 44''$	$2) 9.565223$
$S-\psi = 56^{\circ} 49' 44''$	$\frac{1}{2}P = 37^{\circ} 18' 53''.5$
$S-d = 23^{\circ} 3' 48''$	$\sin. = 9.782612$
	$P = 74^{\circ} 37' 47''$,

or 4h. 58m. 31.1s. = apparent time.

It may be found convenient to employ in our computation ϕ , the latitude of the place, and δ , the declination of the star, rather than the co-latitude and polar distance. For this purpose, we have only to substitute in the preceding formula δ for $90^{\circ} - d$, and ϕ for $90^{\circ} - \psi$, and we shall obtain

$$\sin. \frac{1}{2}P = \sqrt{\frac{\sin. \left[\frac{z + (\phi - \delta)}{2} \right] \times \sin. \left[\frac{\phi - (\phi - \delta)}{2} \right]}{\cos. \phi \cos. \delta}}$$

Ex. 2. At a place in Lat. $52^{\circ} 13' 26''$ N., at 3h. 21m. 13.4s. P.M. by the clock, the corrected zenith distance of the sun's centre was found to be $75^{\circ} 16' 15''$, when his declination was $9^{\circ} 33' 30''$ S. Required the correction of the clock.

Ans. The true hour angle was 3h. 21m. 22.7s.; hence the clock was 9.3s. slow.

Ex. 3. On the 4th of March, 1850, at 13h. 16m. 45.12s. by the sidereal clock, the zenith distance of α Lyrae was observed at Greenwich to be $54^{\circ} 16' 14''.58$; it is required to determine the error of the clock, supposing the star's R. A. to be 18h. 31m. 50.84s., and its declination $38^{\circ} 38' 39''.4$ N.

Ans. The clock was slow 19.66s.

Ex. 4. The following double altitudes of the sun's upper limb were observed August 29, 1849, in Lat. $48^{\circ} 17'$ N. :

Times.			Double Altitudes.
h.	m.	s.	°
8	58	58	78 7 45
9	0	15	78 27 10
9	1	14	78 45 45
9	2	10	78 57 30
9	3	5	79 12 30
9	4	39	79 35 45
9	5	54	80 54 45
9	6	41	80 8 45
9	7	37	80 21 15
9	8	25	80 37 15

It is required to determine the error of the chronometer, the sun's declination being $9^{\circ} 16' 20''$ N., and his semi-diameter $15' 52''$. *Ans.* The chronometer was slow 23m. 4.44s.

The most favorable opportunity for determining the time from altitudes of the sun or a star is when it rises or falls most rapidly. This happens when the sun or star is passing the prime vertical; that is, when it is nearly east or west. The sun's altitude should not be less than 10 degrees, on account of the irregular refraction near the horizon. In general, two or three hours from the meridian will be sufficient.

(169.) *Corollary.* By the same method we may compute the time at which the sun's upper limb rises or sets, when allowance is made for refraction. The effect of refraction is to cause the sun to appear above the sensible horizon sooner in the morning and later in the afternoon than he actually is; and when the sun's upper limb coincides with the horizon, the centre is about $16'$ below. At the instant, therefore, of sunrise or sunset, his centre is $90^{\circ} 50'$ from the zenith; the semi-diameter being about $16'$, and the horizontal refraction $34'$.

Ex. 1. Required the time of sunset at New York, Lat. $40^{\circ} 42'$, at the summer solstice.

Here	$\psi = 49^{\circ} 18'$	$\sin. (S - \psi) = 9.908141$
	$d = 66^{\circ} 32'$	$\sin. (S - d) = 9.777444$
	$z = 90^{\circ} 50'$	$\operatorname{cosec}. \psi = 0.120254$
	$S = 103^{\circ} 20'$	$\operatorname{cosec}. d = 0.037492$
	$S - \psi = 54^{\circ} 2'$	$2) \overline{9.843331}$
	$S - d = 36^{\circ} 48'$	$\frac{1}{2}P = 56^{\circ} 36' \sin. = \overline{9.921666}$
		$P = 113^{\circ} 12' = 7\text{h. } 33\text{m.}$

Hence the sun sets at 7h. 33m. apparent time; or, adding 1m. for equation of time, we have 7h. 34m. mean time.

Ex. 2. Required the mean time of sunset at New Orleans, Lat $29^{\circ} 58'$ at the winter solstice; mean time being one minute slow of apparent time. *Ans.* 5h. 5m.

(170.) The preceding methods are adapted to the use of travelers and navigators, as the observations may all be made with a sextant. In fixed observatories the time is habitually found by a transit instrument, which is the most accurate method known, as well as the most convenient.

Fourth Method.—To determine time by the transit instrument.

The instant of the sun's passing the meridian is the time of apparent noon; and hence, if we compare the sun's passage over the meridian with a chronometer, we shall obtain the deviation of the chronometer from apparent solar time. If to this we apply the equation of time with its proper sign, we shall obtain the error of the chronometer in mean time.

Ex. 1. The sun was observed to pass the meridian at 11h. 59m. 18.7s. by chronometer, the equation of time being +13m. 22.5s. Required the error of the chronometer.

Ans. 0m. 41.3s. slow for apparent time;
14m. 3.8s. slow for mean time.

Ex. 2. The sun was observed to pass the meridian at 11h. 56m. 12.21s. by chronometer; the equation of time being -3m. 56.26s. Required the error of the chronometer.

Ans. 3m. 47.79s. slow for apparent time;
0m. 8.47s. fast for mean time.

In a fixed observatory it is most convenient for ordinary purposes to employ sidereal time. The error of a sidereal clock or

chronometer is found in the manner already explained, except that we must know the right ascension of the object observed. The right ascension of the sun and 100 fixed stars is given for every day of the year, in both the English and American Nautical Almanacs; and the right ascension of 1500 stars is given in the catalogue at the close of this volume.

Ex. 3. The star Rigel was observed to pass the meridian of Greenwich, February 6, 1851, at 5h. 6m. 35.41s. by a sidereal clock, the star's right ascension being 5h. 7m. 22.97s. Required the error of the clock. *Ans.* 47.56s. slow.

Ex. 4. The sun's centre passed the meridian of Greenwich, May 15, 1851, at 3h. 25m. 35.17s. by the sidereal clock, the sun's right ascension being 3h. 26m. 33.78s. Required the error of the clock. *Ans.* 58.61s. slow.

(171.) The error of the clock may be deduced from the transit of any star whose right ascension is known; but the places of all stars contained in the catalogues are not equally well determined; and it is obviously proper that the stars whose places are best determined should be preferred for this purpose. The places of the 100 stars in the Nautical Almanac are considered to be better known than any others. At the Greenwich Observatory, the error of the clock is determined exclusively by the Nautical Almanac stars; and only those are used whose declination is less than 40 degrees.

At the Oxford Observatory, the stars used for finding the clock error are chiefly the Nautical Almanac stars, but occasionally other stars are employed.

At the Edinburgh Observatory, only Nautical Almanac stars are used for determining the correction of the clock, and of this list only those are employed whose places are considered to be best determined.

CHAPTER VI.

LATITUDE.

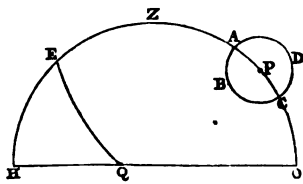
(172.) THE latitude of a place is equal to the elevation of the pole above the horizon, and this altitude could be easily determined if the pole were a visible point. But as there is no star exactly at the pole, its position must be determined by observations of stars at a distance from it.

FIRST METHOD.

By transits of a circumpolar star both above and below the pole.

The best method of determining the latitude of a place, so as to be independent of the declination of the star observed, and also as free as possible from the errors of refraction, is by observations of a circumpolar star at the time of its upper and lower culminations. These observations may be made by means of a mural circle, or any graduated circle.

Let HZPO represent a meridian, HO the horizon of the place of observation, P the place of the pole, and ABCD the circle described by a circumpolar star in its diurnal motion. The elevation of the pole PO is equal to half the sum of AO and CO, corrected for refraction.



Let A and A' represent the altitudes of a circumpolar star at its upper and lower culminations; also, let r and r' be the refractions corresponding to these altitudes; then

$$\phi = \frac{1}{2}(A + A' - r - r'),$$

both altitudes being measured from the north horizon.

If zenith distances instead of altitudes are observed, the co-latitude will be,

$$\psi = 90^\circ - \phi = \frac{1}{2}(Z + Z' + r + r').$$

The refraction is derived from Table VIII.

Examples. The following observations were made at Greenwich Observatory :

Polaris, May 9, 1851.

	Observed Altitude.	Refraction.	True Altitude.
Lower culmination,	50° 0' 8".49	— 48".08	= 49° 59' 20".41
Upper culmination,	52° 58' 38".31	— 42".16	= 52° 57' 56".15
		Sum	= 102° 57' 16".56
		Latitude =	51° 28' 38".28

δ Ursæ Minoris, January 22, 1851.

Lower culmination,	48° 5' 18".60	— 53".80	= 48° 4' 24".80
Upper culmination,	54° 53' 33".22	— 42".49	= 54° 52' 50".73
		Sum	= 102° 57' 15".53
		Latitude =	51° 28' 37".77

β Cephei, March 17, 1847.

Low. culmination,	31° 23' 32".85	— 1' 35".22	= 31° 21' 57".63
Upp. culmination,	71° 35' 36".53	— 0' 19".22	= 71° 35' 17".31
		Sum	= 102° 57' 14".94
		Latitude =	51° 28' 37".47

α Cephei, March 17, 1847.

Low. culmination,	23° 27' 6".03	— 2' 13".53	= 23° 24' 52".50
Upp. culmination,	79° 32' 33".71	— 0' 10".66	= 79° 32' 23".05
		Sum	= 102° 57' 15".55
		Latitude =	51° 28' 37".77

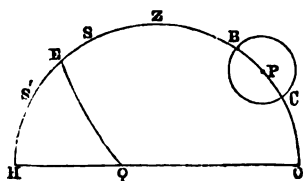
Capella, June 14, 1837.

Low. culmination,	7° 25' 0".72	— 6' 52".78	= 7° 18' 7".94
Upp. culmination,	95° 39' 2".42	+ 5".49	= 95° 39' 7".91
		Sum	= 102° 57' 15".85
		Latitude =	51° 28' 37".92

As the refraction for the last star is large, the result of that observation is less reliable than the others. Those stars are accordingly to be preferred whose polar distance is the least.

SECOND METHOD.

(173.) *By simple meridian altitudes.*



Let PZH represent the meridian of the place of observation, HO the horizon, Z the zenith, P the place of the pole, EQ the equator, S or S' a

star on the meridian, SE or S'E its declination (δ), SP or S'P its distance from the pole (d), which is the complement of δ ; the arc EH is the complement of the latitude (ϕ), or $90^\circ - \phi$.

We measure the altitude (A) of the object S or S', or its zenith distance (Z), and correct it for refraction and parallax, if the parallax is appreciable. Then it is evident that

$$EH = SH - SE = S'H + S'E.$$

These two equations are included in the same expression by regarding the declination negative when it is south of the equator. Thus,

$$\begin{aligned} & 90^\circ - \phi = A - \delta, \\ \text{or} & \phi = 90^\circ + \delta - A. \\ \text{But} & Z = 90^\circ - A. \\ \text{Hence} & \phi = \delta + Z, \end{aligned}$$

for stars which culminate south of the zenith, where δ must have the negative sign when the declination is south.

If the star passes the meridian between the north pole and the zenith, as, for example, at B, then we shall have

$$PO = BO - BP;$$

that is,

$$\begin{aligned} & \phi = A - d. \\ \text{But} & A = 90^\circ - Z, \text{ and } d = 90^\circ - \delta. \\ \text{Hence} & \phi = \delta - Z. \end{aligned}$$

If the star passes the meridian below the north pole, then we shall have

$$\begin{aligned} & PO = CO + PC; \\ \text{that is,} & \phi = A + d = 180^\circ - \delta - Z. \end{aligned}$$

Hence we shall have

- $\phi = \delta + Z$ if the observations be made to the south;
- $\phi = \delta - Z$ if to the north, *above* the pole;
- $\phi = 180^\circ - (\delta + Z)$ if to the north, *below* the pole.

The following observations were made at Greenwich in 1851:

Stars South of the Zenith.

February 10, 1851.

	Observed Zenith Distance.	Refraction.	True Zenith Distance.
Pollux	$23^\circ 5' 24''.05 +$	$25''.80 =$	$23^\circ 5' 49''.85$
	Star's declination =		$28^\circ 22' 47''.70$
	Latitude =		$\overline{51^\circ 28' 37''.55}$

July 10, 1851.

	Observed Zenith Distance.	Refraction.	True Zenith Distance.
Antares	$77^{\circ} 30' 11''.54$	$+ 4' 15''.48$	$= 77^{\circ} 34' 27''.02$
		Star's declination	$= -26^{\circ} 5' 48''.50$
		Latitude	$= \overline{51^{\circ} 28' 38''.52}$

June 30, 1851.

Sun. Observed zenith distance of upper limb,	$27^{\circ} 59' 39''.53$
semi-diameter,	$+ 15' 46''.05$
refraction,	$+ 29''.49$
parallax,	$- 3''.93$
true zenith distance of centre =	$\overline{28^{\circ} 15' 51''.14}$
Sun's declination =	$+ 23^{\circ} 12' 47''.30$
Latitude =	$\overline{51^{\circ} 28' 38''.44}$

The method of computing the sun's parallax will be explained in Article 206.

Star North of the Zenith, and above the Pole.

June 29, 1851.

	Observed Zenith Distance.	Refraction.	True Zenith Distance.
α Ursæ Majoris,	$11^{\circ} 4' 39''.01$	$+ 10''.96$	$= 11^{\circ} 4' 49''.97$
		Star's declination	$= + 62^{\circ} 33' 26''.69$
		Latitude	$= \overline{51^{\circ} 28' 36''.72}$

Star below the Pole.

January 27, 1851.

	Observed Zenith Distance.	Refraction.	True Zenith Distance.
β Ursæ Minoris,	$53^{\circ} 44' 24''.60$	$+ 1' 20''.69$	$= 53^{\circ} 45' 45''.29$
		Star's declination	$= 74^{\circ} 45' 37''.79$
		Sum	$= \overline{128^{\circ} 31' 23''.08}$
		Latitude	$= 51^{\circ} 28' 36''.92$

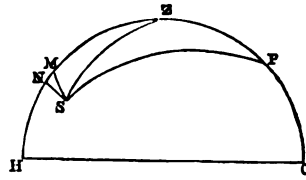
THIRD METHOD.

(174.) *By circum-meridian altitudes.*

The preceding method gives but one value of the latitude, because the star can only be observed at the instant when it crosses the meridian. But where the observer is furnished with an altitude and azimuth instrument, a repeating circle or sextant, we may render any number of observations made on each side of the meridian, and at a short distance from it, equal in accuracy to those which are made at the moment of culmination. For

this purpose, we must know the distance (in time) of the star from the meridian at the instant of each observation, and we can compute the correction which ought to be applied to the zenith distance observed.

Let P be the pole, Z the zenith of the place of observation, PZM a meridian, S a star near to the meridian, M the point where this star crosses the meridian, and PS an hour circle passing through the star.



Suppose the zenith distance, ZS, of the star has been measured, and corrected for refraction, and also for parallax, when the sun or a planet has been observed; it is required to compute the zenith distance, ZM, of the star when on the meridian. Now from the figure we perceive that

$$PS = 90^\circ - \delta,$$

$$PZ = 90^\circ - \phi,$$

$$ZM = PM - PZ = \phi - \delta = (Z),$$

the zenith distance of the star on the meridian.

With Z as a centre, describe the arc SN, and the point N will be at the same altitude as S. It is required to compute MN = x, the quantity which the star must rise from S, before it reaches the meridian.

By Trig., Art. 225,

$$\cos. a = \cos. b \cos. c + \sin. b \sin. c \cos. A.$$

But $\cos. A = 1 - 2 \sin. \frac{1}{2} A.$ Trig., Art. 74.

Hence

$$\cos. a = \cos. b \cos. c + \sin. b \sin. c - 2 \sin. b \sin. c \sin. \frac{1}{2} A.$$

Also, $\cos. b \cos. c + \sin. b \sin. c = \cos. (b - c).$ Trig., Art. 72.

Hence $\cos. a = \cos. (b - c) - 2 \sin. b \sin. c \sin. \frac{1}{2} A.$

Applying this formula to the triangle PZS, and representing the angle ZPS by P, we have

$$\begin{aligned} \cos. ZS &= \cos. (PS - PZ) - 2 \sin. PZ \sin. PS \sin. \frac{1}{2} P \\ &= \cos. Z - 2 \cos. \phi \cos. \delta \sin. \frac{1}{2} P \dots \dots (1) \end{aligned}$$

But $ZS = ZM + x.$

Hence

$$\cos. ZS = \cos. ZM \cos. x - \sin. ZM \sin. x. \text{ Trig., Art. 72.}$$

But, since x is supposed to be a small arc, we may put

$$x = \sin. x,$$

and $\cos. x = 1 - \frac{x^2}{2} +$, etc. Calculus, p. 174.

Hence we obtain

$$\begin{aligned} \cos. ZS &= \cos. ZM \left(1 - \frac{x^2}{2} +, \text{ etc.}\right) - x \sin. ZM \\ &= \cos. Z - \frac{1}{2}x^2 \cos. Z - x \sin. Z. \end{aligned}$$

Therefore equation (1) becomes

$$\begin{aligned} \cos. Z - \frac{1}{2}x^2 \cos. Z - x \sin. Z &= \cos. Z - 2 \cos. \phi \cos. \delta \sin. \frac{1}{2}P, \\ \text{or } \frac{1}{2}x^2 \cos. Z + x \sin. Z &= 2 \cos. \phi \cos. \delta \sin. \frac{1}{2}P \quad . \quad (2) \end{aligned}$$

If we neglect the term containing x^2 , and suppose x to be expressed in seconds, we shall have

$$x = \frac{2 \sin. \frac{1}{2}P \cos. \phi \cos. \delta}{\sin. 1'' \sin. Z},$$

which formula is sufficiently accurate, when the hour angle does not exceed ten minutes. If a further approximation is required, it may be obtained as follows:

Divide equation (2) by $\sin. Z$, and we obtain

$$x + \frac{1}{2}x^2 \cot. Z = \frac{2 \sin. \frac{1}{2}P \cos. \phi \cos. \delta}{\sin. Z}.$$

Represent the second member of this equation by B , and $\frac{1}{2} \cot. Z$ by A , then $x + Ax^2 = B$,
or $x = B - Ax^2$.

But B is the approximate value of x before found; hence, for a second approximation, we shall have

$$x = B - AB^2;$$

or, supposing x to be expressed in seconds,

$$x = \frac{2 \sin. \frac{1}{2}P \cos. \phi \cos. \delta}{\sin. 1'' \sin. Z} - \left(\frac{\sin. \frac{1}{2}P \cos. \phi \cos. \delta}{\sin. Z} \right)^2 \frac{2 \cot. Z}{\sin. 1''} \quad (3)$$

which is the correction to be subtracted from the zenith distances observed near the meridian, for an upper culmination, in order to obtain the true meridional zenith distance.

Ex. 1. On the 23d of February, 1850, the zenith distance of α Orionis was observed at Greenwich, 20m. 26.25s. before coming to the meridian, to be $44^\circ 18' 30''.31$, the declination of the star being $7^\circ 22' 14''.74$ N. Required the reduction to the meridian and the resulting latitude.

Here $P = 20\text{m. } 26.25\text{s.}$; therefore $\frac{1}{2}P = 10\text{m. } 13.12\text{s.}$, which, reduced to arc, is $2^\circ 33' 16''.9$.

sin.	2° 33' 16".9 = 8.649071	
	8.649071	$m^2 = 4.4926$
cos. ϕ ,	51° 28' 38" = 9.794366	cot. $z = 0.0135$
cos. δ ,	7° 22' 15" = 9.996396	2 cosec. 1" = 5.6155
cosec. z ,	44° 6' 23" = 0.157394	1".32 = 0.1216
	$m = 7.24629\bar{8}$	
2 cosec. 1"	= 5.615455	
	727".37 = 2.861753	

Therefore

$$x = 727''.37 - 1''.32 = 726''.05.$$

Hence we have

Observed zenith distance	= 44° 18' 30".31
Reduction to the meridian	= -12' 6".05
Corrected zenith distance	= 44° 6' 24".26
Star's declination	= 7° 22' 14".74
Latitude	= 51° 28' 39".00

(175.) To diminish the labor of these reductions, Table X. has been computed, in which Part I. gives the value of $\frac{2 \sin. \frac{2}{3}P}{\sin. 1''}$;

and the argument of the table is the distance (in time) of the star from the meridian. This value (or the sum of those values divided by the number of observations, if more than one observation has been made) must be multiplied by $\frac{\cos. \phi \cos. \delta}{\sin. Z}$. Part

II. of the table contains the value of $\frac{2 \sin. \frac{4}{3}P}{\sin. 1''}$, which must be

multiplied by $\left(\frac{\cos. \phi \cos. \delta}{\sin. Z}\right)^2 \cot. Z$. This second correction may generally be omitted when the distance from the meridian does not exceed ten minutes.

Ex. 2. The following observations of Polaris at its upper culmination were made at Washington Observatory, November 25, 1845, the altitude of the star having been observed at each vertical wire of the mural circle. In the following table, column first shows the wire at which the observation was made, column second shows the hour angle of the star from the meridian, and column third shows the observed zenith distances corrected for error of runs :

Wire.	Hour angles. m. s.	Zenith Distances. " "	Table X.
1	29 25.5	49 35 27.92	1697.65
2	19 34.5	35 2.86	751.95
3	9 49.5	34 48.12	189.50
4	0 13.5	34 43.74	0.10
5	9 33.5	34 48.27	179.35
6	19 13.5	35 2.56	725.25
7	29 0.5	35 28.07	1649.95
Means		49 35 3.07	741.96

Column fourth contains the numbers from Table X. corresponding to the hour angles in column second. The mean of these numbers is 741''.96. The reduction to the meridian is then computed as follows:

$$\begin{aligned}
 741''.96 &= 2.87038 \\
 \cos. \phi, 38^\circ 53' 39'' &= 9.89115 \\
 \cos. \delta, 88^\circ 29' 34'' &= 8.42000 \\
 \operatorname{cosec.} z, 49^\circ 35' 55'' &= 0.11832 \\
 \text{Reduction} &= 19''.95 = \underline{1.29985}
 \end{aligned}$$

The latitude will then be obtained as follows:

$$\begin{aligned}
 \text{Mean of observed zenith distances} &= 49^\circ 35' 3''.07 \\
 \text{Reduction to the meridian} &= \quad -19''.95 \\
 \text{Refraction} &= \quad + 1' 11''.08 \\
 \text{Corrected zenith distance} &= \underline{49^\circ 35' 54''.20} \\
 \text{Star's declination} &= 88^\circ 29' 34''.15 \\
 \text{Latitude} &= \underline{38^\circ 53' 39''.95}
 \end{aligned}$$

(176.) In the preceding reductions it is necessary to know the distance (in time) of the sun or star from the meridian, or the hour angles, at the moment of each observation. These hour angles are determined by the chronometer; and it is desirable that its motion should correspond to that of the object observed; that is, if the sun be the object, the chronometer should be adjusted to mean solar time; and if a star be the object, the chronometer should be adjusted to sidereal time. This, however, is not necessary, since a correction may be readily applied so as to reduce the rate either from mean solar to sidereal, or from sidereal to mean solar time. A further correction is also necessary in all cases where the chronometer has a gaining or a losing rate on either mean solar or sidereal time. This correction is obtained in the following manner:

If the clock in 24 hours loses r seconds, then, instead of 86400 beats in a day, it will make only $86400 - r$. The true value of an hour angle, P , noted by such a clock, is

$$P \cdot \frac{86400}{86400 - r}, \text{ or } P \left(1 + \frac{r}{86400 - r} \right);$$

that is, the observed hour angle should be multiplied by the factor

$$1 + \frac{r}{86400 - r}.$$

The principal term of formula (3) for the reduction on page 142 contains the factor $\sin. {}^2\frac{1}{2}P$, which must therefore be multiplied by the square of the above factor, which is nearly equal to

$$1 + \frac{2r}{86400 - r}.$$

If the clock indicates mean solar time, and we are observing a star, the clock loses 235.909s. in 24 hours, when compared with the progress of the star, and we must take $r = 235.909s.$, and the preceding factor becomes

$$1.005476,$$

and its logarithm is

$$0.0023715.$$

In a similar manner we obtain the correction for a loss or gain of 1, 2, 3, etc., seconds per day of the chronometer. This correction has been computed, and is appended to Table X., which gives the logarithm of the factor to be employed for a daily rate of the clock or chronometer, amounting to ± 30 seconds. These values are in all cases additive.

Ex. 3. On the 18th of October, 1841, near the River St. John's, in latitude about $46^\circ 53' 30''$, the following observations were made on the star α Ceti, declination $3^\circ 28' 8''.2$ N. Column first shows the number of the observation, column second shows the hour angle of the star from the meridian, and column third shows the observed altitude corrected for the error of the sextant. The chronometer was regulated to mean solar time, and had a daily losing rate of 2.7s.

Obs.	Hour Angles.		Altitudes observed.	Table X.	
	m.	s.		Part I.	Part II.
1	14	30.0	46 28 45	412.70	0.41
2	10	50.2	46 31 45	230.54	0.13
3	5	0.0	46 34 35	49.10	0.01
4	1	59.7	46 35 25	7.77	0.00
5	2	3.0	46 35 30	8.20	0.00
6	5	6.5	46 34 45	51.25	0.01
7	7	21.7	46 33 50	106.45	0.03
8	13	7.3	46 30 0	337.97	0.28
9	16	40.1	46 26 35	545.39	0.72
Means			46 32 21.1	194.37	0.18

Column fourth contains the numbers from Part I., Table X., corresponding to the hour angles in column second. Column fifth contains the numbers from Part II., Table X. The reduction to the meridian is then computed as follows :

$$\begin{aligned}
 \cos. \phi, 46^\circ 53' 30'' &= 9.834662 \\
 \cos. \delta, 3^\circ 28' 8'' &= 9.999204 & m^2 &= 9.993 \\
 \operatorname{cosec}. z, 43^\circ 25' 22'' &= 0.162805 & \cot. z &= 0.023 \\
 m &= 9.996671 & 0.18 &= 9.255 \\
 194''.37 &= 2.288629 & 0.19 &= 9.271
 \end{aligned}$$

On account of mean solar time = 0.002371

On account of rate of clock = 0.000027

$$193''.95 = 2.287698$$

Therefore $x = 193''.95 - 0''.19 = 193''.76$.

Hence we have the following results :

$$\begin{aligned}
 \text{Observed zenith distance} &= 43^\circ 27' 38''.9 \\
 \text{Reduction to the meridian} &= -3' 13''.8 \\
 \text{Refraction} &= + 55''.8 \\
 \text{Corrected zenith distance} &= 43^\circ 25' 20''.9 \\
 \text{Star's declination} &= 3^\circ 28' 8''.2 \\
 \text{Latitude} &= 46^\circ 53' 29''.1
 \end{aligned}$$

(177.) When the sun is the object observed, we must take into account the change of declination during the interval of the observations; for the observed altitude, corrected in the manner before explained, will not be equal to the meridian altitude, but will differ from it by the change in the sun's declination. Let the change of the sun's declination in one minute of time be denoted by $d\delta$, which is positive when the sun is approaching the

elevated pole; and if P is the sun's hour angle at the time of observation, which is negative before the sun arrives at the meridian and afterward positive, the whole change of declination is $Pd\delta$, which is the correction to be applied to the altitude found by Art. 176 to obtain the true meridian altitude. When several observations have been made, the mean of the values found by Art. 176 is to be diminished by the mean of the values of $Pd\delta$. But the hour angles have contrary signs on opposite sides of the meridian; hence, if we make E = the sum of the hour angles observed on the east side of the meridian, and W = the sum of the hour angles observed on the west side, $(E - W)d\delta$ will be the correction for the sum of the observed distances. If we make n = the number of the observations, the mean correction to be applied to the mean of all the observed zenith distances will be

$$\frac{d\delta}{n}(E - W),$$

where E and W are expressed in minutes of time.

Ex. 4. At a station in Lat. $51^\circ 32'$ N. nearly, the correct central altitudes of the sun on the 11th of March were determined by observation, as follows:

Altitudes.			Hour Angles.		By Table X.
°	'	"	m.	s.	"
34	54	46	9	41 E.	184.1
	55	26	8	19 E.	135.8
	56	8	6	39 E.	86.8
	56	31	5	16 E.	54.5
	56	53	3	49 E.	28.6
	57	6	2	47 E.	15.2
	57	18	0	19 W.	0.2
	57	11	2	5 W.	8.5
	57	3	3	9 W.	19.5
	56	48	4	36 W.	41.5
	56	26	6	8 W.	73.9

The sun's meridian declination was $3^\circ 30' 38''$ S., and it was decreasing at the rate of $0''.98$ in a minute. What was the true latitude?

Entering Table X. with the hour angles given above, we obtain the values set down in the last column, the sum of which, being divided by 11, will give $58''.96$; whence, by formula (3), page 142, we obtain the reduction to the meridian, $44''.7$.

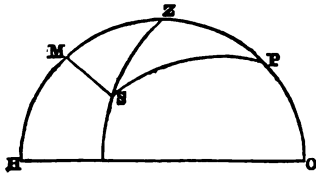
The sum of the eastern hour angles, diminished by the sum of the western, and divided by 11, gives 1m. 50.3s., which, multiplied by 0''.98, gives 1''.8 for the correction for change of declination.

Hence we have the following results :

Mean of the observed altitudes	=	34° 56' 30''.5
Reduction to the meridian	=	+44''.7
Correction for change of declination	=	+1''.8
Concluded meridian altitude	=	34° 57' 17''.0
Zenith distance	=	55° 2' 43''
Sun's declination	=	- 3° 30' 38''
Latitude	=	51° 32' 5'' N.

FOURTH METHOD.

(178.) *By a single altitude, the time of observation being known.*



Let Z be the zenith of the observer, P the pole, S a star whose altitude is measured at a known instant of time. Then, in the spherical triangle ZPS, we have given $PS = 90^\circ - \delta$, $ZS = Z$, and the

hour angle ZPS, to find PZ.

From S let fall the perpendicular SM upon PZ produced. Then, by Napier's rule, we shall have

$$R. \cos. P = \text{tang. } PM \cot. PS = \text{tang. } PM \text{ tang. } \delta.$$

$$\text{Hence } \text{tang. } PM = \cos. P \cot. \delta \dots \dots \dots (1)$$

$$MZ = PM - PZ = PM + \phi - 90^\circ.$$

Also, Trig., Art. 216,

$$\cos. PM : \cos. ZM :: \cos. PS : \cos. ZS,$$

or $\cos. PM : \sin. (PM + \phi) :: \sin. \delta : \cos. Z.$

$$\text{Hence } \sin. (PM + \phi) = \frac{\cos. Z \cos. PM}{\sin. \delta} \dots \dots \dots (2)$$

Equation (1) furnishes the value of PM, and equation (2) furnishes the value of $PM + \phi$. The difference between these quantities is ϕ , the latitude required.

Ex. 1. At 1h. 14m. 11.6s. apparent time, the true altitude of the sun was $33^\circ 40' 35''.5$, and his declination $5^\circ 15' 28''.0$ S. Required the latitude of the place.

By equation (1), $\cos. 18^\circ 32' 54'' = 9.976834$
 $\cot. 5^\circ 15' 28'' = 1.036099n$
 $PM = 95^\circ 32' 39'' \text{ tang.} = 1.012933n$

By equation (2),

$\cos. 56^\circ 19' 24''.5 = 9.743904$
 $\cos. PM = 8.985035n$
 $\text{cosec. } \delta = 1.037930n$
 $PM + \phi = 144^\circ 13' 28'' \text{ sin.} = 9.766869$
 $PM = 95^\circ 32' 39''$
 $\phi = 48^\circ 40' 49''$

Ex. 2. At a place in Lat. $42^\circ 34'$ N. nearly, the altitude of Aldebaran (Dec. $16^\circ 12' 26''$ N.) was found by observation to be $39^\circ 2' 10''$, when its hour angle was 3h. 25m. 40s. What was the latitude of the place? *Ans.* $42^\circ 34' 56''$.

Ex. 3. At a place in Lat. $41^\circ 25'$ nearly, the altitude of Regulus (Dec. $12^\circ 41' 18''$ N.) was found by observation to be $41^\circ 5' 20''$, when its hour angle was 3h. 2m. 21s. What was the latitude of the place? *Ans.* $41^\circ 25' 47''$.

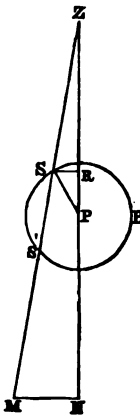
Ex. 4. On the 27th of February, 1850, the zenith distance of Procyon (Dec. $5^\circ 36' 6''.7$ N.) was observed at Greenwich to be $48^\circ 48' 34''.06$, when its hour angle from the meridian was 1h. 20m. 18.13s. It is required to deduce the latitude from this observation. *Ans.*

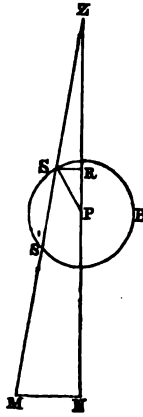
This method is deficient in accuracy when the observations are made far from the meridian, because a small error in the hour angle produces a large error in the computed value of the latitude. The observations should, therefore, always be made as near as possible to the meridian.

FIFTH METHOD.

(179.) *By observations of the pole star at any time of the day.*

Let P be the pole, Z the zenith, ZPN the meridian of the place of observation, and S the pole star in any point of its diurnal circle, SBS'. Then we shall have $ZP = 90^\circ - \phi$, $ZS = 90^\circ - H$, H being the observed height of the star corrected for refraction. Represent the polar distance, PS, by d . Since the arc d is at present less than 90° , the sides ZP,





ZS, differ only by a small arc, x , which we propose to calculate.

Let $ZP - ZS = x$; that is, $H - \phi = x$,

or $\phi = H - x$.

Represent the hour angle ZPS by P . The spherical triangle ZPS furnishes by Trig., Art. 225,

$$\cos. ZS = \cos. PS \cos. PZ + \sin. PS \sin. PZ \cos. P,$$

or

$$\sin. H = \cos. d \sin. (H - x) + \sin. d \cos. (H - x) \cos. P.$$

By substituting the values of $\sin. (H - x)$, and $\cos. (H - x)$, Trig., Art. 72, and dividing the whole equation by $\sin. H$, we obtain

$$1 = \cos. d (\cos. x - \sin. x \cot. H) + \sin. d (\cos. x \cot. H + \sin. x) \cos. P,$$

$$1 = \cos. x (\cos. d + \sin. d \cot. H \cos. P) - \sin. x (\cos. d \cot. H - \sin. d \cos. P).$$

or

Let us put

$$a = \cos. d + \sin. d \cot. H \cos. P,$$

$$b = \cos. d \cot. H - \sin. d \cos. P,$$

and we have

$$1 = a \cos. x - b \sin. x \dots \dots \dots (1)$$

But by Calculus, Art. 228,

$$\sin. y = y - \frac{y^3}{6} + \frac{y^5}{120} - \text{etc.}$$

$$\cos. y = 1 - \frac{y^2}{2} + \frac{y^4}{24} - \text{etc.}$$

Therefore

$$a = 1 + d \cos. P \cot. H - \frac{d^2}{2} - \frac{d^3}{6} \cos. P \cot. H + \text{etc.}$$

$$b = \cot. H - d \cos. P - \frac{d^2}{2} \cot. H + \frac{d^3}{6} \cos. P + \text{etc.}$$

Let us now assume

$$x = Ad + Bd^2 + Cd^3 + \text{etc.} \dots \dots \dots (2)$$

where A, B, and C represent unknown coefficients independent of d .

Then we shall have

$$\cos. x = 1 - \frac{A^2 d^2}{2} - ABd^3 + \text{etc.}$$

$$\sin. x = Ad + Bd^2 + \left(C - \frac{A^3}{6}\right)d^3 +, \text{ etc.}$$

Substituting in equation (1) the values of $a, b, \sin. x,$ and $\cos. x,$ arranging the terms in the order of the powers of $d,$ and retaining all the terms which contain the first three powers of $d,$ we obtain

$$\begin{aligned} 1 = 1 + \cos. P \cot. H.d - \frac{d^2}{2} - \frac{d^3}{6} \cos. P \cot. H \\ - \frac{A^2 d^2}{2} - \frac{A^2 d^3}{2} \cos. P \cot. H - ABd^3 \\ - A \cot. H.d + A \cos. P.d^2 + \frac{Ad^3}{2} \cot. H + Bd^3 \cos. P \\ - B \cot. H.d^2 - \left(C - \frac{A^3}{6}\right) \cot. H.d^3. \end{aligned}$$

Since this equation must be verified by any value of $d,$ the terms involving the same powers of d must cancel each other. Algebra, Art. 300.

Hence,

$$\textit{First.} \quad \cos. P \cot. H - A \cot. H = 0; \text{ whence } A = \cos. P.$$

$$\textit{Second.} \quad -\frac{1}{2} - \frac{A^2}{2} + A \cos. P - B \cot. H = 0.$$

Therefore,

$$B \cot. H = \cos. {}^2P - \frac{\cos. {}^2P}{2} - \frac{1}{2} = \frac{\cos. {}^2P - 1}{2} = -\frac{\sin. {}^2P}{2}.$$

$$\text{Hence} \quad B = -\frac{\sin. {}^2P}{2} \text{ tang. } H.$$

$$\textit{Third.} \quad -\frac{\cos. P}{6} - \frac{A^2 \cos. P}{2} + \frac{A}{2} - \left(C - \frac{A^3}{6}\right) = 0.$$

Whence, substituting the value of A already found,

$$\begin{aligned} 3C &= \cos. P - \cos. {}^3P \\ &= \cos. P(1 - \cos. {}^2P) \\ &= \cos. P \sin. {}^2P. \end{aligned}$$

Therefore,

$$C = \frac{1}{3} \cos. P \sin. {}^2P.$$

Substituting these values in equation (2), we obtain

$$x = d \cos. P - \frac{1}{2} \sin. {}^2P \text{ tang. } H.d^2 + \frac{1}{3} \cos. P \sin. {}^2P.d^3;$$

Or, multiplying by $\sin. 1''$, in order that x may be expressed in seconds of arc, we have

$$\phi = H - d \cos. P + \frac{1}{2} \sin. 1'' (d \sin. P)^2 \text{ tang. H} \\ - \frac{1}{2} \sin. 21'' (d \cos. P) (d \sin. P)^2 \dots \dots (3)$$

The last term of this equation never amounts to half a second, and may therefore generally be omitted.

Ex. 1. The altitude of the pole star being found $46^\circ 17' 28''$, the hour angle 5h. 42m. 4.4s. from the upper culmination, and the polar distance $1^\circ 28' 7''.68$; required the latitude of the place.

Computation by formula (3),

$d = 5287''.68 = 3.72327$	$d = 3.7233$	$d \cos. P = 2.616$
$\cos. P, 85^\circ 31' 6'' = 8.89287$	$\sin. P = 9.9987$	$(d \sin. P)^2 = 7.444$
$413''.2 = 2.61614$	3.7220	$\frac{1}{2} \sin. 21'' = 8.894$
	3.7220	$0''.1 = 8.954$
	$\text{tang. H}, 0.0196$	
	$\frac{1}{2} \sin. 1'' = 4.3845$	
	$70''.5 = 1.8481$	

Result.

Observed altitude,	H = $46^\circ 17' 28''.0$
first correction,	= $-6' 53''.2$
second correction,	= $+1' 10''.5$
third correction,	= $-0''.1$
	Latitude = $46^\circ 11' 45''.2$

The computation may also be performed by the formulas of Art. 178.

	cos. P = 8.892874
	cot. δ = 8.408935
PM = $6' 53''.3$	tang. = 7.301809
	sin. H = 9.8590542
	cos. PM = 9.9999991
	cosec. δ = 0.0001427
PM + $\phi = 46^\circ 18' 38''.5$	= 9.8591960
PM = $6' 53''.3$	
Latitude = $46^\circ 11' 45''.2$	

The method of Art. 178 is about as convenient as the one here explained, except that, when great accuracy is demanded, the former method requires logarithms to seven places.

Ex. 2. The altitude of the pole star being $43^\circ 2' 38''$ when

the hour angle was $76^{\circ} 0' 2''$ from the upper culmination, and its Dec. $88^{\circ} 31' 52''.32$; required the latitude of the observer.

Ans. $42^{\circ} 42' 18''.2$.

Ex. 3. The altitude of the pole star being found $39^{\circ} 1' 39''$, the hour angle 5h. 36m. 41s. from the upper culmination, and the polar distance $1^{\circ} 28' 7''.68$; required the latitude of the place.

Ans. $38^{\circ} 53' 36''.2$.

SIXTH METHOD.

(180.) *By observing the difference of the meridional zenith distances of two stars on opposite sides of the zenith.*

If we select two stars whose places are well known, one of which culminates to the north, and the other to the south of the observer, at nearly the same distances from the zenith, and within a short interval of time, and measure accurately the *difference* of their zenith distances, the latitude of the place of observation may thence be easily deduced. If we represent the zenith distance of the northern star by Z_n , and that of the southern star by Z_s ; also the declination of the northern star by δ_n , and that of the southern star by δ_s , then, by Art. 173, we shall have

$$\phi = \delta_n + Z_n;$$

$$\phi = \delta_s - Z_s.$$

Hence

$$2\phi = \delta_n + \delta_s + Z_n - Z_s;$$

that is, the sum of the declinations of the two stars (which are given by the catalogue), added to the difference of their zenith distances, gives twice the latitude of the place.


(181.) The instrument employed in measuring the difference of the zenith distances is called the Zenith Telescope. The figure on the next page represents this instrument in the form now used in the coast survey of the United States.

A, A are two of the feet screws which support the entire instrument, and by which the column carrying the telescope is rendered truly vertical.

C, C is the horizontal circle, 12 inches in diameter, graduated to $10'$, and reading to $10''$, by means of its vernier and microscope V.

B is the tangent screw for slow motion.

This circle serves to mark the position of the meridian, when



it has once been determined, and likewise enables the observer to turn the telescope promptly through 180° in azimuth.

D is the vertical column which supports the telescope, and about which the telescope turns freely in azimuth.

E is a horizontal axis, to one end of which is attached the telescope, T'T, which is counterpoised by the weight W, at the other end.

This axis is hollow, and through it passes the light of the lamp, H, to illumine the wires of the telescope. The telescope has a focal length of about 40 inches, and an aperture of 3 inches.

L is a level resting upon the horizontal axis, by means of which the column D is rendered truly vertical.

M is a graduated semicircle attached to the telescope, and having a vernier, N, with a microscope. This semicircle serves as a finder for setting the telescope to the altitude of the stars to be observed.

S, S is a very delicate level attached to the semicircle.

P is the parallel wire micrometer for measuring small differences of altitude, having three fixed vertical, and two movable horizontal wires.

R is the diagonal eye-piece, which is made of unusual length, so that the micrometer may not interfere with the observations. The eye-pieces employed have a field of view of from $10'$ to $15'$.

(182.) *Method of Observation.*—Select a pair of stars, the difference of whose zenith distances does not exceed a convenient range of the micrometer, say ten minutes, one of which culminates to the north, and the other south of the zenith. Having leveled the instrument, set the telescope to an altitude midway between the two stars, and bring the bubble of the level S to the middle of its scale. Bring the telescope into the plane of the meridian by setting the vernier of the horizontal circle to the point previously determined. As the first star enters the field of view, follow its image with one of the horizontal wires, and bisect it at the instant it crosses the middle vertical wire. Record the position of the level S, noting the divisions corresponding to each extremity of the bubble. Turn the telescope 180° in azimuth, being careful to preserve the same inclination to the horizon, and make a similar observation upon the second star, bisecting it with the other horizontal wire.

A comparison of the readings of the two micrometer screws will give the difference of zenith distance of the two stars, which must be corrected by the readings of the level, if the readings at each extremity are not the same in both cases; and also for the difference of the refractions of the two stars.

The stars should be so selected that their zenith distances may be as small as practicable, and should in no case exceed 25 degrees.

The following observations, made at Mount Independence, Maine, one of the coast survey stations, September 25, 1849, will illustrate this method. The pair of stars employed consisted of Nos. 6983 and 6996 of the British Association catalogue, whose apparent places were

No.	Right Ascension.			Declination.		
	h.	m.	s.	°	'	"
6983	20	10	50.05	47	15	40.70
6996	20	12	48.19	40	16	19.21

The formula for latitude is

$$2\phi = \delta_1 + \delta_2 + Z_1 - Z_2.$$

Here $\delta_1 + \delta_2 = 87^\circ 31' 59''.91$; $Z_1 - Z_2$ was found, by observation, equal to $-50''.29$. Therefore $2\phi = 87^\circ 31' 9''.62$. The observations indicated no correction for level; and the correction for difference of refraction was $-0''.02$. Hence the final latitude is $43^\circ 45' 34''.80$.

September 27th, the same stars were again observed, when $\delta_1 + \delta_2$ equaled $87^\circ 32' 0''.40$; $Z_1 - Z_2$ was found equal to $-49''.43$. The correction for level was $+0''.90$, and for refraction $-0''.02$, from which we deduce the latitude, $43^\circ 45' 35''.92$.

(183.) This method of determining latitude possesses the following advantages: 1. It eliminates almost entirely the effect of atmospheric refraction, since we only require the difference of refraction of the two stars. With a zenith distance of 25 degrees, and a difference of altitude of 24' between the two stars, this difference of refraction does not exceed half a second of arc. The observations are generally made much nearer to the zenith than 25° , and the difference of altitude is commonly but a few minutes.

2. The angular measurements required are made by means of a micrometer, so that there is no occasion for a large gradu-

ated circle, the semicircle attached to the telescope being used merely as a finder.

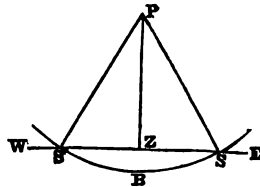
The chief objection to this method is, that the resulting latitude is affected by any error which may exist in the assumed declinations of the stars employed, and we are generally obliged to make our selections from stars whose places have not been determined with the greatest accuracy. When accurate determinations of the stars employed can be obtained with the large instruments of a fixed observatory, this objection is mostly obviated.

SEVENTH METHOD.

(184.) *By observations with a transit instrument in the prime vertical.*

This method supposes the transit instrument to be placed with its supports north and south, so that the telescope, when directed toward the horizon, points due east and west. We must then observe the passage of some known star over the same wires when the telescope is pointing west. From these observations we may determine the latitude of the place, or the declination of the star, when either of these quantities is known.

Let P represent the pole of the earth, Z the zenith of the observer, EZW the prime vertical, which is also the line described in the heavens by the transit; and let the arc SBS' be the path of a star which culminates a little south of



the zenith. Let the times at which a star crosses the field of the transit at S and S' be noted; then will the angle SPS', which is the difference of those times, be known. Then, in the right-angled spherical triangle PZS, by Napier's rule,

$$R. \cos. ZPS = \text{tang. } PZ \cot. PS.$$

Put $ZPS = P =$ half the sidereal interval between the times of east and west transit;

$$\delta = 90^\circ - PS = \text{the declination of the star};$$

$$\phi = 90^\circ - PZ = \text{the latitude of the place.}$$

Then

$$\cos. P = \cot. \phi \text{ tang. } \delta;$$

or
$$\text{tang. } \phi = \frac{\text{tang. } \delta}{\text{cos. } P} \dots \dots \dots (1)$$

which is the same as given in Art. 148.

Ex. 1. On the 16th of December, 1844, the transit of α Lyræ over the prime vertical of Cambridge was observed at 16h. 34m. 47.3s.; and again at 20h. 25m. 14.0s.; the declination of the star being $38^\circ 38' 42''.05$. Required the latitude of the observatory.

Here $P = 1\text{h. } 55\text{m. } 13.35\text{s.}$ in time, or $28^\circ 48' 20''.25$ in arc.

$\text{tang. } \delta, 38^\circ 38' 42''.05 = 9.9028601$

$\text{cos. } P, 28^\circ 48' 20''.25 = 9.9426327$

Latitude = $42^\circ 22' 48''.3$ tang. = 9.9602274

Ex. 2. On the 4th of January, 1846, the transit of α Lyræ over the prime vertical of Washington was observed at 18h. 27m. 0.35s.; and again at 19h. 28m. 1.0s.; the declination of the star being $38^\circ 38' 42''.37$. Required the latitude of the observatory.

Here $P = 0\text{h. } 30\text{m. } 30.325\text{s.}$ in time, or $7^\circ 37' 34''.87$ in arc.

$\text{tang. } \delta, 38^\circ 38' 42''.37 = 9.9028615$

$\text{cos. } P, 7^\circ 37' 34''.87 = 9.9961414$

Latitude = $38^\circ 53' 37''.1$ tang. = 9.9067201

(185.) When these observations are made for the determination of latitude, it is best to select a star which culminates but a little south of the zenith, as the same error in the observations will have less influence upon the result. The transit instrument may be brought nearly into the prime vertical, by computing the time when a star which culminates several degrees south of the zenith will pass the prime vertical. The formula

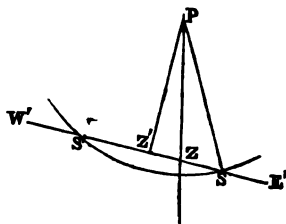
$$\text{cos. } P = \text{cot. } \phi \text{ tang. } \delta$$

gives the hour angle between the meridian and the time of transit over the prime vertical. The right ascension of the star, minus the hour angle, gives the time of the east transit; and the right ascension, plus the hour angle, gives the time of west transit.

(186.) When the instrument is brought nearly into the prime vertical, the error in azimuth may be determined as follows: Half the sum of the times of transit over the east and west verticals, gives the time of transit over the meridian of the instrument. This result should be equal to the right ascension of the star, corrected for the error of the clock. If the two results are

not equal, their difference shows the angle which the meridian of the instrument makes with the true meridian.

If the plane of the telescope deviates much from the prime vertical, the co-latitude deduced will be sensibly too small. Suppose the axis deviates to the east of north, and that the telescope describes a vertical circle, passing through $E'ZW'$; then will PZ' , which bisects SS' , be the co-latitude which results from the above formula.



The correction for this deviation may be computed as follows: Take the half sum of the times of transit over the east and west verticals, correct it for the error of the clock, and subtract the result from the star's right ascension. The difference will be the angle ZPZ' . Now, from the right-angled triangle PZZ' , we have

$$\text{tang. } PZ \cos. ZPZ' = \text{tang. } PZ' = \text{tang. } PS \times \cos. SPZ',$$

or
$$\text{tang. } \phi = \frac{\text{tang. } \delta \times \cos. ZPZ'}{\cos. SPZ'}$$

The angle ZPZ' is the same for all stars, and it is better to deduce its value from a star which culminates several degrees south of the zenith, since the same error in the observations will have less influence upon the azimuth deduced.

(187.) If we reverse the telescope upon its supports, any error of collimation or inequality of pivots will produce exactly a contrary effect on the latitude. Observations, therefore, of two stars on the same day, in reversed positions of the telescope, or of the same star on following days, in reversed positions of the telescope, will correct each other, and the mean will give the true latitude, if the declination of the star is accurately known. This is one of the best methods of determining the latitude with a portable instrument.

In the equation

$$\cos. P = \cot. \phi \text{ tang. } \delta,$$

either ϕ or δ may be computed when the other quantity is known. Hence, in a fixed observatory, when the latitude is well determined, the declinations of stars may be determined with great precision by a transit instrument, adjusted to the prime vertical.

But to accomplish this object in the best manner requires an instrument of a peculiar construction. The instrument should admit of having the level applied to it while the telescope is in the position of observation, and it should also admit of being reversed with ease and rapidity. The figure on the opposite page represents the instrument used for this purpose at the Washington Observatory, and was made by Pistor and Martins, of Berlin.

(188.) The instrument rests on a block of granite, MM, 6 feet 5 inches high, 3 feet 3 inches from east to west, and 3 feet 7 inches from north to south. This block is cut so as to form two columns $4\frac{1}{2}$ feet high, separated by a cavity which contains the reversing apparatus.

S is the axis of the instrument, terminating in two pivots, B, B, 3.6 inches in diameter; to one of which is attached the telescope, T, to the other the cylinder, U, which counterpoises the telescope. The telescope is $6\frac{1}{2}$ feet focal length, and 4.8 inches clear aperture.

V, V are the Y's which support the axis, and C, C are friction rollers, with grooves for relieving the Y's. They are regulated by the counterpoises W, W, all of which are carried by the reversing apparatus.

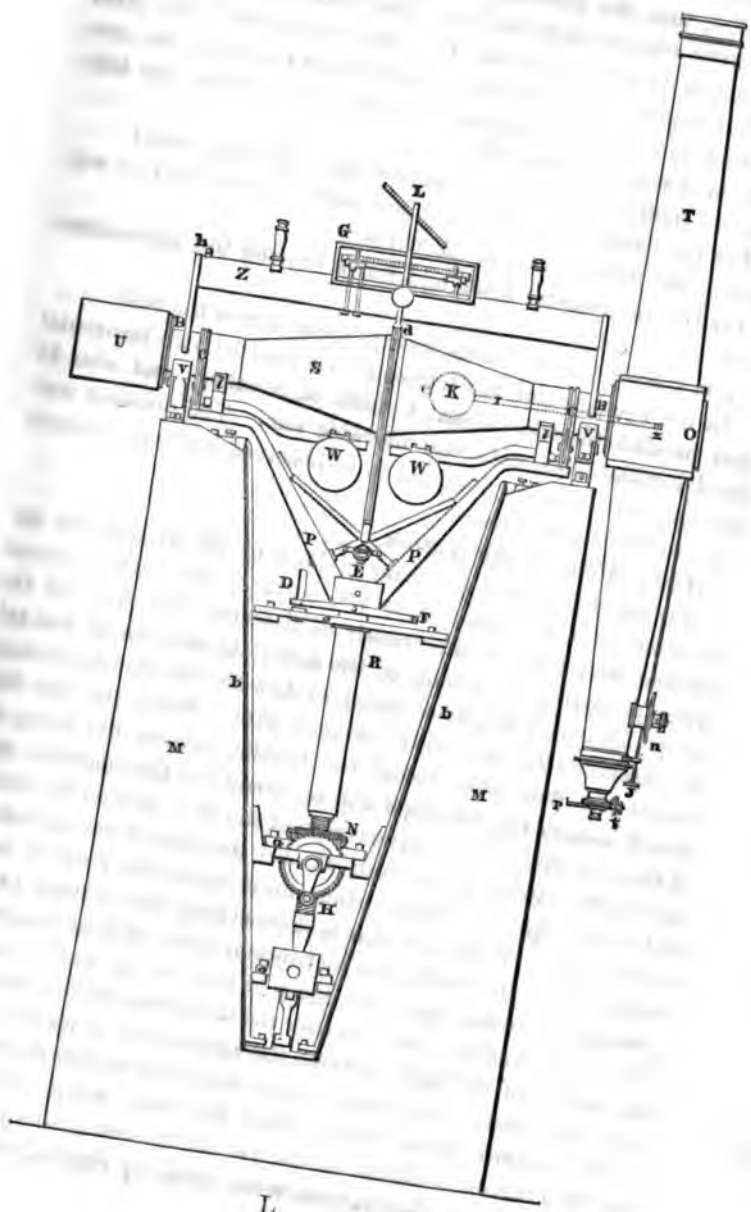
The axis, S, is hollow, and contains a lever, *r*, one end of which expands into a fork, and is firmly secured at *x* to each side of the telescope tube. To the other end of the lever is attached the counterpoise, K, which transfers the weight of the telescope to that part of the pivot which rests immediately upon the Y's. A similar counterpoise is placed on the other side, to produce the same effect with reference to the cylinder U.

Z is the striding level, which rests permanently upon the pivots B, B during the observations; and L is a mirror for illuminating the level divisions by means of a lamp. The level tube is protected by a glass case, G, and there is a cross level at *h*.

About the middle of the axis, at *d*, is a clamp for slow motion of the telescope, and a screw, with a Hook's joint, at E.

The reversing apparatus, P, P, turns on an inverted cone, working in the hollow cylinder, R, and is strengthened by the cross iron bars, *a, a, a*, which are supported by the flat iron bars, *b, b*.

H is a crank which turns a cog-wheel at N, which, by means



of a screw, lifts the hollow cylinder, R, and, by means of the forks, *l, l*, lifts the horizontal axis until the pivots, B, B, are sufficiently high to clear the Y's. The telescope is then turned to a zenith distance of about 45° , and is revolved to the other side of the pier. It is prevented from going too far by the arm F, which is so adjusted as to strike the pin D, when the telescope is exactly over the Y's.

n is a finding circle for setting the telescope upon a star.

J is the handle of a screw, which moves a slide at O for regulating the illumination of the wires.

t is the micrometer head and screw moving the micrometer wire.

p is a lever which carries the eye-piece across the field.

In the eye-piece of the telescope are inserted two horizontal and parallel threads, distant 1' from each other; and also 15 fixed vertical lines, with one movable one. The transits over the vertical lines are designed to be observed midway between the two horizontal lines.

(189.) *Mode of observation.*

Having determined the error of level of the axis, direct the telescope to a star while it is yet north of the eastern prime vertical, and observe the transit of the star over each of the wires preceding the middle of the field; the altitude of the telescope being continually changed, so that the oblique transit may be observed over the centre of each wire. When the star has passed the wire next before the middle, reverse the axis, by which means the telescope will be carried to the opposite side of the pier, and observe the passage of the star, now on the south side of the eastern prime vertical, over the same wires as before, but in the opposite order. Determine again the error of level of the axis. When the star is approaching the western prime vertical from the south, the instrument being still in its second position, ascertain again the error of level of the axis. Again observe the transit of the star over the first seven wires preceding the middle of the field; reverse the instrument to its first position, and observe the transit of the star, now on the north side of the western prime vertical, over the same wires. Finally, ascertain the error of level of the axis in the last position.

The following observations were made by Struve, with the

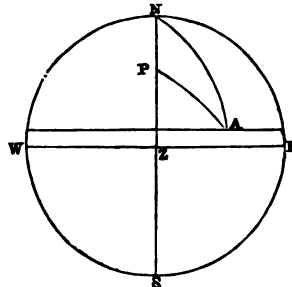
prime vertical transit of the Pulkova Observatory. The numbers in the last column are read from below, upward.

January 15, 1842. \circ Draconis.

Wires.	EAST VERTICAL.			WEST VERTICAL.		
	Telescope S.			Telescope S.		
	h.	m.	s.	h.	m.	s.
I.	17	54	30.7	19	42	51.4
II.		55	8.65	42	13.65	
III.		55	44.4	41	38.0	
IV.		56	22.25	40	59.85	
V.		57	0.6	40	21.7	
VI.		57	40.9	39	41.4	
VII.	17	58	19.5	19	39	2.7
	Telescope N.			Telescope N.		
VII.	18	1	4.0	19	36	17.85
VI.		1	45.5	35	37.0	
V.		2	29.8	34	52.35	
IV.		3	12.7	34	9.3	
III.		3	57.6	33	24.7	
II.		4	39.8	32	42.1	
I.	18	5	26.35	19	31	55.6
	Level = +0''.687			Level = +0''.923		

(190.) The reduction of the observations is made as follows, each wire being treated separately.

Let NESW represent the horizon, NS the meridian, EW the prime vertical, P the pole, and A the place of the star at its transit over one of the wires of the telescope. Join PA and NA by arcs of great circles. The projection of each wire on the sky is a small circle, whose pole is the north point, N, of the horizon. If c represent the angular distance of one of the wires from the line of collimation, $90^\circ - c$ will be the radius NA of the small circle, when the star is seen on it, north of the prime vertical, and $90^\circ + c$ when the star is south of the prime vertical.



In the triangle PNA, by Trig., Art. 225, we have
 $\cos. NA = \cos. NP \cos. PA + \sin. NP \sin. PA \cos. NPA.$
 Let $\phi = NP$ the latitude of the place;

$\delta = 90^\circ - PA =$ the star's declination ;

$t, t' =$ the hour angles SPA from the meridian, at the two observations over the same wire, in the direct and reversed positions of the axis.

Then, when the star is north of the prime vertical,

$$\cos. (90^\circ - c) = \sin. c = \cos. \phi \sin. \delta - \sin. \phi \cos. \delta \cos. t ;$$

and, when the star is south of the prime vertical,

$$\cos. (90^\circ + c) = -\sin. c = \cos. \phi \sin. \delta - \sin. \phi \cos. \delta \cos. t'.$$

Adding these two equations, we obtain

$$0 = 2 \sin. \delta \cos. \phi - \cos. \delta \sin. \phi (\cos. t + \cos. t'),$$

or, Trig., Art. 75,

$$\text{tang. } \delta \cot. \phi = \frac{\cos. t + \cos. t'}{2} = \cos. \frac{t' + t}{2} \cos. \frac{t' - t}{2}. \quad (2.)$$

This formula will furnish the declination when the latitude is known, or the latitude when the declination is known. The latitude of the Pulkova instrument is $59^\circ 46' 18''$. t' represents half the interval between the first transit east and the second transit west ; and t is half the interval between the second transit east and the first transit west.

(191.) The following is Struve's reduction of the preceding observations, a correction of $+0.09$ s. being applied to the interval W.—E. for rate of clock.

	Wire I.		Wire II.		Wire III.		Wire IV.		Wire V.		Wire VI.		Wire VII.	
	m.	s.	m.	s.	m.	s.	m.	s.	m.	s.	m.	s.	m.	s.
W.—E. { $2t'$	1 48	20.79 47	5.09	45 53.69	44 37.69	43 21.19	42 0.59	40 43.29						
{ $2t$	1 26	29.34 28	2.39	29 27.19	30 56.69	32 22.64	33 51.59	35 13.94						
$\frac{1}{2}(t' + t)$	0 48	42.53 48	46.87	48 50.22	48 53.60	48 55.96	48 58.05	48 59.31						
$\frac{1}{2}(t' - t)$	0 5	27.86	4 45.67	4 6.62	3 25.25	2 44.64	2 2.25	1 22.33						
cos. $\frac{1}{2}(t' + t)$	9.9901167		0871	0642	0411	0250	0107	0020						
cos. $\frac{1}{2}(t' - t)$	9.9998765		9063	9301	9516	9688	9828	9922						
tang. ϕ	0.2345728		5728	5728	5728	5728	5728	5728						
tang. δ	0.2245660		5662	5671	5655	5666	5663	5670						
δ	59 11	39.00	39.04	39.23	38.90	39.12	39.06	39.21						

The mean error of level of the instrument may be applied to ϕ , or we may apply a correction to the declination obtained with a constant value of ϕ . If the inclination of the axis be denoted by I , which is the mean of the two inclinations, telescope N and telescope S, then $\phi + I$ should be used in place of ϕ , in formula (2), Art. 190. Now, by formula (1), Art. 184, we have

$$\text{tang. } \delta = \text{tang. } \phi \cos. P.$$

By differentiating, supposing P constant, we obtain

$$d\delta \sec. ^2\delta = d\phi \sec. ^2\phi \cos. P.$$

Hence

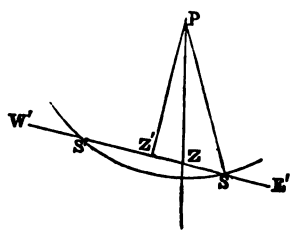
$$d\delta = d\phi \frac{\sec. ^2\phi \operatorname{tang.} \delta}{\sec. ^2\delta \operatorname{tang.} \phi} = d\phi \frac{\cos. \delta \sin. \delta}{\cos. \phi \sin. \phi} = d\phi \frac{\sin. 2\delta}{\sin. 2\phi},$$

or
$$d\delta = \frac{\sin. 2\delta}{\sin. 2\phi} I.$$

In the preceding observations the mean inclination of the axis was $+0''.805$.

The mean value of δ	= $59^\circ 11' 39''.071$
Correction for inclination of axis	+ $0''.814$
Observed declination	= $59^\circ 11' 39''.885$

(192.) The declination thus found is not correct, unless the telescope is truly adjusted to the prime vertical. Suppose there is an error in the azimuth of the instrument equal to a or $90^\circ - PZZ'$; then, in the triangle PZZ' ,



$$\operatorname{tang.} P = \frac{\cot. PZZ'}{\cos. PZ} = \frac{\operatorname{tang.} a}{\sin. \phi}.$$

If the error in azimuth be small, we may assume

$$P = \frac{a}{\sin. \phi},$$

which represents the angle at the pole, between the true meridian and the meridian of the instrument. The instant of the star's passage over the meridian of the instrument is equal to the half sum of the east and west transits. Thus, in the preceding observation, we have

Wires.	Telescope S.	Telescope N.
I.	18h. 48m. 41.10s.	18h. 48m. 40.93s.
II.	41.15s.	41.25s.
III.	41.20s.	41.07s.
IV.	41.05s.	41.00s.
V.	41.15s.	41.15s.
VI.	41.15s.	40.95s.
VII.	41.10s.	40.97s.
	Mean, 18h. 48m. 41.13s.	41.05s.

Mean, 18h. 48m. 41.09s.

The instant of meridian passage requires a small correction for the difference of inclinations of the axis in the two verticals.

This correction in the present case amounts to $-0.08s.$; and hence the true time of meridian passage by the instrument is
18h. 48m. 41.01s.

The star's right ascension, corrected for error of the clock, was
18h. 48m. 41.86s.

Hence $P = -0.85s.$ in time, is the angle of the two meridians.

For the azimuth of the axis of rotation, reckoned from the south round by the west,

$$a = 15P \sin. \phi, \text{ in arc.}$$

In the present case,

$$a = -11''.0, \text{ in arc.}$$

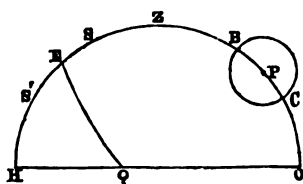
The effect of this small azimuthal error upon the declination is inappreciable.

It is the opinion of Struve that, with this instrument, changes in the apparent declination of zenith stars, amounting to a small fraction of a second, may be detected. This instrument may therefore be employed to determine the aberration of light, and the annual parallax of zenith stars. The bright star α Lyræ culminates about $15'$ south of the zenith of Washington Observatory, and this star has been observed by Professor Hubbard with great care, for the purpose of determining its annual parallax, which, according to the Pulkova observations, amounts to about $0''.2$

CHAPTER VII.

ECLIPTIC.

(193.) WHEN an observer has obtained the latitude of his station, he is prepared with an astronomical circle to determine the apparent declinations of the heavenly bodies. For the elevation of the equator, EH, is the complement of PO, the elevation of the pole; and if from SH, the altitude of a star, we subtract EH, the elevation of the equator, we shall obtain the star's declination. This rule will hold for all the heavenly bodies at their upper culmination, if we measure their altitude from the south horizon. Or, if we represent the latitude by ϕ , and the zenith distance by Z, when a body culminates south of the zenith, we have



$$\delta = \phi - Z.$$

If it culminate north of the zenith, and *above* the pole,

$$\delta = \phi + Z.$$

If it culminate north of the zenith, and *below* the pole,

$$\delta = 180^\circ - (\phi + Z).$$

(194.) If the declination of the sun be observed during a whole year, whenever it passes the meridian, upon comparing the results it will be found that, on the 22d of December, the declination has its greatest value on the southern side of the equator; that it diminishes till the 21st of March, when the declination is exactly or nearly zero; and that it afterward increases on the northern side of the equator till June 21. From this time the declination diminishes till the 23d of September, when it is again zero, and increases again on the southern side of the equator till the 22d of December.

The greatest observed northern and southern declinations of the sun constitute approximate values of the angles at which the plane of the ecliptic and the plane of the equator intersect each other; and the times at which the declinations are nearly

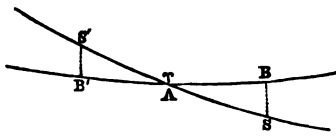
zero, are the approximate times when the sun, in ascending and descending, crosses the plane of the earth's equator; but as the observations are only made at the instants of apparent noon at the station, it is not probable that the greatest or least declination will take place precisely at the instant of observation; and therefore a computation must be made to obtain these elements with sufficient accuracy.

Right ascension is reckoned from the vernal equinox; and a clock regulated to exact sidereal time should indicate 0h. 0m. 0s. when the vernal equinox is passing the meridian.

PROBLEM.

(195.) *To find the position of the equinoctial points.*

Observe the altitude of the sun when on the meridian upon the day which precedes and the day which follows the equinox. These altitudes, corrected for refraction and parallax, will furnish the declinations δ and δ' , one south and the other north. Let



T represent the interval between the observations, expressed in sidereal time. Let A be the place of the equinox, BB' the equator, SS' the ecliptic, S and S' the places of the sun on two successive days, one preceding and the other following the equinox; also, let BS and B'S' be the observed declinations. Then, suppose the motion in declination and right ascension to be uniform at this time, as they are very nearly, we shall have

$$BS + B'S' : BS :: BB' : BA,$$

or $\delta + \delta' : \delta :: T - 24h. : \text{diff. right asc. between B and A.}$

Ex. 1. On the 20th of March, 1851, the sun's declination at noon was observed at Greenwich to be 16' 33''.29 S., and March 21st it was 7' 7''.54 N.; also the sidereal interval between the observations was 24h. 3m. 38.23s. What was the sun's right ascension at noon, March 21st?

In this case we shall have the proportion

$$16' 33''.29 + 7' 7''.54 : 7' 7''.54 :: 3m. 38.23s. : 65.67s.$$

Therefore the sun's right ascension at noon, March 21st, was

0h. 1m. 5.67s.

Ex. 2. On the 22d of September, 1851, at noon, the sun's declination observed at Greenwich was $3^{\circ} 51' 53''$ N., and on the 23d it was $19^{\circ} 33' 76''$ S.; also the sidereal interval of the transits was 24h. 3m. 36.13s. What was the sun's right ascension at noon, September 23d?

Ans. 12h. 3m. 0.52s.

Ex. 3. On the 22d of September, 1846, at noon, the sun's declination, observed at Washington, was $17^{\circ} 2' 80''$ N., and on the 23d it was $6^{\circ} 21' 56''$ S.; also, the sidereal interval of the transits was 24h. 3m. 35.50s. What was the sun's right ascension at the second observation?

Ans. 12h. 0m. 58.55s.

(196.) These computations should be made both for March and September, when the sun crosses the equator. If the sidereal clock were correct, it would be found to indicate 12 hours when the sun is on the meridian at the autumnal equinox; from which we infer that the two equinoctial points are distant from one another 180 degrees. If now we observe some star which passes the meridian about the same time with the vernal equinox (as, for example, α Andromedæ), its right ascension will be known; and having settled the right ascension of one star, the right ascension of other stars may thence be deduced. Thus, taking the apparent right ascension of α Andromedæ on January 31, 1853, to be 0h. 0m. 46.10s., let the index of the clock be set to that time when α Andromedæ is on the meridional wire of the transit telescope. The clock, if it goes correctly, will denote the right ascension of other stars when they are bisected by the meridional wire. Thus, on the above day,

Aldebaran passing the meridional wire at 4h. 27m. 29.19s.

Capella " " " " " 5h. 5m. 50.26s.

Rigel " " " " " 5h. 7m. 28.58s.

Sirius " " " " " 6h. 38m. 40.82s.

these times would be the apparent right ascensions of those stars.

The star selected by any astronomer to regulate the right ascensions of other stars is called his fundamental star. Dr. Maskelyne, at the Greenwich Observatory, employed α Aquilæ for this purpose; while, at the Washington Observatory, α Andromedæ is employed.

(197.) When a number of stars have had their right ascensions determined by referring them to some fundamental star, they will all be charged with the error which may happen to belong to this star; and it is an object of the utmost importance to ascertain the existence and quantity of such error. The difficulty lies in determining accurately the position of the first point of Aries, from which the right ascensions of all the stars are counted. The course pursued, therefore, by astronomers, is first to find the sun's right ascension, by comparing the transit of his centre with the transit of the fundamental star, or with the transits of several principal stars, related to it by known differences; and, secondly, to compute from his observed declination the right ascension belonging to the moment of the meridian passage. These operations should be performed on several days, near both the vernal and autumnal equinox. The right ascensions derived from a comparison with the stars should agree with those derived from the observed declinations of the sun. If there be a constant difference, this will be the correction to be applied to the assumed right ascension of the fundamental star. The sun's right ascension is deduced from his declination in the following manner:



Let AC represent a part of the equator, AD a part of the ecliptic, and A be the first point of Aries. Suppose the sun to be at S, and draw SB perpendicular to AC; then AB will be the right ascension of the sun, and SB his declination.

But, by Napier's rule,

$$\text{rad.} \times \sin. AB = \cotang. SAB \times \text{tang.} SB;$$

that is,

$$\sin. R. A. = \cotang. \text{obliquity} \times \text{tang.} \text{dec.}$$

Or, representing the sun's declination by δ , and the obliquity of the ecliptic by ω , we have

$$\sin. R. A. = \frac{\text{tang.} \delta}{\text{tang.} \omega}.$$

Ex. 1. The following observations of the sun's centre were made at Greenwich in 1851:

Date.	Sun's R. A. observed.			Sun's Dec. observed.		
	<i>h.</i>	<i>m.</i>	<i>s.</i>	<i>°</i>	<i>'</i>	<i>"</i>
Sept. 15	11	34	16.15	2	47	0.18 N.
16		37	51.22	2	23	50.70 N.
21		55	48.55	0	27	15.35 N.
22		59	24.19	0	3	51.53 N.
23	12	3	0.32	0	19	33.76 S.

It is required to find the mean correction of the right ascensions, the obliquity of the ecliptic being $23^{\circ} 27' 28''.15$.

The computation for September 15 is as follows :

$$\text{tang. } \delta, 2^{\circ} 47' 0''.18 = 8.6867922$$

$$\text{tang. } \omega, 23^{\circ} 27' 28''.15 = 9.6374270$$

$$\text{sin. R. A., 11h. 34m. 16.13s.} = 9.0493652$$

The observed right ascension was 11h. 34m. 16.15s.

$$\text{Error of the observed R. A.} + 0.02\text{s.}$$

In the same way the 2d observation gives +0.03s.

$$\text{" " 3d " " } - 0.19\text{s.}$$

$$\text{" " 4th " " } - 0.24\text{s.}$$

$$\text{" " 5th " " } - 0.01\text{s.}$$

$$\text{The mean} = - 0.08\text{s.}$$

That is, the observed right ascensions appear to be too small by 0.08s.

Similar observations should be made at each equinox every year, until it appears that no further correction is required.

Ex. 2. The following observations of the sun's centre were made at Washington in 1846 :

Date.	Sun's R. A.			Sun's Dec.		
	<i>h.</i>	<i>m.</i>	<i>s.</i>	<i>°</i>	<i>'</i>	<i>"</i>
Sept. 16	11	35	49.40	+2	36	56.46
21	11	53	46.89	+0	40	29.52
22	11	57	22.79	+0	17	2.80
23	12	0	58.29	-0	6	18.71
25	12	8	10.58	-0	53	11.50
28	12	18	59.37	-2	3	28.11


It is required to find the mean correction of the right ascensions, the obliquity of the ecliptic being $23^{\circ} 27' 25''.88$.

$$\text{Ans.} + 0.06\text{s.}$$

PROBLEM.

(198.) *To find the obliquity of the ecliptic.*

Observe the right ascension and declination of the sun near one of the solstices. If the sun were exactly at the solstice at one of the observations, the observed declination would be the obliquity required. But as such a coincidence can seldom happen, it is customary to take observations on several days both before and after the solstice, and compute the reduction to the solstice. This may be done in the following manner :



Let AB represent the equator, AS the ecliptic, A the vernal equinox, S the solstice, and S' the place of the sun near the solstice. Let fall the perpendicular S'B' upon the equator.

Then, by Napier's rule,

$$R. \sin. AB' = \text{tang. } S'B' \cot. BAS.$$

Put δ = the observed declination ; $h = BB' = 6h$. — the sun's right ascension ; ω = the obliquity of the ecliptic ; and x = the required correction to obtain the declination at the solstice. Then

$$\sin. AB' = \text{tang. } \delta \cot. \omega,$$

or
$$\cos h = \frac{\text{tang. } \delta}{\text{tang. } \omega}.$$

By Trig., Art. 76,

$$\begin{aligned} \frac{\sin. (\omega - \delta)}{\sin. (\omega + \delta)} &= \frac{\text{tang. } \omega - \text{tang. } \delta}{\text{tang. } \omega + \text{tang. } \delta} = \frac{1 - \frac{\text{tang. } \delta}{\text{tang. } \omega}}{1 + \frac{\text{tang. } \delta}{\text{tang. } \omega}} = \frac{1 - \cos. h}{1 + \cos. h} \\ &= \frac{2 \sin. \frac{1}{2} h}{2 \cos. \frac{1}{2} h} \quad \text{Trig., Art. 74,} = \text{tang. } \frac{1}{2} h; \end{aligned}$$

that is, $\sin. (\omega - \delta) = \text{tang. } \frac{1}{2} h \sin. (\omega + \delta).$

When the required correction is small, we may put $\omega - \delta$ for $\sin. (\omega - \delta)$, and dividing by $\sin. 1''$, to have x expressed in seconds, we obtain

$$x = \omega - \delta = \frac{\text{tang. } \frac{1}{2} h \sin. (\omega + \delta)}{\sin. 1''} \dots \dots (1)$$

which is the correction in seconds to be added to the observed declination, to obtain the obliquity.

Ex. 1. In June, 1851, the following observations were made at Greenwich :

June 17.	Sun's R. A.	5h. 40m. 59.17s.	Dec. 23° 23' 7''.57
" 19.	"	5 49 18.63	" 26 4 .87
" 21.	"	5 57 37.76	" 27 22 .56
" 26.	"	6 18 25.27	" 23 21 .25
" 27.	"	6 22 34.12	" 21 18 .59
" 28.	"	6 26 43.59	" 18 53 .14
" 30.	"	6 35 1.20	" 12 47 .16

It is required to determine the obliquity of the ecliptic.

Assume for the obliquity the greatest observed declination, or $23^{\circ} 27' 22''.56$. Then, for June 17th, the reduction will be as follows :

$$h = 19m. 0.83s. = 4^{\circ} 45' 12''.45; \frac{1}{2}h = 2^{\circ} 22' 36''.2.$$

By formula (1),

$$\begin{aligned} \text{tang. } \frac{1}{2}h &= 8.618105 \\ &8.618105 \\ \text{sin. } 46^{\circ} 50' 30''.13 &= 9.863005 \\ \text{cosec. } 1'' &= 5.314425 \\ \text{Correction, } 259''.20 &= 2.413640 \end{aligned}$$

This correction being added to the observed declination, $23^{\circ} 27' 7''.57$, gives

			The obliquity of the ecliptic = $23^{\circ} 27' 26''.77$
In like manner the 2d observation gives			26 .80
" " 3d	"	"	26 .59
" " 4th	"	"	24 .55
" " 5th	"	"	23 .78
" " 6th	"	"	25 .17
" " 7th	"	"	26 .39

The mean is $23^{\circ} 27' 25''.72$

(199.) It may be thought that this method involves a vicious principle, inasmuch as it requires a knowledge of ω to enable us to find the value of ω . But it will be noticed that only an approximate knowledge of ω is required to furnish a very accurate value of the correction x . In reducing the preceding observation of June 17, an error of one minute in the assumed value of ω will occasion an error of less than one tenth of a second in the computed reduction.

This is but one example of a very common case in astronomy, in which we employ an approximate value of an unknown quantity to obtain a more accurate determination.

Ex. 2. The following observations were made at Greenwich in 1850 :

June 17.	Sun's R. A.	5h. 41m. 59.36s.	Dec.	23° 23' 29".18
" 18.	"	5 46 8.94	"	25 7 .16
" 20.	"	5 54 27.74	"	27 0 .73
" 21.	"	5 58 37.40	"	27 23 .24
" 22.	"	6 2 46.82	"	27 17 .83
" 24.	"	6 11 5.83	"	25 54 .95
" 25.	"	6 15 14.88	"	24 38 .84
" 26.	"	6 19 24.40	"	22 55 .04

Required the obliquity of the ecliptic.

Ans. 23° 27' 23".88.

Ex. 3. The following observations were made at Washington in 1846 :

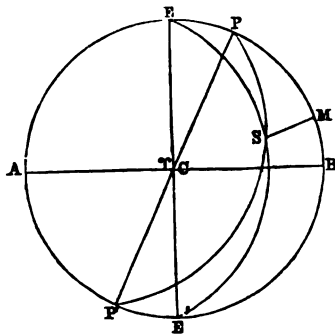
Dec. 18.	Sun's R. A.	17h. 44m. 37.21s.	Dec.	23° 24' 32".69
" 21.	"	17 57 56.81	"	27 20 .43
" 22.	"	18 2 23.51	"	27 19 .64
" 23.	"	18 6 50.17	"	26 49 .82

Required the obliquity of the ecliptic.

Ans. 23° 27' 23".20.

PROBLEM.

(200.) *To find the longitude and latitude of a star, when its right ascension and declination are known.*



Let P represent the pole of the equator, E the pole of the ecliptic, C the first point of Aries, PSP' an hour circle passing through the star S, and ESE' a circle of latitude passing through the same star. Then AEBE' represents the solstitial colure, EP represents the obliquity of the ecliptic, PS the polar distance of the star, ES its co-latitude; SPB is the complement of its right ascension, and SEB

Required the longitude and latitude of the star.

is the complement of its longitude. Draw SM perpendicular to PB. Represent PM by a ; also represent the longitude of the star S by L , its latitude by l , and the obliquity of the ecliptic by ω .

Now, by Napier's rule, we have

$$R. \cos. SPM = \text{tang. PM cot. PS};$$

that is, $\sin. R. A. = \text{tang. } a \text{ tang. Dec.},$
 or $\text{tang. } a = \sin. R. A. \text{ cot. Dec.} \dots\dots (A)$

Also, $EM = EP + PM = a + \omega.$

Again, Trig., Art. 216, Cor. 3,

$$\sin. EM : \sin. PM :: \text{tang. SPM} : \text{tang. SEM};$$

that is,

$$\sin. (a + \omega) : \sin. a :: \text{cot. R. A.} : \text{cot. L} :: \text{tang. L} : \text{tang. R. A.},$$

or $\text{tang. L} = \frac{\text{tang. R. A.} \sin. (a + \omega)}{\sin. a} \dots\dots (1)$

Also, $\text{tang. EM cot. ES} = R. \cos. SEM;$

that is, $\text{tang. } l = \text{cot. } (a + \omega) \sin. L \dots\dots (2)$

Also, Trig., Art. 216,

$$\cos. PM : \cos. EM :: \cos. PS : \cos. ES;$$

that is, $\sin. l = \frac{\cos. (a + \omega) \sin. Dec.}{\cos. a} \dots\dots (3)$

And $R. \cos. SEP = \text{tang. EM cot. ES};$

that is, $\sin. L = \text{tang. } (a + \omega) \text{ tang. } l \dots\dots (4)$

Ex. 1. On the 1st of January, 1851, the R. A. of Capella was 5h. 5m. 42.03s., and its Dec. $45^\circ 50' 22''.4$ N.; required its latitude and longitude, the obliquity of the ecliptic being $23^\circ 27' 25''.47$.

By equation (A),

$$\begin{aligned} R. A. 76^\circ 25' 30''.45 & \sin. = 9.9876948 \\ Dec. 45^\circ 50' 22''.4 & \text{cot.} = 9.9872707 \\ a = 43^\circ 20' 58''.31 & \text{tang.} = 9.9749655 \\ \omega = 23^\circ 27' 25''.47 & \\ a + \omega = 66^\circ 48' 23''.78 & \end{aligned}$$

By equation (1),

$$\begin{aligned} \text{tang. R. A.} & = 0.6171524 \\ \sin. (a + \omega) & = 9.9634009 \\ \text{cosec. } a & = 0.1633928 \\ L = 79^\circ 46' 40''.93 & \text{tang.} = 0.7439461 \end{aligned}$$

By equation (2), $\cot. (a + \omega) = 9.6319144$
 $\sin. L = 9.9930515$
 $l = 22^\circ 51' 48''.14 \text{ tang.} = \overline{9.6249659}$

By equation (3), $\cos. (a + \omega) = 9.5953154$
 $\sin. \text{Dec.} = 9.8557564$
 $\sec. a = 0.1383583$
 $l = 22^\circ 51' 48''.14 \text{ sin.} = \overline{9.5894301}$

By equation (4), $\text{tang.} (a + \omega) = 0.3680856$
 $\text{tang.} l = \overline{9.6249659}$
 $L = 79^\circ 46' 41''.00 \text{ sin.} = \overline{9.9930515}$

Formulas (3) and (4) give nearly the same result as formulas (1) and (2). Formulas (1) and (2) are, however, to be preferred, because the tangents vary more rapidly than the sines, especially near 90° .

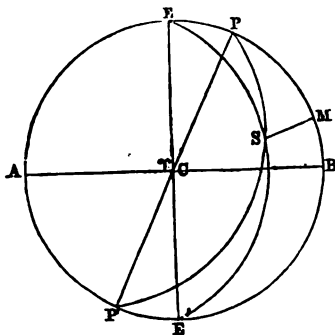
Formulas which furnish the value of an unknown quantity by means of its tangent or cotangent, are generally more accurate than those which furnish it by means of its sine or cosine.

Ex. 2. On the 1st of January, 1851, the R. A. of Regulus was 10h. 0m. 25.87s., and its Dec. $12^\circ 41' 32''.7$ N. Required its latitude and longitude, the obliquity of the ecliptic being $23^\circ 27' 25''.47$.

Ans. Latitude, $0^\circ 27' 35''.3$ N.
 Longitude, $147^\circ 45' 30''.3$.

PROBLEM.

(201.) To find the right ascension and declination of a star when its latitude and longitude are known.



Using the same figure as in the last problem, and employing the same notation, except that we represent EM by a , we obtain

$\text{tang. EM cot. ES} = R. \cos. SEM;$
 that is,
 $\text{tang. EM} = \text{tang. } a$
 $= \sin. L \cot. l \dots (A)$

Also,

$PM = EM - EP = a - \omega.$

Again, $\sin. PM : \sin. EM :: \text{tang. SEM} : \text{tang. SPM}$;
 that is,

$$\sin. (a - \omega) : \sin. a :: \cot. L : \cot. R. A. :: \text{tang. R. A.} : \text{tang. L.}$$

Therefore, $\text{tang. R. A.} = \frac{\text{tang. L} \sin. (a - \omega)}{\sin. a} \dots \dots (1)$

Also, $\text{tang. PM} \cot. PS = R. \cos. SPM$;
 that is, $\text{tang. Dec.} = \cot. (a - \omega) \sin. R. A. \dots \dots (2)$

Also, $\cos. EM : \cos. PM :: \cos. ES : \cos. PS$;

that is, $\sin. Dec. = \frac{\cos. (a - \omega) \sin. l}{\cos. a} \dots \dots (3)$

And $R. \cos. SPM = \text{tang. PM} \cot. PS$;
 that is, $\sin. R. A. = \text{tang. (} a - \omega \text{) tang. Dec.} \dots (4)$

Ex. 1. On the 1st of January, 1851, the longitude of Capella was $79^\circ 46' 40''.93$, and its latitude $22^\circ 51' 48''.14$ N. ; required its right ascension and declination, the obliquity of the ecliptic being $23^\circ 27' 25''.47$. ..

By equation (A), $\sin. L = 9.9930515$
 $\cot. l = 0.3750341$
 $a = 66^\circ 48' 23''.78 \text{ tang.} = 0.3680856$
 $\omega = 23^\circ 27' 25''.47$
 $a - \omega = 43^\circ 20' 58''.31$

By equation (1), $\text{tang. L} = 0.7439461$
 $\sin. (a - \omega) = 9.8366072$
 $\text{cosec. } a = 0.0365991$
 $R. A. 76^\circ 25' 30''.45 \text{ tang.} = 0.6171524$

By equation (2), $\cot. (a - \omega) = 0.0250345$
 $\sin. R. A. = 9.9876948$
 $\text{Dec. } 45^\circ 50' 22''.4 \text{ tang.} = 0.0127293$

By equation (3), $\sin. l = 9.5894301$
 $\cos. (a - \omega) = 9.8616417$
 $\sec. a = 0.4046846$
 $\text{Dec.} = 45^\circ 50' 22''.4 \sin. = 9.8557564$

By equation (4), $\text{tang. (} a - \omega \text{) = 9.9749655}$
 $\text{tang. Dec.} = 0.0127293$
 $R. A. = 76^\circ 25' 30''.4 \sin. = 9.9876948$

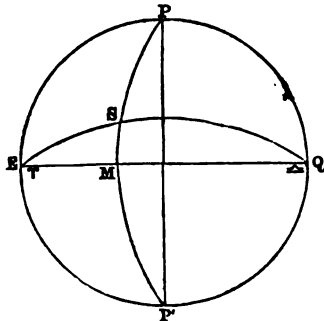
In this example we have reproduced the results of *Ex. 1* in the preceding problem. Equations (1) and (2) are to be preferred to equations (3) and (4), for the reason given in the preceding Article.

Ex. 2. On the 1st of January, 1851, the longitude of Regulus was $147^\circ 45' 30''.3$, and its latitude $0^\circ 27' 35''.3$ N.; required its right ascension and declination, the obliquity of the ecliptic being $23^\circ 27' 25''.47$.

Ans. Right ascension, 10h. 0m. 25.87s.
Declination, $12^\circ 41' 32''.7$ N.

PROBLEM.

(202.) *To compute the longitude, right ascension, and declination of the sun, any one of these quantities, together with the obliquity of the ecliptic, being given.*



Let EPQP' represent the equinoctial colure, EMQ the equator, ESQ the ecliptic, E the first point of Aries, S the place of the sun, PSP' an hour circle passing through the sun; then EM is the sun's right ascension, SM his declination, ES his longitude, and MES the obliquity of the ecliptic. Then, in the triangle ESM, we have

$$\text{tang. ME cot. SE} = R. \cos. E;$$

that is, representing the obliquity by ω ,

$$\text{tang. R. A.} = \text{tang. Long.} \cos. \omega \dots \dots (1)$$

and
$$\text{tang. Long.} = \frac{\text{tang. R. A.}}{\cos. \omega} \dots \dots (2)$$

Also,
$$R. \sin. ME = \text{tang. MS cot. E};$$

that is,
$$\sin. R. A. = \text{tang. Dec. cot. } \omega \dots \dots (3)$$

and
$$\text{tang. Dec.} = \sin. R. A. \text{ tang. } \omega \dots \dots (4)$$

Also,
$$R. \sin. MS = \sin. E \sin. ES;$$

that is,
$$\sin. Dec. = \sin. \omega \sin. \text{Long.} \dots \dots (5)$$

and
$$\sin. \text{Long.} = \frac{\sin. Dec.}{\sin. \omega} \dots \dots (6)$$

Also, $R. \cos. ES = \cos. ME \cos. MS;$
 that is, $\cos. Long. = \cos. R. A. \cos. Dec. \dots \dots (7)$
 and $\cos. R. A. = \frac{\cos. Long.}{\cos. Dec.} \dots \dots \dots (8)$

Ex. 1. On the 1st of June, 1852, at Greenwich mean noon, the sun's right ascension was 4h. 38m. 0.88s., and his declination $22^\circ 7' 13''.7$ N.; required his longitude.

By formula (7),
 $\cos. R. A. = 69^\circ 30' 13''.2 = 9.5442510$
 $\cos. Dec. = 9.9667958$
 $Longitude = 71^\circ 4' 20''.3 \cos. = 9.5110468$

Ex. 2. On the 1st of January, 1852, the sun's right ascension was 18h. 44m. 49.47s., and his declination $23^\circ 3' 28''.0$ S.; required his longitude.

Ans. $280^\circ 18' 2''.4$.

Ex. 3. On the 20th of May, 1852, the sun's longitude was $59^\circ 33' 42''.5$, and the obliquity of the ecliptic $23^\circ 27' 29''.06$; required his right ascension and declination.

By formula (1),
 $tang. Long. = 0.2309234$
 $\cos. \omega = 9.9625359$
 $57^\circ 21' 32''.94 \ tang. = 0.1934593$
 $R. A. = 3h. 39m. 26.20s.$

By formula (5),
 $\sin. Long. = 9.9355960$
 $\sin. \omega = 9.5999681$
 $Dec. 20^\circ 4' 21''.96 \ sin. = 9.5355641$

Ex. 4. On the 27th of October, 1852, the sun's longitude was $214^\circ 14' 45''.2$, and the obliquity of the ecliptic $23^\circ 27' 30''.69$; required his right ascension and declination.

Ans. Right ascension, 14h. 7m. 56.39s.
 Declination, $12^\circ 56' 43''.1$ S.

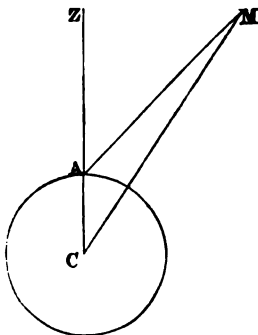
CHAPTER VIII.

PARALLAX.

(203.) THE fixed stars are so distant from the earth, that their relative positions are sensibly the same, from whatever point of the earth's surface we may view them. It is otherwise with the sun, moon, and planets, which are near enough (especially the moon) to be displaced by change of station on our globe. Two spectators, situated on different points of the earth's surface, and viewing the moon at the same instant, do not see it in the same direction. In order that astronomers residing at different points of the earth's surface may be able to compare their observations, it is necessary to take account of this effect of the difference of their stations, and it is convenient to adopt some centre of reference common to all the world, to which each astronomer may reduce his observations. The common point of reference universally agreed upon is the centre of the earth; and the difference between the apparent positions of a heavenly body, as seen from the surface or the centre of the earth, is called its parallax.

PROBLEM.

(204.) *To find the parallax of the moon, etc., in altitude.*



Let C represent the centre of the earth, A the place of the observer on its surface, M the moon, and CAZ the direction of a perpendicular to the surface at A. Then will the moon be seen from A in the direction AM, and its apparent zenith distance will be ZAM; whereas, if seen from the centre of the earth, it would appear in the direction CM, with an angular distance from the zenith of A equal to ZCM; so that ZAM - ZCM, or AMC, is the parallax.

Let us put $r=AC$, the radius of the earth ;
 $R=CM$, the moon's distance from the earth's centre ;
 $z=ZCM$, the moon's true zenith distance ;
 $z'=ZAM$, the moon's apparent zenith distance ;
 $q=AMC$, the moon's parallax in altitude.

In the triangle ACM , we have

$$CM : CA :: \sin. CAM : \sin. AMC,$$

or
$$\sin. q = \frac{r}{R} \sin. z' ;$$

that is, the sine of the parallax in altitude = $\frac{\text{Radius of earth}}{\text{Distance of body}}$
 \times sine of the apparent zenith distance.

The parallax, therefore, for a given place, and a given distance of the body observed, is proportional to the sine of its apparent zenith distance, and is therefore the greatest when the body is observed in the act of rising or setting, in which case its parallax is called its *horizontal* parallax.

If we designate by p the horizontal parallax, we shall have, when $z'=90^\circ$,

$$\sin. p = \frac{r}{R}.$$

Hence
$$\sin. q = \sin. p \sin. z' \dots \dots \dots (1)$$

 that is, *the sine of the parallax in altitude is equal to the sine of the horizontal parallax, into the sine of the apparent zenith distance.*

(205.) This formula furnishes the parallax when the apparent zenith distance is known, but when the true zenith distance is given we require a different formula, which is obtained as follows :

The angle $ZAM = ACM + AMC ;$
 that is, $z' = z + q.$

Hence
$$\sin. q = \sin. p \sin. (z + q)$$

$$= \sin. p \sin. z \cos. q + \sin. p \cos. z \sin. q, \text{ by Trig., Art. 72.}$$

Dividing each member by $\cos. q$, we obtain

$$\text{tang. } q = \sin. p \sin. z + \sin. p \cos. z \text{ tang. } q.$$

Whence
$$\text{tang. } q = \frac{\sin. p \sin. z}{1 - \sin. p \cos. z} \dots \dots \dots (2)$$

which formula furnishes the parallax in altitude when the true zenith distance is known; but the expression is not convenient for computation by logarithms. If we divide the numerator of this expression by the denominator, we shall have
 $\text{tang. } q = \sin. p \sin. z + \sin. {}^2p \sin. z \cos. z + \sin. {}^3p \sin. z \cos. {}^2z +$
 etc.

But by the Calculus, Art. 324, Ex. 2,

$$q = \text{tang. } q - \frac{\text{tang. } {}^3q}{3} +, \text{ etc.}$$

Hence

$$q = \sin. p \sin. z + \sin. {}^2p \sin. z \cos. z + \sin. {}^3p \sin. z \cos. {}^2z - \frac{\sin. {}^3p \sin. {}^3z}{3} +, \text{ etc.} \dots \dots \dots (A)$$

But by Trig., Art. 73,

$$\sin. z \cos. z = \frac{\sin. 2z}{2}.$$

Also, Trig., Art. 79,

$$\sin. 3z = 4 \sin. z \cos. {}^2z - \sin. z,$$

and

$$\cos. {}^2z - 1 = -\sin. {}^2z.$$

Therefore

$$\sin. z \cos. {}^2z - \sin. z = -\sin. {}^3z;$$

that is,

$$\sin. 3z = 3 \sin. z \cos. {}^2z - \sin. {}^3z,$$

or

$$\frac{\sin. 3z}{3} = \sin. z \cos. {}^2z - \frac{\sin. {}^3z}{3}.$$

Therefore, by substitution in equation (A), we obtain

$$q = \sin. p \sin. z + \frac{\sin. {}^2p \sin. 2z}{2} + \frac{\sin. {}^3p \sin. 3z}{3} +, \text{ etc.}$$

If we wish to have q expressed in seconds, we must divide by $\sin. 1''$, and we shall have

$$q = \frac{\sin. p \sin. z}{\sin. 1''} + \frac{\sin. {}^2p \sin. 2z}{\sin. 2''} + \frac{\sin. {}^3p \sin. 3z}{\sin. 3''} +, \text{ etc.} \dots (3)$$

which furnishes the parallax in terms of the true zenith distance by a series which converges rapidly.

(206.) The parallax of the sun and planets is so small, that we may employ the more convenient formula,

$$q = p \sin. z \dots \dots \dots (4)$$

without sensible error. But for the moon, when the apparent zenith distance (as affected by parallax) is known, we must make use of formula (1); but when we know only the true zenith distance, we must adopt formula (2) or (3).

Ex. 1. If the horizontal parallax of Venus is 30'', what is its parallax for an altitude of 30°?

Solution.—By formula (4),

$$\begin{aligned} \log. 30'' &= 1.4771 \\ \sin. 60^\circ &= 9.9375 \\ \hline \text{Ans. } 26''.0 &= 1.4146 \end{aligned}$$

Ex. 2. If the horizontal parallax of Mars is 10'', what is its parallax for an altitude of 24°?

Solution.

$$\begin{aligned} \log. 10'' &= 1.0000 \\ \sin. 66^\circ &= 9.9607 \\ \hline \text{Ans. } 9''.1 &= 0.9607 \end{aligned}$$

In this manner was computed Table XV., showing the parallax of the sun and planets at different altitudes.

Ex. 3. If the horizontal parallax of the sun is 8''.6, what is its parallax for an altitude of 16°? *Ans.* 8''.27.

Ex. 4. If the moon's horizontal parallax is 60' 41''.5, what is her parallax when her apparent zenith distance is 80° 19' 19''?

Solution.—By formula (1),

$$\begin{aligned} \sin. 60' 41''.5 &= 8.246833 \\ \sin. 80^\circ 19' 19'' &= 9.993775 \\ \hline \text{Ans. } 59' 49''.67 &= 8.240608 \end{aligned}$$

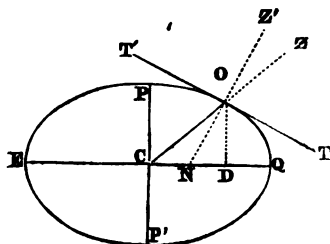
Ex. 5. If the moon's horizontal parallax is 60' 41''.5, what is her parallax when her true zenith distance is 79° 19' 29''.33?

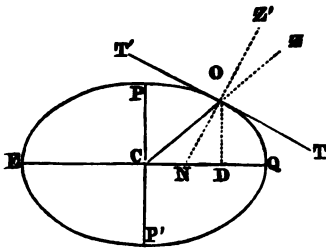
Solution.—By formula (3),

$$\begin{aligned} \sin. 60' 41''.5 &= 8.246833 & \sin. 2p &= 6.4937 \\ \sin. 79^\circ 19' 29''.33 &= 9.992418 & \sin. 158^\circ 39' &= 9.5612 \\ \text{cosec. } 1'' &= 5.314425 & \text{cosec. } 2'' &= 5.0134 \\ 59' 38''.29 &= 3578''.29 = 3.553676 & + 11''.70 &= 1.0683 \\ & & \sin. 3p &= 4.740 \\ & & \sin. 237^\circ 58' &= 9.928n \\ & & \text{cosec. } 3'' &= 4.837 \\ & & - 0''.32 &= 9.505 \end{aligned}$$

Hence $59' 38''.29 + 11''.70 - 0''.32 = 59' 49''.67$ *Ans.*

(207.) If the earth were a sphere, a plumb line suspended at O would take the direction OC, passing through C, the centre of the sphere; and if produced upward, it would meet the heavens in Z. This line, ZOC, would also be perpendicular to





the tangent line TOT'. But since the earth is a spheroid, the meridian, PEP'Q, is an ellipse, and a plumb line at O being perpendicular to a tangent line, TT', takes the direction of the normal line, ON; and NO being produced, meets the celestial sphere

in Z'. The latitude obtained by observation will be expressed by the angle Z'NQ. This is called the apparent or *geographical* latitude; while Z being the geocentric zenith, the angle ZCQ is called the *geocentric* latitude. The angle CON is the angle which a vertical line makes with the radius of the earth, and is called *the angle of the vertical*.

PROBLEM.

(208.) *To find the angle of the vertical.*

Let PEP'Q be a section of the earth by a plane passing through the poles. This section is an ellipse, whose semi-major axis, CQ, is the radius of the equator, and whose semi-minor axis, CP, is half the polar diameter. If O be the position of an observer whose latitude is ϕ , TT', a tangent to the ellipse at the point O, will represent a horizontal line, and Z'O, which is perpendicular to TT', will be the direction of a plumb line. Represent the angle OCQ, or the geocentric latitude, by ϕ' , and draw the ordinate OD. Let A and B represent the semi-axes of the ellipse.

By An. Geom., Art. 80, the subnormal $ND = \frac{B^2}{A^2}x$, where x represents the abscissa CD.

But $OD = CD \text{ tang. } \phi = ND \text{ tang. } \phi'$,

or $x \text{ tang. } \phi' = \frac{B^2}{A^2}x \text{ tang. } \phi$;

that is, $\text{tang. } \phi' = \frac{B^2}{A^2} \text{ tang. } \phi$.

The value of $\frac{B^2}{A^2}$, as determined by Bessel, is 0.9933254.

Ex. 1. Compute the geocentric latitude of Cambridge Observatory, whose geographical latitude is $42^\circ 22' 48''.6$.

Solution. $\log. \frac{B^2}{A^2} = 9.99709164$
 $\text{tang. } 42^\circ 22' 48''.6 = 9.96022854$
Ans. $42^\circ 11' 21''.05 \text{ tang.} = 9.95732018$

Hence the angle of the vertical is $11' 27''.55$.

Ex. 2. Compute the angle of the vertical for latitude 40° ?

Solution. $\log. \frac{B^2}{A^2} = 9.99709164$
 $\text{tang. } 40^\circ = 9.92381353$
Ans. $39^\circ 48' 40''.24 \text{ tang.} = 9.92090517$

Hence the angle of the vertical is $11' 19''.76$.

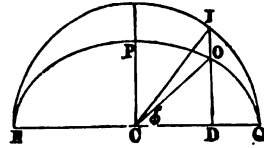
In the same manner was computed column second of Table XII., showing the angle of the vertical for every degree of latitude.

(209.) The horizontal parallax of the moon is the angle which the earth's radius would subtend to an observer at the moon. It is, therefore, not the same for all places on the earth, but varies with the earth's radius. It is necessary, therefore, to compute the earth's radius for the place of the observer.

PROBLEM.

To compute the radius of the earth.

Let EPQ be half of the ellipse formed by a section of the earth through the poles. On EQ describe a semicircle, and produce OD to meet the circumference in I. Join CO and CI. Represent the angle OCD by ϕ' , and the radius OC by r . Then, in the triangle OCD, we have



$$CD = OC \cos. \phi' = r \cos. \phi';$$

$$OD = OC \sin. \phi' = r \sin. \phi'.$$

Also, by Conic Sections, Ellipse, Prop. 12, Cor. 3,

$$B : A :: DO : DI = \frac{A \cdot r \cdot \sin. \phi'}{B}.$$

But $CD^2 + DI^2 = CI^2 = A^2.$

Therefore $r^2 \cos.^2 \phi' + \frac{A^2}{B^2} \cdot r^2 \sin.^2 \phi' = A^2.$

But, by Art. 208, $\frac{A^2}{B^2} = \frac{\text{tang. } \phi}{\text{tang. } \phi'}$.

Hence $r^2 \cos. \phi' + r^2 \frac{\sin. \phi'}{\text{tang. } \phi'} \text{ tang. } \phi = A^2$;

or, multiplying by $\cos. \phi$,

$$r^2 \cos. \phi' (\cos. \phi' \cos. \phi + \sin. \phi' \sin. \phi) = A^2 \cos. \phi.$$

Hence, by Trig., Art. 72,

$$r^2 \cos. \phi' \cos. (\phi' - \phi) = A^2 \cos. \phi.$$

Therefore $r^2 = \frac{A^2 \cos. \phi}{\cos. \phi' \cos. (\phi' - \phi)} \dots \dots \dots (1)$

Ex. 1. Compute the earth's radius for Cambridge Observatory, the equatorial radius being taken as unity.

The angle of the vertical was found in the preceding article.

By formula (1),

$$\begin{aligned} \cos. \phi &= 9.8684615 \\ \sec. \phi' &= 0.1302220 \\ \sec. (\phi' - \phi) &= 0.0000024 \\ &2) \underline{9.9986859} \\ \log. r &= 9.9993429 \end{aligned}$$

Ex. 2. Compute the earth's radius for latitude 40° .

$$\begin{aligned} \cos. 40^\circ &= 9.8842540 \\ \sec. 39^\circ 48' 40''.24 &= 0.1145491 \\ \sec. 11' 19''.76 &= 0.0000024 \\ &2) \underline{9.9988055} \\ \log. r &= 9.9994027 \end{aligned}$$

PROBLEM.

(210.) *To find the horizontal parallax for any place.*

Let P represent the horizontal parallax for a place on the equator, p the same for a place in any other latitude; let r and r' be the radii of the earth for the two stations; then, by Art.

204, $R \sin. P = r$;

and, for the same reason,

$$R. \sin. p = r'.$$

Therefore, $\sin. p = \frac{r'}{r} \sin. P$;

or, calling the equatorial radius unity,

$$\sin. p = r' \sin. P.$$

As r' is nearly equal to unity, we may, without appreciable error, adopt the more convenient formula,

$$p = r'.P;$$

that is, the moon's horizontal parallax for any given latitude is equal to the horizontal parallax at the equator, multiplied by the radius of the earth at the given latitude, the radius at the equator being considered as unity.

Ex. 1. When the equatorial horizontal parallax is 53', what is the horizontal parallax for Cambridge Observatory?

Solution. $53' = 3180'' = 3.5024271$
 $r' = 9.9993429$

Ans. $3175''.19 = 3.5017700$

Ex. 2. When the equatorial horizontal parallax is 59', what is the horizontal parallax for latitude 40°?

Solution. $59' = 3540'' = 3.5490033$
 $r' = 9.9994027$

Ans. $3535''.13 = 3.5484060$

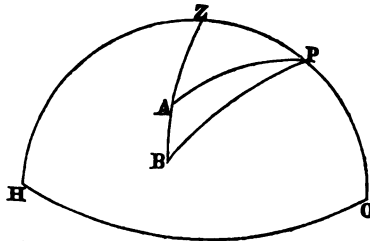
It is this corrected value of the equatorial parallax which should be employed in all computations which involve the parallax of a particular place.

Since the effect of parallax is confined to a vertical plane, when the moon is on the meridian there is no parallax in right ascension, but its effect is wholly on the declination. In every other position of the moon (the vertical circle passing through the moon being inclined to the circle of right ascension), parallax affects the right ascension as well as declination of the moon.

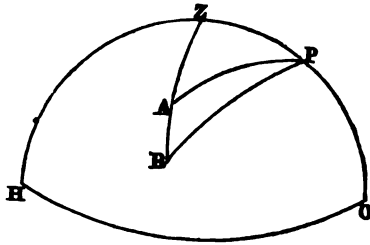
PROBLEM.

(211.) *To compute the parallax in right ascension.*

Let HZO be a meridian, Z the geocentric zenith of the place of observation, and P the pole of the equator. Let A be the true place of the moon seen from the centre of the earth, and B the apparent place seen from the



surface; then will the arc AB be the parallax in altitude; and the true hour angle, ZPA, is changed by parallax into ZPB. Therefore APB is the parallax in right ascension.



Let us represent the horizontal parallax of the place by p ; the parallax in right ascension by Π ; the hour angle, ZPA (which is equal to the sidereal time, *minus* the moon's true right ascension), by h ; the moon's declination

(which equals $90^\circ - AP$) by δ ; and the *geocentric* latitude of the place of observation by ϕ' . The angle ZPB will then be equal to $h + \Pi$.

In the spherical triangle ABP, we have

$$\sin. AP : \sin. B :: \sin. AB : \sin. APB = \sin. \Pi = \frac{\sin. AB \sin. B}{\sin. AP}.$$

Also, in the spherical triangle BPZ, we have

$$\sin. BZ : \sin. BPZ :: \sin. PZ : \sin. B = \frac{\sin. PZ \sin. (APZ + \Pi)}{\sin. BZ}$$

Therefore $\sin. \Pi = \frac{\sin. AB}{\sin. AP} \cdot \frac{\sin. PZ \sin. (h + \Pi)}{\sin. BZ}$.

But, by Art. 204,

$$\sin. AB = \sin. p \sin. BZ.$$

Hence $\sin. \Pi = \frac{\sin. p \sin. BZ \sin. PZ \sin. (h + \Pi)}{\sin. AP \sin. BZ}$

$$= \frac{\sin. p \cos. \phi' \sin. (h + \Pi)}{\cos. \delta}.$$

Let us put $a = \frac{\sin. p \cos. \phi'}{\cos. \delta}$.

Then

$$\begin{aligned} \sin. \Pi &= a \sin. (h + \Pi) \dots \dots \dots (1) \\ &= a \sin. h \cos. \Pi + a \cos. h \sin. \Pi. \quad \text{Trig., Art. 72.} \end{aligned}$$

Divide each member by $\cos. \Pi$, and we have

$$\text{tang. } \Pi = a \sin. h + a \cos. h \text{ tang. } \Pi.$$

Therefore $\text{tang. } \Pi = \frac{a \sin. h}{1 - a \cos. h} \dots \dots \dots (2)$

This formula may be developed in a series, as in Art. 205, and we shall obtain

$$\Pi = \frac{a \sin. h}{\sin. 1''} + \frac{a^2 \sin. 2h}{\sin. 2''} + \frac{a^3 \sin. 3h}{\sin. 3''} +, \text{ etc. } \dots (3)$$

Equation (1) will furnish the parallax in right ascension, when we know the *apparent* hour angle (as affected by parallax); but when we know only the true hour angle, h , we must employ equation (2) or equation (3).

Ex. 1. Find the moon's parallax in right ascension for the High School Observatory, Philadelphia, Lat. $39^{\circ} 57' 7''$ N., when the horizontal parallax of the place is $59' 36''.8$, the moon's Dec. $24^{\circ} 5' 11''.6$ N., and the moon's hour angle $61^{\circ} 10' 47''.4$.

The *geocentric* latitude of the place is $39^{\circ} 45' 47''.5$.

By formula (3),

$$\begin{array}{lll} \sin. p = 8.239048 & & \\ \cos. \phi' = 9.885754 & & \\ \sec. \delta = 0.039563 & a^2 = 6.3287 & a^3 = 4.493 \\ a = 8.164365 & \sin. 2h = 9.9267 & \sin. 3h = 8.791n \\ \sin. h = 9.942572 & \operatorname{cosec}. 2'' = 5.0134 & \operatorname{cosec}. 3'' = 4.837 \\ \operatorname{cosec}. 1'' = 5.314425 & + 18''.57 = 1.2688 & - 0''.01 = 8.121n \\ 2638''.53 = 3.421362 & & \end{array}$$

Hence

$$\Pi = 2638''.53 + 18''.57 - 0''.01 = 44' 17''.09.$$

Therefore the moon's *apparent* hour angle is

$$\begin{aligned} & 61^{\circ} 10' 47''.4 + 44' 17''.1 \\ & = 61^{\circ} 55' 4''.5. \end{aligned}$$

With this hour angle the parallax may be computed by formula (1), thus:

$$\begin{aligned} a &= 8.164365 \\ \sin. (h + \Pi) &= 9.945604 \\ \text{Ans. } \sin. 44' 17''.09 &= 8.109969 \end{aligned}$$

Ex. 2. Find the moon's parallax in right ascension for the High School Observatory, Philadelphia, when the horizontal parallax of the place is $57' 7''.5$, the moon's Dec. $26^{\circ} 23' 3''.6$ N., and hour angle $32^{\circ} 39' 49''.5$.

Solution.

$$\begin{array}{lll} \sin. p = 8.220532 & & \\ \cos. \phi' = 9.885754 & & \\ \sec. \delta = 0.047773 & a^2 = 6.3081 & a^3 = 4.462 \\ a = 8.154059 & \sin. 2h = 9.9584 & \sin. 3h = 9.996 \\ \sin. h = 9.732158 & \operatorname{cosec}. 2'' = 5.0134 & \operatorname{cosec}. 3'' = 4.837 \\ \operatorname{cosec}. 1'' = 5.314425 & 19''.05 = 1.2799 & 0''.20 = 9.295 \\ 1587''.24 = 3.200642 & & \end{array}$$

Hence $\Pi = 1587''.24 + 19''.05 + 0''.20 = 26' 46''.49$.

Therefore the moon's apparent hour angle is $33^\circ 6' 36''.0$.

By formula (1),

$$a = 8.154059$$

$$\sin. (h + \Pi) = \frac{9.737390}{a}$$

$$\text{Ans. } \sin. 26' 46''.49 = 7.891449$$

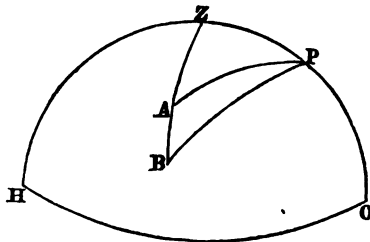
Ex. 3. Find the moon's parallax in right ascension for Western Reserve College, Ohio, Lat. $41^\circ 14' 42''$, when the horizontal parallax of the place is $59' 36''.5$; the moon's Dec. $24^\circ 4' 41''.7$ N., and hour angle $68^\circ 9' 51''.9$. *Ans.* $45' 56''.5$.

Ex. 4. Find the moon's parallax in right ascension for Western Reserve College, Ohio, when the horizontal parallax of the place is $57' 7''.7$; the moon's Dec. $26^\circ 24' 31''.5$ N., and hour angle $23^\circ 13' 12''.0$. *Ans.* $19' 12''.6$.

In this manner was computed Table XVI., showing the moon's parallax in right ascension for Cambridge Observatory for all hour angles from the meridian to the horizon.

PROBLEM.

(212.) *To compute the moon's parallax in declination.*



Let Z be the geocentric zenith of the place of observation, P the pole of the equator, A the true place of the moon, and B its apparent place; then AB is the parallax in altitude, and BP - AP is the parallax in declination.

Represent the *true* declination, zenith distance, and hour angle of the moon by δ , Z, and h ; and the *apparent* values of the same quantities by the same letters accented, δ' , Z', and h' . Also, let π represent the parallax in declination.

By Trig., Art. 225, we have

$$\cos. A = \frac{\cos. a - \cos. b \cos. c}{\sin. b \sin. c}$$

This formula, applied successively to the triangles APZ and BPZ, gives

$$\cos. AZP = \frac{\cos. AP - \cos. PZ \cos. AZ}{\sin. PZ \sin. AZ} = \frac{\cos. BP - \cos. PZ \cos. BZ}{\sin. PZ \sin. BZ}$$

Therefore

$$\frac{\sin. \delta - \sin. \phi' \cos. Z}{\sin. Z} = \frac{\sin. \delta' - \sin. \phi' \cos. Z'}{\sin. Z'};$$

that is,

$$\begin{aligned} \sin. \delta \sin. Z' - \sin. \phi' \sin. Z' \cos. Z &= \sin. \delta' \sin. Z \\ &\quad - \sin. \phi' \sin. Z \cos. Z', \end{aligned}$$

or

$$\sin. \delta \sin. Z' - \sin. \phi' (\sin. Z' \cos. Z - \sin. Z \cos. Z') = \sin. \delta' \sin. Z.$$

But by Trig., Art. 72, the factor included within the parenthesis is equal to $\sin. (Z' - Z)$, which, by Art. 204, is equal to $\sin. q$, or $\sin. p \sin. Z'$.

Therefore

$$\sin. \delta \sin. Z' - \sin. p \sin. \phi' \sin. Z' = \sin. \delta' \sin. Z,$$

or $\sin. \delta' \sin. Z = \sin. Z' (\sin. \delta - \sin. p \sin. \phi') \dots (A)$

Now, in order to eliminate Z' and Z , we have, in the spherical triangles AZP and BZP,

$$\sin. AZP = \frac{\sin. AP \sin. APZ}{\sin. AZ} = \frac{\sin. BP \sin. BPZ}{\sin. BZ}.$$

Therefore

$$\sin. BP \sin. AZ = \frac{\sin. BZ \sin. AP \sin. APZ}{\sin. BPZ},$$

or $\cos. \delta' \sin. Z = \frac{\sin. Z' \cos. \delta \sin. h}{\sin. h'} \dots (B)$

Dividing equation (A) by equation (B), we obtain

$$\text{tang. } \delta' = \frac{\sin. \delta - \sin. p \sin. \phi'}{\sin. h \cos. \delta} \sin. h'.$$

$$\begin{aligned} \text{Hence tang. } \delta' &= \left(\frac{\sin. \delta}{\cos. \delta} - \frac{\sin. p \sin. \phi'}{\cos. \delta} \right) \frac{\sin. h'}{\sin. h} \\ &= \left(1 - \frac{\sin. p \sin. \phi'}{\sin. \delta} \right) \frac{\sin. h'}{\sin. h} \text{ tang. } \delta \dots (1) \end{aligned}$$

(213.) Formula (1) furnishes the apparent declination in terms of the true declination, the true hour angle and the apparent hour angle, which is obtained by the preceding problem. It is the simplest formula known for the parallax in declination; but in order to obtain all the accuracy which is required in many computations, it is necessary to have a table of sines and tangents to seven decimal places for every second of the quadrant. It is, therefore, sometimes more convenient to have a formula which shall furnish the parallax directly.

$$\sin. \pi = c \sin. (b - \delta) \cos. \pi + c \cos. (b - \delta) \sin. \pi.$$

Dividing by $\cos. \pi$, we have

$$\text{tang. } \pi = c \sin. (b - \delta) + c \cos. (b - \delta) \text{ tang. } \pi.$$

Whence

$$\text{tang. } \pi = \frac{c \sin. (b - \delta)}{1 - c \cos. (b - \delta)} \dots \dots \dots (3)$$

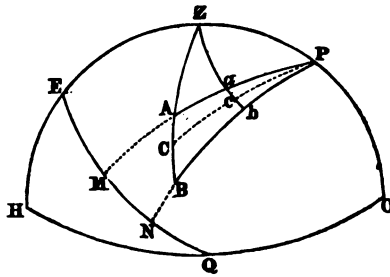
Developing this formula in a series, as in Art. 205, we obtain

$$\pi = \frac{c \sin. (b - \delta)}{\sin. 1''} + \frac{c^2 \sin. 2(b - \delta)}{\sin. 2''} + \frac{c^3 \sin. 3(b - \delta)}{\sin. 3''} +, \text{ etc. } (4)$$

Equation (2) will furnish the parallax in declination when we know the apparent declination (as affected by parallax). But when we know only the true declination, we must employ equation (1), or (3), or (4).

(214.) The auxiliary angle b , introduced in equation (D), has a geometrical signification.

If we draw the arc PC, bisecting the angle APB, we shall have $APC = \frac{1}{2}\Pi$, and $ZPC = h + \frac{1}{2}\Pi$, whence equation (D) becomes



$$\cot. b = \cos. ZPC . \text{tang. } PZ \text{ sec. } APC,$$

or $\cot. b \cos. APC = \text{tang. } PZ \cos. ZPC \dots \dots (1)$

If we draw Zb perpendicular to PC, Pab will be an isosceles triangle, and we shall have, by Napier's rule,

$$\text{tang. } Pc = \text{tang. } Pa \cos. APC = \text{tang. } PZ \cos. ZPC . (2)$$

Comparing equations (1) and (2), we see that the arc b is the complement of Pa , or the arc b is equal to the declination of the point a . If we produce the arcs PA and PB to meet the equator EQ, then aM or bN will represent the arc b .

But $AM = \delta$.

Therefore $Aa = b - \delta$.

Also, $BN = \delta' = \delta - \pi$.

Therefore $Bb = b - (\delta - \pi) = b - \delta + \pi$.

Also, by Spherical Trigonometry, Art. 215,

$$\sin. ZaA : \sin. ZA :: \sin. AZa : \sin. Aa,$$

and $\sin. ZB : \sin. ZbB :: \sin. Bb : \sin. BZb.$

N

Therefore, since Pab is an isosceles triangle, we have

$$\sin. ZB : \sin. ZA :: \sin. Bb : \sin. Aa,$$

or
$$\frac{\sin. z'}{\sin. z} = \frac{\sin. (b - \delta + \pi)}{\sin. (b - \delta)}$$

This equation will be employed in Art. 218, page 200.

Ex. 1. Find the moon's parallax in declination for the High School Observatory, Philadelphia, when the horizontal parallax of the place is $59' 36''.8$, the moon's Dec. $24^\circ 5' 11''.6$ N., the moon's hour angle $61^\circ 10' 47''.4$, and the parallax in right ascension $44' 17''.1$.

Solution.—By formula (1), page 191,

$$\sin. p = 8.2390478$$

$$\sin. \phi' = 9.8059193$$

$$\operatorname{cosec}. \delta = 10.3892161$$

$$.02717585 = \overline{8.4341832}$$

$$.97282415 = \overline{9.9880344}$$

$$\sin. h' = 9.9456035$$

$$\operatorname{tang}. \delta = 9.6503464$$

$$\operatorname{cosec}. h = 10.0574279$$

$$\delta = 23^\circ 39' 1''.50 \operatorname{tang}. = \overline{9.6414122}$$

Therefore $\pi = 24^\circ 5' 11''.6 - 23^\circ 39' 1''.50 = 26' 10''.1$.

By formula (4), page 193, $\cos. (h + \frac{1}{2}\pi) = 9.677980$

$$\operatorname{cot}. \phi' = 0.079834$$

$$\operatorname{sec}. \frac{1}{2}\pi = 0.000009$$

$$b = 60^\circ 12' 22''.2 \operatorname{cot}. = \overline{9.757823}$$

$$\delta = 24^\circ 5' 11''.6$$

$$b - \delta = \overline{36^\circ 7' 10''.6}$$

$$\sin. p = 8.239048$$

$$\sin. \phi' = 9.805919$$

$$\operatorname{cosec}. b = 0.061571$$

$$c^2 = 6.2131$$

$$c^3 = 4.320$$

$$c = \overline{8.106538} \quad \sin. 2(b - \delta) = 9.9788 \quad \sin. 3(b - \delta) = 9.977$$

$$\sin. (b - \delta) = 9.770464 \quad \operatorname{cosec}. 2'' = 5.0134 \quad \operatorname{cosec}. 3'' = 4.837$$

$$\operatorname{cosec}. 1'' = 5.314425 \quad 16''.04 = \overline{1.2053} \quad 0''.14 = \overline{9.184}$$

$$1553''.91 = \overline{3.191427}$$

$$\pi = 1553''.91 + 16''.04 + 0''.14 = 26' 10''.1$$

Therefore the moon's apparent declination is

$$24^\circ 5' 11''.6 - 26' 10''.1$$

$$= 23^\circ 39' 1''.5 \text{ N.}$$

With this declination the parallax may be computed by formula (2), page 192, thus :

$$\begin{aligned} c &= 8.106538 \\ \sin. (b - \delta') &= 9.774963 \\ \sin. 26' 10''.1 &= \overline{7.881501} \end{aligned}$$

Ex. 2. Find the moon's parallax in declination for the High School Observatory, Philadelphia, when the horizontal parallax of the place is $57' 7''.5$, the moon's Dec. $26^\circ 23' 3''.6$ N., the moon's hour angle $32^\circ 39' 49''.5$, and the parallax in right ascension $26' 46''.5$.

Solution.—By formula (4),

$$\begin{aligned} \cos. (h + \frac{1}{2}\Pi) &= 9.924147 \\ \cot. \phi' &= 0.079834 \\ \sec. \frac{1}{2}\Pi &= 0.000003 \\ b &= 44^\circ 44' 13''.7 \quad \cot. = \overline{0.003984} \\ \delta &= 26^\circ 23' 3''.6 \\ b - \delta &= \overline{18^\circ 21' 10''.1} \\ \sin. p &= 8.220532 \\ \sin. \phi' &= 9.805919 \\ \operatorname{cosec.} b &= 0.152517 \\ c &= \overline{8.178968} \quad c^2 = 6.3579 \quad c^3 = 4.537 \\ \sin. (b - \delta) &= 9.498128 \quad \sin. 2(b - \delta) = 9.7765 \quad \sin. 3(b - \delta) = 9.914 \\ \operatorname{cosec.} 1'' &= \overline{5.314425} \quad \operatorname{cosec.} 2'' = 5.0134 \quad \operatorname{cosec.} 3'' = \overline{4.837} \\ 980''.67 &= \overline{2.991521} \quad 14''.06 = \overline{1.1478} \quad 0''.19 = \overline{9.288} \\ \pi &= 980''.67 + 14''.06 + 0''.19 = \overline{16' 34''.92}. \end{aligned}$$

Therefore the moon's apparent declination is

$$\begin{aligned} &26^\circ 23' 3''.6 - 16' 34''.9 \\ &= 26^\circ 6' 28''.7 \text{ N.} \end{aligned}$$

With this declination the parallax may be computed by formula (2), thus :

$$\begin{aligned} c &= 8.178968 \\ \sin. (b - \delta') &= 9.504392 \\ \sin. 16' 34''.92 &= \overline{7.683360} \end{aligned}$$

Ex. 3. Find the moon's parallax in declination for Western Reserve College, Ohio, when the horizontal parallax of the place is $59' 36''.5$, the moon's Dec. $24^\circ 4' 41''.7$ N., and hour angle $68^\circ 9' 51''.9$; and the parallax in right ascension $45' 56''.5$.

Ans. $29' 17''.9$.

Ex. 4. Find the moon's parallax in declination for Western Reserve College, Ohio, when the horizontal parallax of the place is $57' 7''.7$, the moon's Dec. $26^\circ 24' 31''.5$ N.; the hour angle is $23^\circ 13' 12''.0$, and the parallax in right ascension $19' 12''.6$.

Ans. $16' 15''.8$.

The effect of parallax is always to increase the hour angle, or the angular distance of the moon from the meridian; hence, when the moon is on the eastern side of the meridian, the parallax in right ascension increases the true right ascension of the moon; but when the moon is on the western side of the meridian, the parallax diminishes the right ascension. The parallax in declination increases the distance of the moon from the north pole in both situations.

In the computation of occultations of stars by the moon, it is convenient to know the *change* which the parallaxes undergo in a given interval of time, as, for example, in one hour. This may be effected by differentiating the expressions already obtained for the parallaxes.

PROBLEM.

(215.) *To find the hourly variation of the parallax in right ascension.*

Equation (1), of Art. 211, is

$$\sin. \Pi = \frac{\sin. p \cos. \phi' \sin. h'}{\cos. \delta}.$$

Since the arcs Π and p are in all cases small, they will differ but little from their sines, and $\sin. h'$ differs but little from $\sin. h$; we will therefore employ the more convenient formula,

$$\Pi = \frac{p \cos. \phi' \sin. h}{\cos. \delta}.$$

In this formula h is the only quantity which, by its rapid variation, has any important influence on the quantity sought. Hence, regarding h as the only variable, we obtain

$$d\Pi = \frac{p \cos. \phi' \cos. h dh}{\cos. \delta}.$$

The differential of h must be taken in parts of radius. If the variation is required for one hour, dh will represent the arc of 15° , which is .2617994, radius being unity.

Ex. 1. Find the hourly variation of the moon's parallax in right ascension for Cambridge Observatory, whose geocentric latitude is $42^{\circ} 11' 21''$, when the horizontal parallax of the place is $57'$, the moon's Dec. 25° , and the hour angle 50° .

Solution.

$$p = 57' = 3420'' = 3.534026$$

$$\cos. \phi' = 9.869778$$

$$\cos. h = 9.808067$$

$$dh = .2617994 = 9.417969$$

$$\text{sec. } \delta = 0.042724$$

$$470''.5 = \underline{2.672564}$$

Ex. 2. Find the hourly variation of the moon's parallax in right ascension for Cambridge Observatory, when the horizontal parallax of the place is $61'$, the moon's Dec. 20° , and the hour angle 15° .

Ans. $729''.8$.

PROBLEM.

(216.) *To find the hourly variation of the parallax in declination.*

Equation (C), of Art. 213, is

$$\sin. \pi = \sin. p \sin. \phi' \cos. \delta' - \sin. p \cos. \phi' \cos. h \text{ sec. } \frac{1}{2} \Pi \sin. \delta'.$$

Substituting the arcs π and p for their sines, and using δ in place of δ' , we obtain the following more convenient formula, which affords an approximate value of π ,

$$\pi = p \sin. \phi' \cos. \delta - p \cos. \phi' \cos. h \sin. \delta.$$

Differentiating this formula, regarding h as the only variable, we obtain

$$d\pi = p \cos. \phi' \sin. \delta \sin. h dh.$$

Ex. 1. Find the hourly variation of the moon's parallax in declination for Cambridge Observatory, when the horizontal parallax of the place is $57'$ the moon's Dec. 25° , and the hour angle 50° .

Solution.

$$p = 3.534026$$

$$\cos. \phi' = 9.869778$$

$$\sin. \delta = 9.625948$$

$$\sin. h = 9.884254$$

$$dh = 9.417969$$

$$214''.8 = \underline{2.331975}$$

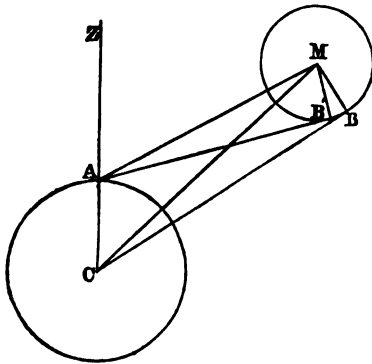
Ex. 2. Find the hourly variation of the moon's parallax in

declination for Cambridge Observatory, when the horizontal parallax of the place is 61', the moon's Dec. 20°, and the hour angle 15°. Ans. 62''.8.

(217.) The apparent diameter of the moon is the angle which its disk subtends. This angle is not the same for all points of the earth, on account of their different distances from the moon. As the moon rises above the horizon (if we suppose its distance from the centre of the earth to remain constant), its distance from the place of observation must diminish while its altitude increases, and, consequently, its apparent diameter must increase.

PROBLEM.

To find the augmentation of the moon's semi-diameter on account of its altitude above the horizon.



Let C and M be the centres of the earth and moon, and A a point on the earth's surface. The semi-diameter of the moon, as seen from C, is the angle BCM; but the semi-diameter, as seen from A, is the angle B'AM.

Represent the angle BCM by S ; the angle B'AM by S' ; the angle ZCM by Z , and the angle ZAM by Z' .

Then, in the right-angled triangle BCM, we have

$$\sin. BCM = \sin. S = \frac{BM}{CM}.$$

Also, in the triangle B'AM, we have

$$\sin. B'AM = \sin. S' = \frac{B'M}{AM}.$$

$$\text{Hence } \sin. S : \sin. S' :: \frac{BM}{CM} : \frac{B'M}{AM} :: AM : CM.$$

But in the triangle CAM we have

$$AM : CM :: \sin. ACM : \sin. CAM :: \sin. Z : \sin. Z'.$$

$$\text{Therefore } \sin. S : \sin. S' :: \sin. Z : \sin. Z',$$

or
$$\sin. S' = \frac{\sin. S \sin. Z'}{\sin. Z} \dots \dots \dots (A)$$

But since S never amounts to $17'$, we may substitute the arc for its sine, and we obtain

$$S' = \frac{S \cdot \sin. Z'}{\sin. Z}.$$

Hence
$$S' - S = S \cdot \frac{\sin. Z' - \sin. Z}{\sin. Z},$$

which represents the augmentation of the moon's semi-diameter, as seen from a point on the earth's surface instead of its centre; Z being the zenith distance of the moon viewed from the centre, and Z' the zenith distance as seen from the surface.

But by Trig., Art. 75,

$$\sin. Z' - \sin. Z = 2 \sin. \frac{1}{2}(Z' - Z) \cos. \frac{1}{2}(Z' + Z).$$

Hence

$$x = S' - S = \frac{2S}{\sin. Z} \cdot \sin. \frac{1}{2}(Z' - Z) \cos. \frac{1}{2}(Z' + Z).$$

If we represent the parallax in altitude by q , we shall have

$$Z = Z' - q.$$

Hence
$$x = \frac{2S}{\sin. (Z' - q)} \sin. \frac{1}{2} q \cos. (Z' - \frac{1}{2}q).$$

But since the angle q is always small, we may, without sensible error, put q for $\sin. q$, and make $\cos. q$ equal to unity. Hence

$$x = \frac{S \cdot q \cos. (Z' - \frac{1}{2}q)}{\sin. (Z' - q)}.$$

But by Trig., Art. 72,

$$\cos. (Z' - \frac{1}{2}q) = \cos. Z' \cos. \frac{1}{2}q + \sin. Z' \sin. \frac{1}{2}q.$$

Also,
$$\sin. (Z' - q) = \sin. Z' \cos. q - \cos. Z' \sin. q.$$

Hence
$$x = \frac{S \cdot q (\cos. Z' + \frac{1}{2}q \sin. Z')}{\sin. Z' - q \cos. Z'}.$$

But, according to Burckhardt's Tables of the Moon, we have

$$S : p :: 1 : 3.6697.$$

If we represent 3.6697 by k , then

$$p = k \cdot S.$$

And by Art. 204,

$$q = k \cdot S \sin. Z'.$$

Therefore

$$x = \frac{k \cdot S^2 \sin. Z' (\cos. Z' + \frac{1}{2}k \cdot S \sin. Z')}{\sin. Z' - k \cdot S \sin. Z' \cos. Z'},$$

or
$$x = \frac{k \cdot S^2 (\cos. Z' + \frac{1}{2} k \cdot S \sin. {}^2Z')}{1 - k \cdot S \cos. Z'}$$

Dividing the numerator by the denominator in order to develop this expression into a series, we obtain

$$x = k \cdot S^2 \cos. Z' + \frac{1}{2} k^2 S^3 + \frac{1}{2} k^2 \cdot S^3 \cos. {}^2Z' +, \text{ etc.}$$

If we put $A = k \sin. 1'' = 0.00001779$, we shall have for the augmentation expressed in seconds,

$$x = A S^2 \cos. Z' + \frac{1}{2} A^2 S^3 + \frac{1}{2} A^2 S^3 \cos. {}^2Z' +, \text{ etc. . (1)}$$

By this formula was computed Table XIII., by which the augmentation of the moon's semi-diameter may be obtained by inspection.

(218.) When the parallax in declination has been previously computed, the following method is preferable :

By Art. 214, page 194,

$$\frac{\sin. Z'}{\sin. Z} = \frac{\sin. (b - \delta + \pi)}{\sin. (b - \delta)}$$

Hence, from equation (A), page 199,

$$\sin. S' = \frac{\sin. S \sin. (b - \delta + \pi)}{\sin. (b - \delta)},$$

and
$$\sin. S' - \sin. S = \frac{\sin. S \{ \sin. (b - \delta + \pi) - \sin. (b - \delta) \}}{\sin. (b - \delta)}$$

But by Trig., Art. 75,

$$\sin. (b - \delta + \pi) - \sin. (b - \delta) = 2 \sin. \frac{1}{2}\pi \cos. (b - \delta + \frac{1}{2}\pi).$$

Therefore

$$\sin. S' - \sin. S = \frac{\sin. S \cdot 2 \sin. \frac{1}{2}\pi \cos. (b - \delta + \frac{1}{2}\pi)}{\sin. (b - \delta)}$$

But since the arcs S , S' , and π are very small, we may put

$$S = \sin. S, \text{ and } 2 \sin. \frac{1}{2}\pi = \sin. \pi.$$

Hence
$$x = S' - S = \frac{S \sin. \pi \cos. (b - \delta + \frac{1}{2}\pi)}{\sin. (b - \delta)}$$

But by Trig., Art. 72,

$$\cos. (b - \delta + \frac{1}{2}\pi) = \cos. (b - \delta) \cos. \frac{1}{2}\pi - \sin. (b - \delta) \sin. \frac{1}{2}\pi.$$

Hence

$$x = \frac{S \cdot \sin. \pi \{ \cos. (b - \delta) \cos. \frac{1}{2}\pi - \sin. (b - \delta) \sin. \frac{1}{2}\pi \}}{\sin. (b - \delta)},$$

or
$$x = S \sin. \pi \cot. (b - \delta) \cos. \frac{1}{2}\pi - S \sin. \pi \sin. \frac{1}{2}\pi.$$

If we assume $\cos. \frac{1}{2}\pi$ equal to unity, and $\sin. \frac{1}{2}\pi$ equal to $\frac{1}{2} \sin. \pi$, we shall have

$$x = S \sin. \pi \cot. (b - \delta) - \frac{1}{2} S \sin. {}^2\pi \dots (2)$$

CHAPTER IX.

MISCELLANEOUS PROBLEMS.

INTERPOLATION BY DIFFERENCES.

(219.) It is frequently required, from a series of equidistant terms following any law whatever, to deduce some intermediate term. Thus, in the Nautical Almanac, we have given the moon's right ascension for every hour of the day, and from these data it may be required to determine its right ascension for some intermediate instant. This is effected by interpolation. The quantities upon which the values of the given magnitudes depend are called *Arguments*. Time is generally the argument in astronomical tables.

Let $a_{,,,} a_{,,} a, a_0 a' a'' a'''$

be the given places of the moon, corresponding to the times

$T-3h, T-2h, T-h, T, T+h, T+2h, T+3h,$

where h may represent any interval of time at pleasure. These places may be right ascensions or declinations, longitudes or latitudes, or magnitudes of any other kind. Subtract the first term of the series from the second, the second from the third, and so on, giving to each remainder the sign which results from the rules of algebra; and let the first order of differences be represented by $b_{,,,} b_{,,} b_{,}$ etc. Subtract each of these first differences from the one next below it, for a second order of differences, paying attention to the signs, and represent these differences by $c_{,,,} c_{,,} c_{,}$ etc., and proceed in the same manner for the third, fourth, etc., orders of differences, as represented in the following table:

Time or Argument.	Quantities.	1st Diff.	2d Diff.	3d Diff.	4th Diff.	5th Diff.	6th Diff.
T-3h	a _{'''}	b _{'''}					
T-2h	a _{''}	b _{''}	c _{'''}				
T-h	a _'	b _'	c _{''}	d _{'''}	e _{'''}		
T	a _o	b _'	c _'	d _{''}	e _{''}	f _{'''}	
		b _o		d _'		f _{''}	g _{'''}
T+h	a'	b'	c _o	d _o	e _'	f _'	g _{''}
T+2h	a''	b''	c'	d'	e _o		
T+3h	a'''	b'''	c''				
T+4h	a''''						

If we put a^(t) to represent that term of the series which follows a_o at the interval t, then, as shown in Algebra, Art. 297, we shall have

$$a^{(t)} = a_o + t \cdot b_o + \frac{t(t-1)}{2} \cdot c_o + \frac{t(t-1)(t-2)}{2 \cdot 3} \cdot d_o + \text{etc.} \quad (A)$$

Ex. 1. Given the moon's right ascension as follows:

Date.	Right Ascension.			1st Difference.		2d Difference.
	h.	m.	s.	m.	s.	s.
1855. February 1, 0	8	34	36.65			
				+2	5.65	
	1	8	36 42.30	+2	5.44	-0.21
	2	8	38 47.74	+2	5.23	-0.21
	3	8	40 52.97	+2	5.00	-0.23
	4	8	42 57.97			

Required the moon's right ascension at February 1, 0h. 15m.

Here a_o = 8h. 34m. 36.65s.; b_o = +2m. 5.65s.; c_o = -0.21s.; and t = 15m. = .25 in parts of an hour. Therefore

$$\begin{aligned}
 a^{(t)} &= 8h. 34m. 36.65s. + 125.65 \times .25 + \frac{0.21}{2} \times .25 \times .75 \\
 &= 8h. 34m. 36.65s. + 31.41s. + 0.02s. \\
 &= 8h. 35m. 8.08s.
 \end{aligned}$$

Table XXIII., page 393, gives the coefficients of each order

of differences for every hundredth part of the unit of time elapsing between the given terms of the series. In the preceding example the second differences are sensibly constant. In the following example the numbers appear more irregular.

Ex. 2. Given the right ascension of the moon's limb for the upper and lower transit at Washington, as follows :

Date.	Right Ascens.	1st Diff.	2d Diff.	3d Diff.	4th Diff.	5th Diff.
1855.	<i>h. m. s.</i>	<i>m. s.</i>	<i>s.</i>	<i>s.</i>	<i>s.</i>	<i>s.</i>
July 3, L. T.	22 37 59.54	+27 57.01				
U. T.	23 5 56.55	+27 4.06	-52.95	+10 27		
4, L. T.	23 33 0.61	+26 21.38	-42.68	+10.91	+0.64	-0.63
U. T.	23 59 21.99	+25 49.61	-31.77	+10.92	+0.01	-0.40
5, L. T.	0 25 11.60	+25 28.76	-20.85	+10.53	-0.39	-0.17
U. T.	0 50 40.36	+25 18.44	-10.32	+ 9.97	-0.56	
6, L. T.	1 15 58.80	+25 18.09	- 0.35			
U. T.	1 41 16 89					

to find the moon's right ascension, July 3, at its transit over a place one hour west of Washington.

$$a^{(0)} = 22\text{h. } 37\text{m. } 59.54\text{s.} + \frac{1677.01\text{s.}}{12} + \frac{52.95\text{s.} \times 11}{2 \times 12 \times 12} + \frac{10.27\text{s.} \times 11 \times 23}{6 \times 12 \times 12 \times 12}$$

$$- \frac{0.64\text{s.} \times 11 \times 23 \times 35}{24 \times 12 \times 12 \times 12 \times 12} - \frac{0.63\text{s.} \times 11 \times 23 \times 35 \times 47}{120 \times 12 \times 12 \times 12 \times 12 \times 12 \times 12}$$

or

$$a^{(0)} = 22\text{h. } 37\text{m. } 59.54\text{s.} + 139.75\text{s.} + 2.06 + 0.25 - 0.01 - 0.01$$

$$= 22\text{h. } 40\text{m. } 21.58\text{s.}$$

(220.) It will generally be found more convenient in practice to take the coefficients for the several orders of differences directly from Table XXIII. It will be observed that the coefficients of the second and fourth differences are negative, while those of the odd differences are positive. Hence the corrections for the odd differences will have the *same* sign as those differences; but the corrections for the even differences will have a sign *contrary* to those differences. Hence, in the above example, the corrections for the first, second, and third differences are positive, while the other two corrections are negative.

(221.) Formula (A) proceeds from values which belong to a less argument, to those which belong to a greater argument;

but we are at liberty to proceed in the reverse order. Conceive the times and quantities given on page 203 to be written in an inverted order, so that the table shall begin with the last value, a'''' , and end with the first, a'''' . The first differences would then be $a'''' - a'''' = -b''''$; $a'' - a'''' = -b''$, etc. That is, the first differences would be the same as given in the preceding table, but with contrary signs. The second differences would be $-b'' - (-b'''') = b'' - b'''' = +c''$; that is, the second differences would retain the same signs as before. The third differences, $c' - c'' = -d'$, etc., change their signs, while the fourth differences remain unchanged, and so on; that is, the differences of an odd order have their signs reversed.

Suppose now that t is a proper fraction, representing the distance of the term $a^{(t)}$ from a_0 ; then the first, second, third, fourth, etc., differences corresponding will be $-b_0$; $+c_1$; $-d_{11}$; $+e_{111}$, etc.; and consequently,

$$a^{(t)} = a' - (1-t)b_0 + \frac{(1-t)(1-t-1)}{2}c_1 - \frac{(1-t)(1-t-1)(1-t-2)}{2 \cdot 3}d_{11} + \text{etc.},$$

or

$$a^{(t)} = a' + (t-1)b_0 + \frac{t(t-1)}{2}c_1 + \frac{t(t-1)(t+1)}{2 \cdot 3}d_{11} + \frac{t(t-1)(t+1)(t+2)}{2 \cdot 3 \cdot 4}e_{111} + \text{etc.} \dots \dots \dots (B)$$

(222.) Equations (A) and (B) are each of them only approximate; but when the error of one is positive, the error of the other will generally be negative, so that we shall obtain a more accurate expression if we take the half sum of both (A) and (B), and we shall have

$$a^{(t)} = \frac{a_0 + a'}{2} + t \cdot b_0 - \frac{b_0}{2} + \frac{t(t-1)}{2} \left(\frac{c_0 + c_1}{2} \right) + \frac{t(t-1)}{6} \left\{ \frac{(t-2)d_0 + (t+1)d_{11}}{2} \right\} + \text{etc.}$$

But $a' - b_0 = a_0$;
and consequently,

$$\frac{a_0 + a'}{2} - \frac{b_0}{2} = a_0.$$

Also, $d_0 = d_1 + e_1$; $d_{11} = d_1 - e_{11}$, etc.

Substituting these values in the preceding equation, we obtain

$$a^{(t)} = a_0 + t \cdot b_0 + \frac{t(t-1)}{2} \left(\frac{c_0 + c_1}{2} \right) + \frac{t(t-1)(t-\frac{1}{2})}{2 \cdot 3} d_1 + \frac{(t+1)t(t-1)(t-2)}{2 \cdot 3 \cdot 4} \left(\frac{e_1 + e_{11}}{2} \right) +, \text{ etc. (C)}$$

Since t is supposed to be included between 0 and 1, it is plain that the coefficients of the third, fourth, etc., differences in formula (C) are smaller than in formulas (A) and (B); that is, this series converges most rapidly.

It will readily be perceived that in formula (A) the first, second, third, etc., differences in the table on page 203 lie in a diagonal, which starts from between a_0 and a' and inclines downward. In formula (B), on the contrary, they lie in a diagonal which inclines upward; while in formula (C) the odd differences are intersected by a horizontal line, which starts from between a_0 and a' ; but for the even differences we employ the half sum of that which lies above and that which is below the horizontal line.

(223.) If we represent the coefficients of the several orders of differences by B, C, D, etc., formula (C) may be written

$$a^{(t)} = a_0 + Bb + Cc + Dd + Ee + Ff, \text{ etc. . . . (D)}$$

where we put $b = b_0$

$$c = \frac{c_0 + c_1}{2}$$

$$d = d_1$$

$$e = \frac{e_1 + e_{11}}{2}$$

$$f = f_{11}$$

$$B = t$$

$$C = \frac{t(t-1)}{2}$$

$$D = \frac{t(t-1)(t-\frac{1}{2})}{2 \cdot 3}$$

$$E = \frac{(t+1)t(t-1)(t-2)}{2 \cdot 3 \cdot 4}$$

$$F = \frac{(t+1)t(t-1)(t-2)(t-\frac{1}{2})}{2 \cdot 3 \cdot 4 \cdot 5}, \text{ etc.}$$

This formula is the one recommended by Professor Bessel.

Table XXIII., page 392, gives the values of the preceding coefficients for every hundredth part of the unit of time. It will be observed that the coefficient of the second differences is invariably negative; but for values of t less than .50, the coefficients of the third and fourth differences are positive, and the fifth negative; while for values of t greater than .50, the coefficients of the third differences are negative, but the fourth and fifth are positive.

Example. Required the moon's right ascension for July 10, 1855, at 8h. mean time.

Take from the Almanac three places of the moon preceding and three places following the proposed time, and find their differences as in the following table:

Date.	R. A.			1st Diff.		2d Diff.	3d Diff.	4th Diff.	5th Diff.
	h.	m.	s.	m.	s.	s.	s.	s.	s.
July 9, 0	3	20	56.61						
12	3	47	2.02	+26	5.41				
				+26	32.98	+27.57			
" 10, 0	4	13	35.00				-1.99		
				+26	58.66	+25.68	-4.08	-2.19	
12	4	40	33.66			+21.60		-2.25	-0.06
				+27	20.26	+15.27	-6.33		
" 11, 0	5	7	53.92						
12	5	35	29.45	+27	35.53				

For July 10, at 0h., which is the date next preceding the one proposed, we find

$$a_0 = 4h. 13m. 35.00s.; \quad b = 26m. 58.66s.$$

$$c_0 = 21.60s.; \quad c_1 = 25.68s.; \quad \therefore c = \frac{1}{2}(c_0 + c_1) = 23.64s.$$

$$d = -4.08s.; \quad f = -0.06s.$$

$$e_1 = -2.25s.; \quad e_2 = -2.19s.; \quad \therefore e = \frac{1}{2}(e_1 + e_2) = -2.22s.$$

The difference between the proposed time and July 10 at 0h. is 8h., which is two thirds of the interval between the dates in the table. Therefore we have

$$Bb = \frac{2}{3}(26m. 58.66s.) = +17m. 59.107s.$$

$$Cc = -\frac{2}{3}(23.64s.) = -2.627s.$$

$$Dd = -.00617 \times -4.08s. = +.025s.$$

$$Ee = +.02057 \times -2.22s. = -.046s.$$

$$Ff = +.00069 \times -0.06s. = .000s.$$

$$\underline{Bb + Cc + Dd + Ee + Ff = +17m. 56.46s.}$$

$$a_0 = 4h. 13m. 35.00s.$$

$$\text{Moon's R. A. at 8h.} = 4h. 31m. 31.46s.$$

(224.) Most of the numbers in the Nautical Almanac are computed for intervals of either 12 or 24 hours. The right ascension of the moon's bright limb is given for both the upper and lower culminations, that is, for intervals of 12 hours of longitude. If we wish to interpolate for any other meridian, we must consider 12 hours as the unit of time, and it is desirable to have the coefficients computed for convenient fractions of 12 hours. When the computation is performed by logarithms, it is convenient to have the logarithmic coefficients arranged in a table. This has accordingly been done in Table XXIV., which furnishes the logarithms of Bessel's coefficients for every five minutes throughout 12 hours. If the numbers between which we wish to interpolate are given for intervals of 24 hours, as the sun's places in the Nautical Almanac, we may avail ourselves of the same table of coefficients by simply doubling each of the numbers in column first. Thus, when the interval is 12 hours, the coefficients for an argument of one hour will be the same as for an argument of two hours when the interval is 24 hours.

The preceding example is most conveniently solved by the use of these coefficients. Taking the logarithms of the coefficients B, C, D, E, and F from the table, and the logarithms of b , c , d , e , and f as given on the preceding page, we have

$$\begin{array}{r}
 \log. B = 9.8239087; \log. C = 9.04576n; \log. D = 7.79048n; \\
 \log. b = 3.2091556 \quad \log. c = 1.37365 \quad \log. d = 0.61066n \\
 \hline
 3.0330643 \quad 0.41941n \quad 8.40114 \\
 \text{Nat. num.} + 1079.107s. \quad - 2.627s. \quad + 0.025s. \\
 \log. E = 8.31336; \log. F = 6.83624 \\
 \log. e = 0.34635n \quad \log. f = 8.77815n \\
 \hline
 8.65971n \quad 5.61439n \\
 \text{Nat. num.} - 0.046s. \quad .000
 \end{array}$$

Adding to $\log. B$, $\log. C$, etc., the factors $\log. b$, $\log. c$, etc., we obtain for the several corrections

$$\begin{array}{r}
 Bb = +17m. 59.107s. \\
 Cc = \quad -2.627s. \\
 Dd = \quad +0.025s. \\
 Ee = \quad -0.046s. \\
 Ff = \quad \quad 0.000s. \\
 \hline
 \text{Sum} = +17m. 56.46s.
 \end{array}$$

the same as found on page 207.

If we neglect the third and following differences, that is, if we suppose the second differences constant, formula C becomes

$$a^{(t)} = a_0 + t \cdot b_0 + \frac{t(t-1)}{2} \frac{(c_0 + c_1)}{2}.$$

We accordingly take from the Nautical Almanac four consecutive arcs, such that the arc sought may fall between the two middle ones, and for the second difference we employ the mean of the two second differences thus obtained.

In the example on page 207, if we regard only first and second differences, we shall obtain the moon's right ascension,

4h. 31m. 31.48s.

instead of

4h. 31m. 31.46s.

The error arising from neglecting the third and following differences amounts, therefore, only to 0.02s.

PROBLEM.

(225.) *To find the time of conjunction or opposition of the moon with the sun.*

The right ascension of the moon is given in the Nautical Almanac for every hour of the day, and the right ascension of the sun is given for noon of each day. An inspection of these columns will readily show between what hours conjunction or opposition takes place. Take out four successive right ascensions of the moon, such that the phase sought shall fall between the second and third of the hours, and find by interpolation the corresponding right ascension of the sun. For each hour subtract the right ascension of the sun from that of the moon; the differences will represent the distances of the moon from the sun. Then, if only an approximate result is desired, we may determine by a simple proportion when the difference of right ascension amounts to zero, or twelve hours. But if a more accurate result is desired, we must take account of the second differences.

Example.

Required the Washington mean time of opposition in right ascension of the sun and moon, October 24, 1855.

We readily discover by an inspection of the ephemeris that opposition takes place between 19h. and 20h., Greenwich time. We then take from the Nautical Almanac the right ascension of

the sun and moon for four successive hours, and find their differences, neglecting the 12 hours, as follows :

Date.	Sun's R. A.			Moon's R. A.			Moon—Sun.		1st Diff.		2d Diff.
h.	h.	m.	s.	h.	m.	s.	m.	s.	m.	s.	s.
18	13	56	30.45	1	53	48.67	-2	41.78	+2	3.78	
19	13	56	40.01	1	56	2.01	-	38.00	+2	3.94	+0.16
20	13	56	49.57	1	58	15.51	+1	25.94	+2	4.09	+0.15
21	13	56	59.13	2	0	29.16	+3	30.03			

If we neglect the second differences, the time of opposition may be found by the proportion

$$2m. 3.94s. : 3600s. :: 38.00s. : 18m. 23.8s. ;$$

that is, opposition takes place at 19h. 18m. 23.8s., and this result is within half a second of the truth. If greater accuracy is required, we must take account of the second differences, which may be done as follows :

In the formula of interpolation, page 206,

$$a^{(t)} = a_0 + t \cdot b + \frac{t(t-1)}{2}c + \text{etc.},$$

t must be regarded as the unknown quantity, all the others being known.

Developing this formula, we have

$$a^{(t)} = a_0 + t \cdot b - \frac{tc}{2} + \frac{t^2c}{2},$$

or
$$a^{(t)} - a_0 = t \left(b - \frac{c}{2} + \frac{tc}{2} \right).$$

Now the approximate value of t is $\frac{a^{(t)} - a_0}{b}$. Substituting this value above, we obtain

$$t = \frac{a^{(t)} - a_0}{b - \frac{c}{2} + \frac{c}{2} \cdot \frac{a^{(t)} - a_0}{b}},$$

which is a more accurate value of t . In the present case $a^{(t)}$ becomes zero, because we wish to determine when the difference of right ascension between the sun and moon is zero (neglecting the 12 hours); hence we have

$$t = \frac{-a_0}{b - \frac{c}{2} - \frac{c}{2} \cdot \frac{a_0}{b}}.$$

where we must be careful to preserve the proper sign of each term.

Substituting the values of these letters, we have

$$t = \frac{38.00}{123.94 - .08 + .03} = \frac{38.00}{123.89}$$

where t is expressed in parts of an hour.

Multiplying by 3600 to reduce the result to seconds, we obtain 1104.2s., or 18m. 24.2s.; whence the corrected time of opposition is

- 19h. 18m. 24.2s. Greenwich mean time,
- or 14h. 10m. 13.0s. Washington mean time.

PROBLEM.

(226.) *To find the hourly motion of the moon in right ascension, etc.*

The moon's hourly motion may be found very nearly by taking the difference between two successive numbers in the Nautical Almanac, the one before and the other after the time for which the hourly motion is wanted. If the proposed instant does not fall midway between the two dates in the Almanac, we must apply a correction by taking a proportional part of the second difference.

Example 1.

Required the moon's hourly motion in right ascension, October 24, 1855, at 19h. 18m. 24.2s., Greenwich mean time.

We take from the Nautical Almanac the following numbers:

Date.	Moon's R. A.	1st Diff.	2d Diff.
h.	h. m. s.	m. s.	s.
18	1 53 48.67		
19	1 56 2.01	+2 13.34	+0.16
20	1 58 15.51	+2 13.50	

The change of the moon's right ascension from 18h. to 19h. is 2m. 13.34s., which may be regarded as the hourly motion for 18h. 30m. In the same manner, the hourly motion for 19h. 30m. is 2m. 13.50s. In order to obtain the hourly motion for 19h. 18m. 24.2s., we state the proportion

$$60m. : 0.16s. :: 48m. 24.2s. : 0.13s.,$$

which, being added to 2m. 13.34s., gives the hourly motion for 19h. 18m. 24.2s., equal to 2m. 13.47s. in time, or 33' 22''.05 in arc.

In calculating eclipses, it is necessary to know the hourly motion of the moon from the sun. This is obtained by finding the sun's hourly motion in the manner already explained, and subtracting it from the moon's hourly motion. Thus, if the sun's hourly motion, October 24, was 9.56s., then the hourly motion of the moon from the sun was 2m. 13.47s. - 9.56s. = 2m. 3.91s. in time, or 30' 58''.65 in arc.

(227.) The preceding method is slightly inaccurate in principle, and when the interval between the moon's places amounts to 12 hours, the error can not be neglected. An accurate formula for the hourly motion may be obtained by differentiating equation D, page 206. We thus find

$$\frac{d\{a^{(0)}\}}{dt} = b + \frac{2t-1}{2}c + \frac{3t^2-3t+\frac{1}{2}}{2.3}d + \frac{4t^3-6t^2-2t+2}{2.3.4}e +, \text{ etc.}$$

If the moon's places are given for intervals of 12 hours, and we assume successively $t=0, =\frac{1}{2}, =\frac{3}{2}$, etc., we shall obtain the hourly motion corresponding to each hour of the interval for which b, c, d , etc., are computed. If we wish the hourly motion for the instant midway between two values of b , we must make $t=\frac{1}{2}$; in which case the above coefficient of c becomes 0,

$$\begin{array}{rcc} \text{"} & d & \text{"} -\frac{1}{24}, \\ \text{"} & e & \text{"} 0, \end{array}$$

and we have the hourly motion equal to

$$\frac{1}{2}\left(b - \frac{d}{24}\right),$$

where b and d represent the first and third differences corresponding to the instant for which the hourly motion is required.

Ex. 2. Required the variation of the moon's right ascension in one hour of longitude for the instant of the Greenwich transit, January 5, 1854, from the following data :

Date.	Moon's R. A.			1st Diff.		2d Diff.	3d Diff.
	h.	m.	s.	m.	s.		
January 4, U. T.	23	55	36.86	24	21.19		
“ L. T.	0	19	58.05	23	49.13	-32.06	+9.68
“ 5, U. T.	0	43	47.18	23	26.75	-22.38	+9.23
“ L. T.	1	7	13.93	23	13.60	-13.15	
“ 6, U. T.	1	30	27.53				

The difference, 23m. 49.13s., corresponds to the instant midway between the lower transit, January 4th, and the upper transit, January 5th. By interpolation in the usual manner, we find the first difference corresponding to the upper transit, January 5th, to be

$$b = 23m. 36.76s.,$$

and the third difference for the same instant is

$$d = +9.45s.$$

Subtracting $\frac{1}{4}$ th of d from b , we have

$$23m. 36.37s.,$$

which, divided by 12, gives

$$118.03s.,$$

which is the motion in right ascension for one hour of longitude, corresponding to the instant of Greenwich transit, January 5th.

PROBLEM.

(228.) *Two hour circles, PA, PB, make with each other a small angle at P, and from any point, A, in one of them, an arc, AC, of a great circle is let fall perpendicularly on the other; it is required to find the difference of declination of the points A and C.*

Let P be the pole of the earth, AB a parallel of declination, and AC an arc of a great circle perpendicular to PB.

Then, in the triangle APC,

$$R. \cos. APC = \text{tang. } PC \cot. PA,$$

or
$$\cot. PC = \frac{\cot. PA}{\cos. APC}.$$

If we put δ = the declination of the point A, δ' = the



declination of the point C, and a the difference of right ascension of A and C, we shall have

$$\text{tang. } \delta' = \frac{\text{tang. } \delta}{\cos. a} \dots \dots \dots (1)$$

from which the declination of the point C may be computed; but the computation requires a table of tangents extending to single seconds, and seven places of decimals. We may obtain a more convenient formula as follows:

By Trig., Art. 77,

$$\text{tang. } (a - b) = \frac{\text{tang. } a - \text{tang. } b}{1 + \text{tang. } a \text{ tang. } b}$$

$$\begin{aligned} \text{Hence } \text{tang. } (\delta' - \delta) &= \frac{\frac{\text{tang. } \delta}{\cos. a} - \text{tang. } \delta}{1 + \frac{\text{tang.}^2 \delta}{\cos. a}} \\ &= \frac{\text{tang. } \delta (1 - \cos. a)}{\cos. a + \text{tang.}^2 \delta} \end{aligned}$$

Since a is supposed to be a small arc, we will put $\cos. a$ in the denominator equal to unity, and it becomes

$$\text{tang. } (\delta' - \delta) = \frac{\text{tang. } \delta (1 - \cos. a)}{\sec.^2 \delta} = \text{tang. } \delta \cos.^2 \delta (1 - \cos. a)$$

But $\text{tang. } \delta \cos.^2 \delta = \sin. \delta \cos. \delta = \frac{\sin. 2\delta}{2}$, by Trig., Art. 73.

And by Trig., Art. 74,

$$1 - \cos. a = 2 \sin.^2 \frac{1}{2} a.$$

Hence $\text{tang. } (\delta' - \delta) = \sin. 2\delta \sin.^2 \frac{1}{2} a.$

If we suppose a to be expressed in minutes, and $\delta' - \delta$ in seconds, we may put

$$\text{tang. } (\delta' - \delta) = (\delta' - \delta) \sin. 1'',$$

and $\sin. \frac{a}{2} = \frac{a}{2} \sin. 1' = a(30 \sin. 1')$.

Hence, by substitution, we obtain

$$\delta' - \delta = a^2 (900 \sin. 1'' \sin. 2\delta) \dots \dots \dots (2)$$

Example. Suppose $\delta = 29^\circ$, and $a = 90'$; it is required to find the value of $\delta' - \delta$.

Solution.—By formula (1), $\text{tang. } 29^\circ = 9.7437520$
 $\cos. 90' = 9.9998512$

$$\text{tang. } 29^\circ 0' 30''.0 = \overline{9.7439008}$$

Therefore $\delta' - \delta = 30''.0.$

$$\begin{aligned}
 \text{By formula (2),} \quad & 900 = 2.9542 \\
 & \sin. 1'' = 4.6856 \\
 & \sin. 58^\circ = 9.9284 \\
 & 90^2 = 3.9085 \\
 \delta' - \delta = 30''.0 & = \overline{1.4767}
 \end{aligned}$$

In this manner was computed Table XVIII. It will be observed that the declination of the point C is always greater than that of A, whether it be north or south of the equator. This correction is applied to the moon's declination in computing eclipses and occultations.

CATALOGUES OF THE FIXED STARS.

(229.) The first individual who constructed a catalogue of the stars was Hipparchus, who flourished between 160 and 135 years B.C. This catalogue contains the longitude and latitude of 1028 stars, and is preserved in Ptolemy's Almagest.

The next catalogue of stars is that of the Tartar prince Ulugh Beigh. This catalogue contains the places of 1019 stars, derived from observations made at Samarcand. The epoch is the year 1437 A.D.

The next catalogue is that of Tycho Brahe, containing the places of 777 stars, for the year 1600. Kepler subsequently enlarged this catalogue, from Tycho Brahe's observations, to 1005 stars, and published it in the year 1627.

Halley's catalogue of southern stars contains the places of 341 stars, derived from observations made at St. Helena. The epoch is 1677. This was the first catalogue constructed from observations made by the use of telescopic sights.

The catalogue of Hevelius contained 1564 stars, and was published in 1690. The epoch is 1660.

Flamsteed's British Catalogue was published in 1725. It contains the places of 2935 stars, reduced to the year 1689.

The observations made by Bradley between the years 1750 and 1762 were published by Bessel in 1818. The number of stars in this catalogue is 3112. The epoch is 1750.

Lacaille's catalogue of stars in the southern hemisphere, observed at the Cape of Good Hope, contains 9766 stars, reduced to the year 1750. This catalogue was printed in 1845 at the expense of the British government.

Mayer is the author of a catalogue of 998 zodiacal stars, published in 1775.

(230.) Toward the close of the last century M. L. Lalande, at Paris, undertook to determine the positions of all the stars in the northern hemisphere down to the ninth magnitude. These observations have recently been reduced at the expense of the British Association, and were published in 1847. This catalogue contains the places of 47,390 stars, reduced to the year 1800.

In 1814 Piazzi published a catalogue of 7646 stars, from observations made at Palermo from 1792 to 1813. This was the most important catalogue of stars hitherto published. Every star was observed several times, and a mean of all the results taken as the final place of the star.

In 1806 De Zach published a catalogue of 1830 zodiacal stars, from observations made by him at Seeberg, in Saxe Gotha.

In 1838 was published Groombridge's catalogue of 4243 circumpolar stars, reduced to the year 1810. It contains the places of all the stars down to the eighth magnitude, situated within 50° of the north pole, derived from observations made between the years 1806 and 1816.

In 1821 Bessel commenced observations of all the stars down to the ninth magnitude, comprehended between the parallels of 15° south declination and 45° north declination. This work was completed in 1833, and contained about 75,000 observations. Professor Weisse has published a catalogue of 31,895 stars, reduced to the year 1825, containing all the stars observed by Bessel within the region extending 15° on each side of the equator. Professor Weisse is at present engaged in reducing the remaining observations of Bessel.

Argelander has observed in a similar manner all the stars included between 45° and 80° of north declination. These observations were commenced in 1841, and were finished in 1844. The number of stars is about 22,000. Argelander has recently completed a similar survey of the heavens between 15° and 31° of south declination, containing 17,600 stars.

In 1821 Sir Thomas Brisbane erected an observatory at Paramatta, in New South Wales, and in 1835 published a catalogue of 7385 stars, chiefly in the southern hemisphere, founded upon observations made at his establishment.

In 1844 was published Taylor's catalogue of 11,015 stars, founded on observations made at Madras during the years 1822 to 1843.

(231.) In 1849 was published a catalogue of 2156 stars, formed from the observations made during 12 years, from 1836 to 1847, at the Royal Observatory, Greenwich.

Professor Rumker has recently completed a catalogue of more than 12,000 stars, observed since 1836, with the meridian circle of the Hamburg Observatory. The chief object in preparing this catalogue was to supply the deficiencies in the *Histoire Celeste* and Bessel's Zones, rather than to supersede the catalogues previously existing.

Since 1838, Mr. Johnson, director of the Radcliffe Observatory, Oxford, has been engaged in reobserving the circumpolar stars of Groombridge's catalogue. This work is nearly completed, and will embrace about 2000 stars more than are contained in Groombridge's catalogue.

Lieutenant Gilliss, director of the United States astronomical expedition to Chili in 1849, undertook to construct a catalogue of all the stars down to the eighth magnitude, situated within 60° of the south pole. The time to which the expedition was limited having expired in 1852, this plan could not be carried fully into execution; but observations were obtained of nearly 30,000 stars within the 25° surrounding the pole.

The catalogue published by the British Association in 1845 contains the places of 8377 stars, reduced to 1850, derived from the best authorities, and furnishes the constants for deducing the apparent from the mean places with the greatest facility. This is the most valuable catalogue for general use which has yet been published.

In 1852, Professor Struve, of St. Petersburg, published a catalogue giving the places of 2874 stars for the year 1830, being chiefly double stars observed at Dorpat from 1832 to 1843.

The catalogue appended to this volume contains the mean places of all stars as large as the fifth magnitude, reduced to the year 1850. The mean places of such as were found in Airy's twelve-year catalogue were taken from that catalogue; the others were taken from the catalogue of the British Association, which also furnished the constants for reduction.

Determination of the apparent places of the fixed stars.

(232.) The positions of the stars given in the catalogues are called their mean places; and as these places vary from year to year in consequence of precession, the epoch for which the places are given should always be stated. In the accompanying catalogue, the mean places of the stars are given for January 1, 1850. In our observations, however, we do not find the stars in the positions here given; but their places are altered by the amount of their precession since January 1, 1850, and are also affected by aberration and nutation. The mean places must therefore be reduced to the apparent before they can be compared with observation.

The algebraic expressions for these corrections have been reduced by Bessel to the following form:

$$\text{Correction in R. A.} = Aa + Bb + Cc + Dd;$$

$$\text{Correction in N. P. D.} = Aa' + Bb' + Cc' + Dd';$$

$$\text{where } A = -18''.732 \cos. \odot,$$

$$B = -20''.420 \sin. \odot,$$

$$C = t - 0.025 \sin. 2\odot - 0.343 \sin. \Omega + 0.004 \sin. 2\Omega,$$

$$D = -0''.545 \cos. 2\odot - 9''.250 \cos. \Omega + 0''.090 \cos. 2\Omega,$$

$$a = +\cos. a \sec. \delta,$$

$$b = +\sin. a \sec. \delta,$$

$$c = +3.0706s. + 1.3370s. \sin. a \text{ tang. } \delta,$$

$$d = +\cos. a \text{ tang. } \delta,$$

$$a' = -\text{tang. } \omega \cos. \delta + \sin. a \sin. \delta,$$

$$b' = -\cos. a \sin. \delta,$$

$$c' = -20''.055 \cos. a,$$

$$d' = +\sin. a.$$

Also,

t = the time from the beginning of the year, expressed in fractional parts of a year.

\odot = the sun's true longitude,

Ω = the mean longitude of the moon's ascending node,

a = the mean right ascension of the star,

δ = the mean declination of the star,

ω = the obliquity of the ecliptic.

The factors A, B, C, D are independent of the star's places, and are the same for all the stars, but vary with the time. They are given for every day of the year in the English Nau-

tical Almanac, on page 22 of each month, and on pages 223-5 of the American Nautical Almanac for 1855. The factors $a, b, c, d, a', b', c', d'$, depend only on the places of the stars, and are sensibly constant for a long period of years. They are accordingly calculated, and their logarithms are entered opposite each star in the accompanying catalogue.

(233.) In order to obtain the correction to the mean place of a star, we have only to take from the catalogue, and opposite to the given star, the logarithms of a, b, c, d , and a', b', c', d' , with their proper signs; and to write down under them respectively, from the Nautical Almanac, opposite the given day, the logarithms of A, B, C, D , with their proper signs, remembering that the signs prefixed to the logarithms affect only the natural numbers. We then add each pair together, and find the natural number corresponding to the sum. The sum of the four natural numbers thus obtained (regard being had to their signs) will be the total correction required in right ascension and polar distance on the given day. This correction, applied to the mean place of the star at the beginning of the year, will give the apparent place of the star on the day required.

The mean right ascension and polar distance for the epoch of the catalogue is reduced to that of the current year, by adding as many times the annual precession in right ascension and polar distance as the number of whole years elapsed since the given epoch.

Example. Required the apparent right ascension and north polar distance of γ Orionis, on February 5, 1855, for midnight, at Washington.

Mean R. A., Janu- ary 1, 1850 . . .	^{h.} 5 ^{m.} 17 ^{s.} 5.31	Mean P. D., Janu- ary 1, 1850 . . .	83 47 27.7
5 years' precession and proper motion	+16.10	5 years' precession and proper motion	-18.6
Mean R. A., Janu- ary 1, 1855 . . .	^{h.} 5 ^{m.} 17 ^{s.} 21.41	Mean P. D., Janu- ary 1, 1855 . . .	83 47 9.1
	<u>Logarithms.</u>		<u>Logarithms.</u>
<i>a</i>	+8.0963	<i>a'</i>	-9.5120
A	-1.1366	A	-1.1366
<i>Aa</i>	<u>-9.2329</u>	<i>Aa'</i>	<u>+0.6486</u>
	-0.171		+4.452
<i>b</i>	+8.8188	<i>b'</i>	-8.3039
B	+1.1451	B	+1.1451
<i>Bb</i>	+9.9639	<i>Bb'</i>	-9.4490
	+0.920		-0.281
<i>c</i>	+0.5070	<i>c'</i>	-0.5721
C	-9.0952	C	-9.0952
<i>Cc</i>	<u>-9.6022</u>	<i>Cc'</i>	<u>+9.6673</u>
	-0.400		+0.465
<i>d</i>	+7.1304	<i>d'</i>	+9.9923
D	-0.7954	D	-0.7954
<i>Dd</i>	<u>-7.9258</u>	<i>Dd'</i>	<u>-0.7877</u>
	-0.008		-6.134
Correction of R. A. =	+0.341	Correction of P. D. =	-1.498

Hence the apparent right ascension of γ Orionis,
 $= 5\text{h. } 17\text{m. } 21.41\text{s.} + 0.34\text{s.} = 5\text{h. } 17\text{m. } 21.75\text{s.};$
 and the apparent north polar distance,
 $= 83^\circ 47' 9''.1 - 1''.5 = 83^\circ 47' 7''.6.$

The mean right ascension on the 1st of January of the year of observation may be found by applying to the apparent observed right ascension the above correction with the contrary sign.

DIURNAL ABERRATION OF LIGHT.

(234.) The diurnal aberration of light is a phenomenon resulting from the movement of light, combined with the rotation of the earth on its axis; and it differs from the annual aberration merely in consequence of the difference between the velocity of the earth on its axis, and its velocity in its orbit.

The velocity of rotation of a point on the equator is to the velocity of the earth in its orbit as 1 to 65.82; and, since the annual aberration is $20''.445$, the diurnal aberration will be

or $0''.3107$ in arc,
 $0.0207s.$ in sidereal time.

(235.) This is the diurnal aberration of a star on the equator for a place situated on the equator; but for a place in latitude ϕ , the circle of diurnal rotation being less than at the equator, in the ratio of radius to the cosine of the latitude, the aberration will be equal to

$$0.0207s. \cos. \phi.$$

If the star be not in the equator, this expression denotes only the aberration on the parallel of the star's declination; and in order to reduce it to the celestial equator, or to the value of the aberration in right ascension, it must be multiplied by the secant of the star's declination. Hence, if ϕ denote the latitude of the place, and δ the declination of the star, then the correction in time for the *upper* transit, on account of daily aberration, is

$$+ 0.0207s. \cos. \phi \sec. \delta;$$

and for the *lower* transit,

$$- 0.0207s. \cos. \phi \sec. \delta.$$

METHOD OF SOLVING EQUATIONS OF CONDITION.

(236.) In astronomical researches it is frequently required to determine the values of several quantities from a large number of simple equations, which are called *equations of condition*; and when the number of independent equations is greater than the number of unknown quantities, these equations can not be perfectly satisfied, and we can only obtain more or less probable values of the unknown quantities. The given equations may be combined in a variety of ways, and each mode of combination will furnish different values of the unknown quantities. Hence it is a question of the highest importance to determine in what manner these equations should be combined, so as to furnish the most probable values of the unknown quantities. Thus, for example, if our observations have furnished the four equations,

$$x - y + 2z = 3 \dots\dots\dots (1)$$

$$3x + 2y - 5z = 5 \dots\dots\dots (2)$$

$$4x + y + 4z = 21 \dots\dots\dots (3)$$

$$-x + 3y + 3z = 14 \dots\dots\dots (4)$$

and it is required to find the values of x , y , and z , we may pur-

sue various methods, and we shall obtain various results for these quantities.

(237.) A method frequently practiced consists in rendering the coefficients of one of the unknown quantities, as x , positive in all the equations, and then, by adding all the equations together, obtaining a new equation, in which the coefficient of x is the greatest possible. In a similar manner, by rendering the coefficients of y positive in all the equations, and then adding all the equations together, we obtain a new equation, in which the coefficient of y is the greatest possible. Proceeding in the same manner with each of the other unknown quantities, we shall have as many new equations as there are unknown quantities, and these equations may be readily solved by the ordinary rules of algebra. Thus, by changing the signs of all the terms in equation (4), and adding the equations together, we obtain

$$9x - y - 2z = 15 \dots \dots \dots (5)$$

Changing the signs in equation (1), we obtain, in the same manner,

$$5x + 7y = 37 \dots \dots \dots (6)$$

Changing the signs in equation (2), we obtain, in a similar manner,

$$x + y + 14z = 33 \dots \dots \dots (7)$$

From equations (5), (6), and (7), by the usual method of elimination, we obtain the values

$$x = 2.4853; \quad y = 3.5105; \quad z = 1.9289.$$

The method practiced by Tobias Mayer consisted in combining the given equations by addition, subtraction, etc., in such a manner that one of the unknown quantities, as x , should have a very large coefficient in the resulting equation, and the other unknown quantities should have small coefficients. Another combination would furnish a final equation, in which only y should have a large coefficient; and so for each of the unknown quantities.

(238.) Methods similar to the preceding are frequently used by astronomers, on account of their convenience; but Legendre has demonstrated that the *most probable* values of the unknown quantities are those which render the sum of the squares of all the errors the least possible. This method is accordingly called *the method of least squares*.

If we substitute in equation (1) the values of x , y , and z ,

above given, we shall find that the second member of the equation reduces to 2.8326 instead of 3, showing that these values do not perfectly satisfy the equation. A similar remark applies to equations (2), (3), and (4). If, then, we transpose all the terms to one member of the equation, the sum of the terms will not reduce to zero, but will be equal to a small quantity, e . If these equations were deduced from observation, e may be regarded as the error of one of the observations. The equations may therefore be expressed under the form

$$\begin{aligned} e &= a + bx + cy + dz \\ e' &= a' + b'x + c'y + d'z \\ e'' &= a'' + b''x + c''y + d''z \\ &\text{etc.} \qquad \text{etc.} \end{aligned}$$

There will be as many of these equations as there are observations. For convenience, let us denote all the terms of the second members of the equations which are independent of x , by M , M' , etc., and we shall have

$$\begin{aligned} e &= bx + M \\ e' &= b'x + M' \\ e'' &= b''x + M'' \\ &\text{etc.} \quad \text{etc.} \end{aligned}$$

Taking the sum of the squares of these equations, we shall have

$$e^2 + e'^2 + e''^2 + \text{etc.} = (bx + M)^2 + (b'x + M')^2 + (b''x + M'')^2 + \text{etc.}$$

(239.) According to the principle above stated, this quantity must be made a minimum, which is done by putting its first differential coefficient equal to zero. If we consider only the unknown quantity x , we shall have, after differentiating and dividing by $2dx$,

$$0 = b(bx + M) + b'(b'x + M') + b''(b''x + M''), \text{ etc.};$$

that is, to form the equation that gives a minimum for any one of the unknown quantities, as x , we must multiply each equation of condition by the coefficient of x in that equation, taken with its proper sign, and put the sum of all these products equal to zero. We must proceed in the same manner for y , z , etc., and we shall obtain as many equations of the first degree as there are unknown quantities, whose values may then be obtained by the usual mode of elimination.

To apply this method to the example, on page 221, we must

multiply equation (1) by 1; equation (2) by 3; equation (3) by 4; and equation (4) by -1 , and we shall obtain

$$\begin{aligned}x - y + 2z - 3 &= 0 \\9x + 6y - 15z - 15 &= 0 \\16x + 4y + 16z - 84 &= 0 \\x - 3y - 3z + 14 &= 0\end{aligned}$$

Putting the sum of these equations equal to zero, we obtain

$$27x + 6y - 88 = 0 \dots \dots \dots (8)$$

We must now multiply equation (1) by -1 ; equation (2) by 2; equation (3) by 1; and equation (4) by 3, and we shall obtain

$$\begin{aligned}-x + y - 2z + 3 &= 0 \\6x + 4y - 10z - 10 &= 0 \\4x + y + 4z - 21 &= 0 \\-3x + 9y + 9z - 42 &= 0\end{aligned}$$

Putting the sum of these equations equal to zero, we obtain

$$6x + 15y + z - 70 = 0 \dots \dots \dots (9)$$

We must also multiply equation (1) by 2; equation (2) by -5 ; equation (3) by 4; and equation (4) by 3, and we shall obtain

$$\begin{aligned}2x - 2y + 4z - 6 &= 0 \\-15x - 10y + 25z + 25 &= 0 \\16x + 4y + 16z - 84 &= 0 \\-3x + 9y + 9z - 42 &= 0\end{aligned}$$

Putting the sum of these equations equal to zero, we obtain

$$y + 54z - 107 = 0 \dots \dots \dots (10)$$

By comparing equations (8), (9), and (10) in the usual mode of elimination, we obtain the values

$$x = 2.4702; \quad y = 3.5509; \quad z = 1.9157.$$

If we substitute in equations (1), (2), (3), and (4), of page 221, the values found in Art. 237, we shall find the errors of these several equations to be

$$-.1674, \quad -.1676, \quad +.1673, \quad -.1671;$$

the sum of whose squares is

$$0.1120.$$

If we substitute in the same equations the values last found, we shall find the errors of these several equations to be

$$-.2493, \quad -.0661, \quad +.0945, \quad -.0704;$$

the sum of whose squares is

$$0.0804.$$

The sum of the squares of the errors resulting from employ-

ing the last obtained values of x , y , and z , is less than that resulting from the former values; and hence, according to the principle of Legendre, the last values have a greater probability in their favor than the former.

An example of the application of this method will be found on page 334.

P

CHAPTER X.

ECLIPSES OF THE MOON.

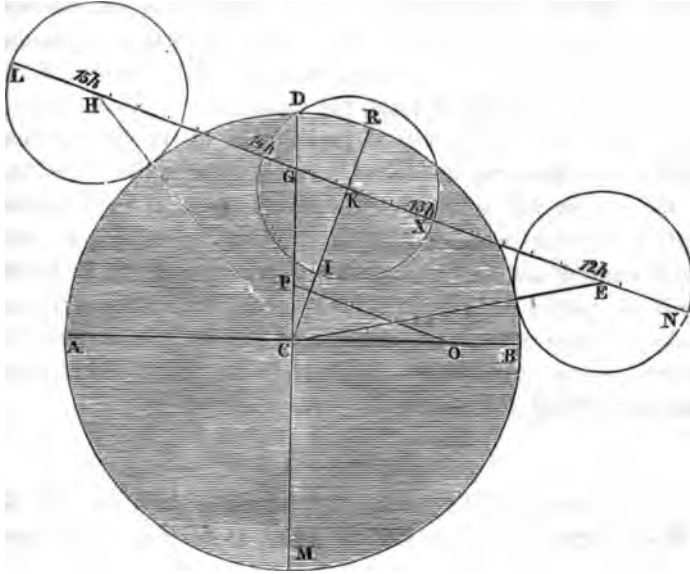
(240.) THE time of beginning or end of a lunar eclipse at any place may be found by adding its longitude to the times given in the Nautical Almanac for the meridian of Washington when the longitude is east, or subtracting the longitude when it is west. The times given in the Nautical Almanac may be deduced from the right ascensions, declinations, etc., of the sun and moon, by the following method.

An eclipse of the moon can only happen at the time of full moon. If the moon at that time is within about 12 degrees of one of its nodes, there may be an eclipse. To find whether there will be one, and to calculate the times and phases, proceed as follows :

(241.) Find the Washington mean time of opposition in right ascension by the Nautical Almanac, in the manner explained in Art. 225. For this time compute the declination, horizontal parallax, and semi-diameter, both of the sun and moon ; also the hourly motion of the moon from the sun, both in right ascension and declination, as explained in Art. 226.

Let C represent the centre of the earth's shadow (see figure on page opposite), whose right ascension is the same as that of the sun, increased by 12 hours, and its declination is the declination of the sun, with a contrary sign. Let DCM be a meridian passing through the centre of the shadow, and ACB a great circle perpendicular to it. Select a convenient scale of equal parts, and from it take CG, equal to the moon's declination, minus the declination of the centre of the shadow, and set it on CD, from C to G, above the line AB, if the centre of the moon is north of the centre of the shadow, but below if south. Take CO, equal to the hourly motion of the moon from the sun in right ascension, reduced to the arc of a great circle, and set it on the line CB, to the right of C. Take CP, equal to the moon's hourly motion from the sun in declination, and

set it on the line CD, from C to P, above the line AB, if the moon is moving northward with respect to the shadow ; below,



if moving southward. Join the points O and P. The line OP will represent the hourly motion of the moon from the sun ; and parallel to it, through G, draw NGL, which will represent the relative orbit of the moon, the earth's shadow being supposed stationary. On this line are to be marked the places of the moon before and after opposition, by means of the hourly motion OP, in such a manner that the moment of opposition may fall exactly on the point G.

(242.) The semi-diameter of the earth's shadow is equal to the horizontal parallax of the moon, plus that of the sun, minus the sun's semi-diameter ; which result must be increased by $\frac{1}{60}$ th part, on account of the earth's atmosphere. With this radius describe the circle ADB about the centre C. Add the moon's semi-diameter to the radius CB, and with this sum for a radius, describe about the centre C a circle, which, if there be an eclipse, will cut NL in two points, E and H representing respectively the places of the moon's centre at the beginning and end of the eclipse. Draw the line CKR perpendicular to LN, and cutting it in K. The hours and minutes marked on

the line LN, at the points E, K, and H, will represent respectively the times of the beginning of the eclipse, middle of the eclipse, and end of the eclipse. If the circle does not intersect NL, there will be no eclipse. With a radius equal to the moon's semi-diameter, describe a circle about each of the centres, E, H, and K. If the eclipse is total, the whole of the circle about K will fall within ARB; but if part of the circle falls without ARB, the eclipse will be partial. In either case the magnitude of the eclipse will be represented by the ratio of the obscured part, RI, to the moon's diameter. When the eclipse is total, the beginning and end of total darkness may be found by taking a radius equal to CB, diminished by the moon's semi-diameter, and describing with it, round the centre C, a circle, cutting LN in two points, representing respectively the points of beginning and end of total darkness.

Example 1.

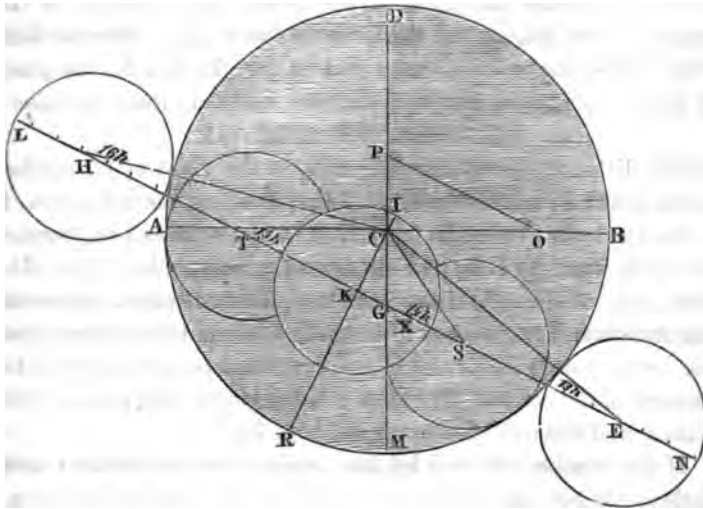
(243.) Required the times of beginning, end, etc., of the eclipse of the moon, October 24, 1855, at Washington Observatory.

By the Nautical Almanac, the Washington mean time of opposition in right ascension is, October 24, 14h. 10m. 29.6s., which result differs somewhat from that found on page 211. Corresponding to this time, the Nautical Almanac furnishes the following elements:

Declination of the moon	N. 11 42 26.9
Declination of the earth's shadow	N. 11 56 48.0
Moon's equatorial horizontal parallax	59 45.8
Sun's horizontal parallax	0 8.6
Moon's semi-diameter	16 19.2
Sun's semi-diameter	16 7.9
Moon's hourly motion in right ascension	33 22.1
Sun's hourly motion in right ascension	2 23.4
Hourly motion of moon in declination	N. 15 39.8
Hourly motion of shadow in declination	N. 0 52.1

The figure of the earth being spheroidal, that of the shadow will deviate a little from a circle, so that to have a mean ra-

dus the horizontal parallax of the moon should be reduced to a mean latitude of 45° . This reduction, by Table XIV., is $5' 9''$; so that the moon's reduced parallax is $59' 39'' 9$. Then, to obtain CB, the semi-diameter of the earth's shadow, we have $59'$



$39'' 9 + 8'' 6 - 16' 7'' 9$, which is equal to $43' 40'' 6$. Increasing this by $\frac{1}{60}$ th part of itself, or $43'' 7$, we have $44' 24'' 3 = CB$; to which adding the moon's semi-diameter, we obtain $CE = 60' 43'' 5$. From the centre C, with a radius CB, taken from a convenient scale of equal parts, describe the circle ARB, representing the earth's shadow. Draw the line ACB to represent a parallel to the equator, and make CG perpendicular to it, equal to $14' 21'' 1$, which is the moon's declination, minus the declination of the centre of the shadow; the point G being taken below C, because the centre of the moon is south of the centre of the shadow.

The hourly motion of the moon from the sun in right ascension is $30' 58'' 7$, which must be reduced to the arc of a great circle by multiplying it by the cosine of the moon's declination, $11^\circ 42' 26'' 9$, Art. 72, thus:

$$30' 58'' 7 = 1858'' 7 = 3.269209$$

$$\text{cos. Dec.} = \frac{9.990870}{}$$

$$\text{Reduced hourly motion} = 1820'' 0 = 3.260079$$

Make CO equal to $1820'' 0$, and CP, perpendicular to it, equal

to $14' 47''.7$, which is the hourly motion of the moon from the shadow in declination, the point P being placed above C, because the moon was moving northward with respect to the shadow. Join OP; and parallel to it, through G, draw the line NGL, which represents the path of the moon with respect to the shadow. On NL let fall the perpendicular CK. Now at 14h. 10m. 29.6s. the moon's centre was at G. To find X, the place of the moon's centre at 14h., we must institute the proportion

$$60m. : 10m. 29.6s. :: OP : GX ;$$

which distance, set on the line GN, to the right of G, reaches to the point X, where the hour, 14h. preceding the full moon, is to be marked. Take the line OP, and lay it from 14h., toward the right hand, to 13h., and successively toward the left to 15h., 16h., etc. Subdivide these lines into 60 equal parts, representing minutes, if the scale will permit; and the times corresponding to the points E, K, and H will represent respectively the beginning of the eclipse, 12h. 36m.; the middle of the eclipse, 14h. 22m.; and the end of the eclipse, 16h. 7m.

If the results obtained by this method are not thought to be sufficiently accurate, we may institute a rigorous computation.

COMPUTATION OF ECLIPSE.

(244.) The phases of the eclipse may be accurately calculated in the following manner:

In the right-angled triangle OCP, we have given $CO = 1820''.0$ and $CP = 887''.7$, to find OP and the angle CPO, thus:

$$CP : R :: CO : \text{tang. CPO.}$$

$$CO = 1820''.0 = 3.260079$$

$$CP = 887''.7 = 2.948266$$

$$CPO = 63^\circ 59' 59'' \text{ tang.} = 0.311813$$

Also, $\sin. CPO : R :: CO : OP.$

$$CO = 3.260079$$

$$\sin. CPO = 9.953659$$

$$OP = 2025''.0 = 3.306420$$

The angle CPO is equal to CGK, because GE and OP are parallel. Then, in the triangle CGE, we have the angle CGE = $116^\circ 0' 1''$; CG, the difference of declination between the moon and the centre of the shadow, = $14' 21''.1 = 861''.1$; and the line CE = $60' 43''.5 = 3643''.5$, to find the other parts of the triangle, thus:

$$CE : \sin. CGE :: CG : \sin. CEG.$$

$$CE \text{ comp.} = 6.438481$$

$$\sin. CGE = 9.953659$$

$$CG = 2.935054$$

$$CEG = 12^\circ 15' 51'' \sin = 9.327194$$

Therefore the angle ECG = $51^\circ 44' 8''$. Then

$$\sin. CGE : CE :: \sin. ECG : EG.$$

$$\sin. CGE \text{ comp.} = 0.046341$$

$$CE = 3.561519$$

$$\sin. ECG = 9.894959$$

$$EG = 3182''.9 = 3.502819$$

Then, to find the time of describing EG, we say,

As OP (2025''.0) is to 1 hour, so is EG (3182''.9) to the time (5658.5s.) 1h. 34m. 18.5s., between the beginning of the eclipse and the time of opposition in right ascension, 14h. 10m. 29.6s., which gives the beginning of the eclipse 12h. 36m. 11.1s.

The middle of the eclipse is found by means of the triangle CGK, which is similar to CPO, in which the angles and hypotenuse are given to find CK and KG. We have

$$R : CG :: \sin. CGK : CK :: \cos. CGK : GK.$$

$$\sin. CGK = 9.953659$$

$$\cos. CGK = 9.641846$$

$$CG = 2.935054$$

$$CG = 2.935054$$

$$CK = 774''.0 = 2.888713$$

$$GK = 377''.5 = 2.576900$$

To find the time of describing GK, we form the proportion

$$2025''.0 : 3600s. :: 377''.5 : 671.1s. = 11m. 11.1s. ;$$

which being added to 14h. 10m. 29.6s., because the point K falls to the left of G, gives the time of the middle of the eclipse, 14h. 21m. 40.7s. Subtract the time of beginning, 12h. 36m. 11.1s., from the time of middle, we obtain for half the duration of the eclipse 1h. 45m. 29.6s.; which, added to 14h. 21m. 40.7s., gives for the end of the eclipse 16h. 7m. 10.3s.

Subtracting CK, $12' 54''.0$, from CR, $44' 24''.3$, we have KR, $31' 30''.3$; to which adding KI, $16' 19''.2$, we obtain RI, $47' 49''.5$. Dividing this by the moon's diameter, $32' 38''.4$, we obtain the magnitude of the eclipse, 1.465 (the moon's diameter being unity); and the eclipse takes place on the moon's north limb.

(245.) The beginning and end of total darkness may be found in the same manner. With a radius equal to CB, diminished

by the moon's semi-diameter (that is, $44' 24''.3 - 16' 19''.2$, which equals $28' 5''.1$, or $1685''.1$), describe about the centre C a circle, cutting LN in the points S and T, which will represent the points of beginning and end of total darkness.

In the triangle CGS, $CG = 861''.1$, $CS = 1685''.1$, and the angle $CGS = 116^\circ 0' 1''$. Hence we have

$$\begin{aligned} CS : \sin. CGS :: CG : \sin. CSG. \\ CS \text{ comp.} &= 6.773374 \\ \sin. CGS &= 9.953659 \\ CG &= 2.935054 \\ CSG &= 27^\circ 20' 29'' \sin. = 9.662087 \end{aligned}$$

Therefore the angle $SCG = 36^\circ 39' 30''$. Then
 $\sin. CGS : CS :: \sin. SCG : SG$.

$$\begin{aligned} \sin. CGS \text{ comp.} &= 0.046341 \\ CS &= 3.226626 \\ \sin. SCG &= 9.776005 \\ GS &= 1119''.4 = 3.048972 \end{aligned}$$

Then, to find the time of describing GS, we say,

$$2025''.0 : 3600s. :: 1119''.4 : 1990.0s. = 33m. 10.0s.;$$

which, being subtracted from 14h. 10m. 29.6s., gives the beginning of total darkness, 13h. 37m. 19.6s. Subtracting this from the time of middle, we obtain, for half the duration of total darkness, 44m. 21.1s., which, added to 14h. 21m. 40.7s., gives, for the end of total darkness, 15h. 6m. 1.8s.

(246.) The contacts with the penumbra may be found in a similar manner. The semi-diameter of the penumbra is equal to the semi-diameter of the shadow, plus the sun's diameter, or $44' 24''.3 + 32' 15''.8 = 76' 40''.1$. If we take the circle ARB, in the figure on page 229, to represent the limits of the penumbra, CE will be equal to $76' 40''.1 + 16' 19''.2 = 92' 59''.3$. Then, in the triangle CGE, we have given the angle $CGE = 116^\circ 0' 1''$, $CG = 861''.1$, and $CE = 5579''.3$, to find GE, thus:

$$\begin{aligned} CE : \sin. CGE :: CG : \sin. CEG. \\ CE \text{ comp.} &= 6.253420 \\ \sin. CGE &= 9.953659 \\ CG &= 2.935054 \end{aligned}$$

$$CEG = 7^\circ 58' 25'' \sin. = 9.142133$$

Therefore the angle $ECG = 56^\circ 1' 34''$. Then

$$\begin{aligned} \sin. CGE : CE :: \sin. ECG : EG. \\ \sin. CGE \text{ comp.} = 0.046341 \\ CE = 3.746580 \\ \sin. ECG = 9.918708 \\ EG = 5147''.9 = 3.711629 \end{aligned}$$

To find the time of describing EG, we say,
 $2025''.0 : 3600s. :: 5147''.9 : 9151.9s. = 2h. 32m. 31.9s.,$
 which, subtracted from 14h. 10m. 29.6s., gives the first contact with the penumbra at 11h. 37m. 57.7s. Subtracting the time of first contact from the middle of the eclipse, 14h. 21m. 40.7s., we have for half the duration, 2h. 43m. 43.0s.; which, added to 14h. 21m. 40.7s., gives, for the last contact with the penumbra, 17h. 5m. 23.7s.

The results thus obtained are as follows:

	h	m	s	
First contact with the penumbra at . . .	11	37	58	} Mean time at Washington.
First contact with the umbra	12	36	11	
Beginning of total eclipse	13	37	20	
Middle of the eclipse	14	21	41	
End of total eclipse	15	6	2	
Last contact with the umbra	16	7	10	
Last contact with the penumbra	17	5	24	

Magnitude of the eclipse, 1.465 on the northern limb.

To obtain the time for any other place, we have only to add or subtract the longitude. For Cambridge Observatory, whose longitude is 23m. 41.5s. east of Washington, the times will accordingly be

	h	m	s	
First contact with the penumbra at . . .	12	1	39	} Mean time at Cambridge.
First contact with the umbra	12	59	53	
Beginning of total eclipse	14	1	1	
Middle of the eclipse	14	45	22	
End of total eclipse	15	29	43	
Last contact with the umbra	16	30	52	
Last contact with the penumbra	17	29	5	

Ex. 2. Compute the phases of the eclipse of May 1, 1855, for Cambridge Observatory, Longitude 23m. 41.5s. east of Washington, from the following elements:

. Washington mean time of opposition in

right ascension	10h. 49m. 10.1s.
Declination of the moon	S. 15° 1' 24".4.
Declination of the earth's shadow	S. 15 11 32 .0.
Moon's equatorial horizontal parallax . .	57 9 .4.
Sun's horizontal parallax	0 8 .5.
Moon's semi-diameter	15 35 .6.
Sun's semi-diameter	15 54 .1.
Moon's hourly motion in right ascension .	31 34 .2.
Sun's hourly motion in right ascension .	2 23 .2.
Hourly motion of moon in declination . .	S. 13 10 .1.
Hourly motion of shadow in declination .	S. 0 45 .1.

Ans.

First contact with the penumbra at . . .	h. m.	} Mean time at Cambridge.
First contact with the umbra	8 27.6	
Beginning of total eclipse	9 30.1	
Middle of the eclipse	10 32.7	
End of total eclipse	11 20.8	
Last contact with the umbra	12 9.0	
Last contact with the penumbra	13 11.5	
	14 14.0	

Magnitude of the eclipse, 1.549 on the southern limb.

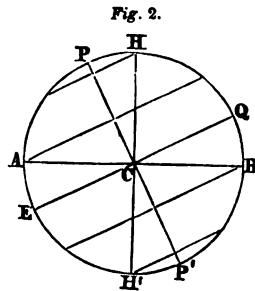
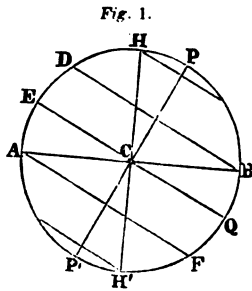
CHAPTER XI.

ECLIPSES OF THE SUN AND OCCULTATIONS.

SECTION I.

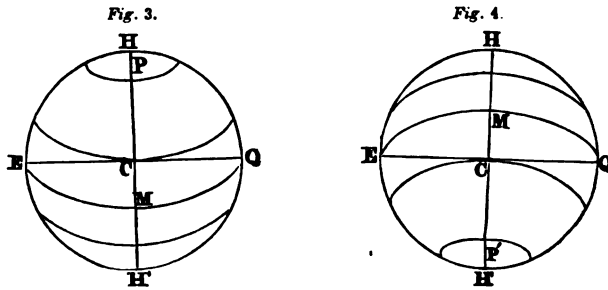
METHOD OF PROJECTING SOLAR ECLIPSES.

(247.) IN order to ascertain whether a solar eclipse will be visible at a particular place, and if so, to determine its general appearance, we will suppose the spectator to be placed at the centre of the sun, to look down upon the earth, and see the moon passing across its disk. The earth, in that case, must appear to him like a flat circular disk, as the full moon does to us; and, on account of the obliquity of the ecliptic, the position of the pole, as well as the path described by each point on the earth's surface in consequence of the diurnal motion, must vary with the season of the year. At the time of the vernal equinox, the plane of the equator passes through the sun; the poles must therefore appear to be situated upon the margin of the disk, and the equator inclined $23\frac{1}{2}$ degrees to the ecliptic, as in *Fig. 1*, where AB represents the ecliptic, H, H' the poles of the ecliptic, EQ the equator, P, P' the poles of the equator, and DB, AF parallels of latitude, which appear to the spectator like straight



lines. At the autumnal equinox the parallels of latitude will also appear as straight lines, but the poles of the earth will lie on the opposite side of the poles of the ecliptic, as represented in *Fig. 2*. At the summer solstice the north pole of the earth will

occupy the position indicated by P, in *Fig. 3*; the south pole of the earth will be invisible, the equator will occupy the position EMQ, and the parallels of latitude will all be projected into



ellipses. At the winter solstice the south pole of the earth will be seen as represented at P', in *Fig. 4*; the north pole will be invisible, and the equator will occupy the position EMQ. These different cases may all be readily illustrated by means of a terrestrial globe.

(248.) In order to project an eclipse of the sun, we must first represent the earth as it would appear to a spectator on the sun at the time proposed. We must then draw the parallel of latitude corresponding to the place for which the phases of the eclipse are to be determined, and mark upon this parallel the position of the given place for the different hours of the day. We must then draw the moon's apparent path across the earth's disk, and mark the points which it occupies at each hour of its transit. We must then find that point of the moon's path, and the point in the path of the spectator, marked with the same times, which are at the least distance from each other. This will indicate the time when the eclipse is greatest. We must find, in the same manner, that point of the moon's path, and that point in the path of the spectator, which are marked with the same hour, and whose distance from each other is equal to the sum of the semi-diameters of the sun and moon. This will indicate the time of beginning or end of the eclipse. This method will be easily understood from the following example :

Example.

(249.) Required the times and phases of the eclipse of the sun, May 26, 1854, at Boston, latitude $42^{\circ} 21' 28''$ N., longitude 4h. 44m. 14s. W. of Greenwich.

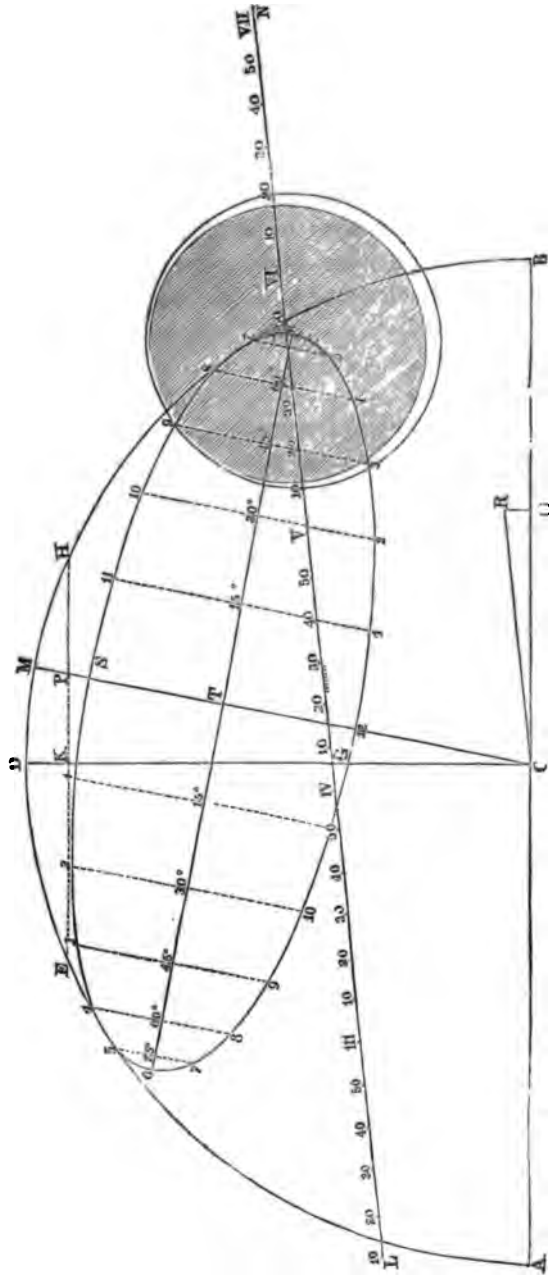
By the Nautical Almanac, the time of new moon at Greenwich is, May 26, 8h. 47.1m. mean time, corresponding to 4h. 2.9m. mean time at Boston; or 4h. 6.1m. apparent time, the equation of time being +3m. 15.4s.

For this time, the elements of the eclipse are as follows:

Sun's longitude	$65^{\circ} 12' 32''$.
Sun's declination	$21^{\circ} 11' 17''$ N.
Moon's latitude	$21' 30'' = 1290''$ N.
Moon's hourly motion in longitude	1807''.
Sun's hourly motion in longitude	144''.
Moon's hourly motion in latitude	167''.
Moon's equatorial horizontal parallax	$54' 32''.6$.
Sun's equatorial horizontal parallax	$8''.5$.
Moon's true semi-diameter	$14' 53''.5$.
Sun's true semi-diameter	$15' 48''.9$.

The geocentric latitude of Boston, which is to be used in the following projection, is $42^{\circ} 10' 0''$.

The relative positions of the sun and moon will be the same if we attribute to the moon the effect of the difference of their parallaxes, and suppose the sun to remain in his true position. This difference is, therefore, the relative parallax, or that which influences the relative position of the two bodies. The moon's equatorial horizontal parallax is $54' 32''.6$; its horizontal parallax for Boston (Art. 210) is $54' 27''.6$; and the relative parallax is $54' 19''.1$, or $3259''.1$, which represents the apparent semi-diameter of the earth's disk, if seen at the distance of the moon from the earth; while $14' 53''.5$ represents the moon's apparent semi-diameter, seen from the same distance. These numbers will, therefore, represent their relative magnitude when seen at any distance. Take, therefore, AC (see figure on next page), equal to 3259, from any convenient scale of equal parts, and describe the semicircle ADB to represent the northern half of the earth's disk as seen from the sun, and draw CD perpendicular to AB for the axis of the ecliptic. Take the chord of $23^{\circ} 28'$



(equal to the obliquity of the ecliptic), corresponding to the radius AC, and set it off on the circle ADB, upon each side of D, to E and H. In this and several subsequent cases, when a chord or sine is required corresponding to a particular radius, it is most conveniently obtained from a sector, but may be derived from any scale of chords or sines. Draw the line EH, cutting CD in K. By comparing figures 1, 2, 3, and 4, on pages 235 and 236, it will be perceived that the pole of the earth, as viewed from the sun, will appear to revolve with the seasons of the year through the line HKE; and since H is its position at the vernal equinox, its distance at any time from H will be equal to the versed sine of the sun's longitude; or its distance from the solstice, K, will be equal to the sine of the difference between the sun's longitude and 90° , or 270° . Take, then, the sine of $90^\circ - 65^\circ 12'.5$, that is, the sine of $24^\circ 47'.5$ to the radius EK, and set it off from K to P, which will be the place of the pole of the earth. Draw CP, and produce it to cut the circle ADB in M. The line CP represents the northern half of the earth's axis.

(250.) We wish now to represent the parallel of latitude of Boston, or the path of Boston on the earth's disk, as seen from the sun. If the latitude of the place were just equal to the sun's declination, the sun would be vertical at noon, and Boston would be seen precisely at the centre of the disk at C; but since the latitude exceeds the sun's declination by $20^\circ 59'$, Boston must be seen that distance north of the point where the sun is vertical, which, when projected on the disk, becomes the sine of the arc, measured from C on the axis CP. Take, then, the sine of $20^\circ 59'$ to the radius AC, and set it off from C to 12. This point will be the apparent position of Boston at noon.

If the earth were transparent, Boston would be seen at midnight somewhere upon the line CM, and north of the point 12. The point antipodal to that at which the sun is vertical, and which also would be seen at C, is as many degrees south of the equator as the sun's declination is north. Hence the distance of Boston from this point at midnight must be equal to the latitude of the place added to the sun's declination, which amounts to $63^\circ 21'$. With the radius AC, take the sine of $63^\circ 21'$, and set it off from C, upon the line CP, to S. The point S will represent the apparent place of Boston at midnight.

The line 12, S is the shortest diameter of the ellipse into which the parallel of latitude appears projected, from being seen obliquely. The point T, midway between 12 and S, is its centre; and the line 6, 6 drawn through T, perpendicular to CM, is its longest diameter. The line 6, 6 not being shortened by being seen obliquely, will appear of the length of the radius of the parallel, which is equal to the cosine of the latitude. The complement of the latitude of Boston is $47^{\circ} 50'$; and setting off its sine each way from T to 6 and 6, we find the extremities of the longest diameter, which must be the points on the disk where Boston will be seen at six o'clock in the morning and at six o'clock in the evening.

(251.) The position of Boston at any other hour of the day may be found as follows: With a radius equal to T, 6, take the sine of 15° (corresponding to one hour), and set it off on each side of the point T to the points marked 15° . In the same manner, set off the sines of 30° , 45° , 60° , and 75° . Through these points draw lines, as in the figure, parallel to CM. With a radius equal to ST, take the sine of 75° , and set it off on the line 1, 11, from the point marked 15° , above and below the line 6, 6. In the same manner, set off the sines of 60° , 45° , 30° , and 15° , from the points marked 30° , 45° , 60° , and 75° . The points 1, 2, 3, etc., obtained in this manner, will represent the situation of Boston at those hours, and an ellipse drawn through these points will represent its apparent path. The hours must be marked from noon toward the right, in succession, round the curve. The path touches the circle ADB in two points, representing the points of sunrising and sunsetting, which, in the present figure, are $4\frac{1}{2}$ A.M. and $7\frac{1}{2}$ P.M. These points divide the path into two parts, of which one represents the path by day and the other by night.

(252.) We wish now to represent the moon's apparent path across the earth's disk. From the same scale upon which AC was measured, take an interval equal to the moon's latitude, $1290''$, and apply it on CD, from C to G, above the line ACB, because the moon's latitude is north. Take CO, equal to $1663''$, the hourly motion of the moon from the sun in longitude, and set it on the line CB, from C to O. Draw OR perpendicular to CB, and make it equal to $167''$, the moon's hourly motion in lat-

- itude, and set it above the line ACB, because the moon is going northward. Draw the line CR, which represents the hourly motion of the moon from the sun on the relative orbit; and parallel to this line, draw the relative orbit of the moon, LGN, on which are to be marked the places of the moon before and after the conjunction, by means of the hourly motion, CR, so that the moment of the new moon at Boston may fall exactly on the point G, where the new moon is at 4h. 6m. This may be done by instituting the proportion

$$60m. : \text{the line CR} :: 6m. : \text{the line G, IV.}$$

This distance is to be set off on the line GL, from G, toward the left, to the point IV, the place of the moon at four o'clock. Then the distance CR being taken in the compasses, and set from IV, both toward the right and left, as often as may be necessary, gives the places of the moon's centre at 3, 4, 5, 6, etc., o'clock, by apparent time. These hours may be divided into 60 equal parts, representing minutes, if the scale be taken sufficiently large.

(253.) Find, by trials with a pair of compasses, two points, one on the moon's path, and the other on the path of the spectator, both of which are marked with the same times, and which are at the least distance from each other. That time, which in the present case is 5h. 44m., is the instant when the eclipse is greatest.

The appearance of the moon, as projected upon the earth's disk at any hour, may be shown by taking its semi-diameter, 893''.5, and with this radius describing a circle, whose centre is the point where the moon's centre will be at the time proposed. The figure shows the appearance of the moon at 5h. 44m. If, with a radius equal to the sun's semi-diameter, 948''.9, we describe a circle whose centre is the position of Boston at the same instant, this circle will represent the sun's disk at the middle of the eclipse. The moon's semi-diameter being considerably less than the sun's, the eclipse is seen to be annular at Boston. Throughout the entire tract represented as covered by the moon's disk, the sun's centre must be invisible; that is, along the parallel of latitude of Boston, between the hours 3 and 7, which amounts to more than 60 degrees of longitude; and throughout a much larger area, some portion of the sun's disk will be con-

cealed. The extent of this area may be determined by describing a circle with the same centre, and a radius equal to the sum of the radii of the sun and moon.

(254.) The eclipses must commence at Boston as soon as the disks of the sun and moon begin to interfere. Take, then, from the scale of equal parts, with a pair of compasses, an extent equal to the sum of the semi-diameters of the sun and moon, 1842".4, and, beginning near L, set one foot on the moon's path and the other foot on the path of the spectator, and move them backward and forward till both the points fall into the same hour and minute in both paths. This will indicate the beginning of the eclipse, which, in the present case, is 4h. 30m. Do the same on the other side of the moon's path, and the end of the eclipse will be found, in the same manner, at 6h. 51m. We have thus obtained the following results for Boston :

	Apparent Time.	=	Mean Time.
	h. m.		h. m.
Beginning of eclipse	4 30	=	4 27 P.M.
Greatest obscuration	5 44	=	5 41
End of eclipse	6 51	=	6 48

The results are obtained in apparent time, because the points 1, 2, 3, etc., on the parallel of Boston, correspond to apparent time, and the places of the moon upon its relative orbit were also determined for apparent time.

When this projection is carefully made, it will furnish the times of beginning and end within one or two minutes.

By drawing different parallels of latitude, we may determine the phases of the eclipse at any number of places required.

SECOND METHOD OF PROJECTION.

(255.) In the preceding projection we have employed the longitude and latitude of the sun and moon, as well as their hourly motions in longitude and latitude ; but the projection may be made with about equal facility by employing the right ascension and declination of these bodies. This method differs from the preceding in only a few particulars.

In the figure on the opposite page, AC, the radius of the circle of projection, is the difference of the horizontal parallaxes of the sun and moon ; CD is a meridian or circle of declination ;

6, 12, 6 the projection of the parallel of latitude of the place; LGN the moon's apparent path; CG the difference of declination of the sun and moon at the instant of conjunction in right ascension; C12 the sine of the sun's zenith distance at noon; and 6T the radius of the parallel of latitude.

The hourly motions of the moon and sun, being given in right ascension, must be multiplied by the cosine of the declination to reduce them to an arc of a great circle, by Art. 72. CO, in the figure, represents this reduced hourly motion of the moon from the sun, and OR the hourly motion of the moon from the sun in declination. The distance CR represents the moon's relative hourly motion on its apparent path.

We will apply this method to the eclipse of May 26, 1854, for Boston.

(256.) By the Nautical Almanac, conjunction in right ascension takes place at 8h. 55m. 43.2s., Greenwich mean time, corresponding to 4h. 11m. 29s. mean time at Boston, or 4h. 14m. 44s. apparent time. For this time we obtain from the Almanac the moon's hourly motion in right ascension . . . 31' 18".9.

“ sun's hourly motion in right ascension . . . 2' 31".8.

Hence the hourly motion of the moon from the sun in right ascension is 28' 47".1, which, multiplied by the cosine of the moon's declination, 21° 33' 32", is 1606".3. The other elements are taken directly from the Almanac, and are as follows:

Elements of the Eclipse.

Conjunction in right ascension, Boston	
apparent time, May 26	4h. 14m. 44s. P.M.
R = radius of circle of projection (see	
page 237)	= 3259".1.
Reduced hourly motion of moon from	
sun in right ascension	1606".3.
Moon's hourly motion from sun in dec-	
clination	461".4.
Moon north of sun	1335".0.
Sum of semi-diameters of sun and	
moon	1842".4.
Difference of semi-diameters of sun and	
moon	55".4.

Take AC, equal to 3259'', from any convenient scale of equal parts, and describe the semicircle ADB to represent the northern half of the earth's disk, and draw CD perpendicular to AB for the axis of the earth. Open the sector to the radius AC, and take the sine of $20^{\circ} 59' = \phi' - \delta$, and set it off from C to 12, on the line CD. This point will be the apparent position of Boston at noon. With the same radius, take the sine of $63^{\circ} 21' = \phi' + \delta$, and set it off from C to S, on the line CD. The point S will represent the apparent place of Boston at midnight. Bisect the line 12S in T, and through T draw 6, T, 6 perpendicular to CD. With the same opening of the sector as before, take the cosine of the latitude of the place, $42^{\circ} 10'$, and set it off each way from T to 6 and 6. These will be the points where Boston will be seen at six o'clock in the morning and six o'clock in the evening. The apparent path of Boston across the earth's disk must now be represented as described on page 240.

(257.) The projection of the parallel of Boston may be effected without the aid of a sector, by first computing the quantities C12, CS, and T6.

$$C12 = R \sin. (\phi' - \delta) = 3259''.1 \sin. 20^{\circ} 58' 43'' = 1167''.$$

$$CS = R \sin. (\phi' + \delta) = 3259''.1 \sin. 63^{\circ} 21' 17'' = 2913''.$$

$$T6 = R \cos. \phi' = 3259''.1 \cos. 42^{\circ} 10' 0'' = 2416''.$$

These quantities may now be set off from the same scale as AC, without the aid of a sector.

Take an interval equal to 1335'', which is the difference of declinations of the sun and moon, and set it off on CD from C to G, above the line ACB, because the moon is north of the sun. Take CO, equal to 1606'', the reduced hourly motion of the moon from the sun in right ascension, and set it on the line CB, from C to O; draw OR perpendicular to CB, and make it equal to 461, the moon's hourly motion from the sun in declination. Draw the line CR, which represents the hourly motion of the moon from the sun on the relative orbit; and parallel to this line draw the relative orbit of the moon, LGN. At the instant of conjunction in right ascension, the moon's centre will be at G.

(258.) Measure the distance CR on the scale, and say, as 60m. : CR :: the minutes of the time of conjunction : the dis-

tance from G to the first full hour point to the left. CR is found by the scale to be 1671''.

$$60m. : 1671 :: 14.7m. : 409''.$$

Take 409'' from the scale, and set it from G to IV. Take the distance CR, and set it from IV, along the moon's path, to V, VI, etc., and divide each hour into ten-minute spaces. Take from the scale the sum of the semi-diameters of the sun and moon, and running the *left* foot of the dividers along the moon's path, while the other is kept on the ellipse, notice when both stand on the same hour space. Subdivide that portion of the moon's orbit into single minute spaces, and that on the ellipse into 10 or 5 minute spaces. Do the same, keeping the *right* foot of the dividers on the moon's path, and subdivide the spaces in like manner. Also, notice what hour, or portion of an hour, on the moon's path is nearest to the corresponding hour on the ellipse, and subdivide these portions in the same way. Applying the dividers set to 1842'', we find that the feet stand on corresponding divisions when the left foot on the moon's path marks 4h. 29m. 40s., and also when the right foot marks 6h. 50m. 35s.; the former denoting the time of beginning, and the latter the time of ending of the eclipse at Boston.

Apply one side of a small square to the moon's path, and move it along until the other side cuts the same hour and minute on both lines. This is the moment of nearest approach of centres, which is at 5h. 44m. 10s. The distance between these corresponding points, measured on the scale, is 47'', which is the distance of the centres of the sun and moon at that time. This being less than 55''.4, the difference of the semi-diameters of the sun and moon, shows that the eclipse at Boston will be *annular*.

(259.) With a radius equal to 893'', from the point 5h. 44m. 10s. of the moon's path as a centre, describe a circle representing the moon's disk. With the corresponding point of the ellipse as a centre, and a radius equal to 949'', describe a second circle to represent the sun's disk. These circles will exhibit the phase of the eclipse at the moment of greatest obscuration. The figure represents the visible portion of the sun at this time as an unequal ring, extremely narrow on its northern side. With the dividers open to 55'', the times of formation and rupture of the

ring may be determined in the same manner as the beginning and end of the eclipse.

The results of the projection are as follows :

	Apparent Time.			Mean Time.			
	A.	M.	S.	A.	M.	S.	
Beginning of the eclipse at Boston, May 26, 1854	4	29	40	=	4	26	25 P.M.
Greatest obscuration	5	44	10	=	5	40	55
End of eclipse	6	50	35	=	6	47	20

In a working projection, for determining the phases of an eclipse for a particular place, it is not necessary to describe all the lines given in the figure. Thus, in the present example, it was only necessary to draw that portion of the path of Boston corresponding to the three hours which include the eclipse, viz., from 4 to 7 P.M.; but this part should be drawn with the utmost care. So, also, it is only necessary to draw the moon's path for the same hours; but the portions corresponding to the times of beginning, middle, and end of the eclipse should be subdivided as accurately as possible.

SECTION II.

TO CALCULATE THE BEGINNING AND END OF A SOLAR ECLIPSE FOR A PARTICULAR PLACE.

(260.) The method of projections already explained will suffice to furnish a general idea of the phenomena of an eclipse, and also the approximate times of the phases for any place required. A more accurate result, however, is frequently needed. This may be obtained in the following manner :

Assume any two convenient times near the supposed beginning and end of the eclipse. If we have no previous knowledge of these phases, we may assume the hour before and the hour after the time of apparent conjunction. The computations are most conveniently performed when the assumed times are even hours of the meridian for which the ephemeris is computed. With these times calculate the places of the sun and moon, and also the corresponding parallaxes, according to Arts. 211, 212. The relative positions of the sun and moon will be the same, if we attribute to the moon the effect of the difference of the par-

be the meridian passing through S, and suppose B and E to be the positions of the moon at the times of beginning and ending of the partial eclipse. Draw MDH perpendicular to SN, and SC perpendicular to BE.

In the triangle SDM, we have

$$SD : DM :: \text{rad.} : \text{tang. DSM.}$$

Also, $\sin. \text{DSM} : DM :: \text{rad.} : SM.$

In the triangle HMM', HM represents the hourly motion in right ascension, reduced to the arc of a great circle, and HM' the hourly motion in declination, and we have

$$HM : HM' :: \text{rad.} : \text{tang. HMM' or NSC.}$$

Also, $\cos. \text{HMM}' : \text{rad.} :: HM : MM',$

which is the hourly motion of the moon in its relative orbit.

The angle $MSC = MSD + DSC.$

Then, in the triangle MSC,

$$\text{rad.} : SM :: \cos. MSC : SC.$$

In the triangle BSC, BS represents the sum of the radii of the sun and moon, and we have

$$BS : SC :: \text{rad.} : \cos. BSC.$$

The angle $BSM = BSC - MSC.$

Also, $ESM = BSC + MSC.$

Now, in the triangles BSM and ESM, we have

$$\sin. SBM : SM :: \sin. BSM : BM,$$

and $\sin. SEM : SM :: \sin. ESM : EM.$

Also, the time of describing $BM = \frac{BM}{MM'}$,

and the time of describing $EM = \frac{EM}{MM'}$.

The time of describing BM being subtracted from the time when the moon's centre was at M, will furnish the instant of beginning of the eclipse; and the time of describing EM being added to the time when the moon was at M, will furnish the instant of ending.

(262.) *Ex.* 1. Required the time of the beginning and ending of the solar eclipse of July 28, 1851, at Cambridge, latitude $42^{\circ} 22' 48''$ N., longitude 4h. 44m. 30s. W. of Greenwich.

The time of new moon, July 28, is 2h. 40m. Greenwich time; but as the sun at Cambridge is near the eastern horizon, the

effect of parallax will be to accelerate the eclipse, and we will therefore select for our two hours of computation 1h. and 2h. Greenwich time. For these times we take out the right ascensions and declinations of the sun and moon from the Nautical Almanac. The moon's equatorial horizontal parallax at 1h. is $60' 28''.6$; the sun's horizontal parallax is $8''.4$; difference, $60' 20''.2$; reduction to the latitude of Cambridge, $5''.5$; making the relative horizontal parallax for Cambridge $60' 14''.7$. At 2h. we find it to be $60' 15''.6$.

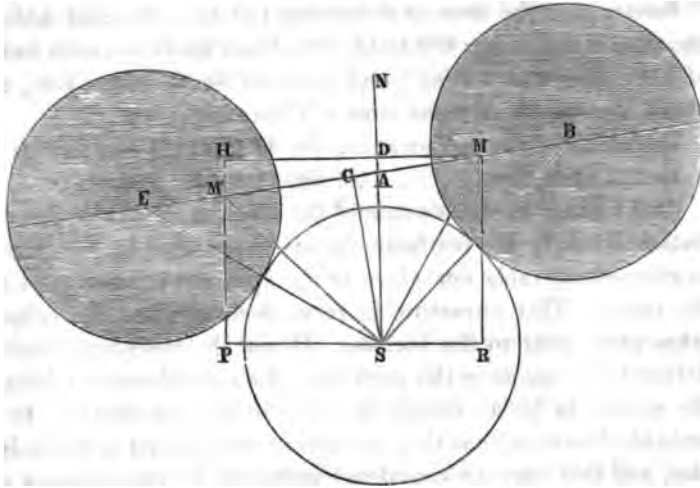
The moon's hour angle from the meridian is equal to the sidereal time, minus the moon's true right ascension. July 28, 1h. at Greenwich corresponds to July 27, 20h. 15m. 30s. mean time at Cambridge, which, converted into sidereal time by Art. 159, is 4h. 37m. 53.13s. Subtracting this from the moon's right ascension, we obtain the hour angle, 3h. 47m. 23.50s., or $56^\circ 50' 52''.5$. In the same manner, the hour angle at 2h. is found to be $42^\circ 27' 26''.1$. With these data we compute the parallaxes in right ascension and declination by Arts. 211 and 212. The differences of right ascension are reduced to seconds of arc of a great circle by multiplying them by $15 \times \cosine$ of the moon's apparent declination.

According to Art. 228, the declination of the point M is not exactly the same as that of D (MD being supposed to be a perpendicular let fall on the meridian NS). From Table XVIII. we find the correction to be added to the moon's declination at 1h., for a difference of right ascension of 37s. is $0''.3$; and at 2h., for a difference of right ascension of 1m. 18s. is $1''.1$.

Hence we obtain the following results:

	For 1h. Greenwich Time.				For 2h. Greenwich Time.			
	R. A.	Dec.	h.	Dec.	R. A.	Dec.	h.	Dec.
Moon's true place	8 25 16.63	19 58 9.4 N.	8 27 52.72	19 52 40.0 N.	8 27 52.72	19 52 40.0 N.	8 27 52.72	19 52 40.0 N.
Moon's parallax	2 40.24	30 4.9	2 9.51	27 15.5	2 9.51	27 15.5	2 9.51	27 15.5
Moon's apparent place	8 27 56.87	19 28 4.5	8 30 2.23	19 25 24.5	8 30 2.23	19 25 24.5	8 30 2.23	19 25 24.5
Sun's place	8 28 34.17	19 4 50.2	8 28 44.00	19 4 15.8	8 28 44.00	19 4 15.8	8 28 44.00	19 4 15.8
Difference	37.30	23 14.3	1 18.23	21 8.7	1 18.23	21 8.7	1 18.23	21 8.7
Reduced to seconds of arc	527.5	1394.6	1106.7	1269.8	1106.7	1269.8	1106.7	1269.8

Accordingly, we find SR represents $527''.5$; RM, $1394''.6$; PS, $1106''.7$; PM', $1269''.8$. The hourly motion in declination is therefore $124''.8$; and that in right ascension, reduced to an arc of a great circle, is $1634''.2$.



Then, in the triangle SDM, we have

$$1394''.6 : 527''.5 :: 1 : \text{tang. } 20^\circ 43' 8'' = \text{DSM}.$$

Also, $\sin. \text{DSM} : 527''.5 :: 1 : \text{SM} = 1491''.0.$

In the triangle HMM', we have

$$1634''.2 : 124''.8 :: 1 : \text{tang. HMM}' = 4^\circ 22' 1''.$$

Also,

$$\cos. \text{HMM}' : 1 :: 1634''.2 : \text{MM}' = 1639''.0 = \text{hourly motion of the moon in its relative orbit.}$$

$$\text{MSC} = \text{MSD} + \text{DSC} = 25^\circ 5' 9''.$$

In the triangle MSC, we have

$$1 : 1491''.0 :: \cos. \text{MSC} : \text{SC} = 1350''.4.$$

The moon's semi-diameter is not the same for the beginning and end of the eclipse; but for a first approximation we will suppose it to remain unchanged, and will compute it for the time 1h. 30m., which we find to be $16' 28''.9$. The augmentation for altitude, Art. 217, is $11''.8$. The sun's semi-diameter is $15' 46''.5$, making $\text{SB} = 32' 27''.2 = 1947''.2$. Then

$$1947''.2 : 1350''.4 :: 1 : \cos. \text{BSC} = 46^\circ 5' 32''.$$

Therefore $\text{BSM} = 21^\circ 0' 23''$,

$$\text{ESM} = 71^\circ 10' 41''.$$

Then $\sin. \text{SBM} : 1491''.0 :: \sin. \text{BSM} : \text{BM} = 770''.7$,

$$\sin. \text{SEM} : 1491''.0 :: \sin. \text{ESM} : \text{EM} = 2035''.0.$$

The time of describing $\text{BM} = 0\text{h. } 28\text{m. } 13\text{s.}$

The time of describing $\text{EM} = 1\text{h. } 14\text{m. } 30\text{s.}$

Subtracting the time of describing BM from 1h., and adding the time of describing EM to 1h., we obtain the Greenwich times of beginning and ending; and, subtracting 4h. 44m. 30s., we obtain the results in mean time of Cambridge; viz.,

Beginning of the eclipse at . . 7h. 47m. 17s. } Cambridge
 End of the eclipse 9h. 30m. 0s. } mean time.

(263.) Since the hour angle of the moon is subject to the variation of nearly 15° per hour, the effect produced by parallax is to give considerable curvature to the apparent relative orbit of the moon. This curvature is more decided when the eclipse takes place near to the horizon. Hence the preceding results, deduced by supposing the portion of the orbit described during the eclipse to be a straight line, are only approximate. It is probable, however, that they are correct within one or two minutes, and this may be considered sufficient for the purposes of the observer. If a more accurate determination is required, we must repeat the computation for the times here obtained; and it is better to conduct the computations for the beginning and end independently of each other, deriving the beginning of the eclipse from the assumed time near the beginning, and the end from the assumed time near the end. For convenience, we may omit the seconds, and repeat the computation for 0h. 32m. and 2h. 15m. Greenwich time. For these times we look out the places of the sun and moon from the Almanac. The relative horizontal parallax at 0h. 32m. is 60' 14''.2; at 2h. 15m. is 60' 15''.9. The moon's hour angle from the meridian for 0h. 32m., Greenwich time, is 63° 33' 48''.4; for 2h. 15m. it is 38° 51' 34''.2, from which we obtain the parallaxes as below. Proceeding as in the former case, we obtain the following results:

	For 0h. 32m. Greenwich Time.				For 2h. 15m. Greenwich Time.									
	R. A.		Dec.		R. A.		Dec.							
	<i>h.</i>	<i>m.</i>	<i>s.</i>	°	'	°	'	°	'					
Moon's true place	8	24	3.76	20	0	40.1	N.	8	28	31.73	19	51	16.3	N.
Moon's parallax		2	51.16		31	35.5			2	0.43		26	39.4	
Moon's apparent place	2	26	54.92	19	29	4.6		8	30	32.16	19	24	36.9	
Sun's place	8	28	29.59	19	5	6.2		8	28	46.46	19	4	7.1	
Difference		1	34.67		23	58.4			1	45.70		20	29.8	
Reduced to seconds of arc			1338.7			1439.8				1495.4			1231.5	

The motion in declination for 1h. 43m. is 208''.3; hence the motion for 1h. is 121''.3; and in right ascension it is 1650''.9; which values differ a little from those found on page 250.

Let SR in the figure, page 251, represent 1338''.7; and RM 1439''.8. Then, as before, we shall have

$$1439''.8 : 1338''.7 :: 1 : \text{tang. DSM} = 42^\circ 54' 58'',$$

$$\text{sin. DSM} : 1338''.7 :: 1 : \text{SM} = 1966''.0.$$

Also, $1231''.5 : 1495''.4 :: 1 : \text{tang. DSM}' = 50^\circ 31' 40'',$
 $\text{sin. DSM}' : 1495''.4 :: 1 : \text{SM}' = 1937''.2.$

$$1650''.9 : 121''.3 :: 1 : \text{tang. HMM}' = 4^\circ 12' 8'',$$

cos. HMM' : 1 :: 1650''.9 : 1655''.4 = hourly motion in orbit.

Therefore $\text{MSC} = 47^\circ 7' 6'',$

$$\text{M}'\text{SC} = 46^\circ 19' 32'',$$

$$1 : 1966''.0 :: \text{cos. MSC} : \text{SC} = 1337''.8.$$

The moon's semi-diameter at 0h. 32m. is $16' 28''.6$; the augmentation for altitude is $9''.3$; the sun's semi-diameter is $15' 46''.5$; making SB = 1944''.4.

In the same manner we obtain SE = 1949''.1. Then

$$1944''.4 : 1337''.8 :: 1 : \text{cos. BSC} = 46^\circ 31' 33''.$$

Therefore $\text{BSM} = 0^\circ 35' 33''.$

Then $\text{sin. SBM} : 1966''.0 :: \text{sin. BSM} : \text{BM} = 29''.6,$

The time of describing BM = 64.3s.

Also, $1949''.1 : 1337''.8 :: 1 : \text{cos. ESC} = 46^\circ 39' 24''.$

Therefore $\text{ESM}' = 0^\circ 19' 52''.$

$$\text{sin. SEM}' : 1937''.2 :: \text{sin. ESM}' : \text{EM}' = 16''.3.$$

The time of describing EM' = 35.5s.

Hence the

Beginning of the eclipse is at . 7h. 48m. 34s. } Cambridge

End of the eclipse is at . . . 9h. 31m. 5s. } mean time.

(264.) In observing the beginning of a solar eclipse, it is important for the accuracy of the observation that we should know on what part of the sun's limb the eclipse will begin. This is easily found by means of the diagram, page 251. The angle NSB is the angle of position of the moon's centre from the north toward the west, at the beginning of the eclipse; or, if we estimate the angle of position from the north toward the east, it will be $360^\circ - \text{NSB}$. Also, the angle of position from the north toward the east, at the end of the eclipse, is NSE.

But $\text{NSB} = \text{CSB} - \text{CSN} = 46^\circ.5 - 4^\circ.2 = 42^\circ.3,$

and $\text{NSE} = \text{CSE} + \text{CSN} = 46^\circ.6 + 4^\circ.2 = 50^\circ.8.$

Hence, at the beginning of the eclipse, the angle of the moon's centre from the north toward the east is $317^\circ.7.$

At the end, the angle of the moon's centre from the north toward the east is $50^{\circ}.8$.

(265.) The following formulæ embody the preceding principles in a form convenient for computation :

Put $x = SR =$ the difference of apparent right ascension between the sun and moon in arc of a great circle, at an assumed instant ;

$y = RM =$ the difference of apparent declination at the same instant, corrected by Art. 228 ;

$z = SM ;$

$v = SC ;$

$\beta =$ the angle NSM ;

$\iota =$ the angle HMM' = DSC ;

$\gamma =$ the angle BSC = ESC ;

$x_1 = MH =$ the hourly variation of x ;

$y_1 = HM' =$ the hourly variation of y ;

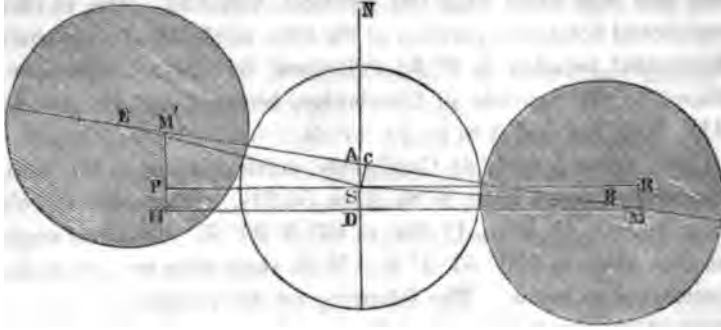
$\Delta = BS =$ sum of the semi-diameters of sun and moon.

$\text{tang. } \beta = \frac{x}{y},$	$\cos. \gamma = \frac{v}{\Delta}.$
$z = \frac{x}{\sin. \beta} = \frac{y}{\cos. \beta},$	$\text{Angle BSM} = \gamma - (\beta + \iota),$
$\text{tang. } \iota = \frac{y_1}{x_1},$	$\text{ESM} = \gamma + (\beta + \iota),$
$\frac{x_1}{\cos. \iota} = \text{hourly motion}$	$\text{BM} = \frac{z}{\cos. \gamma} \sin. \{\gamma - (\beta + \iota)\},$
$\text{in relative orbit,}$	$\text{EM} = \frac{z}{\cos. \gamma} \sin. \{\gamma + (\beta + \iota)\}.$
$\text{MSC} = \beta + \iota,$	$\text{Time of describing BM} = \frac{\text{BM} \cos. \iota}{x_1}.$
$v = z \cos. (\beta + \iota),$	$\text{Time of describing EM} = \frac{\text{EM} \cos. \iota}{x_1}.$

After we have obtained the approximate times of beginning and ending, if the greatest accuracy is required, we must repeat the computation, with separate values of Δ for beginning and end, as was done in the last example.

(266.) *Ex. 2.* Required the time of beginning and end of the solar eclipse of May 26, 1854, at Cambridge Observatory.

As we have already projected this eclipse, we shall avail ourselves of the approximate knowledge already obtained, and shall assume for our times of computation 9h. 10m., and 11h. 30m., Greenwich mean time. For these times we take the places of



Hence $MSC = 89^\circ 15' 49''$,
 $MSC = 89^\circ 13' 50''$.

In the triangle MSC,
 $1 : SM = 1876''.7 :: \cos. MSC : SC = 24''.1$.

The moon's semi-diameter at 9h. 10m. is $14' 53''.5$; the augmentation for altitude is $7''.2$; the sun's semi-diameter is $15' 48''.9$; making $SB = 1849''.6$.

In the same manner we obtain $SE = 1843''.5$.

In the triangle BSC,
 $1849''.6 : 24''.1 :: 1 : \cos. BSC = 89^\circ 15' 10''$.

Hence $BSM = 39''$.
 $\sin. SBM : SM = 1876''.7 :: \sin. BSM : BM = 27''.2$.

The time of describing $BM = 62.2s$.

In the triangle ESC,
 $1843''.5 : 24''.1 :: 1 : \cos. ESC = 89^\circ 15' 1''$.

Hence $ESM' = 1' 11''$.
 $\sin. SEM' : SM' = 1796''.6 :: \sin. ESM' : EM' = 47''.3$.

The time of describing $EM' = 108.1s$.

Hence the eclipse begins at. . 4h. 26m. 32s. } Cambridge
 " ends " . . 6h. 47m. 18s. } mean time.

At the beginning, the angle of the moon's centre from north toward east is $262^\circ 4'$.

At the end, the angle of the moon's centre from north toward east is $80^\circ 34'$.

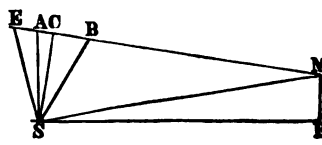
(267.) As the computation thus far indicates that this eclipse will be annular, it is important to determine precisely the time of formation, and also of the rupture of the ring. In doing this, we can not assume that the moon's path from 9h. 10m. to 11h.

30m. is a straight line. By inspecting Table XVI., we shall see that the parallax in right ascension increases with the hour angle until this angle becomes six hours; and after that it diminishes. Now at the middle of this eclipse, the moon's hour angle is very nearly 6 hours; so that the parallax in right ascension is greater for the middle of the eclipse than for either the beginning or end. We must, therefore, make an independent computation for a time near to the middle of the eclipse, which we will assume at 10h. 20m. Greenwich time.

Proceeding as heretofore, we find the moon's relative parallax, reduced to the latitude of Cambridge, to be 54' 18".2, and the moon's hour angle 84° 0' 47".5, whence we obtain the following results :

	For 10h. 20m. Greenwich Time.			
	R. A.			Dec.
	h.	m.	s.	"
Moon's true place	4	16	3.54	21 44 50.5 N.
Moon's parallax		2	52.54	32 34.3
Moon's apparent place	4	13	11.00	21 12 16.2
Sun's place	4	13	21.64	21 11 52.9
Difference			10.64	23.3
Reduced to seconds of arc.			148.8	23.3

In the annexed figure, let MA represent a portion of the moon's relative orbit on a much larger scale than the former figure; let SR represent 148".8, and RM 23".3.



Then, in the triangle SMR,
 $23''.3 : 148''.8 :: 1 : \text{tang. SMR} = 81^\circ 6' 1''$,
 $\text{sin. SMR} : 148''.8 :: 1 : \text{SM} = 150''.6$.

The angle $\text{MSC} = \text{SMR} - \text{ASC} = 72^\circ 25' 8''$.
 $1 : \text{SM} :: \text{cos. MSC} : \text{SC} = 45''.5$,
 $1 : \text{SM} :: \text{sin. MSC} : \text{CM} = 143''.6$.

The time of describing CM = 328.3s.

Hence the nearest approach of the centres of the sun and moon is at 5h. 40m. 58.3s. Cambridge mean time.

The semi-diameter of the sun is 15' 48".9; the augmented semi-diameter of the moon is 14' 57".6; difference, 51".3. The least distance between the centres of the sun and moon is 45".5.

Hence the eclipse will be annular. To find the times of formation and rupture of the ring, with S as a centre, and a radius equal to $51''.3$, describe an arc, cutting the moon's path in the points B and E, which will represent the points required.

Then, in the triangle SCB,

$$SB : 1 :: SC : \cos. BSC = 27^\circ 32',$$

$$1 : SB :: \sin. BSC : BC = 23''.7.$$

The time of describing $BC = 54.2s$.

Hence the

Formation of the ring is at . . 5h. 40m. 4s. } Cambridge

Rupture of the ring is at . . . 5h. 41m. 52s. } mean time.

The preceding computations were all in type in 1853, but owing to the destruction of the stereotype plates by fire in December of that year, it became necessary to re-cast the entire volume, and thus its publication has been delayed until after the occurrence of the eclipse. The eclipse could not be observed at Cambridge on account of the interference of clouds. The instants of first and last contact observed at New York and Washington differed but a few seconds from the time computed from the Tables.

SECTION III.

OCCULTATIONS OF STARS BY THE MOON.

(268.) Occultations of stars by the moon may be computed in the same manner as eclipses of the sun, the only difference in the operation consisting in this, that the star has neither motion, parallax, nor semi-diameter. These circumstances render the computation of an occultation more simple than that of an eclipse.

Ex. 1. It is required to find the times of immersion and emersion of α Tauri, Jan. 23, 1850, at Cambridge Observatory, latitude $42^\circ 22' 48''$, longitude 4h. 44m. 30s. W. of Greenwich.

The Greenwich mean time of apparent conjunction, according to the Nautical Almanac, is 12h. 41m. 49s. We will, therefore, select 12h. and 13h. as the two hours of computation for the first approximation.

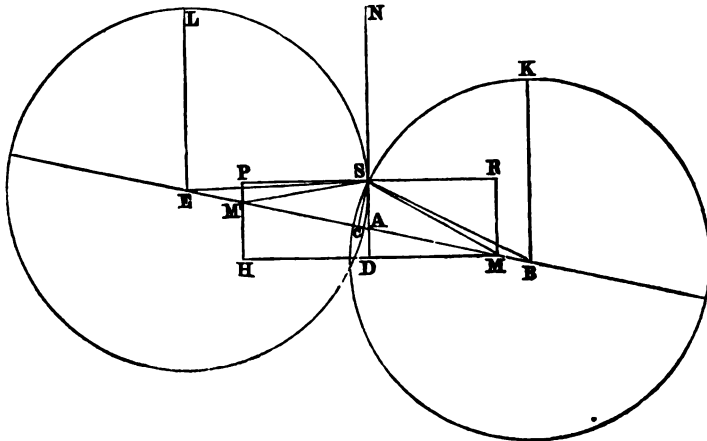
For these times we find the following data :

	For 12h. Greenwich Time.				For 13h. Greenwich Time.			
	R. A.		Dec.		R. A.		Dec.	
	h. m.	s.	°	'	h. m.	s.	°	'
Moon's true place	4 25	36.22	16 30	4.1 N.	4 28	4.53	16 36	33.2 N.
Moon's parallax		47.06		26 42.7		0.47		26 13.2
Moon's apparent place	4 26	23.28	16 3	21.4	4 28	5.00	16 10	20.0
Sun's place	4 27	19.54	16 12	3.4	4 27	19.54	16 12	3.4
Difference		56.26		8 42.0		45.46		1 43.4
Reduced to seconds of arc		811.0		521.6		654.9		103.1

The moon's horizontal parallax, reduced to the latitude of Cambridge at 12h., is 59' 44".6; at 13h. it is 59' 46".6. The moon's hour angle at 12h. is 14° 34' 4".8 east; at 13h. it is 0° 8' 41".5 east of the meridian, from which we compute the parallaxes as above.

The hourly motion in right ascension is 1465".9, and that in declination 418".5.

Let S represent the position of the star. Take SR=811".0, RM=521".6; then M will be the position of the moon's centre at 12h. Take SP=654".9, PM'=103".1; then M' will be the position of the moon at 13h., and MM' is the moon's relative orbit.



Then, in the triangle SDM, we have

$$521''.6 : 811''.0 :: 1 : \text{tang. DSM} = 57^\circ 15' 9'',$$

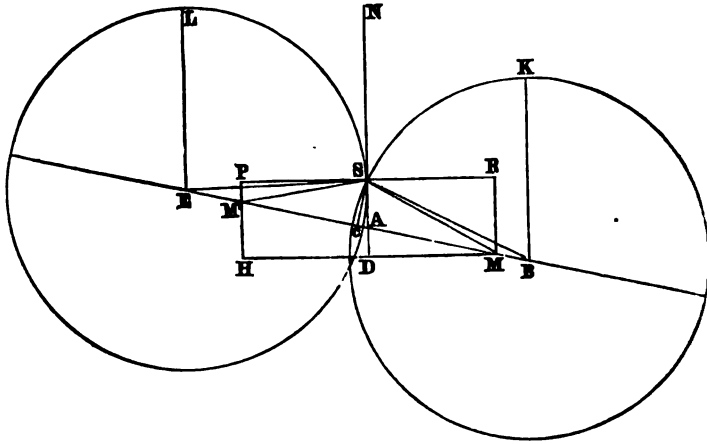
$$\sin. \text{DSM} : 811''.0 :: 1 : \text{SM} = 964''.3.$$

In the triangle HMM',

$$1465''.9 : 418''.5 :: 1 : \text{tang. HMM}' = 15^\circ 56' 1'',$$

$$\cos. \text{HMM}' : 1 :: 1465''.9 : \text{MM}' = 1524''.5,$$

the hourly motion of the moon in its orbit.



Hence $MSC = 73^\circ 11' 10''$.

In the triangle MSC,

$$1 : 964''.3 :: \cos. MSC : SC = 278''.9.$$

The radius of the moon at 12h. 30m. is $978''.6$; the augmentation for altitude is $15''.3$; making $BS = 993''.9$.

In the triangle BSC,

$$993''.9 : 278''.9 :: 1 : \cos. BSC = 73^\circ 42' 7''.$$

Hence $BSM = 0^\circ 30' 57''$,

$$ESM = 146^\circ 53' 17'',$$

$$\sin. SBM : 964''.3 :: \sin. BSM : BM = 30''.9,$$

$$\sin. SEM : 964''.3 :: \sin. ESM : EM = 1876''.8.$$

The time of describing $BM = 1m. 13s.$

The time of describing $EM = 1h. 13m. 52s.$

Hence the

Immersion takes place at . . . 7h. 14m. 17s. } Cambridge

Emersion takes place at . . . 8h. 29m. 22s. } mean time.

(269.) As one of the times selected for computation was very near the instant of immersion, it is probable that the preceding result for immersion is pretty accurate. For the sake of verification, we will, however, repeat the entire computation for 12h. and 13h. 15m., Greenwich mean time.

	For 12h. Greenwich Time.			For 12h. 15m. Greenwich Time.		
	R. A.	Dec.		R. A.	Dec.	
	h. m. s.	° ' "	° ' "	h. m. s.	° ' "	° ' "
Moon's true place.....	4 25 36.22	16 30 4.1 N.		4 28 41.66	16 38 9.5 N	
Moon's parallax	47.06	26 42.7		11.31	26 13.2	
Moon's apparent place...	4 26 23.28	16 3 21.4		4 28 30.35	16 11 56.3	
Sun's place	4 27 19.54	16 12 3.4		4 27 19.54	16 12 3.4	
Difference	56.26	8 42.0		1 10.81	7.1	
Reduced to seconds of arc	811.0	521.6		1019.9	6.3	

The moon's horizontal parallax, reduced to the latitude of Cambridge at 12h. 15m., is 59' 47".0; and the moon's hour angle is 3° 27' 38".4 west, from which we obtain the parallaxes as above. The hourly motion in right ascension is 1464".7, and in declination 412".2.

Hence, in the triangle HMM',

$$1464''.7 : 412''.2 :: 1 : \text{tang. HMM}' = 15^\circ 43' 9'',$$

$$\text{cos. HMM}' : 1 :: 1464''.7 : \text{MM}' = 1521''.6,$$

the hourly motion of the moon in its orbit.

Hence MSC = 72° 58' 18",

$$1 : 964''.3 :: \text{cos. MSC} : \text{SC} = 282''.4.$$

The radius of the moon at 12h. is 978".3; at 12h. 15m. is 979".0. The augmentation at 12h. is 15".1; at 12h. 15m. is 15".5. Hence SB = 993".4, and SE = 994".5.

$$993''.4 : 282''.4 :: 1 : \text{cos. BSC} = 73^\circ 29' 6''.$$

Hence BSM = 0° 30' 48",

$$\text{sin. SBM} : 964''.3 :: \text{sin. BSM} : \text{BM} = 30''.4.$$

The time of describing BM = 71.9s.

$$6''.3 : 1019''.9 :: 1 : \text{tang. DSM}' = 89^\circ 38' 46'',$$

$$\text{sin. DSM}' : 1019''.9 :: 1 : \text{SM}' = 1019''.9.$$

Hence M'SC = 73° 55' 37",

$$994''.5 : 282''.4 :: 1 : \text{cos. ESC} = 73^\circ 30' 14''.$$

Hence ESM' = 0° 25' 23",

$$\text{sin. SEM}' : 1019''.9 :: \text{sin. ESM}' : \text{EM}' = 26''.5.$$

The time of describing EM' = 62.7s.

Hence the

Immersion takes place at . . . 7h. 14m. 18s. } Cambridge
 Emersion takes place at . . . 8h. 29m. 27s. } mean time,
 which results are almost identical with those first obtained.

The angle of position of the point S, referred to the moon's centre at immersion, and measured from the north toward east, is KBS, which equals DSB or CSB - CSD.

The angle of position of the point S at emersion, measured from the north toward west, is LES, which equals DSE, or CSE + CSD. But if the angle be measured from north toward east, which is the usual method, it is $360^\circ - \text{DSE}$.

Hence at immersion the angle of position of the star is 58° from the north point of the moon's limb.

At emersion the angle of position of the star is 271° from the north point.

(270.) These results are doubtless correct within one or two seconds, according to the moon's places given in the Tables; but it is not to be supposed that these times are absolutely reliable to this degree of accuracy. Burckhardt's tables of the moon frequently exhibit errors of $15''$, and occasionally of $30''$. Now an error of $30''$ in the moon's place would cause an error of more than one minute in the computed time of occultation. However accurately, therefore, the computations are performed, the result may be found erroneous by half a minute of time, and occasionally even more than a minute. For simple purposes of observation, therefore, there is little advantage in making the computations with the precision which is here attempted, and we may generally be content with the results of the first approximation. Indeed, if we take the parallaxes directly from a table, like Table XVI., and make a careful geometrical construction with scale and dividers, we may generally obtain the time of beginning and end of the occultation within a minute of the truth, which is quite sufficient to guide the astronomer in observing an immersion. For an emersion, it is desirable to know the time as accurately as possible, in order that the eye of the observer may not be fatigued by too long watching for the phenomenon.

Ex. 2. It is required to find the time of immersion and emersion of γ Virginis, January 9, 1855, at Washington Observatory, latitude $38^\circ 53' 39''$ N., longitude 5h. 8m. 11s. W. of Greenwich, from the following data:

	Jan. 10. 0h. Gr. Mean Time.	Jan 10. 1h. Gr. Mean Time.
Moon's right ascension . . .	12h. 35m. 12.33s.	12h. 37m. 2.80s.
Moon's declination	$0^\circ 5' 32''.3$ S.	$0^\circ 19' 36''.2$ S.
Moon's equatorial hor. par.	$55' 32''.8$	$55' 34''.4$
Moon's true semi-diameter	$15' 10''.1$	$15' 10''.6$

Right ascension of γ Virginis, 12h. 34m. 18.43s.; declination, $0^\circ 39' 12''.1$ south.

Sidereal time of mean noon at Washington, January 9, 19h. 14m. 40.33s.

Ans. Immersion, 18h. 17m. 34s. Washington mean time.

Emersion, 19h. 36m. 45s. " " "

Angle of position of star 116° , from north point toward east, at immersion.

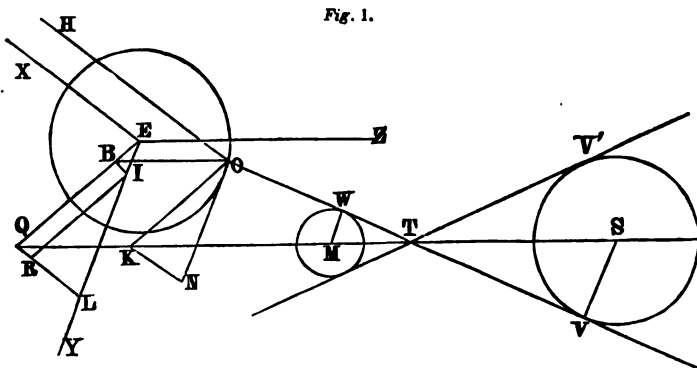
Angle of position of star 322° , from north point toward east, at emersion.

SECTION IV.

BESSEL'S METHOD OF COMPUTING SOLAR ECLIPSES.

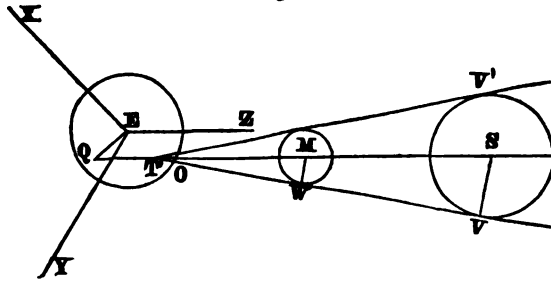
(271.) Bessel has developed the complete theory of eclipses in the second volume of his *Astronomical Researches*. We propose to exhibit the main points of this theory, together with its application to the determination of geographical longitudes.

Let S represent the centre of the sun, M that of the moon, E



that of the earth, and O the place of the observer on the earth's surface. The limbs of the sun and moon will appear to be in contact when the point O is situated on the surface of the cone which circumscribes these two bodies. There are two such circumscribing cones. One of them, VTV' , has its vertex at T , between the centres of the sun and moon; the other, $VT'V'$, has its vertex, T' , in the prolongation of the line MS , on the side of

Fig. 2.



the moon which is opposite to the sun. If the point O is situated on the surface of the first cone, an observer at O will witness the external contact of the disks of the sun and moon; but if O is on the surface of the second cone, the observer will see the internal contact of the disks.

(272.) In order to obtain the equation of this conical surface, let us conceive a system of three rectangular axes, whose origin is at E , the centre of the earth. Let the axis of z , or EZ , be drawn parallel to the line MS , which joins the centres of the sun and moon. We will assume that the positive direction of this line is that which proceeds from the moon to the sun, and also that the positive end of the axis EZ corresponds to a point of the celestial sphere whose right ascension is A and declination D . Also, we will suppose that the axis of y , or EY , lies in the plane which passes through EZ and the north pole of the equator, and that the positive end of this axis is directed toward a point of the celestial sphere whose right ascension is A , and whose declination is $90^\circ + D$. The third axis, or the axis of x , is the line EX , which is perpendicular to the plane of the hour circle $Z E Y$, and lies in the equator, at the distance of 90° from the intersection of the equator with the hour circle $Z E Y$. The declination of each end of this axis will be zero; and for its positive direction, we will assume that which corresponds to a right ascension of $90^\circ + A$. We accordingly assume that, when referred to the centre of the earth,

<i>The co-ordinates</i>	<i>Determine the position</i>
$x, y,$ and $z,$	of the centre, M , of the moon;
$x', y',$ and $z',$	of the centre, S , of the sun;
$\xi, \eta,$ and $\zeta,$	of the point O , or the place of the observer.

- Also, let G = the line MS , or the distance from the moon to the sun ;
 “ f = the angle OTM , or $OT'M$, which the axis of the cone forms with its side ;
 “ s = the perpendicular distance of the vertex of the cone from the plane YEX .

Since the axis EZ is parallel to the line MS , we have

$$x' = x, y' = y, \text{ and } z' = z + G \dots \dots (1)$$

(273.) If now, from the vertex of the cone T , and from the point O , we draw the lines TQ and OB perpendicular to the plane XEY ; also the lines QL and BI in this plane, perpendicular to the axis EY ; and the line IR , parallel to the line BQ , we shall have

$$OB = \zeta, EI = \eta, BI = \xi; TQ = s, EL = y, QL = x; \\ IL = y - \eta, \text{ and } RL = QL - QR = QL - BI = x - \xi.$$

Draw the plane NOK parallel to the plane YEX , and passing through O , the place of the observer. In this plane draw the lines ON, OH parallel with the axes EY and EX ; let the line MS produced meet the plane OHN in K , and draw KN perpendicular to ON . Then we shall have

$$KN = RL = x - \xi; ON = IL = y - \eta, \text{ and } OK = \sqrt{(x - \xi)^2 + (y - \eta)^2}.$$

In the triangle TOK , right-angled at K , we have

$$\text{tang. } f = \text{tang. } OTK = \frac{OK}{TK}; \text{ and } TK = TQ - KQ = s - \zeta.$$

$$\text{Therefore } (x - \xi)^2 + (y - \eta)^2 = (s - \zeta)^2 \text{ tang.}^2 f \dots \dots (2)$$

This equation corresponds to the conical surface in the case of an external contact. A similar one may be deduced for the conical shadow in the case of an internal contact.

(274.) Since both the sun and moon are sensibly spherical, we may represent the radius of the moon by k , and that of the sun by k' . Then, from the similar triangles, MTW and STV , right-angled at W and V , we shall have

$$ST : SV :: MT : MW.$$

Also, $ST + TM = G.$

And $ST \cdot \sin. STV = SV,$

$$MT \cdot \sin. MTW = MW.$$

But $STV = MTW = f; ST = z' - s; MT = s - z.$

Consequently,

$$z' - s : k' :: s - z : k; \text{ and } G \sin. f = k' + k.$$

Consider now the conical surface which corresponds to the internal contact, and whose vertex is at T' , *Fig. 2*. In this case we shall have

$$T'M = QM - QT' = z - s; T'S = z' - s, \text{ and } MS = T'S - T'M = G.$$

But

$$T'S \cdot \sin. VT'S = SV = k'; T'M \cdot \sin. WT'M = MW = k.$$

Consequently, in the case of an internal contact, we shall have

$$z' - s : k' :: z - s : k; \text{ and } G \sin. f = k' - k.$$

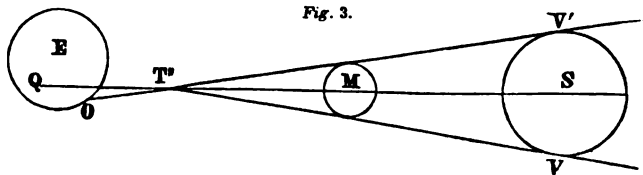
Hence, by reduction, we obtain for an external contact,

$$s = \frac{zk' + z'k}{k' + k}, \text{ and } \sin. f = \frac{k' + k}{G}.$$

Also, for an internal contact,

$$s = \frac{zk' - z'k}{k' - k}, \text{ and } \sin. f = \frac{k' - k}{G}.$$

(275.) It remains to consider in what cases the angle f is acute, and when obtuse. For an observer at the point O , on the earth's surface, the vertex of the conical shadow may be situated either on the same side of the heavens as the eclipsing body, or on the opposite side. The first case always happens at an external contact, and also at an internal contact in an annular eclipse. The vertex of the conical shadow is then found either at T , *Fig. 1*, or at T'' , *Fig. 3*. The second case happens



when the eclipse is total, and the contact an internal one; in which case T' , *Fig. 2*, is situated on the side of the observer, which is opposite to the sun. If, then, we reckon the angle f , which the axis of the cone forms with its side, always in the same direction, we shall have $f = OTQ$, *Fig. 1*, or $f = OT''Q$, both of which angles are acute; and $f = OT'Q$, *Fig. 2*, which is an obtuse angle. Hence we see that for an external contact the angle f is always acute, and also for an internal contact in annular eclipses; but for an internal contact in total eclipses this angle is obtuse.

(276.) We will now eliminate s and $\text{tang. } f$ from equation (2), by employing the values just found.

$$\cos.^2 f = 1 - \sin.^2 f = \frac{G^2 - (k' \mp k)^2}{G^2},$$

$$\text{tang.}^2 f = \frac{\sin.^2 f}{\cos.^2 f} = \frac{(k' \mp k)^2}{G^2 - (k' \mp k)^2}.$$

Hence

$$(x - \xi)^2 + (y - \eta)^2 = \left(\frac{zk' \mp z'k}{k' \mp k} - \zeta \right)^2 \frac{(k' \mp k)^2}{G^2 - (k' \mp k)^2},$$

or
$$(x - \xi)^2 + (y - \eta)^2 = \frac{[k'(z - \zeta) \mp k(z' - \zeta)]^2}{G^2 - (k' \mp k)^2} \dots \dots (3)$$

where the sign + belongs to the external, and - to the internal contacts.

For convenience, let us put

$$l = \frac{z(k' \mp k) \mp kG}{\mp \sqrt{G^2 - (k' \mp k)^2}} = z \text{ tang. } f \mp k \text{ sec. } f,$$

$$i = \frac{k' \mp k}{\mp \sqrt{G^2 - (k' \mp k)^2}} = \text{tang. } f \dots \dots \dots (4)$$

By substituting $z + G$ for z' in equation (3), we obtain

$$(x - \xi)^2 + (y - \eta)^2 = (l - i\zeta)^2 \dots \dots \dots (5)$$

Comparing this equation with equation (2), we see that

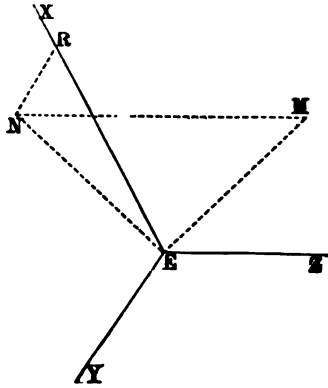
$$l = s \text{ tang. } f;$$

and this represents the radius of the circle formed by the intersection of the conical shadow with the plane which passes through the centre of the earth, and perpendicular to the axis of z .

(277.) We will now show how the values of $x, \xi, y, \eta, l, i,$ and ζ may be computed with the assistance of an ephemeris. For this purpose, conceive a new system of rectangular axes intersecting each other at the centre of the earth. Let EZ, the new axis of z , be directed toward the north pole of the equator; let EX, the new axis of x , be situated in the equator, and directed toward a point of the heavens whose right ascension, α' , is equal to that of the sun from the earth. Let EY, the axis of y , be directed toward a point of the equator whose right ascension is $90^\circ + \alpha'$; and also, let these directions correspond to the positive side of the co-ordinate axes. Let $\alpha, \delta,$ and r represent the true right ascension, declination, and the distance of the moon's

centre from that of the earth; and let a' , δ' , and R represent the same quantities for the sun's centre, where r and R are supposed to refer to the same unit of length.

Let M represent the centre of the moon, and from it let fall upon the plane XEY the perpendicular $MN=z$. From its extremity N , upon the line EX , let fall the perpendicular $NR=y$, and represent ER by x .



Then, in the triangle EMN , right-angled at N , the side $EM=r$; $MN=z$; and the angle MEN , which represents the inclination of the line EM to the equator, is $=\delta$.

Hence $EN=r \cos. \delta$; and $z=r \sin. \delta$.

Also, in the triangle ENR , right angled at R , the angle $NER=a-a'$.

Hence

$$NR=y=EN \sin. (a-a')=r \cos. \delta \sin. (a-a');$$

and $ER=x=r \cos. \delta \cos. (a-a')$.

That is, we find the co-ordinates of the moon's centre,

- parallel to the new axis of z , to be $r \sin. \delta$;
- “ “ y , “ $r \cos. \delta \sin. (a-a')$;
- “ “ x , “ $r \cos. \delta \cos. (a-a')$.

In the same manner, since the axis of x has the same right ascension as the sun's centre, the co-ordinates of the sun

- parallel to the axis of z will be $R \sin. \delta'$;
- “ “ y “ 0 ;
- “ “ x “ $R \cos. \delta'$.

(278.) If we transfer the origin of co-ordinates to the centre, M , of the moon, so that the axis of z shall be directed toward the pole, the axis of x toward a point whose right ascension is a' , and the axis of y toward a point whose right ascension is $90^\circ + a'$, these co-ordinate axes will be parallel with those before mentioned, and we shall have for the co-ordinates of the centre of the sun referred to the moon,

$$\begin{aligned} \text{parallel to the new axis of } z, & \quad G \sin. D; \\ \text{“ “ } y, & \quad G \cos. D \sin. (A - a'); \\ \text{“ “ } x, & \quad G \cos. D \cos. (A - a'), \end{aligned}$$

since the right ascension of the sun's centre, seen from that of the moon, is A, its declination is D, and its distance is G (see page 264).

Hence we have

$$\begin{aligned} G \sin. D &= R \sin. \delta' - r \sin. \delta, \\ G \cos. D \sin. (A - a') &= -r \cos. \delta \sin. (a - a'), \\ G \cos. D \cos. (A - a') &= R \cos. \delta' - r \cos. \delta \cos. (a - a'). \end{aligned}$$

Dividing each equation by R, and putting $\frac{G}{R} = g$, and $\frac{r}{R} = e$, we shall have

$$\left. \begin{aligned} g \sin. D &= \sin. \delta' - e \sin. \delta, \\ g \cos. D \sin. (A - a') &= -e \cos. \delta \sin. (a - a'), \\ g \cos. D \cos. (A - a') &= \cos. \delta' - e \cos. \delta \cos. (a - a'), \end{aligned} \right\} (6)$$

from which A, D, and g may be computed. Dividing the second of these equations by the third, we obtain

$$\begin{aligned} \text{tang. } (A - a') &= -\frac{e \cos. \delta \sin. (a - a')}{\cos. \delta' - e \cos. \delta \cos. (a - a')} \\ &= -\frac{e \cos. \delta \sec. \delta' \sin. (a - a')}{1 - e \cos. \delta \sec. \delta' \cos. (a - a')}. \end{aligned}$$

Dividing the first equation by the third, we obtain

$$\text{tang. } D = \frac{(\sin. \delta' - e \sin. \delta) \cos. (A - a')}{\cos. \delta' - e \cos. \delta \cos. (a - a')}.$$

Also, from equation third,

$$g = \frac{\cos. \delta' - e \cos. \delta \cos. (a - a')}{\cos. D \cos. (A - a')}.$$

In solar eclipses the value of $A - a'$ never exceeds a few seconds, and its cosine differs from unity by a fraction which is inappreciable in the first seven decimal figures; and therefore the factor $\cos. (A - a')$, in the last two formulas, may be suppressed.

(279.) The preceding expression for the value of D may be converted into an expression for the value of $D - \delta'$ by omitting the factor $\cos. (a - a')$, which in a solar eclipse differs but little from unity.

By Trig., Art. 77, we have

$$\text{tang. } (A - B) = \frac{\text{tang. } A - \text{tang. } B}{1 + \text{tang. } A \text{ tang. } B}.$$

Hence

$$\begin{aligned} \text{tang. } (D - \delta') &= \frac{\frac{\sin. \delta' - e \sin. \delta}{\cos. \delta' - e \cos. \delta} - \text{tang. } \delta'}{1 + \frac{\sin. \delta' \text{ tang. } \delta' - e \sin. \delta \text{ tang. } \delta'}{\cos. \delta' - e \cos. \delta}} \\ &= \frac{\sin. \delta' - e \sin. \delta - \sin. \delta' + e \cos. \delta \text{ tang. } \delta'}{\cos. \delta' - e \cos. \delta + \sin. \delta' \text{ tang. } \delta' - e \sin. \delta \text{ tang. } \delta'} \\ &= \frac{-e \sin. \delta \cos. \delta' + e \cos. \delta \sin. \delta'}{\cos.^2 \delta' - e \cos. \delta \cos. \delta' + \sin.^2 \delta' - e \sin. \delta \sin. \delta'} \end{aligned}$$

That is,
$$\text{tang. } (D - \delta') = \frac{-e \sin. (\delta - \delta')}{1 - e \cos. (\delta - \delta')}$$

But since $\delta - \delta'$ is a small arc, we may, without material error, substitute the arc for its sine, and we may also use the arc $D - \delta'$ instead of its tangent, and, neglecting the factor $\cos. (\delta - \delta')$, we obtain

$$D = \delta' - \frac{e(\delta - \delta')}{1 - e}$$

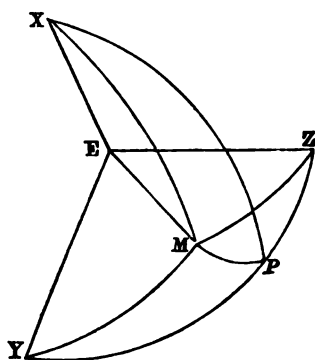
In the same manner, we obtain

$$A = a' - \frac{e \cos. \delta \sec. \delta' (a - a')}{1 - e \cos. \delta \sec. \delta'}$$

Also,
$$g = \frac{1 - e \cos. \delta \sec. \delta'}{\cos. D \sec. \delta'}$$
,

or
$$g = 1 - e, \text{ very nearly.}$$

(280.) In order to compute $x, y, \text{ etc.}$, we must return to our original system of co-ordinates, page 264. Conceive about the point E a sphere to be described with any radius at pleasure,



and let M represent the moon's place upon this sphere. Let P represent the pole of the equator, and let Z, Y, X represent the points where this sphere is intersected by the positive ends of the above-mentioned axes.

In this system, the point P will lie in the plane of the great circle ZY; and the points M, Z, Y, and X will be determined respectively by the right ascensions and declinations a and δ, A and D, A and $90^\circ + D,$

$90^\circ + A$ and $0^\circ.$

The co-ordinates z , y , and x of the point M , in respect to E , taken parallel to the above-mentioned axes, are equal to the projections of the line $EM = r$ on these axes, or to the products of the line EM , by the cosines of the arcs ZM , YM , and XM . The cosines of these arcs may be derived from the spherical triangles ZPM , YPM , and XPM , in which the side $ZP = 90^\circ - D$, $MP = 90^\circ - \delta$, $YP = D$, $XP = 90^\circ$; also, the angle $ZPM = A - a$, $YPM = 180^\circ - (A - a)$, and $XPM = 90^\circ + A - a$.

Hence, by Spherical Trigonometry, Art. 225, we obtain

$$\left. \begin{aligned} z &= r [\sin. D \sin. \delta + \cos. D \cos. \delta \cos. (a - A)], \\ y &= r [\cos. D \sin. \delta - \sin. D \cos. \delta \cos. (a - A)], \\ x &= r \cos. \delta \sin. (a - A). \end{aligned} \right\} \dots (7)$$

The above expression for the value of y is subject to the inconvenience of furnishing y by means of the difference of two large numbers. We may, however, easily transform it into another which is free from this inconvenience.

Since $\cos. x = \cos.^2 \frac{1}{2}x - \sin.^2 \frac{1}{2}x$; that is, $\cos. (a - A) = \cos.^2 \frac{1}{2}(a - A) - \sin.^2 \frac{1}{2}(a - A)$, and $\sin.^2 x + \cos.^2 x = 1$, by substitution and reduction we obtain

$$\left. \begin{aligned} z &= r [\cos. (\delta - D) \cos.^2 \frac{1}{2}(a - A) - \cos. (\delta + D) \sin.^2 \frac{1}{2}(a - A)], \\ y &= r [\sin. (\delta - D) \cos.^2 \frac{1}{2}(a - A) + \sin. (\delta + D) \sin.^2 \frac{1}{2}(a - A)]. \end{aligned} \right.$$

(281.) Having thus computed z , y , and x , we can find z' , y' , and x' by the following expressions:

$$z' = z + G, \quad y' = y, \quad \text{and} \quad x' = x.$$

Conceive now that M in the preceding figure no longer represents the moon's centre, but the geocentric zenith of the observer; the declination of the point M will then be equal to ϕ' , or the geocentric latitude of the place of observation; and its right ascension will be equal to μ , the sidereal time of the observer expressed in degrees. If, then, we represent the distance of the observer from the centre of the earth by ρ , we shall obtain the values of ζ , η , and ξ from equations (7), by substituting ρ , μ , and ϕ' in place of r , a , and δ . We thus obtain

$$\left. \begin{aligned} \zeta &= \rho [\sin. D \sin. \phi' + \cos. D \cos. \phi' \cos. (\mu - A)], \\ \eta &= \rho [\cos. D \sin. \phi' - \sin. D \cos. \phi' \cos. (\mu - A)], \\ \xi &= \rho \cos. \phi' \sin. (\mu - A). \end{aligned} \right\} \dots (8)$$

(282.) The unit to which the lengths of the lines r , R , and ρ are referred is entirely arbitrary. Bessel has chosen for this unit, as being most convenient for computation, the equatorial radius

of the earth. If we represent the moon's equatorial horizontal parallax by π , the sun's mean horizontal parallax by π' , and the distance from the centre of the earth to that of the sun by r' , expressed as in the solar tables, where the mean distance of the earth from the sun is considered as unity; then, if the equatorial radius of the earth be taken as unity,

$$r = \frac{1}{\sin. \pi}, \text{ and } R = \frac{r'}{\sin. \pi'}$$

Let H represent the mean radius of the sun, or the apparent radius of the sun's disk at the distance $r'=1$; then the linear radius of the sun, or k' , the equatorial radius of the earth being taken as unity, will be represented by

$$k' = \frac{\sin. H}{\sin. \pi'} \dots \dots \dots (9)$$

Consequently, for all eclipses of the sun we shall have

$$\left. \begin{aligned} r &= \frac{1}{\sin. \pi}; \quad e = \frac{\sin. \pi'}{r' \sin. \pi}; \quad g = \frac{G \cdot \sin. \pi'}{r'} \\ \sin. f &= \frac{\sin. H \pm k \sin. \pi'}{r' g}, \\ s \cdot \text{tang. } f &= l = z \text{ tang. } f \pm k \text{ sec. } f, \end{aligned} \right\} \dots (10)$$

where the sign + applies to an external contact, and - to an internal contact.

(283.) The numerator of the expression for $\sin. f$ is constant for all eclipses of the sun. From the transits of Venus in the years 1761 and 1769, Encke has determined $\pi' = 8''.5776$; from Bessel's measurements at the transit of Mercury in the year 1832, H was determined = $959''.788$; and according to Burckhardt's tables of the moon, if we take the equatorial radius of the earth as unity, the linear radius of the moon, or k , will be equal to 0.2725. Hence we have generally

$$\left. \begin{aligned} \log. \sin. \pi' &= 5.6189407; \\ \log. (\sin. H + k \sin. \pi') &= 7.6688050; \\ \log. (\sin. H - k \sin. \pi') &= 7.6666896. \end{aligned} \right\} \dots (11)$$

(284.) Let ϕ represent the geographical latitude of a given place, ϕ' its geocentric latitude, and ω the east longitude of the place from the meridian of the ephemeris expressed in time.

The beginning and end of the eclipse can nowhere happen many hours before or after the middle of the eclipse, as given in

the ephemeris. Let, then, T represent the mean solar time corresponding to the middle of the eclipse under the meridian for which the ephemeris is computed; $T + \omega$ will be the corresponding mean time of the middle under the meridian of the given place. If we represent the mean time of the beginning or end of the eclipse at the given place by $T + \omega + t$, we may be sure that t is a short interval of time. If we have not the use of an astronomical ephemeris, we may employ the solar and lunar tables, and may assume for T either the time of true conjunction, or, still better, the time of middle of the eclipse for the earth generally.

For the mean times $T - 1h.$, T , and $T + 1h.$, compute from the ephemeris the values of α , δ , and π for the moon; also α' , δ' , and r' for the sun. Compute from equations (6) the values of A , D , and g ; and from equations (7) the values of z , y , and x . Also, compute the values of l and $\log. i$ from equations (4) and (10). Since the values of l and $\log. i$ change but slowly, when only an approximate computation is required, we may assume that these quantities remain constant throughout the entire duration of the eclipse.

(285.) We will now assume that for the mean times $T - 1h.$ and $T + 1h.$, under the meridian of the ephemeris, the co-ordinates x , y , and z have the values

$$p - p', q - q', b - b', \text{ and } p + p', q + q', b + b';$$

which values will be general for all parts of the earth. But for the given place we must also compute the sidereal times which, under the meridian of the place, correspond to the instants when the mean times $T - 1h.$ and $T + 1h.$ occurred under the meridian of the ephemeris. We then compute from equations (8) the values of the co-ordinates ξ , η , and ζ for the given place; and we will assume that these co-ordinates for the two instants above mentioned are

$$u - u', v - v', w - w', \text{ and } u + u', v + v', w + w'.$$

We may now assume approximately that at the time T , under the meridian of the ephemeris, the values of x , y , z , ξ , η , and ζ are equal to p , q , b , u , v , and w , and that the hourly variations of these values are represented by p' , q' , b' , u' , v' , and w' ; also that, during a moderate interval of time, the change of the preceding values is proportional to the time. We shall there-

fore find approximately for the mean time $T+t$, under the meridian of the ephemeris,

$$\begin{aligned} x &= p+p't; & y &= q+q't; & z &= b+b't; \\ \xi &= u+u't; & \eta &= v+v't; & \zeta &= w+w't; \end{aligned}$$

where t is expressed in hours and fractions of an hour.

Substituting these values in equation (5), we obtain

$$[p-u+(p'-u')t]^2 + [q-v+(q'-v')t]^2 = (l-i\zeta)^2.$$

(286.) In order to facilitate the computation, we will assume

$$\left. \begin{aligned} p-u &= m \sin. M; & p'-u' &= n \sin. N, \\ q-v &= m \cos. M; & q'-v' &= n \cos. N, \\ l-i\zeta &= L, \end{aligned} \right\} \dots (12)$$

where m and n are always to be considered positive. Substituting these values, we obtain

$$(m \sin. M + nt \sin. N)^2 + (m \cos. M + nt \cos. N)^2 = L^2$$

By expanding this equation, we obtain

$$\left. \begin{aligned} m^2 \sin.^2 M + 2mnt \sin. M \sin. N + n^2 t^2 \sin.^2 N \\ + m^2 \cos.^2 M + 2mnt \cos. M \cos. N + n^2 t^2 \cos.^2 N \end{aligned} \right\} = L^2.$$

But since $\sin.^2 + \cos.^2 = 1$, we have

$$m^2 + 2mnt \cos. (M-N) + n^2 t^2 = L^2,$$

or

$$m^2 \sin.^2 (M-N) + m^2 \cos.^2 (M-N) + 2mnt \cos. (M-N) + n^2 t^2 = L^2;$$

that is, $m^2 \sin.^2 (M-N) + [m \cos. (M-N) + nt]^2 = L^2.$

Let us assume

$$\frac{m \sin. (M-N)}{L} = \sin. \psi \dots \dots \dots (13)$$

then, if an eclipse actually takes place, it will always be possible to compute the angle ψ . Substituting $\sin. \psi$ in the last equation but one, we have

$$L^2 \sin.^2 \psi + [m \cos. (M-N) + nt]^2 = L^2,$$

or $[m \cos. (M-N) + nt]^2 = L^2(1 - \sin.^2 \psi) = L^2 \cos.^2 \psi.$

Extracting the square root,

$$m \cos. (M-N) + nt = \pm L \cos. \psi,$$

or $t = -\frac{m \cos. (M-N)}{n} \pm \frac{L \cos. \psi}{n},$

where the unit to which t refers is the mean solar hour.

It is obvious that the greater of the two values of t , understood in a positive sense, must correspond to the end of the eclipse, and the least of the two to the beginning. Assuming

the angle ψ to be taken in either the first or fourth quadrant, we find for the given place, in mean time of the place,

$$\begin{aligned} \text{Beginning of the eclipse at} & \quad T + \omega - \frac{m}{n} \cos. (M - N) - \frac{L}{n} \cos. \psi, \\ \text{End} & \quad \quad \quad \quad \quad T + \omega - \frac{m}{n} \cos. (M - N) + \frac{L}{n} \cos. \psi, \end{aligned}$$

where we may employ the value of l instead of L without material error.

(287.) The hourly variations of ξ and η may be found by differentiating the values of ξ and η in equations (8). We thus obtain

$$\begin{aligned} \frac{d\xi}{dT} &= \rho \cos. \phi' \cos. (\mu - A) \frac{d(\mu - A)}{dT}, \\ \frac{d\eta}{dT} &= -\rho \sin. \phi' \sin. D \frac{dD}{dT} - \rho \cos. \phi' \cos. D \cos. (\mu - A) \frac{dD}{dT} \\ & \quad + \rho \cos. \phi' \sin. D \sin. (\mu - A) \frac{d(\mu - A)}{dT}, \end{aligned}$$

or

$$\frac{d\eta}{dT} = \xi \sin. D \frac{d(\mu - A)}{dT} - \zeta \frac{dD}{dT}.$$

The unit of time is here taken at one hour, and the above values must be expressed in parts of radius.

(288.) In order to determine on what point of the sun's disk the first and last contacts will take place, conceive a line which passes through the place of the observer, parallel to the line which joins the centres of the sun and moon, and directed toward the positive side of the axis of z ; the plane which passes through this line, and is parallel to the axis of y (see figure, page 263), makes, with the plane which passes through the former line and the apparent place of the moon, the angle KON , whose

tangent is $\frac{KN}{ON} = \frac{x - \xi}{y - \eta}$. Represent this angle by Q . Since the

sun is at a great distance from the earth and moon, the line which joins the centres of the sun and moon at the time of an eclipse forms a very small angle with that which passes through the place of the observer and the sun. We may therefore assume that the angle Q is the same as that which is formed at the sun's centre by the hour circle of the sun, and that circle which passes through the sun's centre and the point of the sun's

limb where the first or last contact takes place. Consequently, we shall have

$$\text{tang. } Q = \frac{x - \xi}{y - \eta}.$$

But
$$x - \xi = p - u + (p' - u')t$$

$$= m \sin. M + nt \sin. N, \text{ by equation 12.}$$

Also,
$$nt = -m \cos. (M - N) \mp L \cos. \psi.$$

Hence

$$x - \xi = m \sin. M - m \sin. N \cos. (M - N) \mp L \cos. \psi \sin. N.$$

But

$$\begin{aligned} \sin M - \sin. N \cos. (M - N) &= \\ &= \sin. M - \sin. N \cos. M \cos. N - \sin. N \sin. M \sin. N \\ &= \sin. M (1 - \sin.^2 N) - \sin. N \cos. M \cos. N \\ &= \sin. M \cos. N \cos. N - \sin. N \cos. M \cos. N \\ &= \cos. N \sin. (M - N). \end{aligned}$$

That is,

$$x - \xi = m \sin. (M - N) \cos. N \mp L \cos. \psi \sin. N.$$

But
$$L = \frac{m \sin. (M - N)}{\sin. \psi}.$$

Hence

$$\begin{aligned} x - \xi &= \frac{m \sin. (M - N) \cos. N \sin. \psi \mp m \cos. \psi \sin. N \sin. (M - N)}{\sin. \psi} \\ &= \frac{m \sin. (M - N)}{\sin. \psi} \left\{ \cos. N \sin. \psi \mp \sin. N \cos. \psi \right\} \\ &= \mp L \sin. (N \mp \psi). \end{aligned}$$

In the same manner, we find

$$y - \eta = \mp L \cos. (N \mp \psi).$$

Hence, for the first contact,

$$x - \xi = -L \sin. (N - \psi) = L \sin. (N + 180^\circ - \psi),$$

$$y - \eta = -L \cos. (N - \psi) = L \cos. (N + 180^\circ - \psi);$$

and for the last contact,

$$x - \xi = L \sin. (N + \psi),$$

$$y - \eta = L \cos. (N + \psi).$$

That is, for the first contact,

$$\text{tang. } Q = \text{tang. } (N + 180^\circ - \psi),$$

or

$$Q = N + 180^\circ - \psi;$$

and for the last contact,

$$\text{tang. } Q = \text{tang. } (N + \psi),$$

or

$$Q = N + \psi.$$

(289.) The angle Q is measured on the sun's limb, from his north point by the east, from 0° to 360° . If we conceive an hour circle drawn through the sun's centre, Q will represent the angle comprehended between the intersection of this hour circle with the sun's disk and the point of first or last contact. If the observer has an equatorial telescope, he may easily determine the north point of the sun's disk by the method explained in Art. 42. If the telescope is not equatorially mounted, we must refer the points of first and last contact to the vertex of the sun's disk; for which purpose we must compute the angle P , which is formed at the sun's centre by an hour circle and a vertical circle, as explained in Art. 145. The north point of the sun's disk will be situated to the right of the vertex if the sun is west of the meridian, but on the left of the vertex if it is east of the meridian.

(290.) The following is a recapitulation of the formulæ employed in this computation:

Let T represent a convenient assumed time near to the time of conjunction. Take from the ephemeris, for two or three full hours preceding and following T , the following quantities:

a = the moon's right ascension, a' = the sun's right ascension,
 δ = the moon's declination, δ' = the sun's declination,
 π = the moon's equ. hor. parallax, r' = the earth's radius vector.

Then compute the following quantities:

$$e = \frac{\sin. 8''.5776}{r' \sin. \pi}, \quad r = \frac{1}{\sin. \pi},$$

$$\log. \sin. 8''.5776 = 5.6189407,$$

$$A = a' - \frac{e \cos. \delta \sec. \delta' (a - a')}{1 - e \cos. \delta \sec. \delta'},$$

$$D = \delta' - \frac{e(\delta - \delta')}{1 - e},$$

$$g = \frac{1 - e \cos. \delta \sec. \delta'}{\cos. D \sec. \delta'},$$

$$x = r \cos. \delta \sin. (a - A),$$

$$y = r \sin. (\delta - D) \cos.^2 \frac{1}{2} (a - A) + r \sin. (\delta + D) \sin.^2 \frac{1}{2} (a - A),$$

$$z = r \cos. (\delta - D) \cos.^2 \frac{1}{2} (a - A) - r \cos. (\delta + D) \sin.^2 \frac{1}{2} (a - A),$$

$$\sin. f = \frac{7.6688050}{r' g} \quad (\text{for an external contact}),$$

$$\sin. f = \frac{7.6666896}{r' g} \quad (\text{for an internal contact}),$$

$$\begin{aligned}i &= \text{tang. } f, \\k &= 0.2725, \\l &= z \text{ tang. } f \mp k \text{ sec. } f.\end{aligned}$$

Compute, also, the following quantities for the given place, where

μ = the sidereal time of the place of observation ;
 μ' = the same for the meridian of the ephemeris ;
 ω = the longitude of the place of observation ; east longitudes being considered positive, west longitudes negative ;
 ϕ' = the geocentric latitude of the place of observation ;
 ρ = the earth's radius for the place of observation.

$$\begin{aligned}\xi &= \rho \cos. \phi' \sin. (\mu - A), \\ \eta &= \rho \sin. \phi' \cos. D - \rho \cos. \phi' \sin. D \cos. (\mu - A), \\ \zeta &= \rho \sin. \phi' \sin. D + \rho \cos. \phi' \cos. D \cos. (\mu - A), \\ d\xi &= \rho \cos. \phi' \cos. (\mu - A) d(\mu - A), \\ d\eta &= \xi \sin. D d(\mu - A) - \zeta dD, \\ m \sin. M &= x - \xi, \\ m \cos. M &= y - \eta, \\ n \sin. N &= x' - d\xi, \\ n \cos. N &= y' - d\eta, \\ x' &= \text{the hourly variation of } x, \\ y' &= \text{the hourly variation of } y.\end{aligned}$$

m and n are always positive.

$$l - i\zeta = L,$$

$$\sin. \psi = \frac{m}{L} \sin. (M - N).$$

ψ must be taken in the first or fourth quadrant.

$$\text{For beginning of eclipse, } t_1 = -\frac{m}{n} \cos. (M - N) - \frac{L}{n} \cos. \psi.$$

$$\text{For end of eclipse, } t_2 = -\frac{m}{n} \cos. (M - N) + \frac{L}{n} \cos. \psi.$$

$$\text{Time of beginning of eclipse, } = T + \omega + t_1.$$

$$\text{Time of end of eclipse, } = T + \omega + t_2.$$

$$\text{Angle from north point for beginning, } = 180^\circ + N - \psi = Q_1.$$

$$\text{Angle from north point for end, } = N + \psi = Q_2.$$

$$\text{Angle from vertex, } = Q + P = V.$$

(291.) *Example.* It is required to compute the time of beginning and end of the solar eclipse of July 28, 1851, for Cambridge

Observatory, latitude 42° 22' 48" north, longitude 4h. 44m. 30s. west of Greenwich.

The right ascension and declination of the moon are computed for the Nautical Almanac for each noon and midnight, examined by means of differences to the fourth order, and interpolated for every hour. The following places of the moon for several hours before and after conjunction have been interpolated from the computed places in the Nautical Almanac, regard being had to differences of the fifth order. The places of the sun have also been carefully interpolated.

For the Moon.

Greenwich mean Solar Time.	α = R. A.	δ = Dec.	π = Parallax.
July 28, 0	125 40 6.75	20 3 30.00	60 27.600
" 1	126 19 9.41	19 58 9.36	60 28.710
" 2	126 58 10.80	19 52 39.98	60 29.794
" 3	127 37 10.82	19 47 1.91	60 30.851
" 4	128 16 9.37	19 41 15.20	60 31.880
" 5	128 55 6.36	19 35 19.88	60 32.882

For the Sun.

Greenwich mean Solar Time.	α = R. A.	δ = Dec.	Log. r = Log. Distance.	μ = Greenwich Sider. Time, reduced to Arc.
July 28, 0	127 6 5.25	19 5 24.70	0.0065782	125 33 19.05
" 1	127 8 32.63	4 50.23	65761	140 35 46.90
" 2	127 10 59.99	4 15.74	65739	155 38 14.74
" 3	127 13 27.34	3 41.21	65718	170 40 42.59
" 4	127 15 54.67	3 6.64	65697	185 43 10.44
" 5	127 18 21.99	2 32.04	65675	200 45 38.29

Computation of the quantities e , A , D , and g .

	July 28, 0h.	July 28, 1h.	July 28, 2h.	July 28, 3h.	July 28, 4h.	July 28, 5h.
Greenwich mean Time.						
$\log. \pi$	3.5596194	3.5597523	3.5598820	3.5600084	3.5601315	3.5602512
$\log. \sin. \pi - \log. \pi$	4.6855525	4.6855525	4.6855525	4.6855524	4.6855524	4.6855524
$\log. \sin. \pi$	8.2451719	8.2453048	8.2454345	8.2455608	8.2456839	8.2458036
$\log. r'$	0.0065782	0.0065761	0.0065739	0.0065718	0.0065697	0.0065675
$\log. r' \sin. \pi$	8.2517501	8.2518809	8.2520084	8.2521326	8.2522536	8.2523711
$\sin. 8''.5776$	5.6189407	5.6189407	5.6189407	5.6189407	5.6189407	5.6189407
$\log. e$	7.3671906	7.3670598	7.3669323	7.3668081	7.3666871	7.3665696
$a - \alpha'$	-1° 25' 58".50	-49' 23".22	-12' 49".19	+23' 43".48	+1° 0' 14".70	+1° 36' 44".37
$\log. e$	7.36719	7.36706	7.36693	7.36681	7.36669	7.36657
$\cos. \delta$	9.97282	9.97307	9.97332	9.97358	9.97384	9.97411
$\sec. \delta'$	0.02457	0.02454	0.02452	0.02449	0.02447	0.02444
$\log. e \cos. \delta \sec. \delta'$	7.36458	7.36467	7.36477	7.36488	7.36500	7.36512
$e \cos. \delta \sec. \delta'$.0023151	.0023156	.0023162	.0023168	.0023174	.0023180
$1 - e \cos. \delta \sec. \delta'$.9976849	.9976844	.9976838	.9976832	.9976826	.9976820
$\log. e \cos. \delta \sec. \delta'$	7.36458	7.36467	7.36477	7.36488	7.36500	7.36512
$\log. (a - \alpha')$	3.71252 n	3.47176 n	2.88603 n	3.15335	3.55807	3.76375
$\log. e \cos. \delta \sec. \delta' \log. (a - \alpha')$	1.07710 n	0.83643 n	0.25080 n	0.51823	0.92307	1.12887
$\log. (1 - e \cos. \delta \sec. \delta')$	9.99899	9.99899	9.99899	9.99899	9.99899	9.99899
$\log. (A - \alpha')$	1.07811	0.83744	0.25181	0.51924 n	0.92408 n	1.12988 n
$A - \alpha'$	+11''.97	+6''.88	+1''.79	-3''.31	-8''.40	-13''.48
A	127° 6' 17.22	127° 8' 39.51	127° 11' 1.78	127° 13' 24.03	127° 15' 46.27	127° 18' 8.51

$\delta - \delta'$	+58 5.30	+48 24.24	+43 20.70	+38 8.56	+32 47.84
e	.0023291	.0023277	.0023271	.0023264	.0023258
$1 - e$.9976709	.9976723	.9976729	.9976736	.9976742
$\log. e$	7.36719	7.36693	7.36681	7.36669	7.36657
$\log. (\delta - \delta')$	3.54224	3.46303	3.41509	3.35956	3.29399
$\log. e (\delta - \delta')$	0.90943	0.82996	0.78190	0.72625	0.66056
$\log. (1 - e)$	9.99899	9.99899	9.99899	9.99899	9.99899
$\log. (D - \delta')$	0.91044 n	0.83097 n	0.78291 n	0.72726 n	0.66157 n
$D - \delta'$	-8".14	-6".78	-6".07	-5".34	-4".59
D	19° 5' 16".56	19° 4' 42."76	19° 3' 35".14	19° 3' 1".30	19° 2' 27".45
$\cos. D$	9.9754400	9.9754892	9.9755138	9.9755385	9.9755631
$\sec. \delta'$	0.0245659	0.0245157	0.0244906	0.0244654	0.0244403
$\cos. D \sec. \delta'$	0.0000059	0.0000054	0.0000044	0.0000039	0.0000034
$\log. (1 - e \cos. \delta \sec. \delta')$	9.9989934	9.9989929	9.9989927	9.9989924	9.9989922
$\log. g$	9.9989975	9.9989878	9.9989880	9.9989885	9.9989888

Computation of the co-ordinates x , y , and z .

Greenwich mean Time.	July 26, 0h.	July 26, 1h.	July 26, 2h.	July 26, 3h.	July 26, 4h.	July 26, 5h.
$a - A$	-1° 26' 10.47"	-49' 30.10"	-12' 50.98"	+23' 46.79"	+1' 0' 23.10"	+1' 36' 57.85"
$\log. (a - A)$	3.7135300 <i>n</i>	3.4727711 <i>n</i>	2.8870431 <i>n</i>	3.1543601	3.5590803	3.7647626
$\log. \sin. - \log.$	4.6855294	4.6855599	4.6855738	4.6855714	4.6855525	4.6855173
$\cos. \delta$	9.9728246	9.9730705	9.9733219	9.9735786	9.9738405	9.9741075
$\log. r$	1.7548281	1.7546952	1.7545655	1.7544392	1.7543161	1.7541964
$\log. x$	0.1267121 <i>n</i>	9.8860967 <i>n</i>	9.3005043 <i>n</i>	9.5679493	9.9727894	0.1785838
x	-1.338789	-7.69302	-1.99758	+3.69785	+9.93268	+1.508633
$\delta + D$	39° 8' 46.5639"	2° 52.12' 38"	56' 48.94' 38"	50' 37.05' 38"	44' 16.50' 38"	38' 37' 47.33"
$\delta - D$	0 58' 13.44"	0 53' 26.60"	0 48' 31.02"	0 43' 26.77"	0 38' 13.90"	0 32' 52.43"
$\cos. \frac{1}{2}(a - A)$	9.9999659	9.9999887	9.9999992	9.9999974	9.9999832	9.9999568
$\cos. \frac{1}{2}(a - A)$	9.9999659	9.9999887	9.9999992	9.9999974	9.9999832	9.9999568
$\log. (\delta - D)$	3.5432533	3.5060448	3.4640452	3.4161027	3.3605745	3.2950016
$\log. \sin. - \log.$	4.6855541	4.6855574	4.6855604	4.6855633	4.6855659	4.6855683
$\log. r$	1.7548281	1.7546952	1.7545655	1.7544392	1.7543161	1.7541964
$\log. r \sin. (\delta - D) \cos.^2 \frac{1}{2}(a - A)$	9.9835673	9.9462748	9.9041695	9.8561000	9.8004229	9.7346799
$\log. \frac{1}{2}(a - A)$	3.41250	3.17174	2.58601	2.85333	3.25805	3.46373
$\log. \sin. - \log.$	4.68556	4.68557	4.68557	4.68557	4.68557	4.68556
$\sin. \frac{1}{2}(a - A)$	8.09806	7.85731	7.27158	7.53890	7.94362	8.14929
$\sin. (\delta + D)$	9.80024	9.79932	9.79837	9.79740	9.79641	9.79538
$\log. r$	1.75483	1.75470	1.75457	1.75444	1.75432	1.75420
$\log. r \sin. (\delta + D) \sin.^2 \frac{1}{2}(a - A)$	7.75119	7.26864	6.09610	6.62964	7.43797	7.84816
$r \sin. (\delta + D) \sin.^2 \frac{1}{2}(a - A)$.005639	.001856	.000125	.000426	.002741	.007050
$r \sin. (\delta - D) \cos.^2 \frac{1}{2}(a - A)$.962869	.883639	.801991	.717960	.631572	.542850
y	.968508	.885495	.802116	.718386	.634313	.549900

$\cos.^2 \frac{1}{2}(a-A)$	9.9999318	9.9999774	9.9999984	9.9999948	9.9999664	9.9999136
$\cos. (\delta-D)$	9.9999377	9.9999475	9.9999567	9.9999653	9.9999731	9.9999802
$\log. r$	1.7548281	1.7546952	1.7545655	1.7544392	1.7543161	1.7541964
$\log. r \cos. (\delta-D) \cos.^2 \frac{1}{2}(a-A)$	1.7546976	1.7546201	1.7545206	1.7543993	1.7542556	1.7540902
$\sin.^2 \frac{1}{2}(a-A)$	6.19612	5.71462	4.54316	5.07780	5.88724	6.29858
$\cos. (\delta+D)$	9.88960	9.89021	9.89083	9.89146	9.89210	9.89276
$\log. r$	1.75483	1.75470	1.75457	1.75444	1.75432	1.75420
$\log. r \cos. (\delta+D) \sin.^2 \frac{1}{2}(a-A)$	7.84055	7.35953	6.18856	6.72370	7.53366	7.94554
$r \cos. (\delta-D) \cos.^2 \frac{1}{2}(a-A)$	56.84570	56.83555	56.82254	56.80667	56.78787	56.76625
$r \cos. (\delta+D) \sin.^2 \frac{1}{2}(a-A)$	0.00693	0.00229	0.00015	0.00053	0.00342	0.00882
z	56.83877	56.83326	56.82239	56.80614	56.78445	56.75743
$\log. z$	1.7546447	1.7546026	1.7545194	1.7543952	1.7542295	1.7540227

Computation of the quantities i and l .

For the external Contacts

Greenwich mean Time.	July 28, 0h.	July 28, 1h.	July 28, 9h.	July 28, 3h.	July 28, 4h.	July 28, 5h.
$\log. r'$	0.0065782	0.0065761	0.0065739	0.0065718	0.0065697	0.0065675
g	9.9989875	9.9989878	9.9989880	9.9989883	9.9989885	9.9989888
$\log. r'g$	0.0055657	0.0055639	0.0055619	0.0055601	0.0055582	0.0055563
Constant	7.6688050	7.6688050	7.6688050	7.6688050	7.6688050	7.6688050
$\sin. f$	7.6632393	7.6632411	7.6632431	7.6632449	7.6632468	7.6632487
$\sec. f$	0.0000046	0.0000046	0.0000046	0.0000046	0.0000046	0.0000046
$\log. i = \text{tang. } f$	7.6632439	7.6632457	7.6632477	7.6632495	7.6632514	7.6632533
$\log. z$	1.7546447	1.7546026	1.7545194	1.7543952	1.7542295	1.7540227
$\log. z \text{ tang. } f$	9.4178886	9.4178483	9.4177671	9.4176447	9.4174809	9.4172760

	July 28, 4h.	July 28, 1h.	July 28, 2h.	July 28, 3h.	July 28, 4h.	July 28, 5h.
Greenwich mean Time.	9.4353665					
log. k	0.0000046					
sec. f	9.4353711					
log. k sec. f	.272503	.272503	.272503	.272503	.272503	.272503
k sec. f	.261751	.261727	.261678	.261604	.261505	.261382
z tang. f	.534254	.534230	.534181	.534107	.534008	.533885
l						
<i>For the internal Contacts.</i>						
Constant	7.6666896	7.6666896	7.6666896	7.6666896	7.6666896	7.6666896
log. $r'g$	0.0055657	0.0055639	0.0055619	0.0055601	0.0055582	0.0055563
sin. f	7.6611239	7.6611257	7.6611277	7.6611295	7.6611314	7.6611333
sec. f	0.0000046 n	0.0000046 n	0.0000046 n	0.0000046 n	0.0000046 n	0.0000046 n
log. $i = \text{tang. } f$	7.6611285 n	7.6611303 n	7.6611323 n	7.6611341 n	7.6611360 n	7.6611379 n
log. z	1.7546447	1.7546026	1.7545194	1.7543952	1.7542295	1.7540227
log. z tang. f	9.4157732 n	9.4157329 n	9.4156517 n	9.4155293 n	9.4153655 n	9.4151606 n
z tang. f	-.260479	-.260455	-.260406	-.260333	-.260235	-.260112
k sec. f	-.272503	-.272503	-.272503	-.272503	-.272503	-.272503
l	+ .012024	+ .012048	+ .012097	+ .012170	+ .012268	+ .012391

A portion of the labor of the preceding computation may be saved by the use of a table by Zech, which furnishes the logarithm of the sum, or difference of two numbers which are known only by their logarithms. This table is contained in Hülse's Sammlung mathematischer Tafeln. Leipzig, 1849.

The following are the results for x , y , and z :

Hour.	x	x'	Diff.	y	y'	Diff.	Log. z	Diff.
0	-1.338789			+ .968508			1.7546447	
		+ 569487			-.083013			421
1	-0.769302		+ 57	+ .885495			1.7546026	
		+ .569544			-.083379	-366		832
2	-0.199758		- 1	+ .802116			1.7545194	
		+ .569543			-.083730	-351		1242
3	+0.369785		- 60	+ .718386			1.7543952	
		+ .569483			-.084073	-343		1657
4	+0.939268		- 118	+ .634318			1.7542295	
		+ .569365			-.084411	-340		2068
5	+1.508633			+ .549900			1.7540227	

(292.) The preceding quantities are independent of geographical position, and serve not only for calculating the times of beginning, etc., of the eclipse for any place at which it may be visible, but also for the calculations requisite to determine the longitude of a place from the observed time of beginning and end.

Computation of the beginning and end of the Eclipse for Cambridge, by Formulæ, page 278.

$$\omega = -71^\circ 7' 30''; \phi' = 42^\circ 11' 21''.1; \log. \rho = 9.9993429.$$

For a first approximation we will assume $T=2$ h. Greenwich time.

$$\begin{aligned} \mu' &= 155^\circ 38' 15'' & \rho \cos. \phi' &= 9.869121 \\ \omega &= -71^\circ 7' 30'' & \sin. D &= 9.514161 \\ \mu = \mu' + \omega &= 84^\circ 30' 45'' & \cos. (\mu - A) &= 9.866437 \\ A &= 127^\circ 11' 2'' & .17771 &= 9.249719 \\ \mu - A &= -42^\circ 40' 17'' & \eta &= +.45606 \\ & & \rho \sin. \phi' &= 9.826441 \\ & & \sin. D &= 9.514161 \\ & & \sin. (\mu - A) &= 9.831097n \\ \xi &= -.50144 = 9.700218n & .21908 &= 9.340602 \\ & & \rho \cos. \phi' &= 9.869121 \\ & & \cos. D &= 9.975489 \\ & & \cos. (\mu - A) &= 9.866437 \\ \rho &= 9.999343 & .51410 &= 9.711047 \\ \sin. \phi' &= 9.827098 & \zeta &= +.73318 \\ D &= 19^\circ 4' 9'' \cos. = 9.975489 \\ .63377 &= 9.801930 \end{aligned}$$

The hourly variation of $\mu - A$,
that is,

$$d(\mu - A) = 15^\circ 0' 5''.6,$$

which, in parts of radius, is
.2618265.

$$\rho \cos. \phi' = 9.869121$$

$$\cos. (\mu - A) = 9.866437$$

$$d(\mu - A) = 9.418014$$

$$d\xi = +.14242 = 9.153572$$

$$\log. \xi = 9.700218n$$

$$\sin. D = 9.514161$$

$$d(\mu - A) = 9.418014$$

$$- .04289 = 8.632393n$$

$$dD = -33''.8,$$

which, in parts of radius, is
.0001638.

$$\log. \zeta = 9.8652$$

$$dD = 6.2143n$$

$$- .00012 = 6.0795n$$

$$d\eta = - .04277$$

$$x = - .19976$$

$$\xi = - .50144$$

$$x - \xi = + .30168$$

$$y = .80212$$

$$\eta = .45606$$

$$y - \eta = .34606$$

$$\log. (x - \xi) = 9.479546$$

$$\log. (y - \eta) = 9.539151$$

$$\text{tang. } M = 9.940395$$

$$M = 41^\circ 4' 50''$$

$$\log. (x - \xi) = 9.479546$$

$$\sin. M = 9.817644$$

$$m = 9.661902$$

$$x' = + .56954$$

$$d\xi = + .14242$$

$$x' - d\xi = + .42712$$

$$y' = - .08355$$

$$d\eta = - .04277$$

$$y' - d\eta = - .04078$$

$$\log. (x' - d\xi) = 9.630550$$

$$\log. (y' - d\eta) = 8.610447n$$

$$\text{tang. } N = 1.020103n$$

$$N = 95^\circ 27' 14''$$

$$\log. (x' - d\xi) = 9.630550$$

$$\sin. N = 9.998029$$

$$n = 9.632521$$

$$\log. \zeta = 9.8652$$

$$i = 7.6632$$

$$i\zeta = .00338 = 7.5284$$

$$l = .53418$$

$$L = .53080$$

$$M = 41^\circ 4' 50''$$

$$N = 95^\circ 27' 14''$$

$$M - N = 305^\circ 37' 36''$$

$$\sin. (M - N) = 9.910000n$$

$$m = 9.661902$$

$$L \text{ comp.} = 0.275069$$

$$\sin. \psi = 9.846971n$$

$$\psi = 315^\circ 19' 47''$$

$$\cos. (M - N) = 9.765297$$

$$m = 9.661902$$

$$\text{comp. } n = 0.367479$$

$$+ .62327 = 9.794678$$

$$\cos. \psi = 9.851970$$

$$L = 9.724931$$

$$\text{comp. } n = 0.367479$$

$$+ .87979 = 9.944380$$

Hence $t_1 = -1.50306h.$; $t_2 = +0.25652h.$

Beginning = $T + t_1 = 0.49694h.$ Greenwich time,

End = $T + t_2 = 2.25652h.$ “ “

which are only to be considered as approximate values.

For a second approximation we will assume 0.5h. for the beginning, and 2.25h. for the end.

T	Beginning.		End.	
	0.5h. Gr. m. t.		2.25h. Gr. m. t.	
μ'	133	4 32.97	159	23 51.7
ω	-	71 7 30.	-	71 7 30.
$\mu = \mu' + \omega$	61	57 2.97	88	16 21.7
A	127	7 28.36	127	11 37.34
$\mu - A$	-	65 10 25.39	-	38 55 15.64
D	19	4 59.66	19	4 0.50
$\rho \cos. \phi'$	9.8691208		9.8691208	
sin. ($\mu - A$)	9.9578873n		9.7981314n	
log. ξ	9.8270081n		9.6672522n	
ξ	-	.671441	-	.464785
$\rho \sin. \phi'$	9.8264412		9.8264412	
cos. D	9.9754523		9.9754953	
log. $\rho \sin. \phi' \cos. D$	9.8018935		9.8019365	
$\rho \cos. \phi'$	9.8691208		9.8691208	
sin. D	9.5144700		9.5141097	
cos. ($\mu - A$)	9.6231132		9.8909867	
log. $\rho \cos. \phi' \sin. D \cos. (\mu - A)$	9.0067040		9.2742172	
$\rho \sin. \phi' \cos. D$.633714		.633777	
$\rho \cos. \phi' \sin. D \cos. (\mu - A)$.101556		.188026	
η	+	.532158	+	.445751
$\rho \sin. \phi'$	9.8264412		9.8264412	
sin. D	9.5144700		9.5141097	
log. $\rho \sin. \phi' \sin. D$	9.3409112		9.3405509	
$\rho \cos. \phi'$	9.8691208		9.8691208	
cos. D	9.9754523		9.9754953	
cos. ($\mu - A$)	9.6231132		9.8909867	
log. $\rho \cos. \phi' \cos. D \cos. (\mu - A)$	9.4676863		9.7356028	
$\rho \sin. \phi' \sin. D$.219236		.219054	
$\rho \cos. \phi' \cos. D \cos. (\mu - A)$.293553		.544005	
ζ	+	.512789	+	.763059
$\rho \cos. \phi'$	9.8691208		9.8691208	
cos. ($\mu - A$)	9.6231132		9.8909867	
$d(\mu - A)$	9.4180136		9.4180136	
log. $d\xi$	8.9102476		9.1781211	
$d\xi$	+	.081329	+	.150703

	Beginning.	End.
log. ξ	9.8270081 n	9.6672522 n
sin. D	9.5144700	9.5141097
$d(\mu - A)$	9.4180136	9.4180136
log. ξ sin. D $d(\mu - A)$	8.7594917 n	8.5993755 n
log. ζ	9.7099	9.8826
dD	6.2143 n	6.2143 n
log. ζdD	5.9242 n	6.0969 n
ξ sin. D $d(\mu - A)$	— .057477	— .039754
ζdD	— .000084	— .000125
$d\eta$	— .057393	— .039629
x	— 1.054056	— 0.057375
ξ	— 0.671441	— 0.464785
$x - \xi$	— 0.382615	+ 0.407410
y	+ 0.927049	+ 0.781216
η	+ 0.532158	+ 0.445751
$y - \eta$	+ 0.394891	+ 0.335465
log. $(x - \xi)$	9.5827620 n	9.6100317
log. $(y - \eta)$	9.5964772	9.5256472
tang. M	9.9862848 n	0.0843845
M	315° 54' 16".4	50° 31' 54".0
log. $(x - \xi)$	9.5827620 n	9.6100317
sin. M	9.8425192 n	9.8876038
m	9.7402428	9.7224279
x'	+ 0.569487	+ 0.569543
$d\xi$	+ 0.081329	+ 0.150703
$x' - d\xi$	+ 0.488158	+ 0.418840
y'	— 0.083013	— 0.083643
$d\eta$	— 0.057393	— 0.039629
$y' - d\eta$	— 0.025620	— 0.044014
log. $(x' - d\xi)$	9.6885604	9.6220482
log. $(y' - d\eta)$	8.4085791 n	8.6435908 n
tang. N	1.2799813 n	0.9784574 n
N	93° 0' 15".5	95° 59' 56".2
log. $(x' - d\xi)$	9.6885604	9.6220482
sin. N	9.9994027	9.9976152
n	9.6891577	9.6244330
log. ζ	9.70994	9.88256
i	7.66324	7.66325
log. $i\zeta$	7.37318	7.54581
$i\zeta$.002361	.003514
l	.534242	.534162
$L = l - i\zeta$.531881	.530648
M - N	222° 54' 0".9	314° 31' 57".8

	Beginning.	End.
sin. (M - N)	9.8329711 _n	9.8529982 _n
<i>m</i>	9.7402428	9.7224279
comp. L	0.2741855	0.2751934
sin. ψ	9.8473994 _n	9.8506195 _n
ψ	315° 16' 25".8	314° 50' 59".8
cos. (M - N)	9.8648313 _n	9.8459141
<i>m</i>	9.7402428	9.7224279
comp. <i>n</i>	0.3108423	0.3755670
	9.9159164 _n	9.9439090
	-.823979	+.878838
cos. ψ	9.8515508	9.8483445
L	9.7258145	9.7248066
comp. <i>n</i>	0.3108423	0.3755670
	9.8882076	9.9487181
	+.773050	+.888624
<i>t</i>	+.050929	+.009786
	Beginning of Eclipse.	End of Eclipse
T + <i>t</i>	0.550929h.,	2.259786h.,
	or	or
Greenwich mean time	0h. 33m. 3.3s.	2h. 15m. 35.2s.
ω	4h. 44m. 30s.,	4h. 44m. 30s.,
	or	or
Cambridge mean time	7h. 48m. 33.3s.	9h. 31m. 5.2s.
N	93° 0'	96° 0'
ψ	315° 16'	314° 51'
Q	180° + N - ψ	N + ψ
	= 317° 44'	= 50° 51'

These results agree well with those found on page 253.

(293.) We may obtain a check upon the accuracy of our computations in the following manner :

Equation (5), page 267, is

$$(x - \xi)^2 + (y - \eta)^2 = (l - i\xi)^2 = L^2;$$

all the quantities being supposed to be computed for the instant of first or last contact of the limbs of the sun and moon. If these quantities have been computed for a time, T, which differs from the instant of contact by a small interval, *t*, they may be reduced to the instant of contact by means of the quantities *x'*, *y'*, *dξ*, and *dη*, which represent the hourly variations of *x*, *y*, ξ , and η . In this case we shall have

$$\{x - \xi + (x' - d\xi)t\}^2 + \{y - \eta + (y' - d\eta)t\}^2 = L^2.$$

T

Thus, in the preceding example, for the beginning of the eclipse, $t = +.050929$.

$$\begin{aligned} x - \xi &= -0.382615 \\ (x' - d\xi)t &= +0.024861 \\ \text{Sum} &= -\overline{0.357754}, \text{ whose square is } .127988. \\ \text{Also, } y - \eta &= +0.394891 \\ (y' - d\eta)t &= -0.001305 \\ \text{Sum} &= +\overline{0.393586}, \text{ whose square is } .154910. \end{aligned}$$

The sum of these two squares is .282898, which is the square of .531881, the value of L.

For the end of the eclipse, $t = +.009786$.

$$\begin{aligned} x - \xi &= +0.407410 \\ (x' - d\xi)t &= +0.004099 \\ \text{Sum} &= +\overline{0.411509}, \text{ whose square is } .169340. \\ \text{Also, } y - \eta &= +0.335465 \\ (y' - d\eta)t &= -0.000431 \\ \text{Sum} &= \overline{0.335034}, \text{ whose square is } .112248. \end{aligned}$$

The sum of these two squares is .281588, which is the square of .530648, the value of L.

(294.) When the highest accuracy is not required, the labor of the preceding computations may be diminished by substituting approximate formulæ for some of those here used. The expressions for A, D, and g , given on page 277, may be simplified without greatly diminishing their accuracy. Since e is always a small quantity, the denominators of the expressions for A and D are nearly equal to unity, and may be omitted. Moreover, at the time of an eclipse, δ , δ' , and D are very nearly equal to each other; hence the following expressions will afford a good approximation to the values of A, D, and g .

$$\begin{aligned} A &= a' - e(a - a'), \\ D &= \delta' - e(\delta - \delta'), \\ g &= 1 - e. \end{aligned}$$

These formulæ will furnish the values of A and D within a small fraction of a second.

For the remaining computations we must proceed according to the formulæ on pages 277-8.

SECTION V.

BESSEL'S METHOD OF COMPUTING OCCULTATIONS OF STARS.

(295.) The formulas required for the computation of occultations of stars by the moon are easily deduced from those already given for solar eclipses, since the distance of the fixed stars is such that they have no diurnal parallax, and the rays of light which emanate from them and touch the moon's disk may be considered as forming the surface of a cylinder. Hence, for occultations, the quantities f and i , as well as the horizontal parallax of the star, become each equal to zero; also, $\alpha' = A$, $\delta' = D$, and $l = k$. It is unnecessary to compute either z or ζ . Since A , the right ascension of the star, is invariable, $d(\mu - A)$ becomes $d\mu$. But the variation of μ in one solar hour is 1h. 0m. 9.8565s., or $15^\circ 2' 27''.85$, which, in parts of radius, is .2625162, whose logarithm is 9.4191561. For a solar eclipse, the angle Q was referred to the sun's limb, but in an occultation of a star this angle is referred to the moon's limb, and in the latter case the angle Q will differ 180° from the angle Q in the former case. Hence we have the following formulæ for the computation of occultations:

T = any convenient assumed time near conjunction;

a = the moon's right ascension;

δ = the moon's declination;

π = the moon's equatorial horizontal parallax;

A = the star's right ascension;

D = the star's declination;

μ = the sidereal time of the place of observation;

μ' = the same for the meridian of the ephemeris;

ω = the longitude of the place of observation; east longitudes positive, west longitudes negative;

ϕ' = the geocentric latitude of the place of observation;

ρ = the earth's radius for the place of observation;

$$x = \frac{\cos. \delta \sin. (a - A)}{\sin. \pi};$$

$$y = \frac{\sin. (\delta - D) \cos.^2 \frac{1}{2}(a - A) + \sin. (\delta + D) \sin.^2 \frac{1}{2}(a - A)}{\sin. \pi}$$

$$\xi = \rho \cos. \phi' \sin. (\mu - A);$$

$$\eta = \rho \sin. \phi' \cos. D - \rho \cos. \phi' \sin. D \cos. (\mu - A);$$

$$d\xi = \rho \cos. \phi' \cos. (\mu - A) d\mu;$$

$$d\eta = \xi \sin. Dd\mu;$$

$$\log. d\mu = 9.4191561;$$

$$m \sin. M = x - \xi;$$

$$m \cos. M = y - \eta;$$

$$n \sin. N = x' - d\xi;$$

$$n \cos. N = y' - d\eta;$$

x' = the hourly variation of x ;

y' = the hourly variation of y ;

m and n are always positive;

$$\sin. \psi = \frac{m}{k} \sin. (M - N);$$

ψ must be taken in the first or fourth quadrant;

$$\log. k = 9.4353665;$$

$$t_1 = -\frac{m}{n} \cos. (M - N) - \frac{k}{n} \cos. \psi;$$

$$t_2 = -\frac{m}{n} \cos. (M - N) + \frac{k}{n} \cos. \psi.$$

$$\text{Time of immersion} = T + \omega + t_1.$$

$$\text{Time of emersion} = T + \omega + t_2.$$

For immersion, angle from north point toward east,

$$= Q_1 = N - \psi.$$

For emersion, angle from north point toward east,

$$= Q_2 = 180^\circ + N + \psi.$$

$$\text{Angle from vertex} = V = Q + P.$$

(296.) *Ex. 1.* Required the time of occultation of α Tauri, January 23, 1850, for Cambridge Observatory.

We find that the apparent conjunction takes place at about 13 hours Greenwich mean time. We therefore interpolate, from the computed places in the Nautical Almanac, the moon's places for several hours before and after conjunction, regard being had to differences of the fifth order, as on page 279, and obtain the following results:

Greenwich mean Time.	a.		d.		r.	
h.	°	'	°	'	°	'
11	65	47 3.70	+16	23 28.91	59	48.046
12	66	24 3.30	16	30 4.10	59	50.000
13	67	1 7.95	16	36 33.22	59	51.942
14	67	38 17.62	16	42 56.21	59	53.871
15	68	15 32.29	16	49 12.97	59	55.785

The position of α Tauri is

$$A = 66^\circ 49' 53''.1; D = +16^\circ 12' 3''.4.$$

Computation of the co-ordinates x and y .

Greenwich mean Time.	January 23, 11h.	January 23, 12h.	January 23, 13h.	January 23, 14h.	January 23, 15h.
$a - A$	-1 2 49.40	-25 49.8	+11 14.85	+48 24.52	+1 25 39.19
$\log. (a - A)$	3.5762722 n	3.1902757 n	2.8292073	3.4630744	3.7108946
$\log. \sin. - \log.$	4.6855507	4.6855708	4.6855741	4.6855605	4.6855299
$\cos. \delta$	9.9819801	9.9817344	9.9814909	9.9812495	9.9810105
$\operatorname{cosec.} \pi$	1.7595890	1.7593527	1.7591178	1.7588846	1.7586534
$\log. x$	0.0033920 n	9.6169336 n	9.2553901	9.8887690	0.1360884
x	-1.007841	-413936	+180049	+774050	+1.368007
$\delta + D$	32 35 32.31	32 42 7.5	32 48 36.62	32 54 59.61	33 1 16.37
$\delta - D$	0 11 25.51	0 18 0.7	0 24 29.82	0 30 52.81	0 37 9.57
$\cos. \frac{1}{2}(a - A)$	9.9999819	9.9999969	9.9999994	9.9999892	9.9999663
$\cos. \frac{1}{2}(a - A)$	9.9999819	9.9999969	9.9999994	9.9999892	9.9999663
$\log. (\delta - D)$	2.8360138	3.0337052	3.1672641	3.2678308	3.3482312
$\log. \sin. - \log.$	4.6855741	4.6855729	4.6855712	4.6855690	4.6855664
$\operatorname{cosec.} \pi$	1.7595890	1.7593527	1.7591178	1.7588846	1.7586534
$\log. (1)$	9.2811407	9.4786246	9.6119519	9.7122628	9.7923736
$\log. \frac{1}{2}(a - A)$	3.27524	2.88925	2.52818	3.16204	3.40986
$\log. \sin. - \log.$	4.68557	4.68557	4.68557	4.68557	4.68556
$\sin. \frac{1}{2}(a - A)$	7.96081	7.57482	7.21375	7.84761	8.09542
$\sin. (\delta + D)$	9.73131	9.73261	9.73388	9.73513	9.73636
$\operatorname{cosec.} \pi$	1.75959	1.75935	1.75912	1.75888	1.75865
$\log. (2)$	7.41252	6.64160	5.92050	7.18923	7.68585
(1)	.191047	.301040	.409216	.515540	.619974
(2)	.002586	.000438	.000083	.001546	.004851
(1) + (2) = y	.193633	.301478	.409299	.517086	.624825

The following are the results :

Hour.	x	x'	Dif.	y	y'	Dif.
11	-1.007841			+ .193633		
		+ .593905			+ .107845	
12	- .413936		+80	+ .301478		-24
		+ .593985			+ .107821	
13	+ .180049		+16	+ .409299		-34
		+ .594001			+ .107787	
14	+ .774050		-44	+ .517086		-48
		+ .593957			+ .107739	
15	+1.368007			+ .624825		

For the first trial, we may assume $T=13$ hours Greenwich mean time, and we shall obtain the approximate times of immersion and emersion. As, however, this example has already been computed on page 259, we will suppose the approximate times to be known, and will assume 12 hours for immersion, and 13.25 hours for emersion. The work will then be as follows :

	Immersion.	Emersion.
	12h. Gr. m. t.	13.25h. Gr. m. t.
T		
x	- .413936	+ .328551
y	+ .301478	+ .436250
x'	+ .593945	+ .593997
y'	+ .107833	+ .107795
$\mu - A$	-14° 59' 54".67	+ 3° 48' 10".14
$\rho \cos. \phi'$	9.8691208	9.8691208
$\sin. (\mu - A)$	9.4129543 n	8.8216638
$\log. \xi$	9.2820751 n	8.6907846
ξ	-.191459	+ .049066
$\rho \sin. \phi'$	9.8264412	
$\cos. D$	9.9824020	
$\log. (1)$	9.8088432	
(1)	+ .643937	+ .643937
$\rho \cos. \phi'$	9.8691208	9.8691208
$\sin. D$	9.4456150	9.4456150
$\cos. (\mu - A)$	9.9849468	9.9990427
$\log. (2)$	9.2996826	9.3137785
(2)	+ .199380	+ .205958
(1) - (2) = η	+ .444557	+ .437979
$\rho \cos. \phi'$	9.8691208	9.8691208
$\cos. (\mu - A)$	9.9849468	9.9990427
$d\mu$	9.4191561	9.4191561
$\log. d\xi$	9.2732237	9.2873196
$d\xi$	+ .187596	+ .193785

	Immersion.	Emersion.
log. ξ	9.2820751 _n	8.6907846
sin. D	9.4456150	9.4456150
$d\mu$	9.4191561	9.4191561
log. $d\eta$	8.1468462 _n	7.5555557
$d\eta$	-.014023	+.003594
$x-\xi$	-.222477	+.279485
$y-\eta$	-.143079	-.001729
log. ($x-\xi$)	9.3472852 _n	9.4463585
log. ($y-\eta$)	9.1555759 _n	7.2377950 _n
log. tang. M	0.1917093	2.2085635 _n
M	237° 15' 15".1	90° 21' 16".0
sin. M	9.9248366 _n	9.9999917
log. m	9.4224486	9.4463668
$x'-d\xi$	+.406349	+.400212
$y'-d\eta$	+.121856	+.104201
log. ($x'-d\xi$)	9.6088992	9.6022901
log. ($y'-d\eta$)	9.0858469	9.0178719
log. tang. N	0.5230523	0.5844182
N	73° 18' 25".4	75° 24' 22".4
sin. N	9.9813010	9.9857571
log. n	9.6275982	9.6165330
M-N	163° 56' 49".7	14° 56' 53".6
sin. (M-N)	9.4417330	9.4115288
log. m	9.4224486	9.4463668
comp. k	0.5646335	0.5646335
log. sin. ψ	9.4288151	9.4225291
ψ	15° 34' 13".0	15° 20' 27".5
cos. (M-N)	9.9827265 _n	9.9850487
log. m	9.4224486	9.4463668
comp. n	0.3724018	0.3834670
	9.7775769 _n	9.8148825
	-.599207	+.652954
cos. ψ	9.9837624	9.9842430
log. k	9.4353665	9.4353665
comp. n	0.3724018	0.3834670
	9.7915307	9.8030765
	+.618772	+.635443
t	-.019565	-.017511
	= -70.4s.	= -63.0s.

Hence we have the following results :

	Greenwich mean Time.	Cambridge mean Time.
Time of immersion,	11h. 58m. 49.6s.,	or 7h. 14m. 19.6s.
“ emersion,	13h. 13m. 57.0s.,	“ 8h. 29m. 27.0s.

For immersion, $Q_1 = N - \psi = 57^\circ 44'$.

" emersion, $Q_2 = 180^\circ + N + \psi = 270^\circ 45'$.

These results are nearly the same as found on page 261.

(297.) We may obtain a check upon the accuracy of our computations in the same manner as shown for a solar eclipse on page 289. Equation (5), page 267, becomes, in the case of an occultation,

$$(x - \xi)^2 + (y - \eta)^2 = k^2 = .074256,$$

the quantities x , y , ξ , and η being supposed to be computed for the instant of immersion or emersion. If these quantities have been computed for a time, T , which differs from the instant of immersion or emersion by a small interval, t , we shall have

$$[x - \xi + (x' - d\xi)t]^2 + [y - \eta + (y' - d\eta)t]^2 = k^2.$$

Thus in the preceding example, for immersion, $t = -.019565$.

$$x - \xi = -.222477$$

$$(x' - d\xi)t = -.007950$$

$$\text{Sum} = \underline{.230427}, \text{ whose square is } .053097.$$

Also,

$$y - \eta = -.143079$$

$$(y' - d\eta)t = -.002384$$

$$\text{Sum} = \underline{.145463}, \text{ whose square is } .021159.$$

The sum of these two squares is .074256.

For emersion, $t = -.017511$.

$$x - \xi = +.279485$$

$$(x' - d\xi)t = -.007008$$

$$\text{Sum} = \underline{.272477}, \text{ whose square is } .074244.$$

Also,

$$y - \eta = -.001729$$

$$(y' - d\eta)t = -.001825$$

$$\text{Sum} = \underline{.003554}, \text{ whose square is } .000012.$$

The sum of these two squares is .074256.

(298.) *Ex. 2.* Required the time of occultation of γ Virginis, January 9, 1855, for Washington Observatory.

Apparent conjunction takes place between 23 and 24 hours of Greenwich mean time. The moon's places for 23, 24, and 25 hours, Greenwich time, according to the American Nautical Almanac, are as follows:

Greenwich m. t.	α			δ			π	
h.	h.	m.	s.	°	'	"	°	'
23	12	33	21.97	+0	8	30.8	55	31.18
24	12	35	12.33	-0	5	32.3	55	32.80
25	12	37	2.80	-0	19	36.2	55	34.43

The position of γ Virginis is

$$A=12\text{h. } 34\text{m. } 18.43\text{s.}; D=-0^\circ 39' 12''.1.$$

Computation of the co-ordinates x and y .

Greenwich mean Time.	23h.	24h.	25h.
$a-A$	$-14' 6''.9$	$+13' 28''.5$	$+41' 5''.55$
$\log. \pi$	3.5225981	3.5228093	3.5230216
$\log. \sin. -\log.$	4.6855560	4.6855560	4.6855559
$\sin. \pi$	8.2081541	8.2083653	8.2085775
$\log. (a-A)$	2.9278321 n	2.9076800	3.3919138
$\log. \sin. -\log.$	4.6855736	4.6855738	4.6855645
$\cos. \delta$	9.9999987	9.9999994	9.9999929
$\operatorname{cosec.} \pi$	1.7918459	1.7916347	1.7914225
$\log. x$	9.4052503 n	9.3848879	9.8688937
x	$-.254244$	$+.242598$	$+.739424$
$\delta+D$	$-30' 41''.3$	$-44' 44''.4$	$-58' 48''.3$
$\delta-D$	$+47' 42''.9$	$+33' 39''.8$	$+19' 35''.9$
$\cos. \frac{1}{2}(a-A)$	9.9999991	9.9999992	9.9999922
$\cos. \frac{1}{2}(a-A)$	9.9999991	9.9999992	9.9999922
$\log. (\delta-D)$	3.4568062	3.3053084	3.0703704
$\log. \sin. -\log.$	4.6855609	4.6855679	4.6855725
$\operatorname{cosec.} \pi$	1.7918459	1.7916347	1.7914225
$\log. (1)$	9.9342112	9.7825094	9.5473498
$\log. \frac{1}{2}(a-A)$	2.62680	2.60665	3.09088
$\log. \sin. -\log.$	4.68557	4.68557	4.68557
$\sin. \frac{1}{2}(a-A)$	7.31237	7.29222	7.77645
$\sin. (\delta+D)$	7.95069 n	8.10440 n	8.23250 n
$\operatorname{cosec.} \pi$	1.79185	1.79163	1.79142
$\log. (2)$	4.36728 n	4.48047 n	5.57682 n
(1)	$+.859431$	$+.606051$	$+.352655$
(2)	$-.000002$	$-.000003$	$-.000038$
(1)+(2)= y	$+.859429$	$+.606048$	$+.352617$

The following are the results :

Hour.	x	x'	Diff.	y	y'	Diff.
23	$-.254244$			$+.859429$		
24	$+.242598$	$+.496842$	-16	$+.606048$	$-.253381$	-50
25	$+.739424$	$+.496826$		$+.352617$	$-.253431$	

For a first approximation we assume $T=24$ hours Greenwich mean time. The corresponding sidereal time at Washington is 14h. 9m. 35.06s. ; whence

$$\mu-A = +23^\circ 49' 9''.45.$$

Also, $\rho \sin. \phi' = 9.7955439$, and $\rho \cos. \phi' = 9.8917226$.

Hence we obtain

$$x = +.24260; \xi = +.31474; m \sin. M = -.07214.$$

$$y = +.60605; \eta = +.63261; m \cos. M = -.02656.$$

$$M = 249^\circ 47' 16'', \log. m = 8.885779.$$

$$x' = +.49683; d\xi = +.18716; n \sin. N = +.30967.$$

$$y' = -.25341; d\eta = -.00094; n \cos. N = -.25247.$$

$$N = 129^\circ 11' 24'', \log. n = 9.601567.$$

$$\psi = 14^\circ 3' 12''.$$

$$t_1 = -.56368; t_2 = +.75955.$$

Greenwich mean Time. Washington mean Time.

Time of immersion = 23h. 43m. 32s., or 18h. 17m. 59s.

“ emersion = 24h. 75m. 55s., “ 19h. 37m. 23s.

For the second approximation we will assume 23h. 25m. for immersion, and 24h. 45m. for emersion. The results are as follows:

	Immersion.	Emersion.
T	23h. 25m. Gr. m. t.	24h. 45m. Gr. m. t.
x	-.047224	+.615218
y	+.753860	+.415979
x'	+.496843	+.496821
y'	-.253377	-.253443
$\mu - A$	15° 2' 43".2	35° 6' 0".3
ξ	+.202302	+.448121
η	+.633058	+.631747
$d\xi$	+.197574	+.167383
$d\eta$	-.000606	-.001341
M	295° 49' 58".2	142° 14' 41".2
log. m	9.4428399	9.4360119
N	130° 11' 6".3	127° 25' 29".9
log. n	9.5929879	9.6178712
ψ	14° 36' 24".7	14° 48' 44".4
t	+.012470	-.001011
Q	115° 35'	322° 14'

Hence we have

Greenwich mean Time.

Washington mean Time.

Time of immersion, 23h. 25m. 44.9s., or 18h. 17m. 33.7s.

“ emersion, 24h. 44m. 56.4s., “ 19h. 36m. 45.2s.

Check.—For immersion,

$$x - \xi = -.249526$$

$$(x' - d\xi)t = +.003732$$

$$\text{Sum} = -.245794, \text{ whose square is } .060414.$$

Also,

$$y - \eta = +.120802$$

$$(y' - d\eta)t = -.003152$$

$$\text{Sum} = +.117650, \text{ whose square is } .013842.$$

The sum of these two squares is .074256.

For emersion,

$$x - \xi = +.167097$$

$$(x' - d\xi)t = -.000333$$

$$\text{Sum} = +.166764, \text{ whose square is } .027810.$$

Also,

$$y - \eta = -.215768$$

$$(y' - d\eta)t = +.000255$$

$$\text{Sum} = -.215513, \text{ whose square is } .046446.$$

The sum of these two squares is .074256.

In the Tables from which the American Nautical Almanac is computed, the value of k is assumed to be 0.272278.* In the English Nautical Almanac for 1857 the value of k is assumed to be 0.273114. The value employed in Burokhardt's Tables of the Moon is 0.2725.

(299.) In the American Nautical Almanac, and also in the Berlin Jahrbuch, are furnished elements by which the preceding computations are materially abridged. These elements are the co-ordinates x and y , with their hourly variations. In the American Almanac, p. 375-397, is given a list of all the stars, to the sixth magnitude inclusive, contained in the B. A. Catalogue, which can be occulted by the moon. It also furnishes for each star the Washington mean time (T) of conjunction with the moon; the Washington hour angle of the star at the time T; and the co-ordinates for the same time, with their hourly variations. At the instant of conjunction x reduces to zero, and is therefore omitted from the almanac.

Thus for γ Virginis, January 9, 1855, we find on page 375,

T = Washington mean time of conjunction, 18h. 22.5m.

H = Washington hour angle of star at time T, +1h. 5m. 51s.

Y = the co-ordinate which Bessel represents by y , +0.7298

p' = hourly variation of p , Bessel represents by x' , +0.4968

q' = hourly variation of q , Bessel represents by y' , -0.2530

log. sin. D = log. sine of star's declination, -8.0570

log. cos. D = log. cosine of star's declination, 0.0000

Having the assistance of these numbers, we are relieved from the necessity of the preliminary computations on page 297, and the approximate times of immersion and emersion are obtained with very little labor, especially if we employ logarithms to only four decimal places, which will generally furnish results correct to the nearest minute.

CHAPTER XII.

LONGITUDE.

SECTION I.

LONGITUDE DETERMINED BY TRANSPORTATION OF CHRONOMETERS.

(300.) THE manufacture of chronometers has attained to such a degree of perfection as to afford the means of determining the difference of longitude of two stations, not too remote from each other, with a precision superior to that of most other methods. The following are the essential steps of this method: The time is accurately determined at one station, Greenwich, for instance, and the chronometer is carefully compared with the transit clock; hence the error of the chronometer on the meridian of Greenwich is known. The chronometer being carried to a second station, for example, Cambridge Observatory, is compared with the transit clock at that place. Thus the error of the chronometer on the meridian of Cambridge is known; but its error on the meridian of Greenwich at the same instant is known, if its *rate* be known, and the longitude is the difference of these two errors. In grand chronometric expeditions, it is customary to employ a large number of chronometers, from twenty to fifty, or more, as checks upon each other.

(301.) The most serious difficulty in the application of this method consists in determining the rate of the chronometers during the journey, for chronometers generally have a different rate when transported from place to place, either by land or by sea, from that which they maintain in an observatory. When it is proposed to determine the difference of longitude of two stations with the greatest accuracy, the error of the chronometers should be determined at the commencement of the expedition, at the first station; the same thing should be done at the second station; then, as soon as possible, the chronometers should be brought back to the first station, and their error determined anew. The chronometers should thus be transported back and forth a considerable number of times.

Let us designate the eastern station by A, the western by B, and the west longitude of the place B from A we will designate by ω . We will suppose that at the time t , at the place A, the error of one of the chronometers was a ; that on its arrival at B, at the time t' , the error was b ; and again, on its return to A at the time t'' , the error was a' . If we regard a day as the unit of time, and represent the mean daily rate of the chronometer during the journey by m , we shall have

$$m = \frac{a' - a}{t'' - t};$$

whence we may conclude that

$$\omega = a + m(t' - t) - b,$$

or

$$\omega = a' - m(t'' - t') - b.$$

Each chronometer will afford an independent determination of the value of ω ; and in order to detect any irregularity in the rates of the chronometers, they should be compared daily with each other throughout the entire journey.

The following observations were made to determine the difference of longitude between two stations, A and B:

Station A	$t =$ September 15, 11.55h.	$a = +34$ m. 20.1s.
Station B	$t' =$ September 17, 18.85h.	$b = +31$ m. 0.6s.
Station A	$t'' =$ September 18, 11.55h.	$a' = +34$ m. 4.4s.

Consequently we have $m = -\frac{15.7\text{s.}}{3} = -5.23\text{s.}$

$$a = +34\text{m. } 20.1\text{s.}$$

$$m(t' - t) = -5.23 \times 2.304 = -12.1\text{s.}$$

$$-b = -31\text{m. } 0.6\text{s.}$$

$$\text{Longitude} = \omega = \underline{3\text{m. } 7.4\text{s.}}$$

(302.) Since chronometers almost invariably indicate a different rate, according as they are traveling or at rest, if the observer remains for several days at the station B, the error of the chronometers should be determined immediately upon arrival, and again before departing from B; and the interval of rest should not be included in the determination of the value of m . Suppose we have determined the chronometer errors

$$a, b, b', a',$$

corresponding to the times

$$t, t', t'', t''',$$

where a and a' are supposed to have been obtained at the place

A; b was the error on first arriving at B, and b' the error on departing from B.

Then the interval of time embraced in the two journeys is

$$(t' - t) + (t''' - t'');$$

and the change in the error of the chronometer for the same time is

$$(a' - a) - (b' - b).$$

$$\text{Hence we have } m = \frac{(a' - a) - (b' - b)}{(t' - t) + (t''' - t'')}.$$

The following example is taken from Struve's chronometric expedition, undertaken in 1843, between Pulkova and Altona :

Pulkova	$t =$ May 19, 21.54h.	$a =$ +6m. 38.10s.
Altona	$t' =$ May 24, 22.66h.	$b =$ -1h. 14m. 39.92s.
Altona	$t'' =$ May 26, 10.72h.	$b' =$ -1h. 14m. 36.77s.
Pulkova	$t''' =$ May 31, 0.00h.	$a' =$ +7m. 9.58s.

Here we have $a' - a = 31.48\text{s.}$

$$b' - b = 3.15\text{s.}$$

$$(a' - a) - (b' - b) = 28.33\text{s.}$$

Also,

$$t' - t = 5\text{d. } 1.12\text{h.}$$

$$t''' - t'' = 4\text{d. } 13.28\text{h.}$$

$$(t' - t) + (t''' - t'') = 9\text{d. } 14.40\text{h.}$$

$$\text{Hence } m = \frac{28.33\text{s.}}{9.6} = +2.951\text{s.}$$

$$a = +6\text{m. } 38.10\text{s.}$$

$$m(t' - t) = 2.951 \times 5.047 = +14.89\text{s.}$$

$$-b = +1\text{h. } 14\text{m. } 39.92\text{s.}$$

$$\text{Longitude} = \omega = 1\text{h. } 21\text{m. } 32.91\text{s.}$$

(303.) It is here assumed that the rate of the chronometer was the same during the journey from Pulkova to Altona as during the journey from Altona to Pulkova. In order to eliminate any error which might arise from this supposition, Struve begins the next calculation with Altona, so that any change in the rate of the chronometer will produce the opposite effect from that which would result if the computation commenced with Pulkova. The following combination is the one which immediately succeeded that of the former example :

Altona	$t =$ May 26, 10.72h.	$b =$ -1h. 14m. 36.77s.
Pulkova	$t' =$ May 31, 0.00h.	$a =$ +7m. 9.58s.
Pulkova	$t'' =$ June 3, 5.62h.	$a' =$ +7m. 19.36s.
Altona	$t''' =$ June 7, 20.52h.	$b' =$ -1h. 14m. 0.35s.

Here we have

$$\begin{aligned}
 b' - b &= 36.42s. \\
 a' - a &= 9.78s. \\
 (b' - b) - (a' - a) &= 26.64s. \\
 t' - t &= 4d. 13.28h. \\
 t''' - t'' &= 4d. 14.90h. \\
 (t' - t) + (t''' - t'') &= 9d. 4.18h. \\
 m &= \frac{26.64s.}{9.174} = +2.904s. \\
 b &= -1h. 14m. 36.77s. \\
 m(t' - t) &= 2.904 \times 4.553 = +13.22s. \\
 -a &= -7m. 9.58s. \\
 \text{Longitude} = \omega &= -1h. 21m. 33.13s.
 \end{aligned}$$

In the chronometric expedition already referred to, nine voyages were made from Pulkova to Altona, and eight from Altona to Pulkova, in which 81 chronometers were employed. The results of 13 of this number, having shown greater discordances than the rest, were rejected, and the deduced longitude was made to depend upon 68 chronometers.

This result was

$$1h. 21m. 32.52s.,$$

with a probable error, according to Struve, of only 0.04s.

(304.) It is indispensable to the accuracy of these results that the time be obtained at each station with the greatest precision. Struve recommends that the time be determined with a transit instrument, by observations of stars near the zenith, inasmuch as a slight deviation of the transit instrument from the plane of the meridian does not affect the time of passage of a zenith star. It is necessary, however, to know the inclination of the axis with the greatest accuracy; and the axis should be reversed upon its supports during each series of observations, so as to eliminate the effect of unequal pivots and of collimation error. In order to eliminate the effect of any error in the right ascensions of the stars employed, the same stars should, if possible, be observed at both stations. For this purpose, a catalogue of all the stars which pass near the zenith, and of a magnitude sufficient to be observed without inconvenience, should be prepared beforehand, and a copy furnished to each observer. If the places of any of the stars are too imperfectly known, they should be carefully observed with the instruments of some large observatory.

(305.) The comparisons of the chronometers should all be made by observing the *coincidence* of beats. If we undertake to compare two clocks which beat seconds of the same kind of time, unless they happen to tick at the same instant, there is a fraction of a second which must be estimated by the ear. This estimation is extremely difficult, and practiced observers will differ among themselves by a quarter of a second, and sometimes even more. When, however, the two clocks happen to tick together, there is no fraction of a second to be estimated; and a practiced ear will detect any deviation from coincidence in beats amounting to 0.01s. Now a sidereal clock gains upon a solar clock one second in about six minutes; and if two such clocks are placed side by side, they must tick together once in every six minutes. In order to compare two such clocks, we notice their movements, and wait until the beats sensibly coincide, when we know that their difference amounts to an entire number of seconds, which is readily discovered. Chronometers generally make two beats in a second; so that between a clock which beats seconds of sidereal time, and a chronometer which ticks half seconds of solar time, there must be a coincidence every three minutes. Chronometers are sometimes made to tick 13 times in 6 seconds. Such a chronometer, regulated to mean time, makes 121 ticks in 56 seconds of sidereal time; that is, the coincidences between such a chronometer and a sidereal seconds-pendulum would occur every 56 seconds. Moreover, the intervals between the ticks of the chronometer is 0.4628s. sidereal time; and 13 of these intervals are equal to 6.016s. sidereal time; 54 are equal to 24.991s.; 67 are equal to 31.007s.; and 121 are equal to 55.999s; that is, in the course of 56 seconds there are five coincidences within the limits ± 0.02 s. Such a chronometer affords the means of comparing by coincidences with great rapidity; a consideration of no trifling importance where 80 chronometers are to be compared daily. Chronometers are frequently made to beat five times in two seconds, which gives a coincidence at every 36 seconds with a half-second sidereal chronometer.

(306.) It is also indispensable to the accuracy of the results that the personal equation of all the observers employed in obtaining the time should be carefully determined. The mode of

doing this has already been explained on page 80. This correction is the most difficult to obtain satisfactorily, especially as personal equation is not always a constant quantity, but is liable to vary with the physical condition of the observer. It is the opinion of Mr. Airy, that when a tolerable number of chronometers is used for a moderate distance, and in good observing weather, the *variation* of personal equation is the error to be most apprehended.

A grand chronometric expedition has been for several years in progress, at the expense of the United States coast survey, for the purpose of determining the difference of longitude between Greenwich and Cambridge, Massachusetts. A large number of chronometers have been transported by means of the Cunard steamers from the Liverpool Observatory to Cambridge, and back again to Liverpool. During the summer of 1849, forty-four different chronometers were employed in several trials, and during the progress of the expedition more than four hundred exchanges of chronometers have been made. For facility of comparing the chronometers, Mr. Bond used a chronometer beating half seconds, and gaining 12 minutes daily on mean solar time, which furnished a coincidence of beats every 90 seconds.

SECTION II.

LONGITUDE DETERMINED BY THE ELECTRIC TELEGRAPH.

(307.) The difference of the local times of two places may be determined by means of any signal which can be seen or heard at both places at the same instant. When the places are not very distant, the explosion of a rocket or the flash of gunpowder may serve this purpose. Six or eight ounces of powder at night makes a good signal at a distance of twenty-five to thirty miles; but for a distance of ten miles, two or three ounces are sufficient, if the observers are provided with telescopes.

(308.) But the electric telegraph affords the means of transmitting signals to a distance of a thousand miles or more with scarcely any appreciable loss of time. The first experiments of this kind any where made were undertaken in the United States; and, with the exception of a rude experiment of Captain Wilkes in 1844, all the experiments in this country have been made in

connection with the United States Coast Survey. Suppose there are two observatories at a considerable distance from each other, and that each is provided with a good clock and a transit instrument for determining its error; then, if they are connected by a telegraph wire, they have the means of transmitting signals at pleasure from either observatory to the other, for the purpose of comparing their local times. The signal is given at either station by pressing a key, as in the usual mode of telegraphing; and the observer at the other station hears the click caused by the motion of the armature of his electro-magnet. Four different methods of comparison have been practiced in the experiments by the United States Coast Survey.

(309.) The first method is the most obvious one, and consists in simply striking on the signal key at intervals of ten seconds; the party at one station recording the time when the signals were given, and the other party recording the time when the signals were received. After about twenty signals have been transmitted from the first station to the second, a similar set of signals is returned from the second station to the first. This mode of comparison has but one serious imperfection, and this is, that it requires the fraction of a second to be estimated by the ear. The party giving the signals strikes his key in coincidence with the beats of his clock, so that at this station there is no fraction of a second to be estimated; but at the other station the armature click will not probably be heard in coincidence with the beats of the clock, and the fraction of a second is to be estimated by the ear. Now this fraction can not be estimated with the accuracy which is demanded in this kind of comparison. It is found that observers generally estimate the fraction of a second too small when using the ear alone, unassisted by the eye. This error is greatest at the middle date between two clock beats, and is found to vary from 0.06 to 0.18 of a second with different observers.

(310.) This evil suggested the second method of observation, which relies on the coincidences of a mean solar and sidereal clock or chronometer. The following is the method pursued: After transmitting a few signals by the former method, so as to determine the difference between the local times of the two stations within a small fraction of a second, the party at the first

station commences striking on his signal key every second, in coincidence with the beats of his mean solar chronometer, and continues to do so for ten or fifteen minutes without interruption. The party at the second station compares the armature click of his magnet with the beats of his sidereal clock, and watches for a coincidence, and records the time when the coincidence takes place. When he has obtained two or three coincidences, which generally requires from ten to fifteen minutes, he breaks the electric circuit, in order to notify the first party to stop beating. He then commences beating seconds by striking his own signal key in coincidence with the beats of his sidereal clock; and the party at the first station compares the armature clicks of his magnet with the beats of his solar chronometer, and watches for a coincidence. When he has obtained three or four coincidences, which generally requires ten or twelve minutes, he breaks the electric circuit, in order to notify the other party to stop beating. The comparison of times at the two stations is now complete.

(311.) The following observations were made August 1, 1849, for the purpose of determining the difference of longitude between the High School Observatory in Philadelphia and Western Reserve College Observatory at Hudson, Ohio. The time-keeper employed at Philadelphia was a mean solar chronometer, beating half seconds; the time-keeper at Hudson was a sidereal clock.

Signals given at Philadelphia, mean Time.			Signals received at Hudson, sid. Time.			Signals given at Hudson, sid. Time.			Signals received at Philadel., mean Time.		
<i>h.</i>	<i>m.</i>	<i>s.</i>	<i>h.</i>	<i>m.</i>	<i>s.</i>	<i>h.</i>	<i>m.</i>	<i>s.</i>	<i>h.</i>	<i>m.</i>	<i>s.</i>
14	15	30	17	44	23.5	18	13	0	14	44	1.6
		40			33.5			10			11.8
		50			43.5			20			21.8
	16	0			53.7			30			31.9
		10	45	3.8				40			41.8
	20	20	49	14.2				50			51.7
		30		24.3		14	0		45	1.7	
		40		34.4				10			11.4
		50		44.4				20			21.6
	21	0		54.5				30			31.6
		10	50	4.5				40			41.4
Result, 14 20 40			17 49 34.4			18 14 0			14 45 1.7		

From these comparisons we may conclude that 14h. 20m. 40s. on the Philadelphia chronometer corresponds to 17h. 49m. 34.4s.

on the Hudson clock ; and 18h. 14m. 0s. on the Hudson clock corresponds to 14h. 45m. 1.7s. on the Philadelphia chronometer.

The Philadelphia observer beat seconds for ten minutes, and two coincidences were recorded at Hudson ; viz., at

17h. 58m. 0s.,
18h. 4m. 10s.

The Hudson observer beat seconds for eleven minutes, and three coincidences were recorded at Philadelphia ; viz., at

14h. 54m. 25s.,
14h. 57m. 28.5s.,
15h. 0m. 39s.

The former comparisons show us that

<i>By the Philadelphia Chronometer.</i>		<i>By the Hudson Clock.</i>
14h. 29m. 4s.	correspond to	17h. 58m. 0s.
14h. 35m. 13s.	“	18h. 4m. 10s.
14h. 54m. 25s.	“	18h. 23m. 25s.
14h. 57m. 28.5s.	“	18h. 26m. 29s.
15h. 0m. 39s.	“	18h. 29m. 40s.

At 16h. 0m. the Philadelphia chronometer was 4h. 48m. 25.78s. fast, and losing 2.22s. per day.

At 18h. 6m. the Hudson clock was 8.13s. fast, and losing 1.02s. per day.

In the following table, column first shows the corrected Philadelphia mean times ; column second the corresponding Philadelphia sidereal times ; column third the corrected Hudson sidereal times ; and column fourth shows the differences between the numbers in the two preceding columns, or the difference of longitude between the two places.

Philadel. mean Time.			Philadelphia sid. Time.			Hudson sid. Time.			Diff. of Longitude.	
<i>h.</i>	<i>m.</i>	<i>s.</i>	<i>h.</i>	<i>m.</i>	<i>s.</i>	<i>h.</i>	<i>m.</i>	<i>s.</i>	<i>m.</i>	<i>s.</i>
9	40	38.08	18	22	57.43	17	57	51.87	25	5.56
9	46	47.09	18	29	7.45	18	4	1.87		5.58
10	5	59.12	18	48	22.63	18	23	16.89		5.74
10	9	2.62	18	51	26.64	18	26	20.89		5.75
10	12	13.13	18	54	37.66	18	29	31.89		5.77

Mean of results by eastern signals, 25m. 5.57s.

“ “ western signals, 25m. 5.75s.

Mean of both, 25m. 5.66s.

The difference between the results by eastern and western signals is partly due to the time required for the transmission of the

signals ; but this effect disappears from the mean of both sets of signals.

(312.) A third method of comparing local times is by telegraphing transits of stars. This method was practiced in the summer of 1848, between New York and Cambridge, in the following manner : A list of zenith stars is selected beforehand, and furnished to each observer. When every thing is prepared for observation, the Cambridge astronomer points his telescope upon one of the selected stars as it is passing his meridian, and strikes the key of his register at the instant the star appears to coincide with the first wire of his transit. He makes a record of the time by his own chronometer, and the New York astronomer, hearing the click of his magnet, records the time by his own clock. As the star passes over the second wire of the transit instrument, the Cambridge astronomer again strikes the key of his register, and the time is recorded both at Cambridge and New York. The same operation is repeated for each of the other wires. The Cambridge astronomer now points his telescope upon the next star of the list, which culminates after an interval of five or six minutes, and telegraphs its transit in the same manner. In about twelve minutes from the former observation, the first star passes the meridian of New York, when the New York astronomer points his transit instrument upon the same star, and strikes the key of his register at the instant the star passes each wire of his transit. The times are recorded both at New York and Cambridge. The second star is telegraphed in a similar manner. The same operations are now repeated upon a second pair of stars, and so on as long as may be thought desirable.

The chief objection to this method is, that it involves the estimation of fractions of a second, as in the usual mode of transit observations ; that is, it involves the personal equation of the observers.

(313.) The fourth method of comparison obviates this evil in some degree, by printing the signals upon a cylinder or a fillet of paper. There must be a clock at one of the stations for breaking the electric circuit every second, as described in Art. 102 ; and there must be a register at each of the stations for recording the beats of the clock and any other signals which

may be required, as described in Art. 106. When the connections are properly made, there will be heard a click of the magnets at each station simultaneously with the beats of the electric clock, and the registers will all be graduated into second spaces. The method is not limited to two stations, but any number of stations may be compared at the same time. In January, 1849, Cambridge, New York, Philadelphia, and Washington were connected in this manner. The mode of observation is the same as described in the preceding article, except that the observations are all recorded by the operation of machinery. The Cambridge astronomer strikes the key of his register as the star passes successively each wire of his transit instrument, and the dates are printed not only upon his own register, but also upon those at New York, Philadelphia, and Washington. When the same star comes over the meridian of New York, the observer there goes through the same operation, and his observations are printed upon all four of the registers. The Philadelphia observer does the same when the star comes upon his own meridian, and we proceed in the same manner whatever be the number of stations. Thus we have four or more registers all graduated into equal parts by the ticking of the same clock, and upon these we have printed the instants at which the star was seen to pass each wire of the transit telescopes at the several stations. These observations furnish the difference of longitude of the stations, independently of the tabular place of the star employed, and also independently of the absolute error of the clock. The observers now read their levels, and reverse their transit instruments. A second star is now telegraphed successively over each meridian, and so on as long as may be desired.

(314.) The following example is derived from observations made in the summer of 1852, to determine the difference of longitude between Seaton Station, in Washington, District of Columbia, and Roslyn Station, near Petersburg, Virginia. The observations at Seaton were recorded upon Bond's spring governor, and those at Roslyn upon Saxton's register, and also a Morse register. The diaphragms of the transits consisted of twenty-five wires, arranged in groups of five. The following are the observations of star 6150, British Association Catalogue, July 7, 1852, with the complete reduction for determining the clock error :

	Seaton Station.		Roalyn Station.	
	A.	M.	A.	M.
Mean of all the wires,	18	2 9.341	18	3 45.108
Reduction to middle wire,		+ .030		.000
Diurnal aberration,		-.018		-.018
Level correction,		-.014		-.076
Azimuth correction,		-.082		-.156
Collimation correction,		-.106		-.192
Personal equation,		-.146		-.000
Sum,	18	2 9.005	18	3 44.666
Star's right ascension,	18	1 48.288	18	1 48.288
Clock error,		20.717		1 56.378

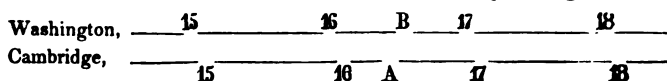
The following table shows the clock errors, derived in a similar manner, from the transits of 15 stars, on the night of July 7th:

Star.	Clock errors at		Difference.
	Seaton.	Roalyn.	
	S.	M.	S.
6150, B. A. C.	20.717	1 56.378	1 35.661
6268 "	21.214	56.710	35.496
6355 "	20.977	56.539	35.562
6404 "	21.134	56.705	35.571
6599 "	20.912	56.535	35.623
6667 "	20.942	56.663	35.721
6722 "	21.023	56.652	35.629
6784 "	20.964	56.659	35.695
7048 "	21.398	56.909	35.591
7114 "	21.183	56.768	35.585
7204 "	21.017	56.739	35.722
7277 "	21.034	56.713	35.679
7333 "	21.015	56.642	35.627
7398 "	20.938	56.347	35.409
7521 "	20.917	56.597	35.680
Mean of observations July 7, 1852		1 35.617	
Mean of all the observations on six nights . .		1 35.603	

(315.) This method of observation is so accurate as to furnish a tolerable measurement of the velocity of the electric fluid. If the fluid requires no time for its transmission, then the signals given at either station ought to be similarly printed at all the stations; and the fraction of a second registered upon any one scale should be identically the same as upon every other. But if the fluid requires time for its transmission, these fractions will

be different. Suppose the clock to be at Washington; that an arbitrary signal is made at Cambridge; and that the time requisite for the transmission of a signal between the two places is the thirtieth of a second. Then the clock-pause will be registered at Cambridge $\frac{1}{30}$ th of a second after it took place and was recorded at Washington, and the arbitrary signal-pause will be recorded at Cambridge as soon as it is made, or $\frac{1}{30}$ th of a second before it reaches Washington. We shall thus have the interval between the signal-pause and the preceding clock-pause longer at Washington than at Cambridge, and the excess on the Washington register will measure twice the time consumed in the transmission of the signals between the two stations.

Thus, in the following figure, let the upper line represent a portion of the Washington time scale, corresponding to 15, 16,



etc., seconds, and the lower line the same for Cambridge, each division being a little later than the corresponding one for Washington. Then, if an arbitrary signal is made at Cambridge between 16 and 17 seconds, and printed at A, the record on the Washington scale will be at B, and the interval from 16 to B will exceed that from 16 to A by twice the time consumed in the transmission of the signals from Cambridge to Washington.

Numerous observations have been made under the direction of the superintendent of the Coast Survey for the purpose of determining the velocity of the electric fluid, and the general result is about 16,000 miles a second.

SECTION III.

LONGITUDE DETERMINED BY MOON-CULMINATING STARS.

(316.) The moon's motion in right ascension is very rapid, amounting to about one minute in arc for every two minutes of time.

If, then, the right ascension of the moon has been observed at two different stations, we may infer the difference of longitude of the two meridians from the difference of the observed right

ascensions compared with the times of observation. If we have a transit instrument adjusted to the meridian, and observe the passage of the moon's limb and some known star, we can deduce the right ascension of the moon's limb from the known right ascension of the star. If we select for comparison a star which is near the moon, the errors of the instrument will have but little influence upon the result, since these errors will be nearly the same for the moon and star. The English and American Nautical Almanacs both furnish the moon's place and those of certain neighboring stars on every day upon which it is possible to observe the moon. These stars are called moon-culminating stars, and are generally four in number for each day, two preceding and two following the moon, and nearly on the same parallel of declination.

(317.) The Nautical Almanac furnishes the right ascension of the moon's bright limb for the lower as well as the upper culmination, L. C. being put to denote the lower culmination, and U. C. the upper culmination. The right ascension of the moon's bright limb is given *for every day*, with a view to the more accurate determination of its variation, when required. It also furnishes the variation in right ascension of the moon's limb in one hour of longitude; that is, the variation during the interval of her transit over two meridians, equidistant from that of Greenwich, and one hour distant from each other. These numbers are deduced from the right ascensions of the *bright limb*, and therefore include the effect produced by the change of the semi-diameter.

(318.) These numbers enable us to determine the difference of longitude of any two places where corresponding observations of the moon's limb have been made. The observations furnish the right ascension of the moon's bright limb at its transit over each meridian, which we will represent by A and A'; hence we know the moon's motion in right ascension, A' - A, during the interval of the two transits. But the Almanac furnishes the variation of the moon's right ascension corresponding to one hour, which we will represent by V.

We shall therefore have the proportion

$$V : A' - A :: 1 \text{ hour} : \text{the difference of longitude.}$$

Ex. 1. The right ascension of the moon's first limb, Septem-

ber 6, 1840, was observed at Washington to be 19h. 21m. 29.90s., and on the same evening, at Hudson, Ohio, 19h. 22m. 9.72s. Required the difference of longitude of the two places.

Here $A' - A = 39.82s.$

That value of V must be taken which corresponds to the middle of the interval between the observations, which is found by interpolation to be 135.55s. Hence we have

$$135.55s. : 39.82s. :: 1 \text{ hour} : 17m. 37.56s.,$$

which is the required difference of longitude.

(319.) Since the moon's motion in right ascension is not uniform, this method of reduction can not be relied upon when the distance between the meridians is considerable. The following method in such cases is to be preferred :

Let ω represent the approximate longitude of the station to be compared with Greenwich, as Washington, for example, and $\omega + x$ the true longitude to be determined. Let A and A' be the observed right ascensions of the moon's limb at the moments of its passing the meridians of Greenwich and Washington respectively. These will evidently be the sidereal times of her transit at those places. Find, by interpolation from the Nautical Almanac, the moon's right ascension for the assumed longitude ω , and call it A'' . Now A' , the sidereal time of transit of the moon's limb at Washington, is her right ascension for the true longitude $\omega + x$, and consequently $A' - A''$ is the *increase* of the moon's right ascension for the small arc of longitude x .

Let $m' = A' - A =$ the observed increase of right ascension of the moon's limb between the two meridians.

$m = A'' - A =$ the increase computed for the assumed longitude ω .

Then $m' - m = A' - A'' =$ the excess of the observed increase above the computed increase.

And we shall have

$$m : \omega :: m' - m : x ;$$

that is, $x = \frac{\omega}{m}(m' - m).$

The true longitude $= \omega + x.$

Ex. 2. The increase of right ascension of the moon's bright limb between her transits over the meridians of Greenwich and

Hudson, Ohio, September 6, 1840, was found to be 12m. 17.95s. Required the difference of longitude.

According to the Nautical Almanac, the right ascension of the moon's bright limb for Greenwich transit was,

Date.	R. A. Moon's Limb.			D.		D''.	D'''.	D''''.
	h.	m.	s.	m.	s.			
Sept. 5, U. C.	18	14	45.36					
L. C.	18	42	25.84	+27	40.48			
" 6, U. C.	19	9	51.52	+27	25.68	$c_1 = -20.57$	-5.77	$e_1 = +1.68$
L. C.	19	36	56.63	$b_0 = +27$	5.11	$c_0 = -24.66$	$d_1 = -4.09$	$e_1 = +1.94$
" 7, U. C.	20	3	37.08	+26	40.45	-26.81	-2.15	
L. C.	20	29	50.72	+26	13.64			

and the successive orders of differences are found as above.

Hence we have, by Art. 223,

$$+1625.11s. \quad | \quad -22.615s. \quad | \quad -4.09s. \quad | \quad +1.81s.$$

We will assume ω to be 5h. 25m. 40s. The process for finding the value of $A'' - A$, by Art. 223, will be as follows :

5h. 25m. 40s. = 19540s. = 4.2909246	log. $t(t-1) = 9.3940n$
12h. = 43200s. = 4.6354837	$t - \frac{1}{2} = -.047685 = 8.6784n$
$t = .452315 = 9.6554409$	6 comp. = 9.2218
$b = 1625.11s. = 3.2108828$	$d = -4.09s. = 0.6117n$
$+735.061s. = 2.8663237$	$-0.008s. = 7.9059n$
	log. $t(t-1) = 9.3940n$
log. $t = 9.65544$	$t+1 = 1.452315 = 0.1621$
$t-1 = -.547685 = 9.73853n$	$t-2 = -1.547685 = 0.1897n$
2 comp. = 9.69897	24 comp. = 8.6198
$c = -22.615s. = 1.35440n$	$e = +1.81s. = 0.2577$
$+2.801s. = 0.44734$	$+0.042s. = 8.6233$

Hence

$$A'' - A = m = 735.061s. + 2.801s. - .008s. + .042s. = 737.896s.$$

But $m' = 737.95s.$ = the observed increase of right ascension.

Hence $m' - m = +0.054s.$ = the observed excess.

Therefore

$$737.896s. : 19540s. :: 0.054s. : x = 1.43s.$$

The assumed longitude was 5h. 25m. 40s.

The correction is +1.43s.

The longitude from this observation is . . 5h. 25m. 41.43s.

(320.) The increase of right ascension of the moon's bright limb should, if possible, be derived from actual observations at Greenwich ; or, at all events, the errors of the tables should be corrected by observations at some standard observatory.

The chief disadvantage of this method consists in this circumstance, that an error in the observed increase of right ascension will produce an error between 20 and 30 times as great in the computed longitude. The increase of right ascension of the moon's limb in one hour of longitude varies from 112 seconds to 180 seconds. In the former case, an error of one second in the observed increase of right ascension would cause an error of 32 seconds in the deduced longitude ; and in the latter case, it would cause an error of 20 seconds. Hence, to obtain a satisfactory result by this method, requires a series of observations made with the utmost care, and continued through a long period of time.

(321.) It is found that telescopes of different optical power do not exhibit the moon of the same diameter ; and the determination of longitude from a single observed moon-culmination is always liable to error from this source. In order to eliminate this error, we should so arrange the series of observations that the error shall sometimes be in excess, and at other times in defect ; and this is accomplished by observing successively both limbs of the moon ; that is, by observations of the first limb before full moon, and of the second limb after full moon. The observer should also take care that the apparent diameter of the moon is not magnified by imperfect optical adjustment of his telescope ; for which purpose he must see that the eye-piece is accurately adjusted to the focus, in order that the moon and the spider lines may both appear sharp and distinct at the same time.

(322.) The method of determining longitude by lunar distances is closely allied to the method of moon-culminating stars ; but this method, being little used in fixed observatories, is not treated of in the present volume. The common mode of reducing a lunar distance yields very imperfect results ; but in the American Nautical Almanac for 1855, Professor Chauvenet has given a method of making the reductions with entire accuracy, and has furnished tables by which the computations are made with great facility.

SECTION IV.

LONGITUDE DETERMINED FROM OCCULTATIONS OF STARS, BY FINDING THE TIME OF TRUE CONJUNCTION.

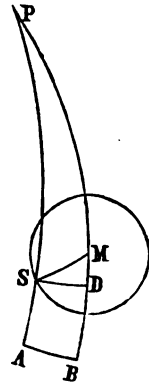
(323.) On account of the moon's parallax, it often happens that a star which is occulted by the moon to an observer at one station is not occulted at a second station, or the occultation begins at a different instant of time. We can not, therefore, use an occultation as an instantaneous signal for comparing directly the local times at the two stations; but we may deduce from the observed occultation the time of true conjunction of the moon and star; that is, the time of conjunction as seen from the centre of the earth; and this is a phenomenon which happens at the same absolute instant for every observer on the earth's surface. For this purpose, we must determine from the observed instant of immersion or emersion,

1st. The apparent difference of right ascension between the moon and star.

2d. The true difference of right ascension between the moon and star.

3d. The time of true conjunction.

(324.) In the annexed figure, let P represent the pole of the equator, M the centre of the moon, and S the star at the instant of immersion, when its apparent distance from the moon's centre is equal to the moon's semi-diameter. Let SD be a parallel of declination, passing through S, and let AB be the arc of the equator, intercepted between the hour circles PS and PM prolonged. Then MD is the apparent difference of declinations between the star and the moon's centre, which we will represent by δ ;



represent by δ ; and $\frac{SD}{\cos. AS}$ is their apparent difference of right ascensions, which we will represent by a . Also, we will represent SM, the moon's semi-diameter, by Δ .

Now the triangle SMD being necessarily very small, we may regard it as a plane triangle, and we shall have

$$SD^2 = \Delta^2 - \delta^2 = (\Delta + \delta)(\Delta - \delta).$$

Whence
$$a = \frac{\sqrt{(\Delta + \delta)(\Delta - \delta)}}{\cos. d},$$

putting d for AS, or, more properly, $\frac{1}{2}(\text{AS} + \text{BM})$.

If we represent the moon's parallax in right ascension by π , the difference between the true right ascensions of the moon and star will be represented by $a \pm \pi$.

The time required by the moon to describe this arc may be found by the proportion

$$m : 3600\text{s.} :: a \pm \pi : t,$$

where m is the hourly motion of the moon in right ascension, corresponding to the middle of the interval between the observed time and that of true conjunction of the moon and star.

Hence
$$t = \frac{3600}{m}(a \pm \pi).$$

Let T represent the observed instant of immersion or emersion; then $T \pm t$ will be the instant of the true conjunction.

(325.) If the occultation has been observed under a second meridian, we may in the same way determine the instant of true conjunction at the second place. Now the absolute instant of this phenomenon is the same for both places; hence the difference of the two results thus obtained is the difference of longitude of the two stations. If the two stations are not very remote, the effect of any small error in the tables of the moon will be partially eliminated from the result. If the occultation has not been observed under a second meridian, we must calculate the time of true conjunction for Greenwich according to the tables, and compare this time with that deduced from the observation.

Example. The immersion of η Tauri was observed at the High School Observatory, Philadelphia, July 6, 1839, at 16h. 30m. 25.39s. mean time; and at Hudson, Ohio, at 16h. 2m. 21.67s. mean time. Required the difference of longitude of the two places.

We will assume the longitude of Philadelphia to be 5h. 0m. 42.5s., and that of Hudson to be 5h. 25m. 41.3s.; the corresponding Greenwich times of observation will be 21h. 31m. 7.89s., and 21h. 28m. 2.97s.

For 21h. 31m. 7.89s. Greenwich time, the moon's equatorial

parallax, by Adams' Tables, is $59' 41''.7$, which, reduced to the latitude of Philadelphia, is $59' 36''.8$. The moon's parallax in right ascension for this case was computed in *Ex. 1*, page 189, and found to be $44' 17''.1$. The parallax in declination was computed in *Ex. 1*, page 194, and found to be $26' 10''.1$. The moon's true semi-diameter is $16' 16''.0$. The augmentation was computed in *Ex. 2*, page 201, and found to be $10''.15$. Hence the augmented semi-diameter is $16' 26''.2 = \Delta$. Also, $m = 2286''.2$.

$$\begin{aligned} \text{The moon's true declination} & \dots = 24^\circ 5' 11''.6 \text{ N.} \\ \text{Parallax in declination} & \dots \dots = 26' 10''.1 \\ \text{Moon's apparent declination} & \dots = 23^\circ 39' 1''.5 \\ \text{Star's declination} & \dots \dots \dots = 23^\circ 36' 17''.1 \\ \delta = \text{difference} & \dots \dots \dots = 2' 44''.4 = 164''.4 \\ \text{Hence} & \quad \Delta + \delta = 1150''.6 \\ & \quad \Delta - \delta = 821''.8 \\ & \quad d = 23^\circ 37' 39''.3 \end{aligned}$$

$$a = \text{apparent difference of R. A.} = \frac{\sqrt{1150.6 \times 821.8}}{\cos. d} = 1061''.9$$

$$\pi = 2657''.1$$

$a + \pi =$ the true difference of right ascension $\dots \dots = 3719''.0$

$$t = \frac{3719.0 \times 3600}{2286.2} = 5856.2s. = 1h. 37m. 36.2s.,$$

which, added to 16h. 30m. 25.39s., gives 18h. 8m. 1.59s. for the Philadelphia time of true conjunction.

So also for 21h. 28m. 2.97s. Greenwich time, the moon's equatorial parallax is $59' 41''.7$, which, reduced to the latitude of Hudson, is $59' 36''.5$. The moon's parallax in right ascension for this case was computed in *Ex. 3*, page 190, and found to be $45' 56''.5$. The parallax in declination was computed in *Ex. 3*, page 195, and found to be $29' 17''.9$. The augmentation of the moon's semi-diameter was computed in *Ex. 4*, page 201, and found to be $8''.9$. Hence the augmented semi-diameter is $16' 24''.9 = \Delta$. Also, $m = 2286.1$.

$$\begin{aligned} \text{The moon's true declination} & \dots \dots \dots = 24^\circ 4' 41''.7 \\ \text{Parallax in declination} & \dots \dots \dots = 29' 17''.9 \\ \text{Moon's apparent declination} & \dots \dots \dots = 23^\circ 35' 23''.8 \\ \text{Star's declination} & \dots \dots \dots = 23^\circ 36' 17''.1 \\ \delta = \text{difference} & \dots \dots \dots = 53''.3 \end{aligned}$$

Hence

$$\begin{aligned}\Delta + \delta &= 1038''.2 \\ \Delta - \delta &= 931''.6 \\ d &= 23^\circ 35' 50''.4\end{aligned}$$

$$a = \text{apparent difference of R. A.} = \frac{\sqrt{1038.2 \times 931.6}}{\cos. d} = 1073''.2$$

$$a + \pi = \text{the true difference of right ascension} \dots = 3829''.7$$

$$t = \frac{3829.7 \times 3600}{2286.1} = 6030.8\text{s.} = 1\text{h. } 40\text{m. } 30.8\text{s.},$$

which, added to 16h. 2m. 21.67s., gives 17h. 42m. 52.47s. for the Hudson time of true conjunction.

Subtracting the Hudson time of true conjunction from the Philadelphia time, we obtain 25m. 9.1s., which is, therefore, the difference of longitude of the two places, as determined by these observations.

SECTION V.

LONGITUDE DETERMINED FROM OCCULTATIONS OF STARS BY USING THE MOON'S MOTION IN ITS APPARENT ORBIT.

(326.) From the supposed longitude of the place we must deduce the Greenwich time of the observation, and for this time find the true place of the moon, and compute its parallax in right ascension and declination, from which we derive the moon's apparent place. Subtracting the place of the moon from that of the occulted star, we obtain the apparent distance of the star from the moon's centre. If this distance is equal to the moon's semi-diameter, augmented for its apparent altitude, the assumed longitude is correct; but if these quantities are not equal, the assumed longitude is erroneous, and the correction of the longitude may be obtained according to the principles of Section III. of Chapter XI.

It is here supposed that the places of the moon given in the Nautical Almanac are perfectly correct. In order that the longitude may be obtained with the greatest accuracy, the corrections of the tables should be deduced from observations at some place whose longitude is well known, and these corrections should be applied to the tabular places before computing the distance between the moon and star.

Example. The immersion of α Tauri was observed at Cambridge, January 23, 1850, at 7h. 14m. 39.05s. mean time; the emersion at 8h. 29m. 50.25s. mean time. Required the longitude of Cambridge from Greenwich.

Assuming the longitude of Cambridge from Greenwich to be 4h. 44m. 30s., the corresponding Greenwich times of immersion and emersion will be 11h. 59m. 9.05s., and 13h. 14m. 20.25s. For these times we find the right ascension and declination of the moon from the Nautical Almanac, and apply the corrections found on page 340. At the time of immersion, the moon's hour angle was $14^{\circ} 46' 11''.85$ E.; its horizontal parallax, reduced to the latitude of Cambridge, was $59' 44''.6$; and its semi-diameter, augmented for altitude, $16' 33''.4$. At the time of emersion, the hour angle was $3^{\circ} 18' 12''.95$ W.; its reduced horizontal parallax, $59' 47''.0$; and its augmented semi-diameter, $16' 34''.6$. Hence we obtain the following results:

	For Immersion.				For Emersion.				
	R. A.	Dec.			R. A.	Dec.			
	A.	m.	s.	°	'	''	°	'	''
Moon's true place	4 25	34.12	16 29	58.5 N.	4 28	40.02	16 38	5.3 N.	
Correction to do.		-0.52		-2.3		-0.52		-2.3	
Moon's parallax		47.70	26	43.5		10.80	26	13.2	
Moon's apparent place	4 26	21.30	16 3	12.7	4 28	28.70	16 11	49.8	
Star's place	4 27	19.54	16 12	3.4	4 27	19.54	16 12	3.4	
Difference		58.24	8	50.7		1 9.16		13.6	
Reduced to seconds of arc.		839.5		530.2		996.2		12.9	

The hourly motion in right ascension is $1464''.9$, and in declination $412''.8$.

Hence, in the triangle HMM' (see fig. next page),

$$1464''.9 : 412''.8 :: 1 : \text{tang. } HMM' = 15^{\circ} 44' 16''.2,$$

$$\cos. HMM' : 1 :: 1464''.9 : MM' = 1521''.97,$$

which is the hourly motion in orbit.

In the triangle DSM ,

$$530''.2 : 839''.5 :: 1 : \text{tang. } DSM = 57^{\circ} 43' 33''.2,$$

$$\sin. DSM : 839''.5 :: 1 : SM = 992''.94.$$

Hence $MSC = 73^{\circ} 27' 49''.4$,

$$1 : 992''.94 :: \cos. MSC : SC = 282''.6,$$

$$SB = 993''.4 : 282''.6 :: 1 : \cos. BSC = 73^{\circ} 28' 17''.8.$$

Hence $BSM = 28''.4$,

$$\sin. SBM : 992''.94 :: \sin. BSM : BM = 0''.48.$$

The time of describing $BM = 1.14s.$, which is the correction

eclipse ; but to deduce the corresponding mean time requires at least an approximate knowledge of the longitude of the place. We may, however, generally assume that the longitude is known with sufficient precision to enable us, without material error, to deduce the mean time from the known sidereal time, or apparent solar time. We shall, therefore, suppose that both the sidereal time and the mean time of the phases of an eclipse are known, and also the latitude of the place of observation.

(328.) The general elements of the eclipse in question, A , D , i , l , x , y , and z , must be computed from hour to hour for the mean time of the meridian of the ephemeris, and these hours must be so selected as to comprehend the entire duration of the eclipse. The formulas for these quantities have been given on page 277.

The values of A , D , and i change but slowly, and we may assume them to be pretty accurately known for the time of observation ; for i is extremely small, while A and D depend chiefly upon the place of the sun, which the tables furnish with tolerable precision. Indeed, this assumption is a necessary one, for it is impossible from the observations of an eclipse to detect any error which may exist in these values. The errors, however, existing in the assumed values of x , y , and l may be determined with great accuracy ; and we shall therefore substitute for these quantities the expressions $x + \Delta x$, $y + \Delta y$, $l + \Delta l$, where Δx , Δy , and Δl represent the errors of x , y , and l , of which we are in search. Equation (5), page 267, accordingly becomes

$$(x + \Delta x - \xi)^2 + (y + \Delta y - \eta)^2 = (l + \Delta l - i\zeta)^2.$$

(329.) Let now the values of a , δ , π , α' , δ' , and π' , be taken from the ephemeris for the time T of the first meridian. Let $T + T'$ represent the required time of the first meridian at which a phase of an eclipse was observed. Let x_0 and y_0 denote the values of x and y for the time T , and x' and y' the hourly variations of x and y ; then we shall have

$$x = x_0 + x'T', \text{ and } y = y_0 + y'T'.$$

We may, in the same manner, consider ξ , η , and ζ as also composed of two parts. Since, however, these magnitudes change but slowly, and we generally have an approximate knowledge of the difference of longitude, and consequently the time of the first meridian corresponding to the time of observation, we may

assume these quantities as known for this time. The preceding equation therefore becomes

$$(x_0 - \xi + x'T' + \Delta x)^2 + (y_0 - \eta + y'T' + \Delta y)^2 = l + \Delta l - i\zeta)^2.$$

(330.) If the variations of x and y were proportional to the time, x' and y' would be constant, and the knowledge of the time $T + T'$ would not be necessary for computing them. This, however, is not the case; but since the variations of x' and y' are small in comparison with those of x and y , the above equation may be solved by successive approximations, which rapidly converge to the truth.

Let us assume

$$\begin{aligned} m \sin. M &= x_0 - \xi, & n \sin. N &= x', \\ m \cos. M &= y_0 - \eta, & n \cos. N &= y', \\ & & l - i\zeta &= L, \end{aligned}$$

the preceding equation will become

$$\begin{aligned} (L + \Delta l)^2 &= (m \sin. M + nT' \sin. N + \Delta x)^2 \\ &+ (m \cos. M + nT' \cos. N + \Delta y)^2. \end{aligned}$$

Substitute for L its value $\frac{m \sin. (M - N)}{\sin. \psi}$, and expand the second member of this equation, remembering that $m^2 \sin.^2 M + m^2 \cos.^2 M = m^2$, we obtain

$$\begin{aligned} \left(\frac{m \sin. (M - N)}{\sin. \psi} + \Delta l \right)^2 &= m^2 + 2mnT' \cos. (M - N) + n^2 T'^2 \\ &+ 2\Delta x (m \sin. M + nT' \sin. N) + (\Delta x)^2, \\ &+ 2\Delta y (m \cos. M + nT' \cos. N) + (\Delta y)^2, \\ &= \{nT' + m \cos. (M - N) + \Delta x \sin. N + \Delta y \cos. N\}^2, \\ &+ \{m \sin. (M - N) + \Delta x \cos. N - \Delta y \sin. N\}^2. \end{aligned}$$

$$\begin{aligned} \text{Let us put } n\lambda &= \Delta x \sin. N + \Delta y \cos. N, \\ n\lambda' &= -\Delta x \cos. N + \Delta y \sin. N, \end{aligned}$$

and we shall have

$$\left\{ \frac{m \sin. (M - N)}{\sin. \psi} + \Delta l \right\}^2 = \{nT' + m \cos. (M - N) + n\lambda\}^2 + \{m \sin. (M - N) - n\lambda'\}^2,$$

$$\begin{aligned} \text{or } \{nT' + m \cos. (M - N) + n\lambda\}^2 &= \left\{ \frac{m}{\sin. \psi} \sin. (M - N) + \Delta l \right\}^2 \\ &- \{m \sin. (M - N) - n\lambda'\}^2 \\ &= \frac{m^2}{\sin.^2 \psi} \sin.^2 (M - N) + \frac{2m}{\sin. \psi} \sin. (M - N) \Delta l \\ &- m^2 \sin.^2 (M - N) + 2mn\lambda' \sin. (M - N) \end{aligned}$$

$$= L^2 \cos.^2 \psi + 2L\Delta l + 2Ln\lambda' \sin. \psi,$$

where we have neglected the small terms Δl^2 and $n^2\lambda'^2$.

Extracting the square root, and neglecting the higher powers of Δl and $n\lambda'$, we have

$$nT' + m \cos. (M - N) + n\lambda = \mp \{ L \cos. \psi + \Delta l \sec. \psi + n\lambda' \text{ tang. } \psi \},$$

or

$$T' = -\frac{m}{n} \cos. (M - N) \mp \frac{L \cos. \psi}{n} - \lambda \mp \lambda' \text{ tang. } \psi \mp \frac{\Delta l}{n} \sec. \psi,$$

$$\text{or } T' = -\frac{m}{n} \frac{\sin. (M - N \pm \psi)}{\sin. \psi} - \lambda \mp \lambda' \text{ tang. } \psi \mp \frac{\Delta l}{n} \sec. \psi.$$

(331.) Since now the time of immersion is always earlier than that of emersion, T' , for an immersion, must have a less positive value, or a greater negative value, than for emersion. Hence, if we always take the angle ψ either in the first or fourth quadrant, the upper sign belongs to an immersion, the lower to an emersion. If, however, for an immersion we take ψ in the first or fourth quadrant, but for an emersion in the second or third quadrant, we shall have in either case,

$$T' = -\frac{m \sin. (M - N + \psi)}{n \sin. \psi} - \lambda - \lambda' \text{ tang. } \psi - \frac{\Delta l}{n} \sec. \psi,$$

or

$$T' = -\frac{m}{n} \cos. (M - N) - \frac{L \cos. \psi}{n} - \lambda - \lambda' \text{ tang. } \psi - \frac{\Delta l}{n} \sec. \psi. \quad (1)$$

In the case of annular eclipses, at the internal contact the emersion precedes the immersion. We must, therefore, in this case, for the immersion, take ψ in the second or third quadrant, and for the emersion in the first or fourth.

(332.) Equation (1) may be solved by successive approximations. We must, for this purpose, compute the values of x , y , z , A , D , g , l , and i , for several successive hours, so that the values of x_0 and y_0 , as well as their hourly variations, can be found for any time by interpolation. We then assume a time, T , as accurate as the provisional knowledge of the difference of longitude will permit, and interpolate for this time the quantities x_0 , y_0 , x' , and y' , and thence find, by formula (1), an approximate value of T' . With the value $T + T'$, we repeat, if necessary, the preceding computation. Represent by T the value assumed in the last approximation, and the correction obtained by T' ; then $T + T' = t - \omega$, where t is the time of observation, and ω the

east longitude of the station from the first meridian, by which we understand that meridian whose time is employed in the computation of x, y, z , etc.

We therefore have

$$\begin{aligned} \omega &= t - T + \frac{m}{n} \cos. (M - N) + \frac{L}{n} \cos. \psi + \lambda + \lambda' \text{ tang. } \psi + \frac{\Delta l}{n} \text{ sec. } \psi \\ &= t - T + \frac{m \sin. (M - N + \psi)}{n \sin. \psi} + \lambda + \lambda' \text{ tang. } \psi + \frac{\Delta l}{n} \text{ sec. } \psi \dots (2) \end{aligned}$$

(333.) Since the mean solar hour has been employed as the unit in the values of x' and y' , the preceding formula supposes the same unit of time for ω . If we wish to obtain the difference of longitude in seconds of time, we must multiply the formula by s , the number of seconds belonging to an hour of that species of time in which the observation is expressed; $t - T$ will then be expressed in seconds of the same kind of time in which t is given; or T represents the same kind of time with t .

Equation (2) does not properly furnish the difference of longitude of the place of observation from the first meridian, but rather the relation between this quantity and the errors of the elements employed. If the same eclipse has been observed at different places, we may obtain for each place as many such equations as there are instants of observation. By combining these equations, we may eliminate, as will be seen hereafter, the error of one or more of the elements of computation, and thus render the result, as far as possible, independent of the error of the tables.

(334.) We must now develop the quantities λ and λ' , which are determined by the equations

$$n\lambda = \sin. N\Delta x + \cos. N\Delta y,$$

$$n\lambda' = \sin. N\Delta y - \cos. N\Delta x.$$

The quantities x and y , as will be seen from the equations on page 271, depend upon $a - A, \delta - D$, and π . If we assume these magnitudes to require correction, we shall have

$$\Delta x = a \Delta(a - A) + b \Delta(\delta - D) + c \Delta\pi,$$

$$\Delta y = a' \Delta(a - A) + b' \Delta(\delta - D) + c' \Delta\pi,$$

where a, b, c are the differential coefficients of x in respect to $a - A, \delta - D$, and π ; while a', b', c' are the same differential coefficients of y . Since $\Delta(a - A), \Delta(\delta - D)$, and $\Delta\pi$ are very small quantities, in the expressions for the differential coeffi-

icients we may neglect the terms which contain $\sin. (a-A)$ and $\sin. (\delta-D)$ as factors, and assume $\cos. (a-A)$ and $\cos. (\delta-D)$ as equal to unity. We thus obtain, by differentiating the values of x and y on page 271,

$$\begin{aligned}
 a &= \frac{\cos. \delta}{\sin. \pi} \cos. (a-A) = \frac{\cos. \delta}{\sin. \pi}, \\
 b &= -\frac{\sin. \delta \sin. (a-A)}{\sin. \pi} = 0, \\
 c &= -\frac{\cos. \delta \sin. (a-A) \cos. \pi}{\sin.^2 \pi} = -\frac{x}{\text{tang. } \pi}, \\
 a' &= \frac{\cos. \delta \sin. D \sin. (a-A)}{\sin. \pi} = 0, \\
 b' &= \frac{\cos. (\delta-D)}{\sin. \pi} = \frac{1}{\sin. \pi}, \\
 c' &= -\frac{y}{\text{tang. } \pi}.
 \end{aligned}$$

(335.) Since now λ and λ' , as also $\Delta(a-A)$, $\Delta(\delta-D)$, and $\Delta\pi$ are expressed in parts of radius, if we wish to obtain the errors of the elements in seconds, these differential coefficients must be divided by 206265. Let us, then, put

$$h = \frac{s}{206265 \cdot n \sin. \pi}$$

and we shall have

$$\begin{aligned}
 \lambda &= h \sin. N \cos. \delta \Delta(a-A) + h \cos. N \Delta(\delta-D) \\
 &\quad - h \cos. \pi \Delta\pi [x \sin. N + y \cos. N], \\
 \lambda' &= -h \cos. N \cos. \delta \Delta(a-A) + h \sin. N \Delta(\delta-D) \\
 &\quad + h \cos. \pi \Delta\pi [x \cos. N - y \sin. N].
 \end{aligned}$$

If we multiply the former equation by $\cos. \psi$, and the latter by $\sin. \psi$, then add the two equations together, and divide by h , we shall obtain

$$\begin{aligned}
 [\lambda + \lambda' \text{ tang. } \psi] \frac{\cos. \psi}{h} &= \sin. (N-\psi) \cos. \delta \Delta(a-A) \\
 &\quad + \cos. (N-\psi) \Delta(\delta-D) \\
 &\quad - \cos. \pi \Delta\pi [x \sin. (N-\psi) + y \cos. (N-\psi)].
 \end{aligned}$$

Hence we obtain from equation (2), page 326,

$$\begin{aligned} \omega = t - T + \frac{m}{n} \cdot s \frac{\sin. (M - N + \psi)}{\sin. \psi} + h \frac{\sin. (N - \psi)}{\cos. \psi} \cos. \delta \Delta (a - A) \\ + h \frac{\cos. (N - \psi)}{\cos. \psi} \Delta (\delta - D) \\ + \frac{h \cdot 206265 \sin. \pi \Delta l}{\cos. \psi} \\ - h \cos. \pi \Delta \pi \left[\frac{x \sin. (N - \psi) + y \cos. (N - \psi)}{\cos. \psi} \right]. \end{aligned}$$

(336.) Every observation of the instant of an eclipse furnishes one equation of the preceding form, and as this contains five unknown quantities, five such equations are sufficient for their determination. The magnitudes Δl and $\Delta \pi$ can not generally be determined, unless observations are made at places widely separated from each other. Nevertheless, the computation of the coefficients will always show what influence any error in the values of π and l may have upon the result. We therefore generally seek to free the difference of longitude only from the errors of a and δ ; but the value of Δa can not be determined unless we know the longitude of one of the stations from the first meridian.

(337.) The following is a synopsis of the preceding results :

Compute the values of e , A , D , and g , also the co-ordinates x , y , and z , from the formulas, page 277, with the quantities i and l , all of which quantities are general for all places on the earth.

Compute also the following formulæ :

$$\begin{aligned} \xi &= \rho \cos. \phi' \sin. (\mu - A), \\ \eta &= \rho \sin. \phi' \cos. D - \rho \cos. \phi' \sin. D \cos. (\mu - A), \\ \zeta &= \rho \sin. \phi' \sin. D + \rho \cos. \phi' \cos. D \cos. (\mu - A), \end{aligned}$$

where all the symbols have the same signification as on page 278, except μ , which here represents the *observed* sidereal time of contact.

Let T represent the approximate time of the first meridian, corresponding to the phase observed.

Let x_0 represent the value of x for the time T ;

y_0 represent the value of y for the time T ;

x' represent the hourly variation of x ;

y' represent the hourly variation of y .

$$\begin{aligned}
 m \sin. M &= x_0 - \xi, \\
 m \cos. M &= y_0 - \eta, \\
 n \sin. N &= x', \\
 n \cos. N &= y', \\
 l - i\zeta &= L, \\
 \sin. \psi &= \frac{m}{L} \sin. (M - N).
 \end{aligned}$$

For the first contact, ψ must be taken in the first or fourth quadrant; for the last contact, in the second or third quadrant.

$$T' = -\frac{m \sin. (M - N + \psi)}{n \sin. \psi} = -\frac{m}{n} \cos. (M - N) - \frac{L \cos. \psi}{n}.$$

Then

$$\begin{aligned}
 \omega &= t - T - T' + h \frac{\sin. (N - \psi)}{\cos. \psi} \cos. \delta\Delta(a - A) \\
 &\quad + h \frac{\cos. (N - \psi)}{\cos. \psi} \Delta(\delta - D),
 \end{aligned}$$

where
$$h = \frac{s}{206265 \cdot n \sin. \pi};$$

$s = 3600$ = the number of seconds in an hour;

t = observed mean time of contact.

(338.) *Example.* On the 28th of July, 1851, occurred an eclipse of the sun, which was observed as follows:

At Königsberg, Prussia.

Beginning	3h. 38m. 10.8s.	Königsberg m. t.
Beginning of total darkness	4h. 38m. 57.6s.	"
End of total darkness	4h. 41m. 54.2s.	"
End	5h. 38m. 32.9s.	"

At Washington, District of Columbia.

Beginning	7h. 21m. 31.2s.	A.M. Washington m. t.
End	8h. 50m. 38.0s.	"

It is required to determine the error of the tables and the longitude of Washington.

The general co-ordinates for this eclipse have already been given on pages 280 to 285. Our first object is to deduce the error of the tables from the observations at Königsberg.

Computation for Königsberg.

	Beginning.	Beginning of total Darkness.	End of total Darkness.	End.
t	3h. 38m. 10.8s. m. t. 12h. 0m. 46.44s. s. t. 180° 11' 36".62	4h. 38m. 57.6s. m. t. 1m. 43.23s. s. t. 195° 25' 48".39	4h. 41m. 54.2s. m. t. 4m. 40.31s. s. t. 196° 10' 4".64	5h. 38m. 32.9s. m. t. 1m. 28.31s. s. t. 210° 22' 4".72
μ	$\phi' = 54^\circ 31' 58''.36$ 2.25h.	$\log. \rho = 9.9990344$ 3.3h.	3.3h.	4.25h.
Assume T				
$\mu - A$	52° 59' 59".28	68° 11' 41".69	68° 55' 57".94	83° 5' 42".89
D	19° 4' 0".50	19° 3' 24".99	19° 3' 24".99	19° 2' 52".84
$\rho \cos. \phi'$	9.7626389	9.7626389	9.7626389	9.7626389
$\sin. (\mu - A)$	9.9023474	9.9677599	9.9699558	9.9968388
$\log. \xi$	9.6649863	9.7303988	9.7325947	9.7594777
ξ	+ .462366	+ .537525	+ .540250	+ .574748
$\rho \sin. \phi'$	9.9098980	9.9098980	9.9098980	9.9098980
$\cos. D$	9.9754953	9.9755212	9.9755212	9.9755446
$\log. (1)$	9.8853983	9.8854192	9.8854192	9.8854426
$\rho \cos. \phi'$	9.7626389	9.7626389	9.7626389	9.7626389
$\sin. D$	9.5141097	9.5138933	9.5138933	9.5136974
$\cos. (\mu - A)$	9.7794650	9.5699006	9.5556545	9.0799738
$\log. (2)$	9.0562136	8.8464328	8.8321867	8.3563101
(1)	+ .768057	+ .768103	+ .768103	+ .768144
(2)	+ .113819	+ .070215	+ .067950	+ .022715
(1) - (2) = η	+ .654238	+ .697888	+ .700153	+ .745429

$\rho \sin. \phi'$	9.9098980	9.9098980	9.9098980	9.9098980	9.9098980	9.9098980
$\sin. D$	9.5141097	9.5138933	9.5138933	9.5138933	9.5138933	9.5136974
$\log. (3)$	9.4240077	9.4237913	9.4237913	9.4237913	9.4237913	9.4235954
$\rho \cos. \phi'$	9.7626389	9.7626389	9.7626389	9.7626389	9.7626389	9.7626389
$\cos. D$	9.9754953	9.9755212	9.9755212	9.9755212	9.9755212	9.9755446
$\cos. (\mu - A)$	9.7794650	9.5699006	9.5699006	9.5565445	9.0799738	9.0799738
$\log. (4)$	9.5175992	9.3080607	9.3080607	9.2938146	8.8181573	8.8181573
(3)	+ .265465	+ .265333	+ .265333	+ .265333	+ .265333	+ .265213
(4)	+ .329306	+ .203264	+ .203264	+ .196705	+ .196705	+ .065790
(3)+(4)= ζ	+ .594771	+ .468597	+ .468597	+ .462088	+ .462088	+ .331003
$\log. \zeta$	9.7743498	9.6707995	9.6707995	9.6646777	9.6646777	9.5198319
$\log. i$	7.6632481	7.6611347 n	7.6611347 n	7.6611347 n	7.6611347 n	7.6632519
$\log. i\zeta$	7.4375979	7.3319342 n	7.3319342 n	7.3258124 n	7.3258124 n	7.1830838
l	+ .534162	+ .012199	+ .012199	+ .012199	+ .012199	+ .533977
$i\zeta$	+ .002739	- .002148	- .002148	- .002117	- .002117	+ .001524
$l - i\zeta = L$	+ .531423	+ .014347	+ .014347	+ .014316	+ .014316	+ .532453
x_0	- .057369	+ .540639	+ .540639	+ .540639	+ .540639	+ 1.081623
ξ	+ .462366	+ .537525	+ .537525	+ .540250	+ .540250	+ .574748
$x_0 - \xi$	- .519735	+ .003114	+ .003114	+ .000389	+ .000389	+ .506875
y_0	+ .781216	+ .693200	+ .693200	+ .693200	+ .693200	+ .613242
η	+ .654238	+ .697888	+ .697888	+ .700153	+ .700153	+ .745429
$y_0 - \eta$	+ .126978	- .004688	- .004688	- .006953	- .006953	- .132187

	Beginning.	Beginning of total Darkness.	End of total Darkness.	End.
$\log. (x_0 - \xi)$	9.7157820 n	7.4933186	6.5899496	9.7049009
$\log. (y_0 - \eta)$	9.1037285	7.6709876 n	7.8421722 n	9.1211887 n
tang. M	0.6120535 n	9.8223310 n	8.7477774 n	0.5837122 n
M	283° 43' 45".0	146° 24' 21".4	176° 47' 52".1	104° 36' 59".4
sin. M	9.9874108 n	9.7429647	8.7470987	9.9857123
m	9.7283712	7.7503539	7.8428509	9.7191886
x'	+ .569543	+ .569495		+ .569395
y'	-.083642	-.084004		-.084328
$\log. x'$	9.7555265	9.7554899		9.7554137
$\log. y'$	8.9224244 n	8.9243000 n		8.9259718 n
tang. N	0.8331021 n	0.8311899 n		0.8294419 n
N	98° 21' 16".7	98° 23' 27".5	98° 23' 27".5	98° 25' 27".6
sin. N	9.9953665	9.9953260		9.9952886
n	9.7601600	9.7601639		9.7601251
M-N	185° 22' 28".3	48° 0' 53".9		6° 11' 31".8
sin. (M-N)	8.9715806 n	9.8711756		9.0328742
m	9.7283712	7.7503539		9.7191886
comp. L	0.2745596	1.8432389		0.2737187
sin. ψ	8.9745114 n	9.4647684		9.0257815
ψ	354° 35' 20".3	16° 57' 10".7	151° 32' 30".8	173° 54' 30".7
M-N + ψ	179° 57' 48".6	64° 58' 4".6	229° 56' 55".4	180° 6' 2".5

Hence we obtain the following equations for Königsberg :

$$\begin{aligned}\omega &= 1\text{h. } 22\text{m. } 48.20\text{s.} + 1.6809 \Delta a - .4118 \Delta \delta, \\ \omega &= 1\text{h. } 22\text{m. } 46.97\text{s.} + 1.7805 \Delta a + .2681 \Delta \delta, \\ \omega &= 1\text{h. } 22\text{m. } 44.24\text{s.} + 1.5677 \Delta a - 1.1749 \Delta \delta, \\ \omega &= 1\text{h. } 22\text{m. } 38.64\text{s.} + 1.6765 \Delta a - .4341 \Delta \delta.\end{aligned}$$

If we assume the longitude of Königsberg equal to 1h. 22m. 0.5s., we shall have

$$\begin{aligned}0 &= 47.70\text{s.} + 1.6809 \Delta a - .4118 \Delta \delta, \\ 0 &= 46.47\text{s.} + 1.7805 \Delta a + .2681 \Delta \delta, \\ 0 &= 43.74\text{s.} + 1.5677 \Delta a - 1.1749 \Delta \delta, \\ 0 &= 38.14\text{s.} + 1.6765 \Delta a - .4341 \Delta \delta.\end{aligned}$$

These equations should be solved by the method of least squares, explained in Art. 239. Multiplying each equation by the coefficient of Δa in that equation, and taking the sum of all these products, we obtain

$$0 = 295.4297 + 11.2638 \Delta a - 2.7844 \Delta \delta.$$

Multiplying each equation by the coefficient of $\Delta \delta$ in that equation, and taking the sum of all these products, we obtain

$$0 = -75.1291 - 2.7844 \Delta a + 1.8102 \Delta \delta.$$

Solving these equations in the usual manner, we find

$$\begin{aligned}\Delta \delta &= +1''.87 = \text{error in declination,} \\ \cos. \delta \Delta a &= -25''.77,\end{aligned}$$

or the error in right ascension = $-27''.26$.

Δa in the above equations is used, for the sake of brevity, in place of $\cos. \delta \Delta a$. The error in right ascension is multiplied by $\cos. \delta$, to reduce it to an arc of a great circle.

Computation for Washington.

	Beginning.	End.
t	7h. 21m. 31.2s. m. t. 3h. 43m. 49.35s. s. t.	8h. 50m. 38.0s. m. t. 5h. 13m. 10.79s. s. t.
μ	$55^\circ 57' 20''.2$ $\phi' = 38^\circ 42' 24''.7$	$78^\circ 17' 41''.8$ $\log. \rho = 9.9994302$
Assume T	0.5h.	2.0h.
$\mu - A$	$-71^\circ 10' 8''.2$	$-48^\circ 53' 20''.0$
D	$19^\circ 4' 59''.7$	$19^\circ 4' 9''.0$
$\rho \cos. \phi'$	9.8917227	9.8917227
$\sin. (\mu - A)$	9.9761089 n	9.8770463 n
$\log. \xi$	9.8678316 n	9.7687690 n
ξ	-.737618	-.587177

	Beginning.	End.
$\rho \sin. \phi'$	9.7955437	9.7955437
cos. D	9.9754523	9.9754892
log. (1)	9.7709960	9.7710329
$\rho \cos. \phi'$	9.8917227	9.8917227
sin. D	9.5144703	9.5141615
cos. ($\mu - A$)	9.5089050	9.8179099
log. (2)	8.9150980	9.2237941
(1)	+ .590196	+ .590246
(2)	+ .082243	+ .167415
(1) - (2) = η	+ .507953	+ .422831
$\rho \sin. \phi'$	9.7955437	9.7955437
sin. D	9.5144703	9.5141615
log. (3)	9.3100140	9.3097052
$\rho \cos. \phi'$	9.8917227	9.8917227
cos. D	9.9754523	9.9754892
cos. ($\mu - A$)	9.5089050	9.8179099
log. (4)	9.3760800	9.6851218
(3)	+ .204180	+ .204035
(4)	+ .237728	+ .484308
(3) + (4) = ζ	+ .441908	+ .688343
log. ζ	9.6453318	9.8378049
log. i	7.6632448	7.6632477
log. $i\zeta$	7.3085766	7.5010526
l	.534242	.534181
$i\zeta$.002035	.003170
$l - i\zeta = L$.532207	.531011
x_0	-1.054056	-0.199758
ξ	-0.737618	-0.587177
$x_0 - \xi$	-0.316438	+0.387419
y_0	+0.927049	+0.802116
η	+0.507953	+0.422831
$y_0 - \eta$	+0.419096	+0.379285
log. ($x_0 - \xi$)	9.5002887 n	9.5881809
log. ($y_0 - \eta$)	9.6223135	9.5789657
tang. M	9.8779752 n	0.0092152
M	322° 56' 43".5	45° 36' 28".2
sin. M	9.7800115 n	9.8540438
m	9.7202772	9.7341371

	Beginning.	End.
x'	+ .569487	+ .569544
y'	-.083015	-.083555
log. x'	9.7554838	9.7555272
log. y'	8.9191566 n	8.9219724 n
tang. N	0.8363272 n	0.8335548 n
N	98° 17' 37".2	98° 20' 45".8
sin. N	9.9954341	9.9953761
n	9.7600497	9.7601511
M - N	224° 39' 6".3	307° 15' 42".4
sin. (M - N)	9.8468292 n	9.9008463 n
m	9.7202772	9.7341371
comp. L	0.2739194	0.2748965
sin. ψ	9.8410258 n	9.9098799 n
ψ	316° 5' 41".3	234° 21' 4".7
M - N + ψ	180° 44' 47".6	181° 36' 47".1
sin. (M - N + ψ)	8.1149272 n	8.4494768 n
m	9.7202772	9.7341371
comp. n	0.2399503	0.2398489
cosec. ψ	0.1589742 n	0.0901201 n
$s = 3600$	3.5563025	3.5563025
log. T'	1.7904314	2.0698854
T'	-61.72s.	-117.46s.
$t - T - T'$	-5h. 7m. 27.08s.	-5h. 7m. 24.54s.
N - ψ	142° 11' 55".9	223° 59' 41".1
$s = 3600$	3.5563025	3.5563025
comp. 206265	4.6855749	4.6855749
comp. n	0.2399503	0.2398489
cosec. π	1.7547617	1.7545655
h	0.2365894	0.2362918
sin. (N - ψ)	9.7874058	9.8417300 n
sec. ψ	0.1423731	0.2344702 n
	0.1663683	0.3124920
coefficient of cos. $\delta\Delta\alpha$	+1.4668	+2.0535
h	0.2365894	0.2362918
cos. (N - ψ)	9.8977056 n	9.8569725 n
sec. ψ	0.1423731	0.2344702 n
	0.2766681 n	0.3277345
coefficient of $\Delta\delta$	-1.8909	+2.1268

Hence we obtain the following equations for Washington:

$$\omega = -5\text{h. } 7\text{m. } 27.08\text{s.} + 1.4668\Delta\alpha - 1.8909\Delta\delta,$$

$$\omega = -5\text{h. } 7\text{m. } 24.54\text{s.} + 2.0535\Delta\alpha + 2.1268\Delta\delta.$$

Employing the values of $\cos. \delta \Delta \alpha$ and $\Delta \delta$, found on page 334, we obtain

$$\omega = -5\text{h. } 7\text{m. } 27.08\text{s.} - 37.79\text{s.} - 3.54\text{s.} = -5\text{h. } 8\text{m. } 8.41\text{s.}$$

$$\omega = -5\text{h. } 7\text{m. } 24.54\text{s.} - 52.91\text{s.} + 3.98\text{s.} = -5\text{h. } 8\text{m. } 13.47\text{s.}$$

The mean of the two results is

$$\omega = -5\text{h. } 8\text{m. } 10.94\text{s.},$$

which is the longitude of Washington from Greenwich, according to the observations of the solar eclipse of July 28, 1851.

SECTION VII.

BESSEL'S METHOD OF COMPUTING THE LONGITUDE OF A PLACE AND THE ERROR OF THE TABLES FROM AN OBSERVED OCCULTATION.

(339.) The formulæ of the preceding section are applicable to an occultation of a fixed star, with the modifications indicated in Art. 295. The computation of e , A , D , g , i , and l is dispensed with, as also z and ζ . We must compute the values of x and y from the formulæ

$$x = \frac{\cos. \delta \sin. (a - A)}{\sin. \pi},$$

$$y = \frac{\sin. (\delta - D) \cos.^2 \frac{1}{2}(a - A) + \sin. (\delta + D) \sin.^2 \frac{1}{2}(a - A)}{\sin. \pi}.$$

Also the values of ξ and η from the formulæ

$$\xi = \rho \cos. \phi' \sin. (\mu - A),$$

$$\eta = \rho \sin. \phi' \cos. D - \rho \cos. \phi' \sin. D \cos. (\mu - A),$$

where μ represents the *observed* sidereal time of immersion or emersion.

Let T represent the approximate time of the first meridian, corresponding to the phase observed.

Let x_0 represent the value of x for the time T ;

y_0 represent the value of y for the time T ;

x' represent the hourly variation of x ;

y' represent the hourly variation of y .

$$m \sin. M = x_0 - \xi,$$

$$m \cos. M = y_0 - \eta,$$

$$n \sin. N = x',$$

$$n \cos. N = y',$$

Y

$$\sin. \psi = \frac{m}{k} \sin. (M - N),$$

$$\log. k = 9.4353665.$$

For immersion, ψ must be taken in the first or fourth quadrant; for emersion, in the second or third quadrant.

$$T' = -\frac{m \sin. (M - N + \psi)}{n \sin. \psi} = -\frac{m}{n} \cos. (M - N) - \frac{k \cos. \psi}{n}.$$

Then

$$\omega = t - T - T' + h \frac{\sin. (N - \psi)}{\cos. \psi} \cos. \delta \Delta a + h \frac{\cos. (N - \psi)}{\cos. \psi} \Delta \delta,$$

where
$$h = \frac{s}{206265 \cdot n \sin. \pi};$$

$s = 3600$ = the number of seconds in an hour;

t = the observed mean time of immersion or emersion.

(340.) *Example.* On the 23d of January, 1850, the occultation of α Tauri was observed as follows:

At Greenwich, England.

Immersion 13h. 32m. 38.66s. Greenwich m. t.
Emersion 14h. 1m. 24.52s. " "

At Cambridge, Massachusetts.

Immersion 7h. 14m. 39.05s. Cambridge m. t.
Emersion 8h. 29m. 50.25s. " "

It is required to determine the longitude of Cambridge from Greenwich.

We will first determine the error of the tables according to the Greenwich observations. The co-ordinates x and y have already been given on page 294.

Computation for Greenwich,

$$\phi' = 51^\circ 17' 24''.6.$$

	Immersion.			Emersion.		
	<i>h.</i>	<i>m.</i>	<i>s.</i>	<i>h.</i>	<i>m.</i>	<i>s.</i>
t	13	32	38.66 m. t.	14	1	24.52 m. t.
μ	9	44	43.78 s. t.	10	13	34.37 s. t.
A	4	27	19.54	4	27	19.54
$\mu - A$	5	17	24.24	5	46	14.83
In arc	79° 21' 3''.6			86° 33' 42''.45		
x_0	.503232			.787997		
y_0	.467948			.519616		
x'	.593999			.593978		
y'	.107785			.107762		

	Immersion.	Emersion.
ρ	9.9991134	9.9991134
cos. ϕ'	9.7961416	9.7961416
sin. $(\mu - A)$	9.9924552	9.9992176
log. ξ	9.7877102	9.7944726
ξ	.613353	.622978
ρ	9.9991134	
sin. ϕ'	9.8922744	
cos. D	9.9824020	
log. (1)	9.8737898	
ρ cos. ϕ'	9.7952550	9.7952550
sin. D	9.4456150	9.4456150
cos. $(\mu - A)$	9.2666830	8.7779489
log. (2)	8.5075530	8.0188189
(1)	.747807	.747807
(2)	.032178	.010443
(1) - (2) = η	.715629	.737364
$x_0 - \xi$	-.110121	+.165019
$y_0 - \eta$	-.247681	-.217748
log. $(x_0 - \xi)$	9.0418701 _n	9.2175340
log. $(y_0 - \eta)$	9.3938927 _n	9.3379542 _n
tang. M	9.6479774	9.8795798 _n
M	203° 58' 13''.2	142° 50' 36''.8
sin. M	9.6088078 _n	9.7810323
m	9.4330623	9.4365017
log. x'	9.7737857	9.7737703
log. y'	9.0325583	9.0324656
tang. N	0.7412274	0.7413047
N	79° 42' 54''.8	79° 43' 1''.2
sin. N	9.9929653	9.9929678
n	9.7808204	9.7808025
M - N	124° 15' 18''.4	63° 7' 35''.6
sin. (M - N)	9.9172630	9.9503684
m	9.4330623	9.4365017
comp. k	0.5646335	0.5646335
sin. ψ	9.9149588	9.9515036
ψ	55° 18' 7''.2	116° 34' 33''.5
M - N + ψ	179° 33' 25''.6	179° 42' 9''.1
sin. (M - N + ψ)	7.8881678	7.7153218
m	9.4330623	9.4365017
comp. n	0.2191796	0.2191975
cosec. ψ	0.0850412	0.0484964
$s = 3600$	3.5563025	3.5563025
log. T'	1.1817534	0.9758199
T'	-15.20s.	-9.46s.

	Immersion.	Emerison.
$N - \psi$	$24^\circ 24' 47''.6$	$-36^\circ 51' 32''.3$
$s = 3600$	3.5563025	3.5563025
comp. 206265	4.6855749	4.6855749
comp. n	0.2191796	0.2191975
cosec. π	1.7589910	1.7588792
h	0.2200480	0.2199541
sin. $(N - \psi)$	9.6162807	9.7780408 _n
sec. ψ	0.2446963	0.3493195 _n
	0.0810250	0.3473144
coefficient of cos. $\delta\Delta\alpha$	+1.2051	+2.2249
h	0.2200480	0.2199541
cos. $(N - \psi)$	9.9593220	9.9031521
sec. ψ	0.2446963	0.3493195 _n
	0.4240663	0.4724257 _n
coefficient of $\Delta\delta$	+2.6550	-2.9677

Hence we have the two equations,

$$0 = 15.20 + 1.2051\Delta\alpha + 2.6550\Delta\delta,$$

$$0 = 9.46 + 2.2249\Delta\alpha - 2.9677\Delta\delta.$$

From which we obtain

$$\cos. \delta\Delta\alpha = -7''.405,$$

$$\Delta\delta = -2''.364.$$

Computation for Cambridge.

	Immersion.			Emerison.		
	h.	m.	s.	h.	m.	s.
t	7	14	39.05 m. t.	8	29	50.25 m. t.
μ	3	26	28.81 s. t.	4	41	52.36 s. t.
A	4	27	19.54	4	27	19.54
$\mu - A$	-1	0	50.73	14	32.82	
In arc	-15°	12'	40''.95	3°	38'	12''.3
Assume T	12h.			13.25h.		
x_0	-.413936			+.328553		
y_0	+.301478			+.436250		
x'	+.593945			+.593997		
y'	+.107833			+.107795		
$\rho \cos. \phi'$	9.8691208			9.8691208		
sin. $(\mu - A)$	9.4189320 _n			8.8022991		
log. ξ	9.2880528 _n			8.6714199		
ξ	-.194112			+.046927		

	Immersion.	Emeraion.
$\rho \sin. \phi'$	9.8264412	
cos. D	9.9824020	
log. (1)	9.8088432	
$\rho \cos. \phi'$	9.8691208	9.8691208
sin. D	9.4456150	9.4456150
cos. ($\mu - A$)	9.9845113	9.9991246
log. (2)	9.2992471	9.3138604
(1)	+ .643937	+ .643937.
(2)	+ .199181	+ .205997
(1) - (2) = η	+ .444756	+ .437940
$x_0 - \xi$	- .219824	+ .281626
$y_0 - \eta$	- .143278	- .001690
log. ($x_0 - \xi$)	9.3420751 n	9.4496727
log. ($y_0 - \eta$)	9.1561795 n	7.2278867 n
tang. M	0.1858956	2.2217860 n
M	236° 54' 15".5	90° 20' 37".8
sin. M	9.9231195 n	9.9999922
m	9.4189556	9.4496805
log. x'	9.7737463	9.7737842
log. y'	9.0327517	9.0325986
tang. N	0.7409946	0.7411856
N	79° 42' 35".3	79° 42' 51".3
sin. N	9.9929578	9.9929640
n	9.7807885	9.7808202
M - N	157° 11' 40".2	10° 37' 46".5
sin. (M - N)	9.5883883	9.2658995
m	9.4189556	9.4496805
comp. k	0.5646335	0.5646335
sin. ψ	9.5719774	9.2802135
ψ	21° 54' 54".0	169° 0' 35".6
M - N + ψ	179° 6' 34".2	179° 38' 22".1
sin. (M - N + ψ)	8.1914938	7.7988132
m	9.4189556	9.4496805
comp. n	0.2192115	0.2191798
cosec. ψ	0.4280226	0.7197865
$s = 3600$	3.5563025	3.5563025
log. T'	1.8139860	1.7437625
T'	-65.16s.	-55.43s.
$\omega = t - T - T'$	-4h. 44m. 15.79s.	-4h. 44m. 14.32s.
N - ψ	57° 47' 41".3	-89° 17' 44".3
$s = 3600$	3.5563025	3.5563025
comp. 206265	4.6855749	4.6855749
comp. n	0.2192115	0.2191798
cosec. π	1.7593527	1.7590595

	Immersion.	Emersion.
h	0.2204416	0.2201167
sin. $(N-\psi)$	9.9274447	9.9999672 _n
sec. ψ	0.0325744	0.0080389 _n
	0.1804607	0.2281228
coefficient of $\cos. \delta\Delta\alpha$	+1.5152	+1.6909
h	0.2204416	0.2201167
cos. $(N-\psi)$	9.7266889	8.0896618
sec. ψ	0.0325744	0.0080389 _n
	9.9797049	8.3178174 _n
coefficient of $\Delta\delta$	+ .9543	- .0208

Hence we obtain the following equations for Cambridge :

$$\omega = -4\text{h. } 44\text{m. } 15.79\text{s.} + 1.5152\Delta\alpha + .9543\Delta\delta,$$

$$\omega = -4\text{h. } 44\text{m. } 14.32\text{s.} + 1.6909\Delta\alpha - .0208\Delta\delta.$$

Employing the values of $\Delta\alpha$ and $\Delta\delta$, found on page 340, we obtain

$$\omega = -4\text{h. } 44\text{m. } 15.79\text{s.} - 11.22\text{s.} - 2.26\text{s.} = -4\text{h. } 44\text{m. } 29.27\text{s.}$$

$$\omega = -4\text{h. } 44\text{m. } 14.32\text{s.} - 12.52\text{s.} + 0.05\text{s.} = -4\text{h. } 44\text{m. } 26.79\text{s.}$$

The mean of the two results is

$$\omega = -4\text{h. } 44\text{m. } 28.03\text{s.},$$

which is the longitude of Cambridge from Greenwich, according to the observations of the occultation of α Tauri, January 23, 1850.

(341.) *Ex. 2.* On the 15th of April, 1850, the occultation of α Tauri was observed as follows :

At Königsberg, Prussia.

Immersion 10h. 57m. 43.7s. Königsberg m. t.

Emersion 11h. 47m. 47.6s. " "

At Cambridge, Massachusetts.

Immersion 2h. 1m. 52.45s. Cambridge m. t.

Emersion 3h. 1m. 38.35s. " "

It is required to determine the longitude of Cambridge.

According to the Nautical Almanac, the following are the places of the moon necessary for this computation :

Greenwich m. t.	a.		d.			r.		
h.	m.	s.	°	'	"	°	'	
6	4	23	45.41	+16	40	0.1	58	55.22
7	4	26	10.13	16	46	30.5	58	55.87
8	4	28	35.06	16	52	54.7	58	56.50
9	4	31	0.20	16	59	12.7	58	57.12
10	4	33	25.53	17	5	24.4	58	57.72
11	4	35	51.06	17	11	29.7	58	58.32

According to Mr. Adams' tables, each of the preceding parallaxes should be increased by 5".1.

The position of α Tauri was

$$A = 4\text{h. } 27\text{m. } 18.26\text{s.}; D = +16^{\circ} 12' 1''.7.$$

The sidereal time at Greenwich mean noon, April 15, was
1h. 33m. 8.96s.

The following recapitulation of the formulæ most frequently used in an observatory is added for convenience of reference.

To compute the corrections to be applied to the observed transit of a star, in order to obtain the correct apparent right ascension. See page 73.

$$\text{R. A.} = T + dt + a \cdot \frac{\sin. z}{\cos. \delta} + b \cdot \frac{\cos. z}{\cos. \delta} + \frac{c}{\cos. \delta}.$$

By a close circumpolar star (see page 69),

$$a = \frac{1}{2} \Delta \sec. \phi \cot. \delta.$$

By two stars differing considerably in declination (see page 70),

$$a = \frac{\Delta' \cos. \delta \cos. \delta'}{\cos. \phi \sin. (\delta' - \delta)}.$$

R. A. = the apparent right ascension required;

T = the observed time of transit, as shown by the clock;

dt = the correction for the error of the clock, plus when the clock is too slow;

z = the zenith distance of the star;

δ = the declination of star observed;

δ' = the declination of the second star;

a = the deviation of the telescope in azimuth, plus when the eastern pivot deviates to the north of east.

b = the inclination of the axis of the telescope (see page 63), plus when the west end of the axis is too high;

c = the error in collimation (see page 65), plus when the mean of the wires falls on the east side of the optical axis;

Δ = the interval between two successive transits, minus 12 hours;

Δ' = the difference of the observed times, minus the difference of right ascensions;

ϕ = the latitude of the place;

$z = \phi - \delta$, if the observations be made to the south;

$z = \delta - \phi$, if to the north, *above* the pole;

$z = 180^\circ - (\phi + \delta)$, if to the north, *below* the pole.

To find the altitude, azimuth, and parallactic angle of a star, its declination and hour angle being given, as well as the latitude of the place. See pages 108 and 110.

$$\begin{aligned} \text{tang. } y &= \cos. P \cot. \delta; \\ \cos. z &= \frac{\sin. \delta \sin. (y + \phi)}{\cos. y}; \\ \sin. (y + \phi) &= \frac{\cos. z \cos. y}{\sin. \delta}; \\ \cot. A &= \frac{\cot. P \cos. (y + \phi)}{\sin. y}; \\ \sin. p &= \frac{\cos. \phi \sin. P}{\sin. z}. \end{aligned}$$

A = the azimuth of the star, counted from the north;

z = the zenith distance of the star;

P = the hour angle of the star;

δ = the declination of the star;

ϕ = the latitude of the place;

p = the parallactic angle.

When only p is required,

$$\begin{aligned} \text{tang. } x &= \cos. P \cot. \phi; \\ \text{tang. } p &= \frac{\sin. x \text{ tang. } P}{\cos. (x + \delta)}. \end{aligned}$$

To compute the distance between two stars whose right ascensions and declinations are known. See page 111.

$$\begin{aligned} \cot. B &= \cos. (a - a') \cot. \delta; \\ \cos. x &= \frac{\cos. (\delta' - B) \sin. \delta}{\sin. B}. \end{aligned}$$

a = the right ascension of one star;

δ = its declination;

a' = the right ascension of the second star;

δ' = its declination;

x = the angular distance required.

To compute the hour angle at the pole : the latitude of the place, the declination, and zenith distance of the sun or star being given. See page 133.

$$\sin. \frac{1}{2}P = \sqrt{\frac{\sin. \left\{ \frac{z + \phi - \delta}{2} \right\} \times \sin. \left\{ \frac{z - \phi + \delta}{2} \right\}}{\cos. \phi \cos. \delta}}$$

P = the hour angle at the pole ;
 φ = the latitude of the place ;
 δ = the declination of the star ;
 z = the true zenith distance of the star.

To compute the correction for the reduction to the meridian. See page 142.

$$x = \frac{2 \sin.^2 \frac{1}{2}P \cos. \phi \cos. \delta}{\sin. 1'' \sin. z} - \left(\frac{\sin.^2 \frac{1}{2}P \cos. \phi \cos. \delta}{\sin. z} \right)^2 \frac{2 \cot. z}{\sin. 1''}$$

P = the hour angle at the pole, as shown by a well-regulated clock ;
 φ = the latitude of the place ;
 δ = the declination of the star ;
 z = the meridional zenith distance of the star ;
 x = the required correction in seconds.

To compute the latitude of a place, from observations of the pole star at any time of the day. See page 152.

$$\phi = H - d \cos. P + \frac{1}{2} \sin. 1'' (d \sin. P)^2 \text{ tang. } H - \frac{1}{2} \sin.^2 1'' (d \cos. P) (d \sin. P)^2$$

H = the observed altitude of the star, corrected for refraction ;
 d = the apparent polar distance of the star, expressed in seconds of arc ;
 P = the hour angle of the star from the meridian ;
 φ = the latitude required.

To find the altitude and hour angle of a star when it is upon the prime vertical, together with the latitude of the place.
See pages 113 and 157.

$$\begin{aligned}\cos. P &= \cot. \phi \text{ tang. } \delta; \\ \sin. A &= \frac{\sin. \delta}{\sin. \phi}; \\ \cos. A &= \sin. P \cos. \delta; \\ \text{tang. } \phi &= \frac{\text{tang. } \delta}{\cos. P}; \\ \sin. \phi &= \frac{\sin. \delta}{\sin. A}; \\ \cos. \phi &= \cot. P \cot. A.\end{aligned}$$

P = the hour angle of the star at the pole;
 A = the altitude of the star;
 δ = the declination of the star;
 ϕ = the latitude of the place.

To find the longitude and latitude of a star when its right ascension and declination are known, and vice versâ. See pages. 174 and 176.

Make $\text{tang. } a = \sin. R. A. \cdot \cot. \text{Dec.}$

$$\begin{aligned}\text{tang. } L &= \sin. (a + \omega) \text{ tang. } R. A. \text{ cosec. } a, \\ \text{tang. } l &= \cot. (a + \omega) \sin. L, \\ \sin. l &= \cos. (a + \omega) \sin. \text{Dec. sec. } a, \\ \sin. L &= \text{tang. } (a + \omega) \text{ tang. } l.\end{aligned}$$

Make $\text{tang. } a = \sin. L \cot. l.$

$$\begin{aligned}\text{tang. } R. A. &= \sin. (a - \omega) \text{ tang. } L \text{ cosec. } a, \\ \text{tang. } \text{Dec.} &= \cot. (a - \omega) \sin. R. A. \\ \sin. \text{Dec.} &= \cos. (a - \omega) \sin. l \text{ sec. } a, \\ \sin. R. A. &= \text{tang. } (a - \omega) \text{ tang. } \text{Dec.}\end{aligned}$$

L = the longitude of the star;

l = the latitude of the star;

$R. A.$ = the right ascension of the star;

Dec. = the declination of the star;

ω = the obliquity of the ecliptic.

To compute the longitude, right ascension, and declination of the sun; any one of these quantities, together with the obliquity of the ecliptic, being given. See page 178.

$$\begin{aligned} \text{tang. R. A.} &= \text{tang. Long.} \cos. \omega; \\ \text{sin. R. A.} &= \text{tang. Dec.} \cot. \omega; \\ \text{tang. Dec.} &= \text{sin. R. A.} \text{ tang. } \omega; \\ \text{sin. Dec.} &= \text{sin. Long.} \sin. \omega; \\ \text{tang. Long.} &= \frac{\text{tang. R. A.}}{\cos. \omega}; \\ \text{sin. Long.} &= \frac{\text{sin. Dec.}}{\sin. \omega}; \\ \cos. \text{Long.} &= \cos. \text{R. A.} \cos. \text{Dec.}; \\ \cos. \text{R. A.} &= \frac{\cos. \text{Long.}}{\cos. \text{Dec.}}; \end{aligned}$$

Long. = the sun's longitude;
 R. A. = the sun's right ascension;
 Dec. = the sun's declination;
 ω = the obliquity of the ecliptic.

To compute the correction in time, to be applied to the mean of the times of observed equal altitudes of the sun, in order to obtain the time of its meridional passage. See page 128.

$$dP = \frac{d\delta}{15} (\text{tang. } \phi \text{ cosec. } P - \text{tang. } \delta \cot. P).$$

dP = the increase of the hour angle in time;
 $d\delta$ = increase of declination from the meridian to the afternoon observation;
 P = hour angle from the meridian, supposing no change in declination;
 δ = declination of the sun on the meridian;
 ϕ = the latitude of the place.

For the Angle of the Vertical.

$$\text{tang. } \phi' = \text{tang. } \phi \times 0.9933254.$$

For the Radius of the Earth.

$$r = \sqrt{\frac{\cos. \phi}{\cos. \phi' \cos. (\phi' - \phi)}}.$$

For the horizontal Parallax of any Place.

$$p = rP.$$

For the Moon's Parallax in Altitude.

1. $\sin. q = \sin. p \sin. (z + q).$
2. $\text{tang. } q = \frac{\sin. p \sin. z}{1 - \sin. p \cos. z}$
3. $q = \frac{\sin. p \sin. z}{\sin. 1''} + \frac{\sin.^2 p \sin. 2z}{\sin. 2''} + \frac{\sin.^3 p \sin. 3z}{\sin. 3''} +, \text{ etc.}$

For the Moon's Parallax in Right Ascension.

$$\text{Make } a = \frac{\sin. p \cos. \phi'}{\cos. \delta}.$$

1. $\sin. \Pi = a \sin. (h + \Pi).$
2. $\text{tang. } \Pi = \frac{a \sin. h}{1 - a \cos. h}$
3. $\Pi = \frac{a \sin. h}{\sin. 1''} + \frac{a^2 \sin. 2h}{\sin. 2''} + \frac{a^3 \sin. 3h}{\sin. 3''} +, \text{ etc.}$

For the Moon's Parallax in Declination.

$$1. \text{ tang. } \delta' = \left(1 - \frac{\sin. p \sin. \phi'}{\sin. \delta}\right) \frac{\sin. h'}{\sin. h} \text{ tang. } \delta.$$

$$\text{Make } \cot. b = \frac{\cos. (h + \frac{1}{2}\Pi) \cot. \phi'}{\cos. \frac{1}{2}\Pi},$$

$$c = \frac{\sin. p \sin. \phi'}{\sin. b}.$$

$$2. \sin. \pi = c \sin. (b - \delta + \pi).$$

$$3. \text{tang. } \pi = \frac{c \sin. (b - \delta)}{1 - c \cos. (b - \delta)}.$$

$$4. \pi = \frac{c \sin. (b - \delta)}{\sin. 1''} + \frac{c^2 \sin. 2(b - \delta)}{\sin. 2''} + \frac{c^3 \sin. 3(b - \delta)}{\sin. 3''} +, \text{ etc.}$$

For the hourly Variation of Parallax in Right Ascension.

$$d\Pi = \frac{p \cos. \phi' \cos. h dh}{\cos. \delta}.$$

For the hourly Variation of Parallax in Declination.

$$d\pi = p \cos. \phi' \sin. \delta \sin. h dh.$$

For the Augmentation of the Moon's Semi-diameter.

$$1. x = A \cdot s^2 \cos. z' + \frac{1}{2} A^2 s^3 + \frac{1}{2} A^2 s^3 \cos.^2 z' +, \text{ etc.,}$$

where

$$A = 0.00001779.$$

$$2. x = s \sin. \pi \cot. (b - \delta) - \frac{1}{2} s \sin.^2 \pi.$$

Notation.

- ϕ = the geographical latitude of the place ;
- ϕ' = the geocentric latitude of the place ;
- r = the radius of the earth, corresponding to the latitude ϕ ;
- z = the true zenith distance of the moon ;
- P = the moon's horizontal parallax at the equator ;
- p = the horizontal parallax at the place of observation ;
- q = the moon's parallax in altitude ;
- δ = the true declination of the moon ;
- δ' = the apparent declination of the moon ;
- h = the true hour angle at the pole = the sidereal time, *minus*
the moon's true right ascension ;
- h' = the apparent hour angle ;
- Π = the moon's parallax in right ascension ;
- π = the parallax in declination ;
- $d\Pi$ = the variation of parallax in right ascension ;
- $d\pi$ = the variation of parallax in declination ;
- s = the true semi-diameter of the moon.

TRIGONOMETRICAL FORMULÆ.

	Values of sin. A.	Values of cos. A.	Values of tang. A.
1.	$\cos. A \text{ tang. } A.$	$\frac{\sin. A}{\text{tang. } A}$	$\frac{\sin. A}{\cos. A}$
2.	$\frac{\cos. A}{\text{cot. } A}$	$\sin. A \text{ cot. } A.$	$\frac{1}{\text{cot. } A}$
3.	$\sqrt{1 - \cos.^2 A}.$	$\sqrt{1 - \sin.^2 A}.$	$\sqrt{\frac{1}{\cos.^2 A} - 1}.$
4.	$\frac{1}{\sqrt{1 + \text{cot.}^2 A}}$	$\frac{1}{\sqrt{1 + \text{tang.}^2 A}}$	$\frac{\sin. A}{\sqrt{1 - \sin.^2 A}}$
5.	$\frac{\text{tang. } A}{\sqrt{1 + \text{tang.}^2 A}}$	$\frac{\text{cot. } A}{\sqrt{1 + \text{cot.}^2 A}}$	$\frac{\sqrt{1 - \cos.^2 A}}{\cos. A}$
6.	$2 \sin. \frac{1}{2}A \cos. \frac{1}{2}A.$	$\cos.^2 \frac{1}{2}A - \sin.^2 \frac{1}{2}A.$	$\frac{2 \text{ tang. } \frac{1}{2}A}{1 - \text{tang.}^2 \frac{1}{2}A}$
7.	$\sqrt{\frac{1 - \cos. 2A}{2}}$	$1 - 2 \sin.^2 \frac{1}{2}A.$	$\frac{2 \text{ cot. } \frac{1}{2}A}{\text{cot.}^2 \frac{1}{2}A - 1}$
8.	$\frac{2 \text{ tang. } \frac{1}{2}A}{1 + \text{tang.}^2 \frac{1}{2}A}$	$2 \cos.^2 \frac{1}{2}A - 1.$	$\frac{2}{\text{cot. } \frac{1}{2}A - \text{tang. } \frac{1}{2}A}$
9.	$\frac{2}{\text{tang. } \frac{1}{2}A + \text{cot. } \frac{1}{2}A}$	$\sqrt{\frac{1 + \cos. 2A}{2}}$	$\text{cot. } A - 2 \text{ cot. } 2A.$
10.	$\frac{1}{\text{cosecant } A}$	$\frac{1 - \text{tang.}^2 \frac{1}{2}A}{1 + \text{tang.}^2 \frac{1}{2}A}$	$\frac{1 - \cos. 2A}{\sin. 2A}$
11.	$2 \sin.^2 (45^\circ + \frac{1}{2}A) - 1.$	$\frac{\text{cot. } \frac{1}{2}A - \text{tang. } \frac{1}{2}A}{\text{cot. } \frac{1}{2}A + \text{tang. } \frac{1}{2}A}$	$\frac{\sin. 2A}{1 + \cos. 2A}$
12.	$1 - 2 \sin.^2 (45^\circ - \frac{1}{2}A).$	$\frac{1}{1 + \text{tang. } A \text{ tang. } \frac{1}{2}A}$	$\sqrt{\frac{1 - \cos. 2A}{1 + \cos. 2A}}$
13.		$\frac{1}{\text{secant } A}$	

Relative to two Arcs, A and B.

$$\sin. (A + B) = \sin. A \cos. B + \cos. A \sin. B,$$

$$\sin. (A - B) = \sin. A \cos. B - \cos. A \sin. B,$$

$$\cos. (A + B) = \cos. A \cos. B - \sin. A \sin. B,$$

$$\cos. (A - B) = \cos. A \cos. B + \sin. A \sin. B,$$

$$\text{tang. } (A + B) = \frac{\text{tang. } A + \text{tang. } B}{1 - \text{tang. } A \cdot \text{tang. } B},$$

$$\text{tang. } (A - B) = \frac{\text{tang. } A - \text{tang. } B}{1 + \text{tang. } A \cdot \text{tang. } B},$$

$$\frac{\sin. (A + B)}{\sin. (A - B)} = \frac{\text{tang. } A + \text{tang. } B}{\text{tang. } A - \text{tang. } B} = \frac{\cot. B + \cot. A}{\cot. B - \cot. A},$$

$$\frac{\cos. (A + B)}{\cos. (A - B)} = \frac{\cot. B - \text{tang. } A}{\cot. B + \text{tang. } A} = \frac{\cot. A - \text{tang. } B}{\cot. A + \text{tang. } B},$$

$$\sin. A \cos. B = \frac{1}{2} \sin. (A + B) + \frac{1}{2} \sin. (A - B),$$

$$\cos. A \sin. B = \frac{1}{2} \sin. (A + B) - \frac{1}{2} \sin. (A - B),$$

$$\sin. A \sin. B = \frac{1}{2} \cos. (A - B) - \frac{1}{2} \cos. (A + B),$$

$$\cos. A \cos. B = \frac{1}{2} \cos. (A + B) + \frac{1}{2} \cos. (A - B),$$

$$\sin. A + \sin. B = 2 \sin. \frac{1}{2}(A + B) \cdot \cos. \frac{1}{2}(A - B),$$

$$\cos. A + \cos. B = 2 \cos. \frac{1}{2}(A + B) \cdot \cos. \frac{1}{2}(A - B),$$

$$\sin. A - \sin. B = 2 \sin. \frac{1}{2}(A - B) \cdot \cos. \frac{1}{2}(A + B),$$

$$\cos. B - \cos. A = 2 \sin. \frac{1}{2}(A - B) \cdot \sin. \frac{1}{2}(A + B),$$

$$\text{tang. } A + \text{tang. } B = \frac{\sin. (A + B)}{\cos. A \cdot \cos. B},$$

$$\cot. A + \cot. B = \frac{\sin. (A + B)}{\sin. A \cdot \sin. B},$$

$$\text{tang. } A - \text{tang. } B = \frac{\sin. (A - B)}{\cos. A \cdot \cos. B},$$

$$\cot. B - \cot. A = \frac{\sin. (A - B)}{\sin. A \cdot \sin. B},$$

$$\frac{\sin. A + \sin. B}{\sin. A - \sin. B} = \frac{\text{tang. } \frac{1}{2}(A + B)}{\text{tang. } \frac{1}{2}(A - B)},$$

$$\frac{\cos. B + \cos. A}{\cos. B - \cos. A} = \frac{\cot. \frac{1}{2}(A + B)}{\text{tang. } \frac{1}{2}(A - B)},$$

Z

Multiple Arcs.

$$\sin. 2A = 2 \sin. A \cos. A,$$

$$\sin. 3A = 2 \sin. 2A \cos. A - \sin. A,$$

$$\sin. 4A = 2 \sin. 3A \cos. A - \sin. 2A,$$

$$\cos. 2A = 2 \cos. A \cos. A - 1,$$

$$= 1 - 2 \sin.^2 A,$$

$$\cos. 3A = 2 \cos. 2A \cos. A - \cos. A,$$

$$\cos. 4A = 2 \cos. 3A \cos. A - \cos. 2A,$$

$$\text{tang. } 2A = \frac{2 \text{ tang. } A}{1 - \text{tang.}^2 A},$$

$$\text{tang. } 3A = \frac{\text{tang. } 2A + \text{tang. } A}{1 - \text{tang. } 2A \text{ tang. } A},$$

$$\text{tang. } 4A = \frac{\text{tang. } 3A + \text{tang. } A}{1 - \text{tang. } 3A \text{ tang. } A}.$$

Trigonometrical Series.

$$\sin. A = A - \frac{A^3}{2 \cdot 3} + \frac{A^5}{2 \cdot 3 \cdot 4 \cdot 5} - \frac{A^7}{2 \cdot 3 \cdot 4 \cdot 5 \cdot 6 \cdot 7} +, \text{ etc.},$$

$$\cos. A = 1 - \frac{A^2}{2} + \frac{A^4}{2 \cdot 3 \cdot 4} - \frac{A^6}{2 \cdot 3 \cdot 4 \cdot 5 \cdot 6} +, \text{ etc.},$$

$$\text{tang. } A = A + \frac{A^3}{3} + \frac{2A^5}{3 \cdot 5} + \frac{17A^7}{3^2 \cdot 5 \cdot 7} +, \text{ etc.},$$

$$\text{cot. } A = \frac{1}{A} - \frac{A}{3} + \frac{A^3}{3^2 \cdot 5} - \frac{2A^5}{3^3 \cdot 5 \cdot 7} -, \text{ etc.}$$

Differentials of Trigonometrical Lines.

$$d \sin. x = + \cos. x dx,$$

$$d \cos. x = - \sin. x dx,$$

$$d \text{ tang. } x = + \frac{dx}{\cos.^2 x},$$

$$d \text{ cot. } x = - \frac{dx}{\sin.^2 x}.$$

T A B L E S.

TABLE I.

POSITIONS OF THE PRINCIPAL FOREIGN OBSERVATORIES.

North Latitudes and West Longitudes are indicated by the sign +; South Latitudes and East Longitudes by the sign —.

Place.	Latitude.	Longitude from Washington in Time.			Longitude from Greenwich in Time.			Longitude from Greenwich in Arc.		
		h.	m.	s.	h.	m.	s.	h.	m.	s.
Abo	+60 26 56.8	— 6	37	20.0	— 1	29	8.8	— 22	17	11.4
Altona	+53 32 45.3	— 5	47	57.4	— 0	39	46.2	— 9	56	32.2
Armagh	+54 21 12.7	— 4	41	35.7	+ 0	26	35.5	+ 6	38	52.5
Athens	+37 58 20.0	— 6	43	6.4	— 1	34	55.2	— 23	43	47.8
Berlin	+52 30 16.7	— 6	1	46.1	— 0	53	34.9	— 13	23	43.9
Bilk	+51 12 25.0	— 5	35	16.1	— 0	27	4.9	— 6	46	13.9
Bonn	+50 43 45.0	— 5	36	35.7	— 0	28	24.5	— 7	6	6.9
Breslau	+51 6 56.0	— 6	16	21.2	— 1	8	10.0	— 17	2	30.0
Brussels	+50 51 10.7	— 5	25	38.8	— 0	17	27.6	— 4	21	54.0
Cambridge, England.	+52 12 51.8	— 5	8	34.7	— 0	0	23.5	— 0	5	53.1
Cape of Good Hope.	— 33 56 3.0	— 6	22	7.2	— 1	13	56.0	— 18	28	59.7
Christiania	+59 54 43.7	— 5	51	6.0	— 0	42	54.8	— 10	43	41.4
Copenhagen	+55 40 53.0	— 5	58	30.5	— 0	50	19.3	— 12	34	49.5
Cracow	+50 3 50.0	— 6	28	2.4	— 1	19	51.2	— 19	57	48.6
Dorpat	+58 22 47.1	— 6	55	5.8	— 1	46	54.6	— 26	43	38.4
Dublin	+53 23 13.0	— 4	42	49.2	+ 0	25	22.0	+ 6	20	30.0
Durham	+54 46 6.4	— 5	1	53.2	+ 0	6	18.0	+ 1	34	30.0
Edinburgh	+55 57 23.2	— 4	55	28.2	+ 0	12	43.0	+ 3	10	45.0
Florence	+43 46 40.8	— 5	53	12.9	— 0	45	1.7	— 11	15	24.9
Geneva	+46 11 58.8	— 5	32	48.9	— 0	24	37.7	— 9	24	25.2
Göttingen	+51 31 47.9	— 5	47	57.3	— 0	39	46.1	— 9	56	31.5
Gotha	+50 56 5.2	— 5	51	6.9	— 0	42	55.7	— 10	43	54.9
Greenwich	+51 28 38.2	— 5	8	11.2	0	0	0	0	0	0
Hamburgh	+53 33 5.0	— 5	48	4.8	— 0	39	53.6	— 9	58	23.4
Kasan	+55 47 23.1	— 8	24	43.1	— 3	16	31.9	— 49	7	58.9
Königsberg	+54 42 50.4	— 6	30	11.6	— 1	22	0.4	— 20	30	5.4
Kremsmünster	+48 3 23.8	— 6	4	44.6	— 0	56	33.4	— 14	8	21.3
Leipsic	+51 20 20.4	— 5	57	39.7	— 0	49	28.5	— 12	22	7.5
Leyden	+52 9 28.2	— 5	26	8.6	— 0	17	57.4	— 4	29	21.4
Liverpool	+53 24 47.8	— 4	56	11.1	+ 0	12	0.1	+ 3	0	1.7
Madras	+13 4 9.2	— 10	29	8.2	— 5	20	57.0	— 80	14	15.0
Mannheim	+49 29 12.9	— 5	42	2.7	— 0	33	51.5	— 8	27	52.5
Markree	+54 10 31.7	— 4	34	22.8	+ 0	33	48.4	+ 8	27	6.0
Marseilles	+43 17 49.0	— 5	29	40.2	— 0	21	29.0	— 5	22	14.8
Milan	+45 28 0.7	— 5	44	57.8	— 0	36	46.6	— 9	11	39.6
Modena	+44 38 52.8	— 5	51	55.2	— 0	43	44.0	— 10	55	59.5
Moscow	+55 45 19.8	— 7	38	28.5	— 2	30	17.3	— 37	34	19.3
Munich	+48 8 45.0	— 5	54	37.6	— 0	46	26.4	— 11	36	36.6
Naples	+40 51 46.6	— 6	5	12.1	— 0	57	0.9	— 14	15	13.9
Olmütz	+49 35 40.0	— 6	17	11.3	— 1	9	0.1	— 17	15	1.5
Oxford	+51 45 36.0	— 5	3	8.6	+ 0	5	2.6	+ 1	15	39.0
Padua	+45 24 2.5	— 5	55	40.2	— 0	47	29.0	— 11	52	15.4
Palermo	+38 6 44.0	— 6	1	36.7	— 0	53	25.5	— 13	21	21.9
Paramatta.	— 33 48 49.8	+ 8	47	42.6	— 10	4	6.2	— 151	1	33.7
Paris	+48 50 13.2	— 5	17	32.7	— 0	9	21.5	— 2	20	21.9
Petersburgh	+59 56 29.7	— 7	9	24.7	— 2	1	13.5	— 30	18	22.2
Prague	+50 5 18.5	— 6	5	53.2	— 0	57	42.0	— 14	25	29.4
Pulkowa	+59 46 18.7	— 7	9	29.9	— 2	1	18.7	— 30	19	40.1
Rome	+41 53 54.0	— 5	58	5.9	— 0	49	54.7	— 12	28	40.5
San Fernando	+36 27 45.0	— 4	43	22.1	+ 0	24	49.1	+ 6	12	17.1
Santiago	— 33 26 24.8	— 0	25	52.3	+ 4	42	18.9	+ 70	34	43.5
Senftenberg	+50 5 10.1	— 6	14	1.1	— 1	5	49.9	— 16	27	28.9
Vienna	+48 12 35.5	— 6	13	43.7	— 1	5	32.5	— 16	23	7.9
Wilna	+54 40 59.1	— 6	49	23.0	— 1	41	11.8	— 25	17	56.5

LATITUDES AND LONGITUDES OF PLACES IN THE UNITED STATES.

West Longitudes are considered as positive, East Longitudes as negative.

Place.	Latitude.	Longitude from Washington in Time.			Longitude from Greenwich in Time.			Longitude from Greenwich in Arc.		
		h.	m.	s.	h.	m.	s.	°	'	"
Burlington, Vt.	44 27	—	0	15 31	4 52	40	73	10		
Middlebury, Vt.	44 0	—	0	15 39	4 52	32	73	8		
Brunswick, Me., College....	43 53 0	—	0	28 31	4 39 40.1	69 55 1				
Hanover, N. H.	43 42	—	0	19 19	4 48 52	72 13				
Rochester, N. Y.	43 8 17	+	0	3 13	5 11 24	77 51				
Clinton, N. Y.	43 2	—	0	6 15	5 1 56	75 29				
Schenectady, N. Y.	42 48	—	0	12 31	4 55 40	73 55				
Williamstown, Mass.	42 42 49	—	0	15 18.6	4 52 52.6	73 13 10				
Albany, N. Y., Capitol....	42 39 3	—	0	13 11.9	4 54 59.3	73 44 49				
Beloit, Wis.	42 32	+	0	47 53	5 56 4	89 1				
Cambridge, Mass., Observat.	42 22 48.6	—	0	23 41.5	4 44 29.7	71 7 24.9				
Amherst, Mass., College....	42 22 15.6	—	0	18 5.2	4 50 6	72 31 28				
Boston, Mass., State House.	42 21 27.6	—	0	23 57	4 44 14	71 3 30.0				
Ann Arbor, Mich.	42 17	+	0	27 1	5 35 12	83 48				
Chicago, Ill.	41 52 20	+	0	42 9	5 50 20	87 35				
Providence, R. I., College ..	41 50 16.7	—	0	22 36.6	4 45 34.6	71 23 39.7				
Hartford, Conn., State House	41 45 59	—	0	17 28.2	4 50 43	72 40 45				
Middletown, Conn., College.	41 33 8	—	0	17 35	4 50 36	72 39 0				
West Point, N. Y.	41 23 25.6	—	0	12 23.1	4 55 48.1	73 57 1.0				
New Haven, Conn., Coll. Sp.	41 18 27.7	—	0	16 29.6	4 51 41.6	72 55 24.1				
Nantucket, Mass., Mitc. Obs.	41 16 57.2	—	0	27 48.6	4 40 22.6	70 5 39.0				
Hudson, Ohio, Observatory ..	41 14 42.6	+	0	17 32.1	5 25 43.3	81 25 48.9				
New York, City Hall	40 42 43.2	—	0	12 11.0	4 56 0.2	74 0 3.1				
Princeton, N. J., College....	40 20 52.1	—	0	9 34.2	4 58 37.0	74 39 15.3				
Canonsburgh, Penn.	40 17	+	0	13 5	5 21 16	80 19				
Carlisle, Penn.	40 12	+	0	0 41	5 8 52	77 13				
Crawfordsville, Ia.	40 3	+	0	39 5	5 47 16	86 49				
Philadelphia, High Sch. Obs.	39 57 7.5	—	0	7 33.6	5 0 37.6	75 9 23.4				
Jacksonville, Ill.	39 45	+	0	53 1	6 1 12	90 18				
Oxford, Ohio	39 30	+	0	30 53	5 39 4	84 46				
Athens, Ohio	39 21	+	0	20 17	5 28 28	82 7				
Baltimore, Wash. Monument	39 17 47.8	—	0	1 44.6	5 6 26.6	76 36 38.6				
Bloomington, Ia.	39 12	+	0	37 41	5 45 52	86 28				
Cincinnati, Ohio, Observatory	39 5 54	+	0	29 46.9	5 37 58.1	84 29 30.8				
Annapolis, Md., State House	38 58 40.2	—	0	2 14.6	5 5 56.6	76 29 9.4				
Georgetown, D. C., Observ...	38 54 26.1	+	0	0 6.2	5 8 17.4	77 4 21.0				
Washington, D. C., Observ...	38 53 39.3	0	0	0	5 8 11.2	77 2 48.0				
St. Louis, Mo.	38 37 28	+	0	52 49.5	6 1 0.7	90 15 10				
Lexington, Ky.	38 6	+	0	29 1	5 37 12	84 18				
Charlottesville, Va., Univers.	38 2 3	+	0	5 54.7	5 14 5.9	78 31 29				
San Francisco, Cal., San José	37 48 23.6	+	3	1 27.4	8 9 38.6	122 24 39.6				
Monterey, Cal., Observatory ..	36 37 59.9	+	2	59 26.3	8 7 37.5	121 54 22.0				
Nashville, Tenn., University	36 9 33	+	0	39 5.0	5 47 16.2	86 49 3				
Chapel Hill, N. C.	35 54 21	+	0	8 59	5 17 10	79 17 30				
Santa Fé, New Mexico	35 41 6	+	1	55 54	7 4 5.5	106 1 22				
Columbia, S. C.	33 57	+	0	16 17	5 24 28	81 7				
Athens, Ga.	33 54	+	0	25 37	5 33 48	83 27				
Tuscaloosa, Ala.	33 12	+	0	42 37	5 50 48	87 42				
Charleston, S. C., Gibbs' Ob.	32 47 5.3	+	0	11 32.8	5 19 44.0	79 55 59.8				
San Diego, Cal., Observat'y.	32 41 58.0	+	2	40 42.3	7 48 53.5	117 13 22.0				
Savannah, Ga., Exchange ..	32 4 53.4	+	0	16 9.9	5 24 21.1	81 5 16.8				
Mobile, Ala., Episcopal Spire ..	30 41 26.2	+	0	43 54.7	5 52 5.9	88 1 29.2				
New Orleans, City Hall	29 57 30	+	0	51 48.8	6 0 0	90 0 0				
Galveston, Tex., Court-house	29 18 14.5	+	1	10 55.0	6 19 6.2	94 46 33.8				

TABLE III.

To convert Hours, Minutes, and Seconds into Decimals of a Day.						To convert Decimals of a Day into Hours, Minutes, and Seconds.							
Hours.	Decimal.	Min.	Decimal.	Sec.	Decimal.	Dec.	H.	M.	S.	Dec.	H.	M.	S.
1	.0416+	1	.000694+	1	.0000116	.01	0	14	24	.61	14	38	24
2	.0833+	2	.001388+	2	.0000231	.02	0	28	48	.62	14	52	48
3	.1250+	3	.002083+	3	.0000347	.03	0	43	12	.63	15	7	12
4	.1666+	4	.002777+	4	.0000463	.04	0	57	36	.64	15	21	36
5	.2083+	5	.003472+	5	.0000579	.05	1	12	0	.65	15	36	0
6	.2500+	6	.004166+	6	.0000694	.06	1	26	24	.66	15	50	24
7	.2916+	7	.004861+	7	.0000810	.07	1	40	48	.67	16	4	48
8	.3333+	8	.005555+	8	.0000925	.08	1	55	12	.68	16	19	12
9	.3750+	9	.006250+	9	.0001042	.09	2	9	36	.69	16	33	36
10	.4166+	10	.006944+	10	.0001157	.10	2	24	0	.70	16	48	0
11	.4583+	11	.007638+	11	.0001273	.11	2	38	24	.71	17	2	24
12	.5000+	12	.008333+	12	.0001389	.12	2	52	48	.72	17	16	48
13	.5416+	13	.009027+	13	.0001505	.13	3	7	12	.73	17	31	12
14	.5833+	14	.009722+	14	.0001620	.14	3	21	36	.74	17	45	36
15	.6250+	15	.010416+	15	.0001736	.15	3	36	0	.75	18	0	0
16	.6666+	16	.011111+	16	.0001852	.16	3	50	24	.76	18	14	24
17	.7083+	17	.011805+	17	.0001968	.17	4	4	48	.77	18	28	48
18	.7500+	18	.012500+	18	.0002083	.18	4	19	12	.78	18	43	12
19	.7916+	19	.013194+	19	.0002199	.19	4	33	36	.79	18	57	36
20	.8333+	20	.013888+	20	.0002315	.20	4	48	0	.80	19	12	0
21	.8750+	21	.014583+	21	.0002431	.21	5	2	24	.81	19	26	24
22	.9166+	22	.015277+	22	.0002546	.22	5	16	48	.82	19	40	48
23	.9583+	23	.015972+	23	.0002662	.23	5	31	12	.83	19	55	12
24	1.0000+	24	.016666+	24	.0002778	.24	5	45	36	.84	20	9	36
		25	.017361+	25	.0002894	.25	6	0	0	.85	20	24	0
		26	.018055+	26	.0003009	.26	6	14	24	.86	20	38	24
		27	.018750+	27	.0003125	.27	6	28	48	.87	20	52	48
		28	.019444+	28	.0003241	.28	6	43	12	.88	21	7	12
		29	.020138+	29	.0003356	.29	6	57	36	.89	21	21	36
		30	.020833+	30	.0003472	.30	7	12	0	.90	21	36	0
		31	.021527+	31	.0003588	.31	7	26	24	.91	21	50	24
		32	.022222+	32	.0003704	.32	7	40	48	.92	22	4	48
		33	.022916+	33	.0003819	.33	7	55	12	.93	22	19	12
		34	.023611+	34	.0003935	.34	8	9	36	.94	22	33	36
		35	.024305+	35	.0004051	.35	8	24	0	.95	22	48	0
		36	.025000+	36	.0004167	.36	8	38	24	.96	23	2	24
		37	.025694+	37	.0004282	.37	8	52	48	.97	23	16	48
		38	.026388+	38	.0004398	.38	9	7	12	.98	23	31	12
		39	.027083+	39	.0004514	.39	9	21	36	.99	23	45	36
		40	.027777+	40	.0004630	.40	9	36	0	.001	0	1	26.4
		41	.028472+	41	.0004745	.41	9	50	24	.002	0	2	52.8
		42	.029166+	42	.0004861	.42	10	4	48	.003	4	19.2	
		43	.029861+	43	.0004977	.43	10	19	12	.004	5	45.6	
		44	.030555+	44	.0005093	.44	10	33	36	.005	7	12.0	
		45	.031250+	45	.0005208	.45	10	48	0	.006	8	38.4	
		46	.031944+	46	.0005324	.46	11	2	24	.007	10	4.8	
		47	.032638+	47	.0005440	.47	11	16	48	.008	11	31.2	
		48	.033333+	48	.0005556	.48	11	31	12	.009	12	57.6	
		49	.034027+	49	.0005671	.49	11	45	36	.010	14	24.0	
		50	.034722+	50	.0005787	.50	12	0	0				
		51	.035416+	51	.0005903	.51	12	14	24	.0001	0	0	8.64
		52	.036111+	52	.0006019	.52	12	28	48	.0002	0	17.28	
		53	.036805+	53	.0006134	.53	12	43	12	.0003	0	25.92	
		54	.037500+	54	.0006250	.54	12	57	36	.0004	0	34.56	
		55	.038194+	55	.0006366	.55	13	12	0	.0005	0	43.20	
		56	.038888+	56	.0006481	.56	13	26	24	.0006	0	51.84	
		57	.039583+	57	.0006597	.57	13	40	48	.0007	1	0.48	
		58	.040277+	58	.0006713	.58	13	55	12	.0008	1	9.12	
		59	.040972+	59	.0006829	.59	14	9	36	.0009	1	17.76	
		60	.041666+	60	.0006944	.60	14	24	0	.0010	1	26.40	

The sign +, appended to numbers in this table, signifies that the last figure repeats to infinity.

To convert intervals of Mean Solar Time into equivalent intervals of Sidereal Time.

HOURS.			MINUTES.			SECONDS.		FRACTIONS.	
Mean T.	Sidereal Time.		Mean T.	Sidereal Time.		Mean T.	Sidereal Time.	Mean T.	Sidereal Time.
<i>h.</i>	<i>h.</i>	<i>m. s.</i>	<i>m.</i>	<i>m.</i>	<i>s.</i>	<i>s.</i>	<i>s.</i>	<i>s.</i>	<i>s.</i>
1	1 0	9.856	1	1 0	0.164	1	1.003	0.02	0.020
2	2 0	19.713	2	2 0	0.329	2	2.005	0.04	0.040
3	3 0	29.569	3	3 0	0.493	3	3.008	0.06	0.060
4	4 0	39.426	4	4 0	0.657	4	4.011	0.08	0.080
5	5 0	49.282	5	5 0	0.821	5	5.014	0.10	0.100
6	6 0	59.139	6	6 0	0.986	6	6.016	0.12	0.120
7	7 1	8.995	7	7 1	1.150	7	7.019	0.14	0.140
8	8 1	18.852	8	8 1	1.314	8	8.022	0.16	0.160
9	9 1	28.708	9	9 1	1.478	9	9.025	0.18	0.180
10	10 1	38.565	10	10 1	1.643	10	10.027	0.20	0.201
11	11 1	48.421	11	11 1	1.807	11	11.030	0.22	0.221
12	12 1	58.278	12	12 1	1.971	12	12.033	0.24	0.241
13	13 2	8.134	13	13 2	2.136	13	13.036	0.26	0.261
14	14 2	17.991	14	14 2	2.300	14	14.038	0.28	0.281
15	15 2	27.847	15	15 2	2.464	15	15.041	0.30	0.301
16	16 2	37.704	16	16 2	2.628	16	16.044	0.32	0.321
17	17 2	47.560	17	17 2	2.793	17	17.047	0.34	0.341
18	18 2	57.417	18	18 2	2.957	18	18.049	0.36	0.361
19	19 3	7.273	19	19 3	3.121	19	19.052	0.38	0.381
20	20 3	17.129	20	20 3	3.285	20	20.055	0.40	0.401
21	21 3	26.986	21	21 3	3.450	21	21.057	0.42	0.421
22	22 3	36.842	22	22 3	3.614	22	22.060	0.44	0.441
23	23 3	46.699	23	23 3	3.778	23	23.063	0.46	0.461
24	24 3	56.555	24	24 3	3.943	24	24.066	0.48	0.481
			25	25 4	4.107	25	25.068	0.50	0.501
			26	26 4	4.271	26	26.071	0.52	0.521
			27	27 4	4.435	27	27.074	0.54	0.541
			28	28 4	4.600	28	28.077	0.56	0.562
			29	29 4	4.764	29	29.079	0.58	0.582
			30	30 4	4.928	30	30.082	0.60	0.602
			31	31 5	5.093	31	31.085	0.62	0.622
			32	32 5	5.257	32	32.088	0.64	0.642
			33	33 5	5.421	33	33.090	0.66	0.662
			34	34 5	5.585	34	34.093	0.68	0.682
			35	35 5	5.750	35	35.096	0.70	0.702
			36	36 5	5.914	36	36.099	0.72	0.722
			37	37 6	6.078	37	37.101	0.74	0.742
			38	38 6	6.242	38	38.104	0.76	0.762
			39	39 6	6.407	39	39.107	0.78	0.782
			40	40 6	6.571	40	40.110	0.80	0.802
			41	41 6	6.735	41	41.112	0.82	0.822
			42	42 6	6.900	42	42.115	0.84	0.842
			43	43 7	7.064	43	43.118	0.86	0.862
			44	44 7	7.228	44	44.120	0.88	0.882
			45	45 7	7.392	45	45.123	0.90	0.902
			46	46 7	7.557	46	46.126	0.92	0.923
			47	47 7	7.721	47	47.129	0.94	0.943
			48	48 7	7.885	48	48.131	0.96	0.963
			49	49 8	8.049	49	49.134	0.98	0.983
			50	50 8	8.214	50	50.137	1.00	1.003
			51	51 8	8.378	51	51.140		
			52	52 8	8.542	52	52.142		
			53	53 8	8.707	53	53.145		
			54	54 8	8.871	54	54.148		
			55	55 9	9.035	55	55.151		
			56	56 9	9.199	56	56.153		
			57	57 9	9.364	57	57.156		
			58	58 9	9.528	58	58.159		
			59	59 9	9.692	59	59.162		

This table is useful for the conversion of mean solar into sidereal time.
 Sidereal time required = sidereal time at the preceding mean noon
 + the equivalent to the given mean time.
 See Example, p. 123.

To convert intervals of Sidereal Time into equivalent intervals of Mean Solar Time.

HOURS.			MINUTES.			SECONDS.		FRACTIONS.		
Sider. T.	Mean Time.		Sider. T.	Mean Time.		Sider. T.	Mean Time.	Sider. T.	Mean Time.	
A.	m.	s.	m.	s.	s.	s.	s.	s.	s.	
1	0	59	50.170	1	0	59.836	1	0.997	0.02	0.020
2	1	59	40.341	2	1	59.672	2	1.995	0.04	0.040
3	2	59	30.511	3	2	59.509	3	2.992	0.06	0.060
4	3	59	20.682	4	3	59.345	4	3.989	0.08	0.080
5	4	59	10.852	5	4	59.181	5	4.986	0.10	0.100
6	5	59	1.023	6	5	59.017	6	5.984	0.12	0.120
7	6	58	51.193	7	6	58.853	7	6.981	0.14	0.140
8	7	58	41.364	8	7	58.689	8	7.978	0.16	0.160
9	8	58	31.534	9	8	58.526	9	8.975	0.18	0.180
10	9	58	21.704	10	9	58.362	10	9.973	0.20	0.199
11	10	58	11.875	11	10	58.198	11	10.970	0.22	0.219
12	11	58	2.045	12	11	58.034	12	11.967	0.24	0.239
13	12	57	52.216	13	12	57.870	13	12.965	0.26	0.259
14	13	57	42.386	14	13	57.706	14	13.962	0.28	0.279
15	14	57	32.557	15	14	57.543	15	14.959	0.30	0.299
16	15	57	22.727	16	15	57.379	16	15.956	0.32	0.319
17	16	57	12.897	17	16	57.215	17	16.954	0.34	0.339
18	17	57	3.068	18	17	57.051	18	17.951	0.36	0.359
19	18	56	53.238	19	18	56.887	19	18.948	0.38	0.379
20	19	56	43.409	20	19	56.723	20	19.945	0.40	0.399
21	20	56	33.579	21	20	56.560	21	20.943	0.42	0.419
22	21	56	23.750	22	21	56.396	22	21.940	0.44	0.439
23	22	56	13.920	23	22	56.232	23	22.937	0.46	0.459
24	23	56	4.091	24	23	56.068	24	23.934	0.48	0.479
				25	24	55.904	25	24.932	0.50	0.499
				26	25	55.741	26	25.929	0.52	0.519
				27	26	55.577	27	26.926	0.54	0.539
				28	27	55.413	28	27.924	0.56	0.558
				29	28	55.249	29	28.921	0.58	0.578
				30	29	55.085	30	29.918	0.60	0.598
				31	30	54.921	31	30.915	0.62	0.618
				32	31	54.758	32	31.913	0.64	0.638
				33	32	54.594	33	32.910	0.66	0.658
				34	33	54.430	34	33.907	0.68	0.678
				35	34	54.266	35	34.904	0.70	0.698
				36	35	54.102	36	35.902	0.72	0.718
				37	36	53.938	37	36.899	0.74	0.738
				38	37	53.775	38	37.896	0.76	0.758
				39	38	53.611	39	38.894	0.78	0.778
				40	39	53.447	40	39.891	0.80	0.798
				41	40	53.283	41	40.888	0.82	0.818
				42	41	53.119	42	41.885	0.84	0.838
				43	42	52.955	43	42.883	0.86	0.858
				44	43	52.792	44	43.880	0.88	0.878
				45	44	52.628	45	44.877	0.90	0.898
				46	45	52.464	46	45.874	0.92	0.917
				47	46	52.300	47	46.872	0.94	0.937
				48	47	52.136	48	47.869	0.96	0.957
				49	48	51.973	49	48.866	0.98	0.977
				50	49	51.809	50	49.863	1.00	0.997
				51	50	51.645	51	50.861		
				52	51	51.481	52	51.858		
				53	52	51.317	53	52.855		
				54	53	51.153	54	53.853		
				55	54	50.990	55	54.850		
				56	55	50.826	56	55.847		
				57	56	50.662	57	56.844		
				58	57	50.498	58	57.842		
				59	58	50.334	59	58.839		

This table is useful for the conversion of sidereal into mean solar time.
 Mean solar time required = mean time at the preceding sidereal noon
 + the equivalent to the given sidereal time.
 See Example, page 125.

To convert Degrees into Sidereal Time.

Arc.	Time.	Arc.	Time.	Arc.	Time.	Arc.	Time.	Arc.	Time.	Arc.	Time.	Arc.	Time.	Arc.	Time.								
°	'	°	'	°	'	°	'	°	'	°	'	°	'	°	'								
1	0	4	61	4	4	121	8	4	181	12	4	241	16	4	301	20	4	1	0	4	1	0	0.67
2	0	8	62	4	8	122	8	8	182	12	8	242	16	8	302	20	8	2	0	8	2	0	0.133
3	0	12	63	4	12	123	8	12	183	12	12	243	16	12	303	20	12	3	0	12	3	0	0.200
4	0	16	64	4	16	124	8	16	184	12	16	244	16	16	304	20	16	4	0	16	4	0	0.267
5	0	20	65	4	20	125	8	20	185	12	20	245	16	20	305	20	20	5	0	20	5	0	0.333
6	0	24	66	4	24	126	8	24	186	12	24	246	16	24	306	20	24	6	0	24	6	0	0.400
7	0	28	67	4	28	127	8	28	187	12	28	247	16	28	307	20	28	7	0	28	7	0	0.467
8	0	32	68	4	32	128	8	32	188	12	32	248	16	32	308	20	32	8	0	32	8	0	0.533
9	0	36	69	4	36	129	8	36	189	12	36	249	16	36	309	20	36	9	0	36	9	0	0.600
10	0	40	70	4	40	130	8	40	190	12	40	250	16	40	310	20	40	10	0	40	10	0	0.667
11	0	44	71	4	44	131	8	44	191	12	44	251	16	44	311	20	44	11	0	44	11	0	0.733
12	0	48	72	4	48	132	8	48	192	12	48	252	16	48	312	20	48	12	0	48	12	0	0.800
13	0	52	73	4	52	133	8	52	193	12	52	253	16	52	313	20	52	13	0	52	13	0	0.867
14	0	56	74	4	56	134	8	56	194	12	56	254	16	56	314	20	56	14	0	56	14	0	0.933
15	1	0	75	5	0	135	9	0	195	13	0	255	17	0	315	21	0	15	1	0	15	1	0.000
16	1	4	76	5	4	136	9	4	196	13	4	256	17	4	316	21	4	16	1	4	16	1	0.067
17	1	8	77	5	8	137	9	8	197	13	8	257	17	8	317	21	8	17	1	8	17	1	0.133
18	1	12	78	5	12	138	9	12	198	13	12	258	17	12	318	21	12	18	1	12	18	1	0.200
19	1	16	79	5	16	139	9	16	199	13	16	259	17	16	319	21	16	19	1	16	19	1	0.267
20	1	20	80	5	20	140	9	20	200	13	20	260	17	20	320	21	20	20	1	20	20	1	0.333
21	1	24	81	5	24	141	9	24	201	13	24	261	17	24	321	21	24	21	1	24	21	1	0.400
22	1	28	82	5	28	142	9	28	202	13	28	262	17	28	322	21	28	22	1	28	22	1	0.467
23	1	32	83	5	32	143	9	32	203	13	32	263	17	32	323	21	32	23	1	32	23	1	0.533
24	1	36	84	5	36	144	9	36	204	13	36	264	17	36	324	21	36	24	1	36	24	1	0.600
25	1	40	85	5	40	145	9	40	205	13	40	265	17	40	325	21	40	25	1	40	25	1	0.667
26	1	44	86	5	44	146	9	44	206	13	44	266	17	44	326	21	44	26	1	44	26	1	0.733
27	1	48	87	5	48	147	9	48	207	13	48	267	17	48	327	21	48	27	1	48	27	1	0.800
28	1	52	88	5	52	148	9	52	208	13	52	268	17	52	328	21	52	28	1	52	28	1	0.867
29	1	56	89	5	56	149	9	56	209	13	56	269	17	56	329	21	56	29	1	56	29	1	0.933
30	2	0	90	6	0	150	10	0	210	14	0	270	18	0	330	22	0	30	2	0	30	2	0.000
31	2	4	91	6	4	151	10	4	211	14	4	271	18	4	331	22	4	31	2	4	31	2	0.067
32	2	8	92	6	8	152	10	8	212	14	8	272	18	8	332	22	8	32	2	8	32	2	0.133
33	2	12	93	6	12	153	10	12	213	14	12	273	18	12	333	22	12	33	2	12	33	2	0.200
34	2	16	94	6	16	154	10	16	214	14	16	274	18	16	334	22	16	34	2	16	34	2	0.267
35	2	20	95	6	20	155	10	20	215	14	20	275	18	20	335	22	20	35	2	20	35	2	0.333
36	2	24	96	6	24	156	10	24	216	14	24	276	18	24	336	22	24	36	2	24	36	2	0.400
37	2	28	97	6	28	157	10	28	217	14	28	277	18	28	337	22	28	37	2	28	37	2	0.467
38	2	32	98	6	32	158	10	32	218	14	32	278	18	32	338	22	32	38	2	32	38	2	0.533
39	2	36	99	6	36	159	10	36	219	14	36	279	18	36	339	22	36	39	2	36	39	2	0.600
40	2	40	100	6	40	160	10	40	220	14	40	280	18	40	340	22	40	40	2	40	40	2	0.667
41	2	44	101	6	44	161	10	44	221	14	44	281	18	44	341	22	44	41	2	44	41	2	0.733
42	2	48	102	6	48	162	10	48	222	14	48	282	18	48	342	22	48	42	2	48	42	2	0.800
43	2	52	103	6	52	163	10	52	223	14	52	283	18	52	343	22	52	43	2	52	43	2	0.867
44	2	56	104	6	56	164	10	56	224	14	56	284	18	56	344	22	56	44	2	56	44	2	0.933
45	3	0	105	7	0	165	11	0	225	15	0	285	19	0	345	23	0	45	3	0	45	3	0.000
46	3	4	106	7	4	166	11	4	226	15	4	286	19	4	346	23	4	46	3	4	46	3	0.067
47	3	8	107	7	8	167	11	8	227	15	8	287	19	8	347	23	8	47	3	8	47	3	0.133
48	3	12	108	7	12	168	11	12	228	15	12	288	19	12	348	23	12	48	3	12	48	3	0.200
49	3	16	109	7	16	169	11	16	229	15	16	289	19	16	349	23	16	49	3	16	49	3	0.267
50	3	20	110	7	20	170	11	20	230	15	20	290	19	20	350	23	20	50	3	20	50	3	0.333
51	3	24	111	7	24	171	11	24	231	15	24	291	19	24	351	23	24	51	3	24	51	3	0.400
52	3	28	112	7	28	172	11	28	232	15	28	292	19	28	352	23	28	52	3	28	52	3	0.467
53	3	32	113	7	32	173	11	32	233	15	32	293	19	32	353	23	32	53	3	32	53	3	0.533
54	3	36	114	7	36	174	11	36	234	15	36	294	19	36	354	23	36	54	3	36	54	3	0.600
55	3	40	115	7	40	175	11	40	235	15	40	295	19	40	355	23	40	55	3	40	55	3	0.667
56	3	44	116	7	44	176	11	44	236	15	44	296	19	44	356	23	44	56	3	44	56	3	0.733
57	3	48	117	7	48	177	11	48	237	15	48	297	19	48	357	23	48	57	3	48	57	3	0.800
58	3	52	118	7	52	178	11	52	238	15	52	298	19	52	358	23	52	58	3	52	58	3	0.867
59	3	56	119	7	56	179	11	56	239	15	56	299	19	56	359	23	56	59	3	56	59	3	0.933
60	4	0	120	8	0	180	12	0	240	16	0	300	20	0	360	24	0	60	4	0	60	4	0.000

To convert Sidereal Time into Degrees.

Time.	Arc.	Time.	Arc.	Time.	Arc.	Time.	Arc.	Time.	Arc.
h.	°	m.	'	s.	"	s.	"	s.	"
1	15	1	0 15	1	0 15	0.01	0.15	0.60	9.00
2	30	2	0 30	2	0 30	0.02	0.30	0.61	9.15
3	45	3	0 45	3	0 45	0.03	0.45	0.62	9.30
4	60	4	1 0	4	1 0	0.04	0.60	0.63	9.45
5	75	5	1 15	5	1 15	0.05	0.75	0.64	9.60
6	90	6	1 30	6	1 30	0.06	0.90	0.65	9.75
7	105	7	1 45	7	1 45	0.07	1.05	0.66	9.90
8	120	8	2 0	8	2 0	0.08	1.20	0.67	10.05
9	135	9	2 15	9	2 15	0.09	1.35	0.68	10.20
10	150	10	2 30	10	2 30	0.10	1.50	0.69	10.35
11	165	11	2 45	11	2 45	0.11	1.65	0.70	10.50
12	180	12	3 0	12	3 0	0.12	1.80	0.71	10.65
13	195	13	3 15	13	3 15	0.13	1.95	0.72	10.80
14	210	14	3 30	14	3 30	0.14	2.10	0.73	10.95
15	225	15	3 45	15	3 45	0.15	2.25	0.74	11.10
16	240	16	4 0	16	4 0	0.16	2.40	0.75	11.25
17	255	17	4 15	17	4 15	0.17	2.55	0.76	11.40
18	270	18	4 30	18	4 30	0.18	2.70	0.77	11.55
19	285	19	4 45	19	4 45	0.19	2.85	0.78	11.70
20	300	20	5 0	20	5 0	0.20	3.00	0.79	11.85
21	315	21	5 15	21	5 15	0.21	3.15	0.80	12.00
22	330	22	5 30	22	5 30	0.22	3.30	0.81	12.15
23	345	23	5 45	23	5 45	0.23	3.45	0.82	12.30
24	360	24	6 0	24	6 0	0.24	3.60	0.83	12.45
		25	6 15	25	6 15	0.25	3.75	0.84	12.60
		26	6 30	26	6 30	0.26	3.90	0.85	12.75
		27	6 45	27	6 45	0.27	4.05	0.86	12.90
		28	7 0	28	7 0	0.28	4.20	0.87	13.05
		29	7 15	29	7 15	0.29	4.35	0.88	13.20
		30	7 30	30	7 30	0.30	4.50	0.89	13.35
		31	7 45	31	7 45	0.31	4.65	0.90	13.50
		32	8 0	32	8 0	0.32	4.80	0.91	13.65
		33	8 15	33	8 15	0.33	4.95	0.92	13.80
		34	8 30	34	8 30	0.34	5.10	0.93	13.95
		35	8 45	35	8 45	0.35	5.25	0.94	14.10
		36	9 0	36	9 0	0.36	5.40	0.95	14.25
		37	9 15	37	9 15	0.37	5.55	0.96	14.40
		38	9 30	38	9 30	0.38	5.70	0.97	14.55
		39	9 45	39	9 45	0.39	5.85	0.98	14.70
		40	10 0	40	10 0	0.40	6.00	0.99	14.85
		41	10 15	41	10 15	0.41	6.15	1.00	15.00
		42	10 30	42	10 30	0.42	6.30		
		43	10 45	43	10 45	0.43	6.45		
		44	11 0	44	11 0	0.44	6.60		
		45	11 15	45	11 15	0.45	6.75		
		46	11 30	46	11 30	0.46	6.90		
		47	11 45	47	11 45	0.47	7.05		
		48	12 0	48	12 0	0.48	7.20		
		49	12 15	49	12 15	0.49	7.35		
		50	12 30	50	12 30	0.50	7.50		
		51	12 45	51	12 45	0.51	7.65		
		52	13 0	52	13 0	0.52	7.80		
		53	13 15	53	13 15	0.53	7.95		
		54	13 30	54	13 30	0.54	8.10		
		55	13 45	55	13 45	0.55	8.25		
		56	14 0	56	14 0	0.56	8.40		
		57	14 15	57	14 15	0.57	8.55		
		58	14 30	58	14 30	0.58	8.70		
		59	14 45	59	14 45	0.59	8.85		
		60	15 0	60	15 0	0.60	9.00		
								Thous. of seconds of Time.	Arc.
								0.001	0.015
								.002	0.030
								.003	0.045
								.004	0.060
								.005	0.075
								.006	0.090
								.007	0.105
								.008	0.120
								.009	0.135
								.010	0.150

App. Alt.	Mean Refract.	Differ. for 10'	Log. A.	Diffr.	M.	N.	App. Alt.	Mean Refract.	Differ.	Log. A.	M.	N.
0	34 54.1	124.9	0.75803		1.1059	1.7344	10	05 16.2	5.0	1.74623	1.0041	1.0220
10	32 49.2	116.9	0.75248		1.0952	1.6767	10	5 11.2	4.8	1.74670	1.0040	1.0409
20	30 52.3	108.8	1.03248		1.0860	1.6252	20	5 6.4	4.7	1.74714	1.0039	1.0398
30	29 3.5	100.8	1.18228	9909	1.0780	1.5789	30	5 1.7	4.5	1.74757	1.0038	1.0387
40	27 22.7	92.9	1.28137	7163	1.0710	1.5373	40	4 57.2	4.4	1.74799	1.0037	1.0377
50	25 49.8	85.2	1.35300	5464	1.0648	1.4995	50	4 52.8	4.3	1.74839	1.0036	1.0367
1	0 24 24.6	77.9	1.40764	4322	1.0593	1.4653	11	0 4 48.5	4.2	1.74876	1.0035	1.0357
10	23 6.7	71.1	1.45086	3516	1.0546	1.4341	10	4 44.3	4.1	1.74912	1.0034	1.0347
20	21 55.6	64.7	1.48602	2928	1.0505	1.4057	20	4 40.2	3.9	1.74947	1.0033	1.0338
30	20 50.9	59.0	1.51530	2480	1.0465	1.3797	30	4 36.3	3.9	1.74981	1.0032	1.0328
40	19 51.9	53.9	1.54010	2132	1.0429	1.3560	40	4 32.4	3.7	1.75013	1.0031	1.0318
50	18 58.0	49.4	1.56142	1853	1.0397	1.3342	50	4 28.7	3.7	1.75043	1.0030	1.0308
2	0 18 8.0	45.6	1.57997	1623	1.0368	1.3141	12	0 4 25.0	3.6	1.75072	1.0030	1.0299
10	17 23.0	42.3	1.59618	1423	1.0342	1.2955	10	4 21.4	3.4	1.75101	1.0029	1.0290
20	16 40.7	39.8	1.61041	1237	1.0318	1.2783	20	4 18.0	3.4	1.75129	1.0028	1.0281
30	16 0.9	37.5	1.62278	1075	1.0298	1.2624	30	4 14.6	3.3	1.75155	1.0027	1.0272
40	15 23.4	35.6	1.63357	933	1.0278	1.2477	40	4 11.3	3.3	1.75180	1.0027	1.0264
50	14 47.8	33.2	1.64286	828	1.0261	1.2341	50	4 8.0	3.1	1.75205	1.0026	1.0255
3	0 14 14.6	30.9	1.65114	755	1.0244	1.2215	13	0 4 4.9	3.1	1.75229	1.0026	1.0246
10	13 43.7	28.7	1.65889	691	1.0230	1.2098	10	4 1.8	3.0	1.75252	1.0026	1.0246
20	13 15.0	26.7	1.66580	644	1.0216	1.1989	20	3 58.8	2.9	1.75274	1.0025	1.0241
30	12 48.3	24.6	1.67204	609	1.0204	1.1882	30	3 55.9	2.9	1.75295	1.0024	1.0235
40	12 23.7	23.0	1.67813	570	1.0192	1.1794	40	3 53.0	2.8	1.75316	1.0024	1.0230
50	12 0.7	21.8	1.68383	525	1.0182	1.1706	50	3 50.2	2.8	1.75336	1.0023	1.0225
4	0 11 38.9	20.6	1.68908	476	1.0172	1.1624	14	0 3 47.4	2.7	1.75355		1.0220
10	11 18.3	19.7	1.69384	432	1.0163	1.1549	10	3 44.7	2.6	1.75373		1.0216
20	10 58.6	19.0	1.69816	372	1.0155	1.1478	20	3 42.1	2.6	1.75391		1.0212
30	10 39.6	18.4	1.70188	317	1.0147	1.1408	30	3 39.5	2.5	1.75408		1.0208
40	10 21.2	17.9	1.70505	267	1.0140	1.1342	40	3 37.0	2.5	1.75425		1.0204
50	10 3.3	16.8	1.70772	248	1.0133	1.1283	50	3 34.5	2.4	1.75441		1.0200
5	0 9 46.5	15.6	1.71020	259	1.0127	1.1229	15	0 3 32.1	13.5	1.75457		1.0197
10	9 30.9	14.9	1.71279	243	1.0121	1.1178	16	3 18.6	12.0	1.75473		1.0193
20	9 16.0	14.1	1.71522	227	1.0115	1.1130	17	3 6.6	10.8	1.75488		1.0189
30	9 1.9	13.5	1.71749	212	1.0110	1.1082	18	3 55.8	9.7	1.75503		1.0185
40	8 48.4	12.8	1.71961	199	1.0105	1.1036	19	3 46.1	8.8	1.75518		1.0181
50	8 35.6	12.3	1.72160	186	1.0100	1.0992	20	3 37.3	8.0	1.75533		1.0177
6	0 8 23.3	11.7	1.72346	173	1.0096	1.0951	21	3 29.3	7.4	1.75548		1.0173
10	8 11.6	11.3	1.72519	162	1.0092	1.0914	22	3 21.9	6.7	1.75562		1.0169
20	8 0.3	10.8	1.72681	151	1.0088	1.0879	23	3 15.2	6.3	1.75576		1.0165
30	7 49.5	10.3	1.72832	142	1.0084	1.0846	24	3 8.9	5.7	1.75589		1.0161
40	7 39.2	10.0	1.72974	131	1.0081	1.0815	25	3 3.2	5.4	1.75602		1.0157
50	7 29.2	9.5	1.73105	124	1.0078	1.0784	26	3 0.0	5.0	1.75615		1.0153
7	0 7 19.7	9.2	1.73229	118	1.0075	1.0754	27	3 52.8	4.6	1.75628		1.0149
10	7 10.5	8.8	1.73347	112	1.0073	1.0725	28	3 48.2	4.4	1.75641		1.0145
20	7 1.7	8.4	1.73459	105	1.0070	1.0697	29	3 43.8	4.1	1.75654		1.0141
30	6 53.3	8.2	1.73564	99	1.0067	1.0671	30	3 39.7	3.9	1.75667		1.0137
40	6 45.1	7.9	1.73663	94	1.0065	1.0646	31	3 35.8	3.7	1.75680		1.0133
50	6 37.2	7.6	1.73757	88	1.0062	1.0622	32	3 32.1	3.4	1.75693		1.0129
8	0 6 29.6	7.3	1.73845	83	1.0060	1.0600	33	3 28.7	3.3	1.75706		1.0125
10	6 22.3	7.1	1.73928	79	1.0058	1.0579	34	3 25.4	3.1	1.75719		1.0121
20	6 15.2	6.8	1.74007	76	1.0056	1.0559	35	3 22.3	3.0	1.75732		1.0117
30	6 8.4	6.6	1.74083	72	1.0054	1.0540	36	3 19.3	2.8	1.75745		1.0113
40	6 1.8	6.4	1.74155	68	1.0052	1.0523	37	3 16.5	2.7	1.75758		1.0109
50	5 55.4	6.1	1.74223	65	1.0050	1.0508	38	3 13.8	2.6	1.75771		1.0105
9	0 5 49.3	6.0	1.74288	64	1.0049	1.0493	39	3 11.2	2.5	1.75784		1.0101
10	5 43.3	5.7	1.74352	60	1.0047	1.0479	40	3 8.7	2.4	1.75797		1.0097
20	5 37.6	5.6	1.74412	56	1.0046	1.0466	41	3 6.3	2.3	1.75810		1.0093
30	5 32.0	5.5	1.74468	53	1.0045	1.0454	42	3 4.0	2.2	1.75823		1.0089
40	5 26.5	5.2	1.74521	52	1.0043	1.0442	43	3 1.8	2.1	1.75836		1.0085
50	5 21.3	5.1	1.74573	50	1.0042	1.0431	44	0 59.7	2.0	1.75849		1.0081

p. L.	Mean Ref.	Diff.	Log. A.	Factor B, depending on the Barometer.			Factor T, depending on the external Thermometer. Fahrenheit.									
				Eng. In.	B.	Log. B.	Fahr. Deg.	T.	Log. T.	Fahr. Deg.	T.	Log. T.				
5	57.7	2.0	1.76104													
5	55.7	1.9	1.76107													
7	53.8	1.9	1.76111	27.9	0.943	-0.02564	-20	1.156	+0.06279	38	1.022	+0.00924				
7	51.9	1.7	1.76114	28.0	0.946	-0.02409	19	1.153	+0.06181	39	1.019	+0.00837				
7	50.2	1.8	1.76117	28.1	0.949	-0.02254	18	1.150	+0.06083	40	1.017	+0.00750				
7	48.4	1.7	1.76119	28.2	0.953	-0.02099	17	1.148	+0.05985	41	1.015	+0.00664				
7	46.7	1.6	1.76122	28.3	0.956	-0.01946	16	1.145	+0.05887	42	1.013	+0.00578				
1	45.1	1.6	1.76124	28.4	0.960	-0.01793	15	1.143	+0.05790	43	1.011	+0.00492				
1	43.5	1.6	1.76126	28.5	0.963	-0.01640	14	1.140	+0.05693	44	1.009	+0.00406				
1	41.9	1.5	1.76128	28.6	0.966	-0.01488	13	1.138	+0.05596	45	1.007	+0.00320				
1	40.4	1.5	1.76130	28.7	0.970	-0.01336	12	1.135	+0.05500	46	1.005	+0.00234				
1	38.9	1.4	1.76132	28.8	0.973	-0.01185	11	1.132	+0.05403	47	1.003	+0.00149				
7	37.5	1.4	1.76134	28.9	0.976	-0.01035	10	1.130	+0.05307	48	1.001	+0.00064				
7	36.1	1.4	1.76136	29.0	0.980	-0.00885	9	1.128	+0.05211	49	1.000	+0.00021				
7	34.7	1.4	1.76138	29.1	0.983	-0.00735	8	1.125	+0.05115	50	0.998	-0.00106				
7	33.3	1.3	1.76139	29.2	0.987	-0.00586	7	1.123	+0.05020	51	0.996	-0.00191				
7	32.0	1.3	1.76140	29.3	0.990	-0.00438	6	1.120	+0.04924	52	0.994	-0.00275				
7	30.7	1.3	1.76142	29.4	0.993	-0.00290	5	1.118	+0.04829	53	0.992	-0.00360				
7	29.4	1.2	1.76143	29.5	0.997	-0.00142	4	1.115	+0.04734	54	0.990	-0.00444				
7	28.2	1.2	1.76144	29.6	1.000	+0.00005	3	1.113	+0.04640	55	0.988	-0.00528				
7	26.9	1.2	1.76145	29.7	1.003	+0.00151	2	1.110	+0.04545	56	0.986	-0.00612				
7	25.7	1.2	1.76146	29.8	1.007	+0.00297	-	1.108	+0.04451	57	0.984	-0.00698				
7	24.5	1.2	1.76147	29.9	1.010	+0.00443	0	1.106	+0.04357	58	0.982	-0.00780				
7	23.3	1.2	1.76148	30.0	1.014	+0.00588	+	1.103	+0.04263	59	0.980	-0.00863				
7	22.2	1.1	1.76148	30.1	1.017	+0.00732	2	1.101	+0.04169	60	0.978	-0.00946				
7	21.0	1.2	1.76149	30.2	1.020	+0.00876	3	1.098	+0.04076	61	0.977	-0.01029				
7	19.9	1.1	1.76150	30.3	1.024	+0.01020	4	1.096	+0.03982	62	0.975	-0.01112				
7	18.8	1.1	1.76150	30.4	1.027	+0.01163	5	1.094	+0.03889	63	0.973	-0.01195				
7	17.7	1.1	1.76151	30.5	1.031	+0.01306	6	1.091	+0.03796	64	0.971	-0.01278				
7	16.6	1.1	1.76151	30.6	1.034	+0.01448	7	1.089	+0.03704	65	0.969	-0.01360				
7	15.5	1.1	1.76152	30.7	1.037	+0.01589	8	1.087	+0.03611	66	0.967	-0.01443				
7	10.2	5.3	1.76154	30.8	1.041	+0.01731	9	1.084	+0.03519	67	0.965	-0.01525				
5	5.1	5.1	1.76156	30.9	1.044	+0.01871	10	1.082	+0.03427	68	0.964	-0.01607				
0	0.0	5.1	1.76156	31.0	1.047	+0.02013	11	1.080	+0.03335	69	0.962	-0.01689				
							12	1.078	+0.03243	70	0.960	-0.01770				
							13	1.075	+0.03152	71	0.958	-0.01852				
							14	1.073	+0.03060	72	0.956	-0.01933				
							15	1.071	+0.02969	73	0.955	-0.02015				
							16	1.069	+0.02878	74	0.953	-0.02096				
							17	1.066	+0.02787	75	0.951	-0.02177				
							18	1.064	+0.02697	76	0.949	-0.02257				
							19	1.062	+0.02606	77	0.948	-0.02338				
							20	1.060	+0.02514	78	0.946	-0.02419				
							21	1.057	+0.02426	79	0.944	-0.02499				
							22	1.055	+0.02336	80	0.942	-0.02579				
							23	1.053	+0.02247	81	0.941	-0.02659				
							24	1.051	+0.02157	82	0.939	-0.02738				
							25	1.049	+0.02068	83	0.937	-0.02819				
							26	1.047	+0.01979	84	0.935	-0.02898				
							27	1.044	+0.01890	85	0.934	-0.02978				
							28	1.042	+0.01801	86	0.932	-0.03057				
							29	1.040	+0.01713	87	0.930	-0.03136				
							30	1.038	+0.01624	88	0.929	-0.03216				
							31	1.036	+0.01536	89	0.927	-0.03294				
							32	1.034	+0.01448	90	0.925	-0.03373				
							33	1.032	+0.01360	91	0.924	-0.03452				
							34	1.030	+0.01273	92	0.922	-0.03530				
							35	1.028	+0.01185	93	0.920	-0.03609				
							36	1.026	+0.01098	94	0.919	-0.03687				
							+37	1.024	+0.01011	95	0.917	-0.03765				

Factor f, depending on the attached Thermometer. Fahrenheit.					
Fahr. Deg.	t.	Log. t.	Ft. Deg.	f.	Log. f.
20	1.005	+0.00203	40	0.999	-0.00031
15	1.004	+0.00183	45	0.999	-0.00050
10	1.004	+0.00164	50	0.998	-0.00070
5	1.003	+0.00144	55	0.998	-0.00089
0	1.003	+0.00125	60	0.997	-0.00109
5	1.003	+0.00105	65	0.997	-0.00128
10	1.002	+0.00086	70	0.997	-0.00148
15	1.002	+0.00066	75	0.996	-0.00167
20	1.001	+0.00047	80	0.996	-0.00186
25	1.001	+0.00027	85	0.995	-0.00205
30	1.000	+0.00008	90	0.995	-0.00225
35	1.000	-0.00011	95	0.994	-0.00244

g. Refraction=log. cotang. App. Alt. +log. A
+M(log. B+log. t)+N log. T.

ae Refraction=Mean Refraction × B × t × T.

366 TABLE IX.—COEFFICIENTS OF THE ERRORS OF THE

N. P. D.	Azimuth.	Diff.	Level.	Diff.	Collim.	N. P. D.	Azimuth.	Diff.	Level.	Diff.	Collim.
140	+1.555		+0.030		+1.556	80	+0.491	+0.889		+1.0	
139	+1.523	.032	+0.056	.026	+1.524	79	+0.477	+0.900	.011	+1.0	
138	+1.492	.031	+0.081	.025	+1.494	78	+0.462	+0.912	.012	+1.0	
137	+1.463	.029	+0.105	.024	+1.466	77	+0.448	+0.923	.011	+1.0	
136	+1.434	.029	+0.128	.023	+1.440	76	+0.434	+0.935	.012	+1.0	
135	+1.406	.028	+0.150	.022	+1.414	75	+0.419	+0.947	.012	+1.0	
134	+1.379	.027	+0.172	.022	+1.390	74	+0.405	+0.958	.011	+1.0	
133	+1.354	.025	+0.193	.021	+1.367	73	+0.390	+0.970	.012	+1.0	
132	+1.329	.025	+0.213	.020	+1.346	72	+0.375	+0.982	.012	+1.0	
131	+1.304	.025	+0.232	.019	+1.325	71	+0.360	+0.994	.012	+1.0	
130	+1.281	.023	+0.251	.019	+1.305	70	+0.345	+1.007	.013	+1.0	
129	+1.258	.023	+0.270	.019	+1.287	69	+0.329	+1.019	.012	+1.0	
128	+1.236	.022	+0.288	.018	+1.269	68	+0.313	+1.032	.013	+1.0	
127	+1.214	.022	+0.305	.017	+1.252	67	+0.298	+1.045	.013	+1.0	
126	+1.193	.021	+0.322	.017	+1.236	66	+0.281	+1.058	.013	+1.0	
125	+1.173	.020	+0.339	.017	+1.221	65	+0.265	+1.071	.013	+1.1	
124	+1.153	.020	+0.355	.016	+1.206	64	+0.248	+1.085	.014	+1.1	
123	+1.133	.020	+0.371	.016	+1.192	63	+0.231	+1.098	.013	+1.1	
122	+1.114	.019	+0.386	.015	+1.179	62	+0.214	+1.112	.014	+1.1	
121	+1.096	.018	+0.401	.015	+1.167	61	+0.196	+1.126	.014	+1.1	
120	+1.077	.019	+0.416	.015	+1.155	60	+0.179	+1.141	.015	+1.1	
119	+1.059	.018	+0.430	.014	+1.143	59	+0.160	+1.156	.015	+1.1	
118	+1.042	.017	+0.444	.014	+1.133	58	+0.142	+1.171	.015	+1.1	
117	+1.024	.018	+0.458	.014	+1.122	57	+0.122	+1.186	.015	+1.1	
116	+1.007	.017	+0.472	.014	+1.113	56	+0.103	+1.202	.016	+1.2	
115	+0.991	.016	+0.486	.013	+1.103	55	+0.083	+1.218	.016	+1.2	
114	+0.974	.017	+0.499	.013	+1.095	54	+0.062	+1.234	.016	+1.2	
113	+0.958	.016	+0.512	.013	+1.086	53	+0.041	+1.252	.018	+1.2	
112	+0.942	.016	+0.525	.012	+1.079	52	+0.020	+1.269	.017	+1.2	
111	+0.927	.015	+0.537	.012	+1.071	51	-0.002	+1.287	.018	+1.2	
110	+0.911	.016	+0.550	.013	+1.064	50	-0.025	+1.305	.018	+1.3	
109	+0.896	.015	+0.562	.012	+1.058	49	-0.049	+1.324	.019	+1.3	
108	+0.881	.015	+0.574	.012	+1.051	48	-0.073	+1.344	.020	+1.3	
107	+0.866	.015	+0.586	.012	+1.046	47	-0.098	+1.364	.020	+1.3	
106	+0.851	.015	+0.599	.013	+1.040	46	-0.124	+1.385	.021	+1.3	
105	+0.836	.014	+0.610	.011	+1.035	45	-0.150	+1.406	.021	+1.4	
104	+0.822	.014	+0.622	.011	+1.031	44	-0.178	+1.428	.022	+1.4	
103	+0.808	.014	+0.633	.011	+1.026	43	-0.207	+1.452	.024	+1.4	
102	+0.793	.015	+0.645	.011	+1.022	42	-0.237	+1.476	.024	+1.4	
101	+0.779	.014	+0.656	.011	+1.019	41	-0.267	+1.501	.025	+1.5	
100	+0.765	.014	+0.668	.012	+1.015	40	-0.300	+1.527	.026	+1.5	
99	+0.751	.014	+0.679	.011	+1.012	39	-0.333	+1.554	.027	+1.5	
98	+0.737	.014	+0.690	.011	+1.010	38	-0.368	+1.582	.028	+1.6	
97	+0.723	.014	+0.701	.011	+1.008	37	-0.405	+1.612	.030	+1.6	
96	+0.710	.013	+0.712	.011	+1.006	36	-0.443	+1.643	.031	+1.7	
95	+0.696	.014	+0.723	.011	+1.004	35	-0.484	+1.675	.032	+1.7	
94	+0.682	.014	+0.734	.011	+1.002	34	-0.526	+1.709	.034	+1.7	
93	+0.669	.013	+0.745	.011	+1.001	33	-0.571	+1.745	.036	+1.8	
92	+0.655	.014	+0.756	.011	+1.001	32	-0.618	+1.783	.038	+1.8	
91	+0.641	.014	+0.767	.011	+1.000	31	-0.667	+1.823	.040	+1.9	
90	+0.628	.013	+0.778	.011	+1.000	30	-0.720	+1.866	.043	+2.0	
89	+0.614	.014	+0.789	.011	+1.000	29	-0.776	+1.911	.045	+2.0	
88	+0.601	.013	+0.800	.011	+1.001	28	-0.836	+1.959	.048	+2.1	
87	+0.587	.014	+0.811	.011	+1.001	27	-0.900	+2.011	.052	+2.2	
86	+0.573	.014	+0.822	.011	+1.002	26	-0.968	+2.066	.055	+2.2	
85	+0.560	.013	+0.833	.011	+1.004	25	-1.041	+2.125	.059	+2.3	
84	+0.546	.014	+0.844	.011	+1.006	24	-1.120	+2.189	.064	+2.4	
83	+0.532	.014	+0.855	.011	+1.008	23	-1.206	+2.257	.068	+2.5	
82	+0.519	.013	+0.867	.012	+1.010	22	-1.298	+2.332	.075	+2.6	
81	+0.505	.014	+0.878	.011	+1.012	21	-1.400	+2.414	.082	+2.7	

BIT INSTRUMENT FOR WASHINGTON OBSERVATORY. 367

						Polaris. Upper Culmination.			
uth.	Diff.	Level.	Diff.	Collimation.	Diff.	N. P. Dist.	Azimuth.	Level.	Collimation.
.400		+ 2.414	.089	+ 2.790	.134	1 31 0	-28.768	+24.493	+37.782
.511	.111	+ 2.503	.099	+ 2.924	.148	30 50	-.822	+ .536	+ .851
.633	.122	+ 2.602	.109	+ 3.072	.164	30 40	-.876	+ .580	+ .921
.767	.134	+ 2.711	.121	+ 3.236	.184	30 30	-.930	+ .624	+ .991
.918	.151	+ 2.832	.136	+ 3.420	.208	30 20	-.984	+ .668	+38.061
.086	.168	+ 2.968	.154	+ 3.628	.236	30 10	-29.039	+ .712	+ .131
.277	.191	+ 3.122	.175	+ 3.864	.270	30 0	-.094	+ .756	+ .202
.494	.217	+ 3.297	.201	+ 4.134	.311	29 50	-.150	+ .801	+ .272
.743	.249	+ 3.498	.234	+ 4.445	.365	29 40	-.205	+ .845	+ .344
.034	.291	+ 3.732	.276	+ 4.810	.431	29 30	-.261	+ .890	+ .415
.376	.342	+ 4.008	.332	+ 5.241	.518	Polaris. Lower Culmination.			
.786	.410	+ 4.340	.403	+ 5.759	.633	1 31 0	+30.023	-22.936	-37.782
.286	.500	+ 4.743	.503	+ 6.392	.793	30 50	+ .077	-.980	-.851
.910	.624	+ 5.246	.860	+ 7.185		30 40	+ .132	-23.023	-.921
.711	.801	+ 5.892		+ 8.206		30 30	+ .186	-.067	-.991
.777		+ 6.752		+ 9.567		30 20	+ .241	-.111	-38.061
.268		+ 7.955		+11.474		30 10	+ .295	-.155	-.131
.502		+ 9.757		+14.336		30 0	+ .350	-.200	-.202
.223		+12.759		+19.107		29 50	+ .405	-.244	-.272
.660		+18.759		+28.654		29 40	+ .461	-.289	-.344
.961		+36.750		+57.299		29 30	+ .516	-.334	-.415
.217		-35.193		-57.299		λ Ursæ Minoris. Upper Culmination.			
.916		-17.202		-28.654		1 9 0	-38.144	+32.057	+49.826
.479		-11.202		-19.107		8 50	-.238	+ .132	+ .946
.758		- 8.201		-14.336		8 40	-.332	+ .209	+50.068
.524		- 6.398		-11.474		8 30	-.426	+ .285	+ .189
.033		- 5.196	.860	- 9.567		8 20	-.522	+ .362	+ .312
.967	.801	- 4.336	.647	- 8.206		8 10	-.618	+ .439	+ .435
.166		- 3.689	.503	- 7.185	.793	λ Ursæ Minoris. Lower Culmination.			
.542	.624	- 3.186	.403	- 6.392	.633	1 9 0	+39.399	-30.500	-49.826
.041	.501	- 2.783	.331	- 5.759	.518	8 50	+ .493	-.576	-.946
.632	.409	- 2.452	.276	- 5.241	.431	8 40	+ .587	-.652	-50.068
.290	.342	- 2.176	.234	- 4.810	.365	8 30	+ .682	-.729	-.189
.000	.290	- 1.942	.202	- 4.445	.311	8 20	+ .778	-.806	-.312
.749	.251	- 1.740	.175	- 4.134	.270	8 10	+ .874	-.883	-.435
.532	.217	- 1.565	.154	- 3.864	.236	51 Cephei. Upper Culmination.			
.342	.190	- 1.411	.136	- 3.628	.208	2 45 0	-15.576	+13.850	+20.843
.174	.168	- 1.275	.121	- 3.420	.184	44 50	-.591	+ .864	+ .864
.023	.151	- 1.154	.109	- 3.236	.164	44 40	-.608	+ .877	+ .885
.888	.135	- 1.045	.098	- 3.072	.148	44 30	-.625	+ .890	+ .906
.766	.122	- 0.947	.090	- 2.924	.134	51 Cephei. Lower Culmination.			
.655	.111	- 0.857	.081	- 2.790	.121	2 45 0	+16.831	-12.293	-20.843
.554	.101	- 0.776	.075	- 2.669	.110	44 50	+ .848	-.307	-.864
.461	.093	- 0.701	.069	- 2.559	.100	44 40	+ .864	-.320	-.885
.376	.085	- 0.632	.064	- 2.459	.093	44 30	+ .880	-.333	-.906
.297	.079	- 0.568	.059	- 2.366	.085	δ Ursæ Minoris. Upper Culmination.			
.224	.073	- 0.509	.055	- 2.281	.078	3 24 20	-12.451	+11.329	+16.834
.155	.069	- 0.454	.051	- 2.203	.073	24 10	-.461	+ .338	+ .848
.092	.063	- 0.403	.049	- 2.130	.067	24 0	-.472	+ .347	+ .862
.032	.060	- 0.354	.045	- 2.063	.063	δ Ursæ Minoris. Lower Culmination.			
.976	.056	- 0.309	.042	- 2.000	.058	3 24 20	+13.707	- 9.773	-16.834
.923	.050	- 0.267	.040	- 1.942	.055	24 10	+ .718	-.781	-.848
.873	.047	- 0.227	.038	- 1.887	.051	24 0	+ .729	-.790	-.862
.826	.044	- 0.189	.036	- 1.836	.048				
.782	.043	- 0.153	.035	- 1.788	.045				
.739	.040	- 0.118	.032	- 1.743	.042				
.699	.038	- 0.086	.031	- 1.701	.039				
.661	.037	- 0.055	.030	- 1.662	.038				
.624		- 0.025		- 1.624					

368 TABLE X.—REDUCTION TO THE MERIDIAN. PART I.

Sec.	0m.	1m.	2m.	3m.	4m.	5m.	6m.	7m.	8m.	9m.	10m.	11m.
0	0.0	2.0	7.8	17.7	31.4	49.1	70.7	96.2	125.7	159.0	196.3	237.5
1	0.0	2.0	8.0	17.9	31.7	49.4	71.1	96.7	126.2	159.6	197.0	238.3
2	0.0	2.1	8.1	18.1	31.9	49.7	71.5	97.1	126.7	160.2	197.6	239.0
3	0.0	2.2	8.2	18.3	32.2	50.1	71.9	97.6	127.2	160.8	198.3	239.7
4	0.0	2.2	8.4	18.5	32.5	50.4	72.3	98.0	127.8	161.4	198.9	240.4
5	0.0	2.3	8.5	18.7	32.7	50.7	72.7	98.5	128.3	162.0	199.6	241.1
6	0.0	2.4	8.7	18.9	33.0	51.1	73.1	99.0	128.8	162.6	200.3	241.9
7	0.0	2.4	8.8	19.1	33.3	51.4	73.5	99.4	129.3	163.2	200.9	242.6
8	0.0	2.5	8.9	19.3	33.5	51.7	73.9	99.9	129.9	163.8	201.6	243.3
9	0.0	2.6	9.1	19.5	33.8	52.1	74.3	100.4	130.4	164.4	202.2	244.1
10	0.1	2.7	9.2	19.7	34.1	52.4	74.7	100.8	130.9	165.0	202.9	244.8
11	0.1	2.7	9.4	19.9	34.4	52.7	75.1	101.3	131.5	165.6	203.6	245.5
12	0.1	2.8	9.5	20.1	34.6	53.1	75.5	101.8	132.0	166.2	204.2	246.3
13	0.1	2.9	9.6	20.3	34.9	53.4	75.9	102.3	132.6	166.8	204.9	247.0
14	0.1	3.0	9.8	20.5	35.2	53.8	76.3	102.7	133.1	167.4	205.6	247.7
15	0.1	3.1	9.9	20.7	35.5	54.1	76.7	103.2	133.6	168.0	206.3	248.5
16	0.1	3.1	10.1	20.9	35.7	54.5	77.1	103.7	134.2	168.6	206.9	249.2
17	0.2	3.2	10.2	21.2	36.0	54.8	77.5	104.2	134.7	169.2	207.6	249.9
18	0.2	3.3	10.4	21.4	36.3	55.1	77.9	104.6	135.3	169.8	208.3	250.7
19	0.2	3.4	10.5	21.6	36.6	55.5	78.3	105.1	135.8	170.4	208.9	251.4
20	0.2	3.5	10.7	21.8	36.9	55.8	78.8	105.6	136.3	171.0	209.6	252.2
21	0.2	3.6	10.8	22.0	37.2	56.2	79.2	106.1	136.9	171.6	210.3	253.0
22	0.3	3.7	11.0	22.3	37.4	56.5	79.6	106.6	137.4	172.2	211.0	253.6
23	0.3	3.8	11.2	22.5	37.7	56.9	80.0	107.0	138.0	172.9	211.7	254.4
24	0.3	3.8	11.3	22.7	38.0	57.3	80.4	107.5	138.5	173.5	212.3	255.1
25	0.3	3.9	11.5	22.9	38.3	57.6	80.8	108.0	139.1	174.1	213.0	255.9
26	0.4	4.0	11.6	23.1	38.6	58.0	81.3	108.5	139.6	174.7	213.7	256.6
27	0.4	4.1	11.8	23.4	38.9	58.3	81.7	109.0	140.2	175.3	214.4	257.4
28	0.4	4.2	11.9	23.6	39.2	58.7	82.1	109.5	140.7	175.9	215.1	258.1
29	0.5	4.3	12.1	23.8	39.5	59.0	82.5	110.0	141.3	176.6	215.8	258.9
30	0.5	4.4	12.3	24.0	39.8	59.4	83.0	110.4	141.8	177.2	216.4	259.6
31	0.5	4.5	12.4	24.3	40.1	59.8	83.4	110.9	142.4	177.8	217.1	260.4
32	0.6	4.6	12.6	24.5	40.3	60.1	83.8	111.4	143.0	178.4	217.8	261.1
33	0.6	4.7	12.8	24.7	40.6	60.5	84.2	111.9	143.5	179.0	218.5	261.9
34	0.6	4.8	12.9	25.0	40.9	60.8	84.7	112.4	144.1	179.7	219.2	262.6
35	0.7	4.9	13.1	25.2	41.2	61.2	85.1	112.9	144.6	180.3	219.9	263.4
36	0.7	5.0	13.3	25.4	41.5	61.6	85.5	113.4	145.2	180.9	220.6	264.1
37	0.7	5.1	13.4	25.7	41.8	61.9	86.0	113.9	145.8	181.6	221.3	264.9
38	0.8	5.2	13.6	25.9	42.1	62.3	86.4	114.4	146.3	182.2	222.0	265.7
39	0.8	5.3	13.8	26.2	42.5	62.7	86.8	114.9	146.9	182.8	222.7	266.4
40	0.9	5.4	14.0	26.4	42.8	63.0	87.3	115.4	147.5	183.5	223.4	267.2
41	0.9	5.6	14.1	26.6	43.1	63.4	87.7	115.9	148.0	184.1	224.1	268.0
42	1.0	5.7	14.3	26.9	43.4	63.8	88.1	116.4	148.6	184.7	224.8	268.7
43	1.0	5.8	14.5	27.1	43.7	64.2	88.6	116.9	149.2	185.4	225.5	269.5
44	1.1	5.9	14.7	27.4	44.0	64.5	89.0	117.4	149.7	186.0	226.2	270.3
45	1.1	6.0	14.8	27.6	44.3	64.9	89.5	117.9	150.3	186.6	226.9	271.0
46	1.2	6.1	15.0	27.9	44.6	65.3	89.9	118.4	150.9	187.3	227.6	271.8
47	1.2	6.2	15.2	28.1	44.9	65.7	90.3	118.9	151.5	187.9	228.3	272.6
48	1.3	6.4	15.4	28.3	45.2	66.0	90.8	119.5	152.0	188.5	229.0	273.3
49	1.3	6.5	15.6	28.6	45.5	66.4	91.2	120.0	152.6	189.2	229.7	274.1
50	1.4	6.6	15.8	28.8	45.9	66.8	91.7	120.5	153.2	189.8	230.4	274.9
51	1.4	6.7	15.9	29.1	46.2	67.2	92.1	121.0	153.8	190.5	231.1	275.6
52	1.5	6.8	16.1	29.4	46.5	67.6	92.6	121.5	154.4	191.1	231.8	276.4
53	1.5	7.0	16.3	29.6	46.8	68.0	93.0	122.0	154.9	191.8	232.5	277.2
54	1.6	7.1	16.5	29.9	47.1	68.3	93.5	122.5	155.5	192.4	233.2	278.0
55	1.6	7.2	16.7	30.1	47.5	68.7	93.9	123.1	156.1	193.1	234.0	278.8
56	1.7	7.3	16.9	30.4	47.8	69.1	94.4	123.6	156.7	193.7	234.7	279.5
57	1.8	7.5	17.1	30.6	48.1	69.5	94.8	124.1	157.3	194.4	235.4	280.3
58	1.8	7.6	17.3	30.9	48.4	69.9	95.3	124.6	157.8	195.0	236.1	281.1
59	1.9	7.7	17.5	31.2	48.8	70.3	95.7	125.1	158.4	195.7	236.8	281.9

TABLE X.—REDUCTION TO THE MERIDIAN. PART I. 369

Sec.	12 m.	13 m.	14 m.	15 m.	16 m.	17 m.	18 m.	19 m.	20 m.	21 m.
0	282.7	331.7	384.7	441.6	502.5	567.2	635.9	708.4	784.9	865.3
1	283.5	332.6	385.6	442.6	503.5	568.3	637.0	709.4	786.2	866.6
2	284.3	333.4	386.6	443.6	504.6	569.4	638.2	710.9	787.5	868.0
3	285.0	334.3	387.5	444.6	505.6	570.5	639.4	712.1	788.8	869.4
4	285.8	335.2	388.4	445.6	506.7	571.6	640.6	713.4	790.1	870.8
5	286.6	336.0	389.3	446.5	507.7	572.8	641.7	714.6	791.4	872.1
6	287.4	336.9	390.2	447.5	508.8	573.9	642.9	715.9	792.7	873.5
7	288.2	337.7	391.2	448.5	509.8	575.0	644.1	717.1	794.0	874.9
8	289.0	338.6	392.1	449.5	510.9	576.1	645.3	718.4	795.4	876.3
9	289.8	339.4	393.0	450.5	511.9	577.2	646.5	719.6	796.7	877.6
10	290.6	340.3	393.9	451.5	513.0	578.4	647.7	720.9	798.0	879.0
11	291.4	341.2	394.9	452.5	514.0	579.5	648.9	722.1	799.3	880.4
12	292.2	342.0	395.8	453.5	515.1	580.6	650.0	723.4	800.7	881.8
13	293.0	342.9	396.7	454.5	516.1	581.7	651.2	724.6	802.0	883.2
14	293.8	343.7	397.6	455.5	517.2	582.9	652.4	725.9	803.3	884.6
15	294.6	344.6	398.6	456.5	518.3	584.0	653.6	727.2	804.6	886.0
16	295.4	345.5	399.5	457.5	519.3	585.1	654.8	728.4	806.0	887.4
17	296.2	346.4	400.5	458.5	520.4	586.2	656.0	729.7	807.3	888.8
18	297.0	347.2	401.4	459.5	521.5	587.4	657.2	730.9	808.6	890.2
19	297.8	348.1	402.3	460.5	522.5	588.5	658.4	732.2	809.9	891.6
20	298.6	349.0	403.3	461.5	523.6	589.6	659.6	733.5	811.3	893.0
21	299.4	349.8	404.2	462.5	524.6	590.8	660.8	734.7	812.6	894.4
22	300.2	350.7	405.1	463.5	525.7	591.9	662.0	736.0	813.9	895.8
23	301.0	351.6	406.1	464.5	526.8	593.0	663.2	737.3	815.2	897.2
24	301.8	352.5	407.0	465.5	527.9	594.2	664.4	738.5	816.6	898.6
25	302.6	353.3	408.0	466.5	528.9	595.3	665.6	739.8	817.9	900.0
26	303.5	354.2	408.9	467.5	530.0	596.5	666.8	741.1	819.2	901.4
27	304.3	355.1	409.9	468.5	531.1	597.6	668.0	742.3	820.5	902.8
28	305.1	356.0	410.8	469.5	532.2	598.7	669.2	743.6	821.9	904.2
29	305.9	356.9	411.7	470.5	533.2	599.9	670.4	744.9	823.2	905.6
30	306.7	357.7	412.7	471.5	534.3	601.0	671.6	746.2	824.6	907.0
31	307.5	358.6	413.6	472.6	535.4	602.2	672.8	747.4	825.9	908.4
32	308.4	359.5	414.6	473.6	536.5	603.3	674.1	748.7	827.3	909.8
33	309.2	360.4	415.5	474.6	537.6	604.5	675.3	750.0	828.6	911.2
34	310.0	361.3	416.5	475.6	538.7	605.6	676.5	751.3	829.9	912.6
35	310.8	362.2	417.4	476.6	539.7	606.8	677.7	752.6	831.2	914.0
36	311.6	363.1	418.4	477.6	540.8	607.9	678.9	753.8	832.6	915.5
37	312.5	364.0	419.4	478.7	541.9	609.1	680.1	755.1	833.9	916.9
38	313.3	364.8	420.3	479.7	543.0	610.2	681.3	756.4	835.3	918.3
39	314.1	365.7	421.3	480.7	544.1	611.4	682.6	757.7	836.6	919.7
40	315.0	366.6	422.2	481.7	545.2	612.5	683.8	759.0	838.0	921.1
41	315.8	367.5	423.2	482.8	546.3	613.7	685.0	760.2	839.3	922.5
42	316.6	368.4	424.2	483.8	547.4	614.8	686.2	761.5	840.7	923.9
43	317.4	369.3	425.1	484.8	548.4	616.0	687.4	762.8	842.0	925.3
44	318.3	370.2	426.1	485.8	549.5	617.2	688.7	764.1	843.4	926.8
45	319.1	371.1	427.0	486.9	550.6	618.3	689.9	765.4	844.7	928.2
46	319.9	372.0	428.0	487.9	551.7	619.5	691.1	766.7	846.1	929.6
47	320.8	372.9	429.0	488.9	552.8	620.6	692.4	768.0	847.5	931.0
48	321.6	373.8	429.9	490.0	553.9	621.8	693.6	769.3	848.9	932.4
49	322.4	374.7	430.9	491.0	555.0	623.0	694.8	770.6	850.2	933.8
50	323.3	375.6	431.9	492.0	556.1	624.1	696.0	771.9	851.6	935.2
51	324.1	376.5	432.8	493.1	557.2	625.3	697.3	773.1	852.9	936.6
52	325.0	377.4	433.8	494.1	558.3	626.5	698.5	774.5	854.3	938.1
53	325.8	378.3	434.8	495.2	559.4	627.6	699.7	775.8	855.7	939.5
54	326.7	379.3	435.8	496.2	560.5	628.8	701.0	777.1	857.1	940.9
55	327.5	380.2	436.7	497.2	561.6	630.0	702.2	778.4	858.4	942.3
56	328.4	381.1	437.7	498.3	562.7	631.2	703.5	779.7	859.8	943.8
57	329.2	382.0	438.7	499.3	563.9	632.3	704.7	781.0	861.1	945.2
58	330.0	382.9	439.7	500.3	565.0	633.5	705.9	782.3	862.5	946.6
59	330.9	383.8	440.6	501.4	566.1	634.7	707.1	783.6	863.9	948.1

370 TABLE X.—REDUCTION TO THE MERIDIAN. PART I.

Sec.	22 m.	23 m.	24 m.	25 m.	26 m.	27 m.	28 m.	29 m.	30 m.	31 m.
0	949.6	1037.8	1129.9	1225.9	1325.9	1429.7	1537.5	1649.0	1764.6	1884.0
1	951.0	1039.3	1131.4	1227.5	1327.6	1431.4	1539.3	1650.9	1766.6	1886.0
2	952.4	1040.8	1133.0	1229.2	1329.3	1433.2	1541.1	1652.8	1768.5	1888.0
3	953.8	1042.3	1134.6	1230.8	1331.0	1434.9	1542.9	1654.7	1770.5	1890.0
4	955.3	1043.8	1136.2	1232.5	1332.7	1436.7	1544.8	1656.6	1772.4	1892.1
5	956.7	1045.3	1137.8	1234.1	1334.4	1438.5	1546.6	1658.5	1774.4	1894.1
6	958.2	1046.8	1139.3	1235.7	1336.1	1440.3	1548.4	1660.4	1776.3	1896.1
7	959.6	1048.3	1140.9	1237.3	1337.8	1442.1	1550.2	1662.3	1778.3	1898.1
8	961.1	1049.8	1142.5	1239.0	1339.5	1443.9	1552.1	1664.2	1780.3	1900.2
9	962.5	1051.3	1144.0	1240.6	1341.2	1445.6	1553.9	1666.1	1782.3	1902.2
10	963.9	1052.8	1145.6	1242.3	1342.9	1447.4	1555.8	1668.0	1784.2	1904.3
11	965.4	1054.3	1147.2	1243.9	1344.6	1449.2	1557.6	1669.9	1786.2	1906.3
12	966.9	1055.9	1148.8	1245.6	1346.3	1451.0	1559.5	1671.9	1788.2	1908.4
13	968.3	1057.4	1150.4	1247.2	1348.0	1452.8	1561.3	1673.8	1790.1	1910.4
14	969.8	1058.9	1152.0	1248.9	1349.7	1454.5	1563.2	1675.7	1792.1	1912.4
15	971.2	1060.4	1153.6	1250.5	1351.4	1456.3	1565.0	1677.6	1794.1	1914.4
16	972.7	1062.0	1155.2	1252.2	1353.2	1458.1	1566.9	1679.5	1796.1	1916.5
17	974.1	1063.5	1156.8	1253.8	1354.9	1459.9	1568.7	1681.4	1798.1	1918.5
18	975.5	1065.0	1158.3	1255.5	1356.6	1461.6	1570.5	1683.3	1800.0	1920.6
19	977.0	1066.5	1159.9	1257.1	1358.3	1463.4	1572.4	1685.2	1802.0	1922.6
20	978.5	1068.1	1161.5	1258.8	1360.1	1465.2	1574.3	1687.2	1804.0	1924.7
21	979.9	1069.6	1163.1	1260.4	1361.8	1466.9	1576.1	1689.1	1805.9	1926.7
22	981.4	1071.1	1164.7	1262.1	1363.5	1468.7	1578.0	1691.0	1807.9	1928.8
23	982.9	1072.6	1166.3	1263.7	1365.2	1470.5	1579.8	1692.9	1809.9	1930.8
24	984.4	1074.2	1167.9	1265.4	1367.0	1472.3	1581.7	1694.8	1811.9	1932.9
25	985.8	1075.7	1169.5	1267.0	1368.7	1474.0	1583.5	1696.7	1813.9	1935.0
26	987.3	1077.2	1171.1	1268.7	1370.4	1475.9	1585.3	1698.6	1815.8	1937.0
27	988.8	1078.7	1172.7	1270.3	1372.1	1477.7	1587.2	1700.5	1817.8	1939.0
28	990.3	1080.3	1174.3	1272.1	1373.9	1479.5	1589.1	1702.5	1819.8	1941.1
29	991.8	1081.8	1175.9	1273.7	1375.6	1481.3	1590.9	1704.4	1821.8	1943.1
30	993.2	1083.3	1177.5	1275.4	1377.4	1483.1	1592.7	1706.3	1823.8	1945.2
31	994.7	1084.8	1179.1	1277.1	1379.0	1484.9	1594.6	1708.2	1825.8	1947.2
32	996.2	1086.4	1180.7	1278.8	1380.8	1486.7	1596.5	1710.2	1827.7	1949.3
33	997.6	1087.9	1182.3	1280.4	1382.5	1488.5	1598.3	1712.1	1829.6	1951.3
34	999.1	1089.5	1183.9	1282.1	1384.2	1490.3	1600.2	1714.0	1831.6	1953.4
35	1000.6	1091.0	1185.5	1283.8	1385.9	1492.1	1602.1	1715.9	1833.5	1955.5
36	1002.1	1092.6	1187.1	1285.5	1387.7	1493.9	1604.0	1717.9	1835.5	1957.6
37	1003.5	1094.1	1188.7	1287.1	1389.4	1495.7	1605.9	1719.8	1837.5	1959.6
38	1005.0	1095.7	1190.3	1288.8	1391.2	1497.5	1607.7	1721.7	1839.5	1961.7
39	1006.5	1097.2	1191.9	1290.5	1392.9	1499.3	1609.6	1723.6	1841.5	1963.7
40	1008.0	1098.8	1193.5	1292.2	1394.7	1501.1	1611.5	1725.6	1843.5	1965.8
41	1009.4	1100.3	1195.1	1293.8	1396.4	1502.9	1613.3	1727.5	1845.5	1967.8
42	1010.9	1101.9	1196.7	1295.5	1398.2	1504.7	1615.2	1729.5	1847.5	1969.9
43	1012.4	1103.4	1198.3	1297.2	1399.9	1506.5	1617.1	1731.5	1849.5	1972.0
44	1013.9	1105.0	1199.9	1298.9	1401.7	1508.4	1619.0	1733.4	1851.5	1974.1
45	1015.4	1106.5	1201.5	1300.5	1403.4	1510.2	1620.8	1735.3	1853.5	1976.1
46	1016.9	1108.1	1203.1	1302.2	1405.2	1512.0	1622.7	1737.2	1855.5	1978.2
47	1018.4	1109.6	1204.7	1303.9	1406.9	1513.8	1624.6	1739.2	1857.5	1980.3
48	1019.9	1111.2	1206.4	1305.6	1408.7	1515.6	1626.5	1741.2	1859.5	1982.4
49	1021.4	1112.7	1208.0	1307.3	1410.4	1517.4	1628.3	1743.1	1861.5	1984.4
50	1022.8	1114.3	1209.6	1309.0	1412.2	1519.2	1630.2	1745.1	1863.5	1986.5
51	1024.3	1115.8	1211.2	1310.7	1413.9	1521.0	1632.1	1747.0	1865.5	1988.6
52	1025.8	1117.4	1212.9	1312.4	1415.7	1522.9	1634.0	1749.0	1867.5	1990.7
53	1027.3	1118.9	1214.5	1314.1	1417.4	1524.7	1635.9	1750.9	1869.5	1992.7
54	1028.8	1120.5	1216.1	1315.7	1419.2	1526.5	1637.7	1752.9	1871.5	1994.8
55	1030.3	1122.0	1217.7	1317.4	1420.9	1528.3	1639.6	1754.8	1873.5	1996.9
56	1031.8	1123.6	1219.4	1319.1	1422.7	1530.2	1641.5	1756.8	1875.5	1999.0
57	1033.3	1125.1	1221.0	1320.8	1424.4	1532.0	1643.3	1758.7	1877.5	2001.0
58	1034.8	1126.7	1222.6	1322.5	1426.2	1533.8	1645.2	1760.7	1879.5	2003.1
59	1036.3	1128.3	1224.2	1324.2	1427.9	1535.6	1647.1	1762.6	1882.5	2005.1

TABLE X.—REDUCTION TO THE MERIDIAN.

				PART SECOND.						For Rate.				
32 m.	33 m.	34 m.	35 m.	m.	s.	"	m.	s.	"	m.	s.	"	r.	Log. r. factor.
2007.4	2134.6	2265.6	2400.6	5	0	0.01	16	0	0.61	26	0	4.26	+30	9.9996985
2009.4	2136.8	2267.8	2402.9	6	0	0.01	10	0	0.64	10	4.37	29		7085
2011.5	2138.9	2270.0	2405.2	20	0	0.01	20	0	0.67	20	4.48	28		7186
2013.6	2141.1	2272.2	2407.5	30	0	0.02	30	0	0.69	30	4.60	27		7286
2015.7	2143.2	2274.5	2409.8	40	0	0.02	40	0	0.72	40	4.72	26		7387
2017.8	2145.3	2276.7	2412.0	50	0	0.02	50	0	0.75	50	4.83	25		7487
2019.9	2147.5	2278.9	2414.3	7	0	0.03	17	0	0.78	27	4.96	24		7588
2022.0	2149.7	2281.2	2416.6	10	0	0.02	10	0	0.81	10	5.08	23		7688
2024.1	2151.8	2283.4	2418.9	20	0	0.03	20	0	0.84	20	5.20	22		7789
2026.2	2153.9	2285.6	2421.2	30	0	0.03	30	0	0.88	30	5.33	21		7889
2028.3	2156.1	2287.8	2423.5	40	0	0.03	40	0	0.91	40	5.46	20		7990
2030.5	2158.3	2290.0	2425.8	50	0	0.04	50	0	0.95	50	5.60	19		8090
2032.5	2160.5	2292.3	2428.1	8	0	0.04	18	0	0.98	28	5.73	18		8191
2034.6	2162.6	2294.5	2430.4	10	0	0.04	10	1	1.02	10	5.87	17		8291
2036.7	2164.8	2296.8	2432.7	20	0	0.05	20	1	1.06	20	6.01	16		8392
2038.8	2166.9	2299.0	2435.0	30	0	0.05	30	1	1.09	30	6.15	15		8492
2040.9	2169.1	2301.3	2437.3	40	0	0.05	40	1	1.13	40	6.30	14		8593
2043.0	2171.2	2303.6	2439.6	50	0	0.06	50	1	1.18	50	6.44	13		8693
2045.1	2173.4	2305.8	2441.9	9	0	0.06	19	0	1.22	29	6.59	12		8794
2047.2	2175.6	2308.0	2444.2	10	0	0.07	10	1	1.26	10	6.75	11		8894
2049.3	2177.8	2310.2	2446.5	20	0	0.07	20	1	1.30	20	6.90	10		8995
2051.4	2179.9	2312.4	2448.8	30	0	0.08	30	1	1.35	30	7.06	9		9095
2053.5	2182.1	2314.7	2451.1	40	0	0.08	40	1	1.40	40	7.22	8		9196
2055.7	2184.3	2316.9	2453.4	50	0	0.09	50	1	1.44	50	7.38	7		9296
2057.8	2186.4	2319.2	2455.7	10	0	0.09	20	0	1.49	30	7.55	6		9397
2059.9	2188.6	2321.5	2458.0	10	0	0.10	10	1	1.54	10	7.72	5		9497
2062.0	2190.8	2323.7	2460.3	20	0	0.11	20	1	1.60	20	7.89	4		9598
2064.1	2193.0	2325.9	2462.6	30	0	0.11	30	1	1.65	30	8.06	3		9698
2066.2	2195.2	2328.2	2464.9	40	0	0.12	40	1	1.70	40	8.24	2		9799
2068.3	2197.3	2330.4	2467.2	50	0	0.13	50	1	1.76	50	8.42	+1	9.9999899	
2070.4	2199.5	2332.7	2469.5	11	0	0.14	21	0	1.82	31	8.61	0	0.0000000	
2072.6	2201.7	2334.9	2471.8	10	0	0.15	10	1	1.87	10	8.79	-1	0.0000101	
2074.7	2203.9	2337.2	2474.2	20	0	0.15	20	1	1.93	20	8.98	2		0201
2076.8	2206.1	2339.4	2476.5	30	0	0.16	30	1	1.99	30	9.17	3		0302
2078.9	2208.3	2341.7	2478.8	40	0	0.17	40	2	2.06	40	9.37	4		0402
2081.0	2210.5	2343.9	2481.1	50	0	0.18	50	2	2.12	50	9.57	5		0503
2083.2	2212.7	2346.2	2483.5	10	0	0.19	22	0	2.19	32	9.77	6		0603
2085.3	2214.9	2348.5	2485.8	10	0	0.20	10	2	2.25	10	9.97	7		0704
2087.4	2217.1	2350.7	2488.1	20	0	0.22	20	2	2.32	20	10.18	8		0804
2089.6	2219.3	2353.0	2490.4	30	0	0.23	30	2	2.39	30	10.39	9		0905
2091.7	2221.5	2355.2	2492.8	40	0	0.24	40	2	2.46	40	10.61	10		1005
2093.8	2223.7	2357.5	2495.1	50	0	0.25	50	2	2.54	50	10.82	11		1106
2095.9	2225.9	2359.7	2497.4	13	0	0.27	23	0	2.61	33	11.04	12		1206
2098.0	2228.1	2361.9	2499.7	10	0	0.28	10	2	2.69	10	11.27	13		1307
2100.2	2230.3	2364.2	2502.1	20	0	0.30	20	2	2.77	20	11.50	14		1407
2102.3	2232.5	2366.4	2504.4	30	0	0.31	30	2	2.85	30	11.73	15		1508
2104.5	2234.7	2368.7	2506.7	40	0	0.33	40	2	2.93	40	11.96	16		1608
2106.6	2236.9	2371.0	2509.0	50	0	0.34	50	3	3.01	50	12.20	17		1709
2108.8	2239.1	2373.3	2511.4	14	0	0.36	24	0	3.10	34	12.44	18		1809
2110.9	2241.3	2375.5	2513.7	10	0	0.38	10	3	3.18	10	12.69	19		1910
2113.1	2243.5	2377.8	2516.1	20	0	0.39	20	3	3.27	20	12.94	20		2010
2115.2	2245.7	2380.1	2518.4	30	0	0.41	30	3	3.36	30	13.19	21		2111
2117.4	2247.9	2382.4	2520.8	40	0	0.43	40	3	3.45	40	13.45	22		2211
2119.6	2250.1	2384.6	2523.1	50	0	0.45	50	3	3.55	50	13.71	23		2312
2121.7	2252.3	2386.9	2525.4	15	0	0.47	25	0	3.64	35	13.97	24		2412
2123.8	2254.5	2389.2	2527.7	10	0	0.49	10	3	3.74	10	14.24	25		2513
2126.0	2256.7	2391.5	2530.1	20	0	0.52	20	3	3.84	20	14.51	26		2613
2128.1	2258.9	2393.7	2532.4	30	0	0.54	30	3	3.94	30	14.78	27		2714
2130.3	2261.1	2396.0	2534.8	40	0	0.56	40	4	4.05	40	15.06	28		2814
2132.4	2263.4	2398.3	2537.1	50	0	0.59	50	4	4.15	50	15.35	29		2915
				16	0	0.61	26	0	4.26	36	15.63	30	0.0003015	

TABLE XI.—FOR THE EQUATION OF EQUAL

Logarithm of A.											
Min.	2h.	3h.	4h.	5h.	6h.	7h.	8h.	9h.	10h.	11h.	12h.
0	9.4109	9.4172	9.4260	9.4374	9.4515	9.4685	9.4884	9.5115	9.5379	9.5680	9.6021
2	.4111	.4174	.4263	.4378	.4521	.4691	.4892	.5123	.5389	.5691	.6033
4	.4113	.4177	.4266	.4383	.4526	.4697	.4899	.5132	.5398	.5701	.6045
6	.4114	.4179	.4270	.4387	.4531	.4704	.4906	.5140	.5408	.5712	.6057
8	.4116	.4182	.4273	.4391	.4536	.4710	.4913	.5148	.5417	.5723	.6069
10	9.4118	9.4184	9.4277	9.4396	9.4542	9.4716	9.4921	9.5157	9.5427	9.5734	9.6082
12	.4120	.4187	.4280	.4400	.4547	.4723	.4928	.5165	.5436	.5745	.6094
14	.4121	.4190	.4284	.4405	.4552	.4729	.4935	.5174	.5446	.5756	.6106
16	.4123	.4193	.4288	.4409	.4558	.4735	.4943	.5182	.5456	.5767	.6119
18	.4125	.4195	.4291	.4414	.4563	.4742	.4950	.5191	.5466	.5778	.6131
20	9.4127	9.4198	9.4295	9.4418	9.4569	9.4748	9.4958	9.5199	9.5475	9.5789	9.6144
22	.4129	.4201	.4299	.4423	.4574	.4755	.4965	.5208	.5485	.5800	.6156
24	.4131	.4204	.4302	.4427	.4580	.4761	.4973	.5217	.5495	.5811	.6169
26	.4133	.4207	.4306	.4432	.4585	.4768	.4980	.5225	.5505	.5822	.6182
28	.4135	.4209	.4310	.4437	.4591	.4774	.4988	.5234	.5515	.5834	.6194
30	9.4137	9.4212	9.4314	9.4441	9.4597	9.4781	9.4996	9.5243	9.5525	9.5845	9.6207
32	.4139	.4215	.4317	.4446	.4602	.4788	.5003	.5252	.5535	.5856	.6220
34	.4141	.4218	.4321	.4451	.4608	.4794	.5011	.5261	.5545	.5868	.6233
36	.4144	.4221	.4325	.4456	.4614	.4801	.5019	.5269	.5555	.5879	.6246
38	.4146	.4224	.4329	.4460	.4620	.4808	.5027	.5278	.5565	.5891	.6259
40	9.4148	9.4227	9.4333	9.4465	9.4625	9.4815	9.5035	9.5287	9.5576	9.5902	9.6272
42	.4150	.4231	.4337	.4470	.4631	.4821	.5042	.5296	.5586	.5914	.6285
44	.4152	.4234	.4341	.4475	.4637	.4828	.5050	.5305	.5596	.5926	.6298
46	.4155	.4237	.4345	.4480	.4643	.4835	.5058	.5315	.5606	.5937	.6311
48	.4157	.4240	.4349	.4485	.4649	.4842	.5066	.5324	.5617	.5949	.6325
50	9.4159	9.4243	9.4353	9.4490	9.4655	9.4849	9.5074	9.5333	9.5627	9.5961	9.6338
52	.4162	.4246	.4357	.4494	.4661	.4856	.5082	.5342	.5638	.5973	.6351
54	.4164	.4250	.4361	.4500	.4667	.4863	.5091	.5351	.5648	.5985	.6365
56	.4167	.4253	.4366	.4505	.4673	.4870	.5099	.5361	.5659	.5997	.6378
58	.4169	.4256	.4370	.4510	.4679	.4877	.5107	.5370	.5669	.6009	.6392

Logarithm of A.											
Min.	13h.	14h.	15h.	16h.	17h.	18h.	19h.	20h.	21h.	22h.	23h.
0	9.6406	9.6841	9.7333	9.7895	9.8539	9.9287	0.0172	0.1249	0.2623	0.4523	0.7689
2	.6419	.6856	.7351	.7915	.8562	.9314	.0204	.1290	.2676	.4601	.7842
4	.6433	.6872	.7369	.7935	.8585	.9341	.0237	.1330	.2729	.4680	.8000
6	.6447	.6887	.7386	.7955	.8608	.9368	.0270	.1371	.2783	.4761	.8163
8	.6461	.6903	.7404	.7975	.8632	.9396	.0303	.1412	.2838	.4842	.8333
10	9.6474	9.6919	9.7422	9.7996	9.8655	9.9424	0.0336	0.1454	0.2893	0.4926	0.8508
12	.6488	.6934	.7440	.8016	.8679	.9451	.0370	.1496	.2949	.5010	.8691
14	.6502	.6950	.7458	.8037	.8703	.9479	.0403	.1538	.3005	.5097	.8882
16	.6516	.6966	.7476	.8058	.8727	.9508	.0437	.1581	.3063	.5184	.9080
18	.6530	.6982	.7494	.8078	.8751	.9536	.0472	.1623	.3120	.5274	.9288
20	9.6545	9.6998	9.7512	9.8099	9.8775	9.9564	0.0506	0.1667	0.3179	0.5365	0.9506
22	.6559	.7014	.7531	.8120	.8799	.9593	.0541	.1711	.3238	.5458	.9734
24	.6573	.7030	.7549	.8141	.8824	.9622	.0576	.1755	.3298	.5553	.9975
26	.6588	.7047	.7568	.8162	.8848	.9651	.0611	.1799	.3359	.5649	1.0228
28	.6602	.7063	.7586	.8184	.8873	.9680	.0646	.1844	.3420	.5748	1.0497
30	9.6616	9.7079	9.7605	9.8205	9.8898	9.9709	0.0682	0.1889	0.3482	0.5848	1.0783
32	.6631	.7096	.7624	.8227	.8923	.9739	.0718	.1935	.3545	.5951	1.1089
34	.6645	.7112	.7642	.8248	.8948	.9769	.0754	.1981	.3609	.6056	1.1416
36	.6660	.7129	.7661	.8270	.8973	.9798	.0790	.2028	.3674	.6164	1.1770
38	.6675	.7146	.7680	.8292	.8999	.9829	.0827	.2075	.3739	.6273	1.2154
40	9.6690	9.7162	9.7699	9.8314	9.9024	9.9859	0.0864	0.2122	0.3805	0.6386	1.2573
42	.6704	.7179	.7718	.8336	.9050	.9889	.0901	.2170	.3873	.6501	1.3037
44	.6719	.7196	.7738	.8358	.9075	.9920	.0939	.2218	.3941	.6619	1.3554
46	.6734	.7213	.7757	.8380	.9101	.9951	.0976	.2267	.4010	.6740	1.4140
48	.6749	.7230	.7776	.8402	.9127	.9982	.1015	.2316	.4080	.6865	1.4815
50	9.6764	9.7247	9.7796	9.8425	9.9154	0.0013	0.1053	0.2366	0.4151	0.6993	1.5613
52	.6779	.7264	.7815	.8447	.9180	.0044	.1092	.2416	.4223	.7124	1.6588
54	.6795	.7281	.7835	.8470	.9206	.0076	.1131	.2467	.4297	.7259	1.7844
56	.6810	.7299	.7855	.8493	.9233	.0108	.1170	.2518	.4371	.7398	1.9619
58	.6825	.7316	.7875	.8516	.9260	.0140	.1209	.2570	.4446	.7541	2.2627

Logarithm of B.												B neg.
	2h.	3h.	4h.	5h.	6h.	7h.	8h.	9h.	10h.	11h.	12h.	
9.3959	9.3828	9.3635	9.3369	9.3010	9.2530	9.1874	9.0943	8.9509	8.6837	Inf.		
.3955	.3822	.3627	.3358	.2996	.2511	.1848	.0906	.9447	.6701	.2431		
.3952	.3817	.3620	.3348	.2982	.2492	.1822	.0867	.9384	.6560	.5453		
.3948	.3811	.3612	.3337	.2968	.2473	.1796	.0828	.9320	.6414	.7226		
.3944	.3806	.3604	.3327	.2954	.2454	.1769	.0789	.9254	.6262	.8488		
9.3941	9.3800	9.3596	9.3316	9.2940	9.2434	9.1742	9.0749	8.9187	8.6103	7.9469		
.3937	.3794	.3588	.3305	.2925	.2415	.1715	.0708	.9118	.5937	8.0273		
.3933	.3789	.3580	.3294	.2911	.2395	.1687	.0667	.9048	.5764	.0955		
.3929	.3783	.3572	.3283	.2896	.2375	.1659	.0625	.8977	.5583	.1547		
.3925	.3777	.3564	.3272	.2881	.2355	.1630	.0583	.8903	.5392	.2071		
9.3921	9.3771	9.3555	9.3261	9.2866	9.2334	9.1602	9.0540	8.8829	8.5192	8.2541		
.3917	.3765	.3547	.3249	.2850	.2313	.1573	.0496	.8752	.4981	.2967		
.3913	.3759	.3538	.3238	.2835	.2292	.1543	.0452	.8674	.4758	.3357		
.3909	.3752	.3530	.3226	.2819	.2271	.1513	.0406	.8594	.4521	.3717		
.3905	.3746	.3521	.3214	.2804	.2250	.1483	.0360	.8512	.4270	.4051		
9.3900	9.3740	9.3512	9.3203	9.2788	9.2228	9.1453	9.0314	8.8427	8.4001	8.4363		
.3896	.3733	.3503	.3191	.2772	.2206	.1422	.0266	.8341	.3713	.4657		
.3892	.3727	.3494	.3178	.2756	.2184	.1390	.0218	.8253	.3403	.4932		
.3887	.3720	.3485	.3166	.2739	.2162	.1359	.0169	.8162	.3067	.5192		
.3882	.3713	.3476	.3154	.2723	.2140	.1327	.0119	.8068	.2701	.5440		
9.3878	9.3707	9.3467	9.3142	9.2706	9.2117	9.1294	9.0069	8.7972	8.2299	8.5675		
.3873	.3700	.3457	.3129	.2689	.2094	.1261	.0017	.7873	.1853	.5899		
.3868	.3693	.3448	.3116	.2672	.2070	.1228	.9965	.7772	.1354	.6114		
.3863	.3686	.3438	.3103	.2655	.2047	.1194	.9911	.7668	.0786	.6320		
.3859	.3679	.3429	.3091	.2638	.2023	.1159	.9857	.7560	.0128	.6517		
9.3854	9.3672	9.3419	9.3078	9.2620	9.1999	9.1125	8.9802	8.7449	7.9348	8.6707		
.3849	.3665	.3409	.3064	.2602	.1974	.1089	.9745	.7335	.8301	.6890		
.3843	.3657	.3399	.3051	.2584	.1950	.1054	.9688	.7217	.7154	.7067		
.3838	.3650	.3389	.3038	.2566	.1925	.1017	.9630	.7094	.5405	.7237		
.3833	.3643	.3379	.3024	.2548	.1900	.0981	.9570	.6968	.2407	.7402		

Logarithm of B negative.

	13h.	14h.	15h.	16h.	17h.	18h.	19h.	20h.	21h.	22h.	23h.
8.7563	9.0971	9.3162	9.4884	9.6383	9.7782	9.9167	0.0625	0.2279	0.4372	0.7652	
.7718	.1057	.3225	.4937	.6431	.7827	.9213	.0676	.2339	.4455	.7807	
.7868	.1141	.3287	.4990	.6478	.7873	.9260	.0727	.2401	.4540	.7967	
.8015	.1224	.3350	.5042	.6526	.7919	.9307	.0779	.2462	.4625	.8133	
.8158	.1306	.3411	.5094	.6573	.7965	.9355	.0830	.2524	.4711	.8305	
8.8296	9.1387	9.3472	9.5146	9.6621	9.8011	9.9402	0.0882	0.2587	0.4799	0.8483	
.8432	.1468	.3533	.5197	.6668	.8057	.9449	.0935	.2650	.4889	.8667	
.8564	.1547	.3593	.5248	.6715	.8103	.9497	.0987	.2714	.4980	.8860	
.8692	.1625	.3653	.5300	.6762	.8149	.9544	.1040	.2778	.5072	.9060	
.8818	.1703	.3713	.5351	.6809	.8195	.9592	.1093	.2843	.5165	.9270	
8.8941	9.1779	9.3772	9.5401	9.6856	9.8241	9.9640	0.1146	0.2909	0.5261	0.9489	
.9062	.1855	.3831	.5452	.6903	.8287	.9687	.1200	.2975	.5358	.9719	
.9180	.1930	.3889	.5502	.6949	.8333	.9735	.1253	.3041	.5457	.9961	
.9295	.2004	.3947	.5553	.6996	.8379	.9784	.1308	.3109	.5557	1.0216	
.9408	.2078	.4005	.5603	.7043	.8425	.9832	.1362	.3177	.5660	.0487	
8.9519	9.2150	9.4062	9.5653	9.7089	9.8471	9.9880	0.1417	0.3245	0.5764	1.0774	
.9627	.2222	.4119	.5702	.7136	.8517	.9929	.1472	.3315	.5871	.1081	
.9734	.2293	.4175	.5752	.7182	.8563	.9977	.1527	.3385	.5979	.1409	
.9839	.2364	.4232	.5801	.7228	.8609	0.0026	.1582	.3456	.6090	.1764	
.9942	.2434	.4288	.5850	.7275	.8655	.0075	.1638	.3527	.6204	.2149	
9.0043	9.2503	9.4343	9.5900	9.7321	9.8701	0.0124	0.1695	0.3599	0.6319	1.2569	
.0142	.2571	.4399	.5948	.7367	.8748	.0173	.1751	.3673	.6438	.3033	
.0240	.2639	.4454	.5997	.7413	.8794	.0223	.1808	.3747	.6569	.3552	
.0336	.2706	.4509	.6046	.7459	.8840	.0272	.1866	.3822	.6684	.4138	
.0431	.2773	.4563	.6094	.7505	.8887	.0322	.1924	.3897	.6811	.4814	
9.0524	9.2839	9.4617	9.6143	9.7552	9.8933	0.0372	0.1982	0.3974	0.6942	1.5612	
.0616	.2905	.4671	.6191	.7598	.8980	.0422	.2040	.4052	.7076	.6587	
.0707	.2970	.4725	.6239	.7644	.9026	.0473	.2099	.4130	.7214	.7843	
.0796	.3034	.4778	.6287	.7690	.9073	.0523	.2159	.4210	.7355	.9610	
.0884	.3098	.4831	.6335	.7736	.9120	.0574	.2219	.4291	.7501	2.2627	

374 TABLE XII.—LENGTH OF A DEGREE OF LONG. AN

Geograph. Latitude.	Angle of Vertical.	Diff.	Logarithm of Earth's Radius.	Diff.	Deg. of Meridian English Feet.	Diff.	Deg. of Parallel English Feet.
0 0	0 0.00		0.0000000		362748.33		365185.71
1 0	0 24.02	24.02	9.9999996	4	749.43	1.10	5130.47
2 0	0 48.02	24.00		14	752.75	3.32	4964.74
3 0	1 11.95	23.93		21	758.28	5.53	4688.57
4 0	1 35.80	23.85		31	766.00	7.72	4302.05
5 0	1 59.54	23.74		39	775.91	9.91	3805.29
6 0	2 23.12	23.58	9.9999843	48	362788.01	12.10	363198.43
7 0	2 46.54	23.42		57	802.27	14.26	2481.64
8 0	3 9.76	23.22		65	818.68	16.41	1655.13
9 0	3 32.74	22.98		73	837.22	18.54	0719.13
10 0	3 55.47	22.73		82	857.86	20.64	359673.92
11 0	4 17.92	22.45		90	880.59	22.73	8519.79
12 0	4 40.06	22.14	9.9999377	99	362905.37	24.78	357257.07
13 0	5 1.85	21.43		106	932.18	26.81	5886.13
14 0	5 23.28	21.05		114	960.98	28.80	4407.36
15 0	5 44.33	20.62		122	991.74	30.76	2821.19
16 0	6 4.95	20.19		130	363024.42	32.68	1128.07
17 0	6 25.14	19.72		137	058.99	34.57	349328.50
18 0	6 44.86	19.23	9.9998624	144	363095.40	36.41	347422.98
19 0	7 4.09	18.71		152	133.61	38.21	5412.07
20 0	7 22.80	18.19		158	173.57	39.96	3296.36
21 0	7 40.99	17.62		165	215.23	41.66	1076.45
22 0	7 58.61	17.05		172	258.56	43.33	338752.98
23 0	8 15.66	16.44		178	303.49	44.93	6326.62
24 0	8 32.10	15.83	9.9997614	185	363349.96	46.47	333798.68
25 0	8 47.93	15.19		190	397.93	47.97	1168.10
26 0	9 3.12	14.53		196	447.34	49.41	328437.44
27 0	9 17.65	13.85		201	498.13	50.79	5606.89
28 0	9 31.50	13.16		207	550.24	52.11	2677.27
29 0	9 44.66	12.46		212	603.60	53.36	319649.44
30 0	9 57.12	2.00	9.9996392	216	363658.14	54.54	316524.29
10	59.12	1.99		37	667.34	9.20	5994.03
20	1.11	1.96		36	676.58	9.24	5461.10
30	3.07	1.95		37	685.84	9.26	4925.50
40	5.02	1.92		37	695.14	9.30	4387.23
50	6.94	1.91		37	704.46	9.32	3846.31
31 0	10 8.85	1.88	9.9996171	37	363713.81	9.35	313302.72
10	10.73	1.86		37	723.20	9.39	2756.48
20	12.59	1.85		38	732.61	9.41	2207.60
30	14.44	1.82		37	742.05	9.44	1656.08
40	16.26	1.80		38	751.52	9.47	1101.91
50	18.06	1.78		37	761.02	9.50	0545.11
32 0	19.84	1.76	9.9995946	38	363770.54	9.52	309985.68
10	21.60	1.74		38	780.10	9.56	9423.63
20	23.34	1.71		38	789.68	9.58	8858.95
30	25.05	1.70		38	799.29	9.61	8291.66
40	26.75	1.68		38	808.92	9.63	7721.76
50	28.43	1.65		39	818.58	9.66	7149.25
33 0	30.08	1.63	9.9995717	38	363828.27	9.69	306574.14
10	31.71	1.61		39	837.98	9.71	5996.43
20	33.32	1.59		38	847.72	9.74	5416.13
30	34.91	1.57		39	857.48	9.76	4833.24
40	36.48	1.55		39	867.26	9.78	4247.77
50	38.03	1.52		39	877.07	9.81	3659.72
34 0	39.55	1.51	9.9995484	39	363886.91	9.84	303069.10
10	41.06	1.48		39	896.77	9.86	2475.91
20	42.54	1.46		39	906.65	9.88	1880.16
30	44.00	1.44		39	916.55	9.90	1281.84
40	45.44	1.42		40	926.48	9.93	0680.97
50	46.86	1.39		39	936.43	9.95	0077.55
35 0	48.25	1.39	9.9995248	40	363946.40	9.97	299471.60

ANGLE OF THE VERTICAL AND LOG. OF EARTH'S RADIUS. 37

Geograph. Latitude.	Angle of Vertical.	Diff.	Logarithm of Earth's Radius.	Diff.	Deg. of Meridian. English Feet.	Diff.	Deg. of Parallel. English Feet.	Diff.
35 0	10 48.25	1.38	9.9995248	40	363946.40		299471.60	608.51
10	49.63	1.35	5208	39	956.39	9.99	8863.09	611.03
20	50.98	1.33	5169	40	966.41	10.02	8252.06	613.57
30	52.31	1.31	5129	40	976.44	10.03	7638.49	616.09
40	53.62	1.28	5089	40	986.49	10.05	7022.40	618.60
50	54.90	1.26	5049	40	996.57	10.08	6403.80	621.13
36 0	10 56.16	1.25	9.9995009	40	364006.67	10.10	295782.67	623.63
10	57.41	1.22	4969	40	016.78	10.11	5159.04	626.14
20	58.63	1.19	4929	41	026.91	10.13	4532.90	628.63
30	59.82	1.18	4888	41	037.07	10.16	3904.27	631.13
40	1 00	1.15	4848	40	047.24	10.17	3273.14	633.62
50	2.15	1.13	4807	41	057.43	10.19	2639.52	636.10
37 0	11 3.28	1.11	9.9994767	41	364067.64	10.21	292003.42	638.58
10	4.39	1.08	4726	41	077.86	10.22	1364.84	641.05
20	5.47	1.07	4686	40	088.10	10.24	0723.79	643.51
30	6.54	1.04	4645	41	098.36	10.26	0080.28	645.98
40	7.58	1.01	4604	41	108.64	10.28	289434.30	648.44
50	8.59	1.00	4563	41	118.93	10.29	8785.86	650.89
38 0	11 9.59	.97	9.9994522	41	364129.24	10.31	288134.97	653.34
10	10.56	.95	4481	41	139.56	10.32	7481.63	655.78
20	11.51	.93	4440	41	149.90	10.34	6825.85	658.21
30	12.44	.90	4399	41	160.25	10.35	6167.64	660.65
40	13.34	.88	4358	41	170.62	10.37	5506.99	663.06
50	14.22	.86	4317	41	181.00	10.38	4843.93	665.49
39 0	11 15.08	.81	9.9994276	42	364191.40	10.40	284178.44	667.90
10	15.92	.79	4234	41	201.80	10.42	3510.54	670.31
20	16.73	.77	4193	41	212.22	10.44	2840.23	672.71
30	17.52	.75	4152	41	222.66	10.45	2167.52	675.11
40	18.29	.72	4110	42	233.11	10.46	1492.41	677.50
50	19.04	.70	4069	41	243.57	10.47	0814.91	679.90
40 0	11 19.76	.67	9.9994027	42	364254.04	10.48	280135.01	682.26
10	20.46	.66	3985	42	264.52	10.49	279452.75	684.65
20	21.13	.63	3944	41	275.01	10.50	8768.10	687.01
30	21.79	.61	3902	42	285.51	10.52	8081.09	689.38
40	22.42	.59	3860	42	296.03	10.53	7391.77	691.74
50	23.02	.56	3819	41	306.55	10.54	6699.97	694.08
41 0	11 23.61	.53	9.9993777	42	364317.08	10.55	276005.89	696.43
10	24.17	.52	3735	42	327.62	10.56	5309.46	698.78
20	24.70	.49	3693	42	338.17	10.57	4610.68	701.12
30	25.22	.47	3651	42	348.73	10.57	3909.56	703.43
40	25.71	.44	3609	42	359.30	10.58	3206.13	705.77
50	26.18	.42	3567	42	369.87	10.58	2500.36	708.08
42 0	11 26.62	.40	9.9993525	42	364380.45	10.59	271792.28	710.39
10	27.04	.38	3483	42	391.04	10.60	1081.89	712.70
20	27.44	.35	3441	42	401.64	10.60	0369.19	715.00
30	27.82	.33	3399	42	412.24	10.61	269654.19	717.29
40	28.17	.31	3357	42	422.85	10.61	8936.90	719.58
50	28.50	.28	3315	42	433.46	10.62	8217.32	721.87
43 0	11 28.80	.26	9.9993273	43	364444.08	10.62	267495.45	724.14
10	29.08	.24	3230	42	454.70	10.63	6771.31	726.41
20	29.34	.21	3188	42	465.33	10.63	6044.90	728.68
30	29.58	.19	3146	42	475.96	10.63	5316.22	730.93
40	29.79	.16	3104	42	486.59	10.64	4585.29	733.19
50	29.98	.15	3062	43	497.23	10.64	3852.10	735.43
44 0	11 30.14	.12	9.9993019	42	364507.87	10.65	263116.67	737.67
10	30.29	.09	2977	42	518.52	10.65	2379.00	739.91
20	30.41	.07	2935	43	529.16	10.65	1639.09	742.13
30	30.50	.05	2892	42	539.81	10.65	0896.96	744.36
40	30.57	.03	2850	42	550.46	10.66	0152.60	746.57
50	30.62	.03	2808	42	561.12	10.66	259406.03	748.78
45 0	11 30.65		9.9992766	42	364571.77	10.65	258657.25	

376 TABLE XII.—LENGTH OF A DEGREE OF LONG. AND LAT.

Geograph. Latitude.	Angle of Vertical.	Diff.	Logarithm of Earth's Radius.	Diff.	Deg. of Meridian. English Feet.	Diff.	Deg. of Parallel. English Feet.	Diff.
45 0	11 30.65		9.9992766		364571.77		258657.25	
10	30.65	.00	2723	43	582.42	10.65	7906.26	750.99
20	30.63	.02	2681	42	593.08	10.66	7153.08	753.18
30	30.58	.05	2639	42	603.73	10.65	6397.71	755.37
40	30.51	.07	2596	43	614.38	10.65	5640.15	757.56
50	30.42	.09	2554	42	625.03	10.65	4880.42	759.73
46 0	11 30.31	.11	9.9992512	42	364635.68	10.65	254118.51	761.91
10	30.17	.14	2470	42	646.33	10.65	3354.43	764.08
20	30.01	.16	2427	43	656.98	10.65	2588.20	766.23
30	29.82	.19	2385	42	667.62	10.64	1819.82	768.38
40	29.61	.21	2343	42	678.26	10.64	1049.29	770.53
50	29.38	.23	2300	43	688.90	10.64	0276.62	772.67
47 0	11 29.12	.26	9.9992258	42	364699.54	10.64	249501.81	774.81
10	28.85	.27	2216	42	710.17	10.63	8724.88	776.93
20	28.54	.31	2174	42	720.80	10.63	7945.83	779.05
30	28.22	.32	2132	42	731.42	10.62	7164.66	781.17
40	27.87	.35	2089	43	742.03	10.61	6381.39	783.27
50	27.50	.37	2047	42	752.65	10.62	5596.01	785.38
48 0	11 27.10	.40	9.9992005	42	364763.25	10.60	244808.54	787.47
10	26.69	.41	1963	42	773.85	10.60	4018.98	789.56
20	26.24	.45	1921	42	784.45	10.60	3227.34	791.64
30	25.78	.46	1879	42	795.04	10.59	2433.62	793.72
40	25.29	.49	1837	42	805.62	10.58	1637.84	795.78
50	24.78	.51	1795	42	816.19	10.57	0839.99	797.85
49 0	11 24.24	.54	9.9991752	42	364826.75	10.56	240040.09	799.90
10	23.69	.55	1711	42	837.31	10.56	239238.14	801.95
20	23.11	.58	1669	42	847.86	10.55	8434.15	803.99
30	22.50	.61	1627	42	858.40	10.54	7628.12	806.03
40	21.87	.63	1586	41	868.93	10.53	6820.07	808.05
50	21.22	.65	1544	42	879.45	10.52	6009.99	810.06
50 0	11 20.55	.67	9.9991502	42	364889.96	10.51	235197.90	812.09
10	19.85	.70	1460	42	900.46	10.50	4383.80	814.10
20	19.13	.72	1419	41	910.95	10.49	3567.70	816.10
30	18.39	.74	1377	42	921.43	10.48	2749.60	818.10
40	17.63	.76	1335	42	931.90	10.47	1929.52	820.08
50	16.84	.79	1294	41	942.36	10.46	1107.46	822.06
51 0	11 16.02	.82	9.9991252	42	364952.80	10.44	230283.42	824.04
10	15.19	.83	1211	41	963.23	10.43	229457.42	826.00
20	14.33	.86	1170	42	973.65	10.42	8629.45	827.97
30	13.45	.88	1128	42	984.06	10.41	7799.54	829.91
40	12.55	.90	1087	41	994.45	10.39	6967.67	831.87
50	11.62	.93	1046	41	1004.83	10.38	6133.87	833.80
52 0	11 10.67	.95	9.9991005	41	365004.83	10.37	6133.87	835.74
10	9.70	.97	0963	42	1015.20	10.37	225298.13	837.66
20	8.71	.99	0922	41	025.55	10.35	4460.47	839.57
30	7.69	1.02	0881	41	035.88	10.33	3620.90	841.49
40	6.66	1.03	0840	41	046.20	10.32	2779.41	843.40
50	5.60	1.06	0800	40	056.51	10.31	1936.01	845.29
53 0	11 4.51	1.09	9.9990759	41	365077.06	10.27	1090.72	847.18
10	3.40	1.11	0718	41	066.79	10.27	220243.54	849.07
20	2.27	1.13	0677	41	087.32	10.26	219394.47	850.93
30	1.12	1.15	0637	40	097.56	10.24	8543.54	852.81
40	59.94	1.18	0596	41	107.78	10.22	7690.73	854.67
50	58.74	1.20	0556	41	117.98	10.20	6836.06	856.53
54 0	10 57.52	1.22	9.9990515	40	365138.34	10.19	5979.53	858.37
10	56.28	1.24	0475	40	128.17	10.17	215121.16	860.21
20	55.02	1.26	0435	40	148.49	10.15	4260.95	862.05
30	53.73	1.29	0395	40	158.61	10.12	3398.90	863.86
40	52.42	1.31	0355	40	168.72	10.11	2535.04	865.69
50	51.09	1.33	0315	40	178.81	10.09	1669.35	867.50
55 0	10 49.74	1.35	9.9990275	40	365198.93	10.07	210801.85	869.30
						10.05	209922.55	

BLE OF THE VERTICAL AND LOG. OF EARTH'S RADIUS. 377

Graph. Altitude.	Angle of Vertical.	Diff.	Logarithm of Earth's Radius.	Diff.	Deg. of Meridian. English Feet.	Diff.	Deg. of Parallel. English Feet.	Diff.
5 0	10 49.74	1.38	9.9990275	40	365198.93	10.03	209932.55	871.11
10	48.36	1.39	0235	40	208.96	10.01	9061.44	872.88
20	46.97	1.42	0195	40	218.97	9.99	8188.56	874.67
30	45.55	1.44	0155	40	228.96	9.96	7313.89	876.45
40	44.11	1.46	0116	39	238.92	9.94	6437.44	878.21
50	42.65	1.49	0076	39	248.86	9.92	5559.23	879.97
56 0	10 41.16	1.51	9.9990037	39	365258.78	9.90	204679.26	881.72
10	39.65	1.52	9.9989998	40	268.68	9.87	3797.54	883.47
20	38.13	1.55	9958	39	278.55	9.85	2914.07	885.20
30	36.58	1.57	9919	39	288.40	9.83	2028.87	886.94
40	35.01	1.60	9880	39	298.23	9.80	1141.93	888.65
50	33.41	1.61	9841	39	308.03	9.77	200253.28	890.38
57 0	10 31.80	1.64	9.9989802	38	365317.80	9.76	199362.90	892.08
10	30.16	1.66	9764	39	327.56	9.73	8470.82	893.78
20	28.50	1.67	9725	39	337.29	9.70	7577.04	895.47
30	26.83	1.70	9686	38	346.99	9.67	6681.57	897.15
40	25.13	1.73	9648	38	356.66	9.65	5784.42	898.84
50	23.40	1.74	9610	39	366.31	9.62	4885.58	900.50
58 0	10 21.66	1.76	9.9989571	38	365375.93	9.60	193985.08	902.17
10	19.90	1.79	9533	38	385.53	9.57	3082.91	903.82
20	18.11	1.80	9495	38	395.10	9.54	2179.09	905.46
30	16.31	1.83	9457	38	404.64	9.52	1273.63	907.11
40	14.48	1.85	9419	37	414.16	9.49	0366.52	908.74
50	12.63	1.86	9382	38	423.65	9.45	189457.78	910.35
59 0	10 10.77	1.89	9.9989344	37	365433.10	9.43	188547.43	911.98
10	8.88	1.91	9307	38	442.53	9.40	7635.45	913.59
20	6.97	1.93	9269	37	451.93	9.37	6721.86	915.19
30	5.04	1.96	9232	37	461.30	9.34	5806.67	916.77
40	3.08	1.97	9195	37	470.64	9.31	4889.90	918.37
50	1.11	1.99	9158	37	479.95	9.28	3971.53	919.94
60 0	9 59.12	12.38	9.9989121	219	365489.23	55.02	183051.59	5552.34
61 0	9 46.74	13.09	8902	214	544.25	53.85	177499.25	5607.15
62 0	9 33.65	13.80	8688	209	598.10	52.60	171892.10	5660.26
63 0	9 19.85	14.49	8479	204	650.70	51.30	166231.84	5711.63
64 0	9 5.36	15.15	8275	199	702.00	49.94	160520.21	5761.26
65 0	8 50.21	15.81	8077	193	751.94	48.50	154758.95	5809.12
66 0	8 34.40	16.43	9.9987884	187	365800.44	47.01	148949.83	5855.20
67 0	8 17.97	17.05	7697	180	847.45	45.46	143094.63	5899.49
68 0	8 0.92	17.63	7517	175	892.91	43.86	137195.14	5941.96
69 0	7 43.29	18.21	7342	168	936.77	42.20	131253.18	5982.61
70 0	7 25.08	18.75	7174	161	978.97	40.48	125270.57	6021.43
71 0	7 6.33	19.27	7013	154	366019.45	38.72	119249.14	6058.36
72 0	6 47.06	19.78	9.9986859	146	366058.17	36.91	113190.78	6093.46
73 0	6 27.28	20.25	6713	140	095.08	35.06	107097.32	6126.66
74 0	6 7.03	20.70	6573	132	130.14	33.16	100970.66	6157.96
75 0	5 46.33	21.13	6441	124	163.30	31.21	94812.70	6187.38
76 0	5 25.20	21.53	6317	116	194.51	29.23	88625.32	6214.88
77 0	5 3.67	21.90	6201	108	223.74	27.22	82410.44	6240.47
78 0	4 41.77	22.24	9.9986093	100	366250.96	25.17	76169.97	6264.10
79 0	4 19.53	22.57	5993	92	276.13	23.08	69905.87	6285.80
80 0	3 56.96	22.86	5901	83	299.21	20.98	63620.07	6305.54
81 0	3 34.10	23.12	5818	75	320.19	18.83	57314.53	6323.36
82 0	3 10.98	23.35	5743	67	339.02	16.67	50991.17	6339.19
83 0	2 47.63	23.56	5676	57	355.69	14.50	44651.98	6353.05
84 0	2 24.07	23.74	9.9985619	49	366370.19	12.30	38298.93	6364.96
85 0	2 0.33	23.89	5570	40	382.49	10.08	31933.97	6374.89
86 0	1 36.44	24.01	5530	32	392.57	7.86	25559.08	6382.81
87 0	1 12.43	24.09	5498	22	400.43	5.61	19176.27	6388.78
88 0	0 48.34	24.16	5476	13	406.04	3.38	12787.49	6392.71
89 0	0 24.18	24.18	5463	5	409.42	1.12	6394.74	6394.7
90 0	0 0.00		9.9985458		366410.54		0000.00	

Augmentation of the Moon's Semi-diameter, on account of her apparent Altitude.

Reduction of the Moon's equatorial Parallax.

App. Alt.	Horizontal Semi-diameter.						Latitude.	Moon's Equatorial Parallax.			Latitude.	Moon's Equatorial Parallax.		
	14 30	15 0	15 30	16 0	16 30	17 0		53'	57'	61'		53'	57'	61'
0	0.10	0.12	0.13	0.14	0.15	0.17	0	0.00	0.00	0.00	45	5.29	5.69	6.09
2	0.58	0.62	0.66	0.71	0.76	0.81	1	0.00	0.00	0.00	46	5.48	5.89	6.30
4	1.05	1.12	1.20	1.28	1.37	1.46	2	0.01	0.01	0.01	47	5.66	6.09	6.52
6	1.51	1.62	1.74	1.86	1.98	2.10	3	0.03	0.03	0.03	48	5.85	6.29	6.73
8	1.98	2.12	2.27	2.42	2.58	2.75	4	0.05	0.06	0.06	49	6.03	6.49	6.94
10	2.44	2.62	2.80	2.99	3.18	3.39	5	0.08	0.09	0.09	50	6.22	6.69	7.15
12	2.90	3.11	3.33	3.56	3.78	4.02	6	0.12	0.12	0.13	51	6.40	6.88	7.36
14	3.36	3.61	3.86	4.11	4.37	4.66	7	0.16	0.17	0.18	52	6.58	7.08	7.57
16	3.82	4.10	4.38	4.67	4.97	5.28	8	0.20	0.22	0.24	53	6.76	7.27	7.78
18	4.28	4.58	4.89	5.22	5.56	5.90	9	0.26	0.28	0.30	54	6.94	7.46	7.98
20	4.72	5.06	5.41	5.76	6.14	6.52	10	0.32	0.34	0.37	55	7.11	7.65	8.19
22	5.16	5.53	5.91	6.30	6.71	7.13	11	0.38	0.41	0.44	56	7.29	7.84	8.39
24	5.60	5.99	6.41	6.83	7.27	7.72	12	0.46	0.49	0.52	57	7.46	8.02	8.58
26	6.03	6.45	6.90	7.35	7.83	8.31	13	0.54	0.57	0.61	58	7.63	8.20	8.78
28	6.45	6.91	7.38	7.87	8.37	8.89	14	0.62	0.66	0.71	59	7.79	8.38	8.97
30	6.86	7.35	7.85	8.37	8.91	9.46	15	0.71	0.76	0.81	60	7.96	8.56	9.16
32	7.27	7.78	8.32	8.87	9.44	10.02	16	0.80	0.86	0.92	61	8.12	8.73	9.34
34	7.67	8.21	8.77	9.35	9.95	10.57	17	0.90	0.97	1.04	62	8.27	8.90	9.52
36	8.06	8.62	9.22	9.83	10.46	11.11	18	1.01	1.08	1.16	63	8.42	9.06	9.70
38	8.43	9.03	9.65	10.29	10.95	11.63	19	1.12	1.20	1.29	64	8.57	9.22	9.87
40	8.80	9.42	10.07	10.74	11.43	12.14	20	1.24	1.33	1.42	65	8.72	9.38	10.04
42	9.16	9.80	10.48	11.17	11.89	12.63	21	1.36	1.46	1.56	66	8.86	9.53	10.20
44	9.51	10.17	10.88	11.60	12.34	13.11	22	1.48	1.59	1.70	67	9.00	9.67	10.35
46	9.84	10.54	11.26	12.01	12.78	13.57	23	1.61	1.73	1.85	68	9.13	9.81	10.50
48	10.16	10.88	11.63	12.40	13.20	14.02	24	1.75	1.88	2.01	69	9.26	9.95	10.65
50	10.48	11.22	11.99	12.78	13.60	14.45	25	1.89	2.03	2.17	70	9.38	10.09	10.79
52	10.78	11.54	12.33	13.15	13.99	14.86	26	2.03	2.18	2.33	71	9.50	10.21	10.93
54	11.07	11.84	12.65	13.50	14.36	15.25	27	2.18	2.34	2.50	72	9.61	10.33	11.06
56	11.34	12.14	12.97	13.83	14.72	15.63	28	2.33	2.50	2.68	73	9.71	10.45	11.18
58	11.60	12.42	13.27	14.15	15.05	15.99	29	2.48	2.67	2.86	74	9.82	10.56	11.30
60	11.84	12.68	13.55	14.44	15.37	16.32	30	2.64	2.84	3.04	75	9.91	10.66	11.41
62	12.07	12.93	13.81	14.73	15.67	16.64	31	2.80	3.01	3.23	76	10.00	10.76	11.51
64	12.29	13.16	14.06	14.99	15.95	16.94	32	2.97	3.19	3.42	77	10.09	10.85	11.61
66	12.49	13.37	14.29	15.24	16.21	17.22	33	3.14	3.37	3.61	78	10.17	10.93	11.70
68	12.68	13.58	14.50	15.46	16.45	17.47	34	3.31	3.55	3.80	79	10.24	11.01	11.78
70	12.85	13.76	14.70	15.67	16.67	17.71	35	3.48	3.74	4.00	80	10.31	11.08	11.86
72	13.00	13.92	14.88	15.86	16.88	17.92	36	3.65	3.93	4.20	81	10.37	11.15	11.93
74	13.14	14.07	15.04	16.03	17.06	18.12	37	3.83	4.12	4.41	82	10.42	11.21	11.99
76	13.27	14.21	15.18	16.18	17.22	18.29	38	4.01	4.31	4.61	83	10.47	11.26	12.05
78	13.38	14.32	15.30	16.31	17.36	18.43	39	4.19	4.50	4.82	84	10.51	11.31	12.10
80	13.47	14.42	15.40	16.42	17.47	18.56	40	4.37	4.70	5.03	85	10.55	11.35	12.14
82	13.54	14.50	15.49	16.51	17.57	18.66	41	4.55	4.90	5.24	86	10.58	11.38	12.17
84	13.60	14.56	15.56	16.59	17.65	18.74	42	4.74	5.09	5.45	87	10.60	11.40	12.20
86	13.64	14.61	15.60	16.64	17.70	18.80	43	4.92	5.29	5.66	88	10.62	11.42	12.22
88	13.67	14.63	15.63	16.67	17.73	18.83	44	5.11	5.49	5.88	89	10.63	11.43	12.23
90	13.67	14.63	15.64	16.68	17.74	18.85	45	5.29	5.69	6.09	90	10.63	11.43	12.23

Parallax of the Sun and Planets at different Altitudes.

Alt.	Horizontal Parallax.																Alt.	
	1''	2''	3''	4''	5''	6''	7''	8''	9''	10''	20''	30''	8''.4	8''.5	8''.6	8''.7		8''.8
0	1.0	2.0	3.0	4.0	5.0	6.0	7.0	8.0	9.0	10.0	20.0	30.0	8.40	8.50	8.60	8.70	8.80	0
2	1.0	2.0	3.0	4.0	5.0	6.0	7.0	8.0	9.0	10.0	20.0	30.0	8.39	8.49	8.59	8.69	8.79	2
4	1.0	2.0	3.0	4.0	5.0	6.0	7.0	8.0	9.0	10.0	20.0	29.9	8.38	8.48	8.58	8.68	8.78	4
6	1.0	2.0	3.0	4.0	5.0	6.0	7.0	8.0	9.0	9.9	19.9	29.8	8.35	8.45	8.55	8.65	8.75	6
8	1.0	2.0	3.0	4.0	5.0	5.9	6.9	7.9	8.9	9.9	19.8	29.7	8.32	8.42	8.52	8.62	8.71	8
10	1.0	2.0	3.0	3.9	4.9	5.9	6.9	7.9	8.9	9.8	19.7	29.5	8.27	8.37	8.47	8.57	8.67	10
12	1.0	2.0	2.9	3.9	4.9	5.9	6.8	7.8	8.8	9.8	19.6	29.3	8.22	8.31	8.41	8.51	8.61	12
14	1.0	1.9	2.9	3.9	4.9	5.8	6.8	7.8	8.7	9.7	19.4	29.1	8.15	8.25	8.34	8.44	8.54	14
16	1.0	1.9	2.9	3.8	4.8	5.8	6.7	7.7	8.7	9.6	19.2	28.8	8.07	8.17	8.27	8.36	8.46	16
18	1.0	1.9	2.9	3.8	4.8	5.7	6.7	7.6	8.6	9.5	19.0	28.5	7.99	8.08	8.18	8.27	8.37	18
20	0.9	1.9	2.8	3.8	4.7	5.6	6.6	7.5	8.5	9.4	18.8	28.2	7.89	7.99	8.08	8.18	8.27	20
22	0.9	1.9	2.8	3.7	4.6	5.6	6.5	7.4	8.3	9.3	18.5	27.8	7.79	7.88	7.97	8.07	8.16	22
24	0.9	1.8	2.7	3.7	4.6	5.5	6.4	7.3	8.2	9.1	18.3	27.4	7.67	7.77	7.86	7.95	8.04	24
26	0.9	1.8	2.7	3.6	4.5	5.4	6.3	7.2	8.1	9.0	18.0	27.0	7.55	7.64	7.73	7.82	7.91	26
28	0.9	1.8	2.6	3.5	4.4	5.3	6.2	7.1	7.9	8.8	17.7	26.5	7.42	7.51	7.59	7.68	7.77	28
30	0.9	1.7	2.6	3.5	4.3	5.2	6.1	6.9	7.8	8.7	17.3	26.0	7.27	7.36	7.45	7.53	7.62	30
32	0.8	1.7	2.5	3.4	4.2	5.1	5.9	6.8	7.6	8.5	17.0	25.4	7.12	7.21	7.29	7.38	7.46	32
34	0.8	1.7	2.5	3.3	4.1	5.0	5.8	6.6	7.5	8.3	16.6	24.9	6.96	7.05	7.13	7.21	7.30	34
36	0.8	1.6	2.4	3.2	4.0	4.9	5.7	6.5	7.3	8.1	16.2	24.3	6.80	6.88	6.96	7.04	7.12	36
38	0.8	1.6	2.4	3.2	3.9	4.7	5.5	6.3	7.1	7.9	15.8	23.6	6.62	6.70	6.78	6.86	6.93	38
40	0.8	1.5	2.3	3.1	3.8	4.6	5.4	6.1	6.9	7.7	15.3	23.0	6.43	6.51	6.59	6.66	6.74	40
42	0.7	1.5	2.2	3.0	3.7	4.5	5.2	5.9	6.7	7.4	14.9	22.3	6.24	6.32	6.39	6.47	6.54	42
44	0.7	1.4	2.2	2.9	3.6	4.3	5.0	5.8	6.5	7.2	14.4	21.6	6.04	6.11	6.19	6.26	6.33	44
46	0.7	1.4	2.1	2.8	3.5	4.2	4.9	5.6	6.3	6.9	13.9	20.8	5.84	5.90	5.97	6.04	6.11	46
48	0.7	1.3	2.0	2.7	3.3	4.0	4.7	5.4	6.0	6.7	13.4	20.1	5.62	5.69	5.75	5.82	5.89	48
50	0.6	1.3	1.9	2.6	3.2	3.9	4.5	5.1	5.8	6.4	12.9	19.3	5.40	5.46	5.53	5.59	5.66	50
52	0.6	1.2	1.8	2.5	3.1	3.7	4.3	4.9	5.5	6.2	12.3	18.5	5.17	5.23	5.29	5.36	5.42	52
54	0.6	1.2	1.8	2.4	2.9	3.5	4.1	4.7	5.3	5.9	11.8	17.6	4.94	5.00	5.05	5.11	5.17	54
56	0.6	1.1	1.7	2.2	2.8	3.4	3.9	4.5	5.0	5.6	11.2	16.8	4.70	4.75	4.81	4.86	4.92	56
58	0.5	1.1	1.6	2.1	2.6	3.2	3.7	4.2	4.8	5.3	10.6	15.9	4.45	4.50	4.56	4.61	4.66	58
60	0.5	1.0	1.5	2.0	2.5	3.0	3.5	4.0	4.5	5.0	10.0	15.0	4.20	4.25	4.30	4.35	4.40	60
62	0.5	0.9	1.4	1.9	2.3	2.8	3.3	3.8	4.2	4.7	9.4	14.1	3.94	3.99	4.04	4.08	4.13	62
64	0.4	0.9	1.3	1.8	2.2	2.6	3.1	3.5	3.9	4.4	8.8	13.2	3.68	3.73	3.77	3.81	3.86	64
66	0.4	0.8	1.2	1.6	2.0	2.4	2.8	3.2	3.7	4.1	8.1	12.2	3.42	3.46	3.50	3.54	3.58	66
68	0.4	0.7	1.1	1.5	1.9	2.2	2.6	3.0	3.4	3.7	7.5	11.2	3.15	3.18	3.22	3.26	3.30	68
70	0.3	0.7	1.0	1.4	1.7	2.1	2.4	2.7	3.1	3.4	6.8	10.3	2.87	2.91	2.94	2.98	3.01	70
72	0.3	0.6	0.9	1.2	1.5	1.9	2.2	2.5	2.8	3.1	6.2	9.3	2.60	2.63	2.66	2.69	2.72	72
74	0.3	0.6	0.8	1.1	1.4	1.7	1.9	2.2	2.5	2.8	5.5	8.3	2.32	2.34	2.37	2.40	2.43	74
76	0.2	0.5	0.7	1.0	1.2	1.5	1.7	1.9	2.2	2.4	4.8	7.3	2.03	2.06	2.08	2.10	2.13	76
78	0.2	0.4	0.6	0.8	1.0	1.2	1.5	1.7	1.9	2.1	4.2	6.2	1.75	1.77	1.79	1.81	1.83	78
80	0.2	0.3	0.5	0.7	0.9	1.0	1.2	1.4	1.6	1.7	3.5	5.2	1.46	1.48	1.49	1.51	1.53	80
82	0.1	0.3	0.4	0.6	0.7	0.8	1.0	1.1	1.3	1.4	2.8	4.2	1.17	1.18	1.20	1.21	1.22	82
84	0.1	0.2	0.3	0.4	0.5	0.6	0.7	0.8	0.9	1.0	2.1	3.1	0.88	0.89	0.90	0.91	0.92	84
86	0.1	0.1	0.2	0.3	0.3	0.4	0.5	0.6	0.6	0.7	1.4	2.1	0.59	0.59	0.60	0.61	0.61	86
88	0.0	0.1	0.1	0.1	0.2	0.2	0.2	0.3	0.3	0.3	0.7	1.0	0.29	0.30	0.30	0.30	0.31	88
90	0.0	0.1	0.0	0.0	0.0	0.0	0.0	0.0	0.0	0.0	0.0	0.0	0.00	0.00	0.00	0.00	0.00	90

380 TABLE XVI.—MOON'S PARALLAX IN RIGHT ASCENSION

Hour Angle.	Moon's true Declination, 0°.			Moon's true Declination, 5°.			Moon's true Declination, 10°.		
	Horizontal Parallax.			Horizontal Parallax.			Horizontal Parallax.		
	53'	57'	61'	53'	57'	61'	53'	57'	61'
Min.	s.	s.	s.	s.	s.	s.	s.	s.	s.
5	3.47	3.73	3.99	3.48	3.75	4.01	3.52	3.79	4.06
10	6.93	7.46	7.99	6.96	7.49	8.02	7.04	7.58	8.11
15	10.39	11.19	11.98	10.43	11.23	12.03	10.55	11.36	12.17
20	13.85	14.91	15.96	13.90	14.96	16.03	14.06	15.14	16.21
25	17.30	18.62	19.94	17.36	18.69	20.02	17.57	18.91	20.25
30	20.74	22.32	23.91	20.82	22.41	24.00	21.06	22.67	24.28
35	24.17	26.01	27.86	24.26	26.11	27.97	24.54	26.42	28.30
40	27.59	29.69	31.80	27.69	29.81	31.93	28.02	30.16	32.30
45	30.99	33.36	35.73	31.11	33.49	35.87	31.47	33.88	36.29
50	34.38	37.01	39.64	34.51	37.15	39.79	34.92	37.58	40.25
55	37.75	40.64	43.52	37.90	40.79	43.69	38.34	41.27	44.20
60	41.11	44.25	47.39	41.27	44.42	47.57	41.75	44.94	48.13
65	44.44	47.83	51.23	44.61	48.02	51.43	45.13	48.58	52.03
70	47.75	51.40	55.05	47.94	51.60	55.26	48.50	52.20	55.91
75	51.04	54.94	58.84	51.24	55.15	59.07	51.84	55.80	59.76
80	54.30	58.45	62.60	54.51	58.68	62.84	55.15	59.36	63.58
85	57.54	61.93	66.33	57.76	62.17	66.59	58.44	62.90	67.37
90	60.75	65.39	70.03	60.98	65.64	70.30	61.70	66.41	71.12
95	63.93	68.81	73.69	64.17	69.07	73.98	64.92	69.88	74.84
100	67.08	72.20	77.32	67.33	72.47	77.62	68.12	73.32	78.53
105	70.19	75.55	80.91	70.46	75.84	81.22	71.28	76.72	82.17
110	73.27	78.86	84.46	73.55	79.16	84.78	74.41	80.09	85.77
115	76.31	82.14	87.97	76.61	82.45	88.30	77.50	83.42	89.34
120	79.32	85.37	91.43	79.63	85.70	91.78	80.56	86.70	92.85
125	82.28	88.56	94.85	82.60	88.90	95.21	83.57	89.95	96.33
130	85.21	91.71	98.22	85.54	92.07	98.60	86.54	93.14	99.75
135	88.10	94.82	101.54	88.44	95.18	101.93	89.47	96.29	103.12
140	90.94	97.88	104.82	91.29	98.25	105.22	92.36	99.40	106.45
145	93.74	100.89	108.04	94.10	101.27	108.45	95.20	102.46	109.72
150	96.49	103.85	111.21	96.86	104.24	111.63	97.99	105.46	112.94
155	99.20	106.76	114.32	99.58	107.17	114.76	100.74	108.42	116.10
160	101.85	109.61	117.38	102.24	110.03	117.83	103.44	111.32	119.21
170	107.01	115.16	123.32	107.43	115.61	123.80	108.68	116.96	125.24
180	111.97	120.49	129.02	112.40	120.96	129.52	113.71	122.37	131.03
190	116.70	125.58	134.47	117.15	126.07	134.99	118.52	127.54	136.57
200	121.21	130.43	139.66	121.67	130.93	140.20	123.09	132.46	141.83
210	125.48	135.02	144.57	125.96	135.54	145.13	127.43	137.12	146.82
220	129.51	139.35	149.20	130.01	139.89	149.78	131.52	141.52	151.52
230	133.29	143.41	153.54	133.80	143.96	154.13	135.36	145.64	155.93
240	136.80	147.19	157.59	137.33	147.76	158.19	138.93	149.48	160.03
250	140.06	150.69	161.32	140.60	151.27	161.94	142.23	153.03	163.83
260	143.04	153.89	164.75	143.59	154.48	165.38	145.26	156.28	167.30
270	145.75	156.80	167.85	146.31	157.40	168.50	148.00	159.23	170.46
280	148.17	159.40	170.63	148.74	160.01	171.29	150.47	161.87	173.28
290	150.31	161.70	173.09	150.89	162.32	173.75	152.64	164.20	175.77
300	152.16	163.68	175.20	152.75	164.31	175.87	154.52	166.22	177.92
310	153.72	165.35	176.99	154.31	165.99	177.66	156.10	167.91	179.72
320	154.99	166.71	178.43	155.58	167.34	179.11	157.38	169.28	181.19
330	155.95	167.74	179.53	156.55	168.38	180.22	158.36	170.33	182.30
340	156.62	168.45	180.29	157.22	169.10	180.98	159.04	171.05	183.07
350	156.99	168.85	180.70	157.59	169.49	181.39	159.42	171.45	183.49
360	157.06	168.92	180.77	157.66	169.56	181.46	159.49	171.52	183.56
370				157.43	169.31	181.18	159.25	171.26	183.27
380							158.72	170.68	182.64

FOR CAMBRIDGE OBSERVATORY, LAT. 42° 22' 48".6. 381

Hour Angle.	Moon's true Declination, 15°.			Moon's true Declination, 20°.			Moon's true Declination, 25°.		
	Horizontal Parallax.			Horizontal Parallax.			Horizontal Parallax.		
	53'	57'	61'	53'	57'	61'	53'	57'	61'
Min.	s.	s.	s.	s.	s.	s.	s.	s.	s.
5	3.59	3.86	4.14	3.69	3.97	4.26	3.83	4.12	4.41
10	7.17	7.73	8.28	7.38	7.94	8.51	7.66	8.24	8.83
15	10.76	11.59	12.41	11.07	11.91	12.76	11.48	12.36	13.24
20	14.34	15.44	16.54	14.74	15.87	17.00	15.30	16.47	17.64
25	17.91	19.28	20.65	18.42	19.83	21.24	19.11	20.57	22.03
30	21.48	23.12	24.76	22.08	23.77	25.46	22.91	24.66	26.41
35	25.03	26.94	28.86	25.74	27.71	29.68	26.70	28.74	30.78
40	28.57	30.75	32.94	29.38	31.62	33.87	30.47	32.80	35.14
45	32.10	34.55	37.01	33.00	35.53	38.05	34.23	36.85	39.47
50	35.61	38.33	41.05	36.61	39.41	42.21	37.98	40.88	43.79
55	39.10	42.09	45.08	40.20	43.28	46.36	41.70	44.89	48.09
60	42.57	45.83	49.08	43.78	47.12	50.47	45.41	48.88	52.36
65	46.03	49.54	53.06	47.32	50.94	54.57	49.09	52.84	56.60
70	49.45	53.23	57.02	50.85	54.74	58.63	52.75	56.78	60.82
75	52.86	56.90	60.94	54.35	58.51	62.67	56.38	60.69	65.01
80	56.24	60.54	64.84	57.83	62.25	66.67	59.98	64.57	69.16
85	59.59	64.14	68.70	61.28	65.96	70.65	63.56	68.42	73.28
90	62.91	67.72	72.53	64.69	69.63	74.58	67.10	72.23	77.37
95	66.21	71.26	76.32	68.08	73.28	78.48	70.61	76.01	81.41
100	69.47	74.77	80.08	71.43	76.88	82.34	74.09	79.75	85.42
105	72.69	78.24	83.80	74.74	80.45	86.17	77.53	83.45	89.38
110	75.88	81.67	87.47	78.02	83.98	89.95	80.93	87.11	93.30
115	79.03	85.06	91.10	81.26	87.47	93.68	84.29	90.73	97.17
120	82.14	88.41	94.69	84.46	90.91	97.37	87.61	94.30	101.00
125	85.22	91.72	98.23	87.62	94.31	101.01	90.88	97.82	104.77
130	88.25	94.98	101.72	90.74	97.67	104.60	94.11	101.30	108.50
135	91.24	98.20	105.17	93.81	100.97	108.14	97.30	104.73	112.17
140	94.18	101.36	108.55	96.84	104.23	111.62	100.44	108.11	115.78
145	97.08	104.48	111.89	99.81	107.43	115.05	103.53	111.43	119.34
150	99.93	107.55	115.17	102.74	110.58	118.42	106.57	114.70	122.84
155	102.73	110.56	118.40	105.62	113.68	121.74	109.55	117.91	126.27
160	105.48	113.52	121.56	108.45	116.72	124.99	112.48	121.06	129.65
170	110.82	119.27	127.72	113.94	122.63	131.32	118.18	127.19	136.21
180	115.95	124.78	133.62	119.21	128.30	137.39	123.65	133.07	142.50
190	120.85	130.05	139.26	124.25	133.72	143.19	128.87	138.69	148.51
200	125.52	135.07	144.63	129.05	138.87	148.70	133.84	144.03	154.23
210	129.94	139.82	149.71	133.59	143.76	153.93	138.55	149.10	159.65
220	134.11	144.31	154.51	137.88	148.36	158.85	143.00	153.87	164.75
230	138.02	148.51	159.00	141.90	152.68	163.47	147.16	158.35	169.54
240	141.66	152.42	163.18	145.64	156.70	167.77	151.03	162.51	173.99
250	145.02	156.03	167.05	149.10	160.42	171.74	154.62	166.36	178.11
260	148.11	159.35	170.59	152.27	163.82	175.38	157.90	169.89	181.88
270	150.91	162.35	173.80	155.14	166.91	178.68	160.89	173.09	185.30
280	153.42	165.05	176.68	157.72	169.67	181.63	163.55	175.95	188.36
290	155.63	167.42	179.22	159.99	172.11	184.24	165.91	178.48	191.06
300	157.55	169.48	181.41	161.96	174.22	186.49	167.94	180.66	193.38
310	159.16	171.20	183.25	163.61	175.99	188.38	169.65	182.49	195.34
320	160.46	172.60	184.74	164.95	177.43	189.91	171.04	183.98	196.92
330	161.49	173.67	185.87	165.98	178.52	191.07	172.10	185.11	198.12
340	162.15	174.40	186.65	166.68	179.28	191.87	172.83	185.89	198.95
350	162.53	174.80	187.08	167.07	179.69	192.30	173.23	186.31	199.39
360	162.60	174.87	187.14	167.14	179.75	192.37	173.30	186.38	199.45
370	162.37	174.61	186.85	166.90	179.48	192.07	173.04	186.09	199.14
380	161.82	174.02	186.21	166.33	178.87	191.40	172.45	185.45	198.44
390	160.97	173.09	185.21	165.45	177.91	190.37	171.53	184.45	197.37
400	159.81	171.84	183.87	164.26	176.62	188.99	170.29	183.11	195.93
410				162.75	175.00	187.24	168.73	181.43	194.12
420				160.94	173.04	185.14	166.85	179.40	191.94

382 TABLE XVI.—MOON'S PARALLAX IN DECLINATION

Hour Angle.	Moon's true Declination, 0°.			Moon's true Declination, 5° N.			Moon's true Declination, 10° N.		
	Horizontal Parallax.			Horizontal Parallax.			Horizontal Parallax.		
	53'	57'	61'	53'	57'	61'	53'	57'	61'
m.	"	"	"	"	"	"	"	"	"
0	2160.1	2325.2	2490.5	1945.9	2094.7	2243.8	1716.3	1847.7	1979.3
20	2160.0	2325.1	2490.4	1946.6	2095.5	2244.6	1717.8	1849.3	1981.1
40	2159.8	2324.7	2490.0	1948.8	2097.8	2247.0	1722.4	1854.2	1986.3
60	2159.3	2324.2	2489.3	1952.3	2101.5	2251.0	1729.9	1862.3	1994.9
80	2158.6	2323.4	2488.4	1957.2	2106.8	2256.6	1740.4	1873.5	2006.9
100	2157.8	2322.4	2487.3	1963.5	2113.5	2263.7	1753.7	1887.8	2022.2
120	2156.8	2321.3	2486.0	1971.0	2121.5	2272.2	1769.7	1905.0	2040.5
140	2155.6	2319.9	2484.4	1979.7	2130.8	2282.1	1788.3	1925.0	2061.8
160	2154.3	2318.3	2482.6	1989.6	2141.4	2293.3	1809.4	1947.6	2086.0
180	2152.8	2316.6	2480.7	2000.6	2153.1	2305.7	1832.8	1972.6	2112.7
200	2151.2	2314.8	2478.6	2012.5	2165.8	2319.2	1858.2	1999.9	2141.8
220	2149.4	2312.8	2476.3	2025.3	2179.4	2333.7	1885.4	2029.1	2173.0
240	2147.6	2310.7	2473.8	2038.9	2193.9	2349.1	1914.4	2060.1	2206.1
260	2145.7	2308.4	2471.3	2053.1	2209.1	2365.2	1944.7	2092.6	2240.8
280	2143.7	2306.1	2468.6	2067.9	2224.9	2381.9	1976.2	2126.4	2276.8
300	2141.7	2303.8	2465.9	2083.2	2241.1	2399.1	2008.7	2161.2	2313.9
320	2139.6	2301.3	2463.1	2098.7	2257.7	2416.7	2041.8	2196.7	2351.7
340	2137.5	2298.9	2460.3	2114.5	2274.4	2434.4	2075.3	2232.6	2389.9
360	2135.3	2296.4	2457.5	2130.3	2291.3	2452.3	2109.0	2268.7	2428.4
380							2142.6	2304.6	2466.7

MOON'S PARALLAX IN DECLINATION

Hour Angle.	Moon's true Declination, 0°.			Moon's true Declination, 5° S.			Moon's true Declination, 10° S.		
	Horizontal Parallax.			Horizontal Parallax.			Horizontal Parallax.		
	53'	57'	61'	53'	57'	61'	53'	57'	61'
m.	"	"	"	"	"	"	"	"	"
0	2160.1	2325.2	2490.5	2357.3	2537.3	2717.4	2536.1	2729.4	2923.0
20	2160.0	2325.1	2490.4	2356.4	2536.3	2716.4	2534.4	2727.6	2921.0
40	2159.8	2324.7	2490.0	2353.8	2533.4	2713.2	2529.3	2722.1	2915.1
60	2159.3	2324.2	2489.3	2349.3	2528.5	2708.0	2520.9	2712.9	2905.3
80	2158.6	2323.4	2488.4	2343.1	2521.7	2700.7	2509.1	2700.2	2891.6
100	2157.8	2322.4	2487.3	2335.2	2513.1	2691.4	2494.2	2684.1	2874.3
120	2156.8	2321.8	2486.0	2325.6	2502.8	2680.2	2476.3	2664.7	2853.4
140	2155.6	2319.9	2484.4	2314.5	2490.8	2667.2	2455.5	2642.2	2829.1
160	2154.3	2318.3	2482.6	2302.1	2477.2	2652.5	2431.9	2616.7	2801.7
180	2152.8	2316.6	2480.7	2288.2	2462.1	2636.2	2405.8	2588.5	2771.3
200	2151.2	2314.8	2478.6	2273.1	2445.8	2618.5	2377.4	2557.7	2738.2
220	2149.4	2312.8	2476.3	2256.9	2428.2	2599.5	2346.9	2524.7	2702.7
240	2147.6	2310.7	2473.8	2239.7	2409.5	2579.4	2314.5	2489.7	2665.0
260	2145.7	2308.4	2471.3	2221.7	2389.9	2558.3	2280.6	2453.0	2625.5
280	2143.7	2306.1	2468.6	2203.0	2369.6	2536.4	2245.3	2414.9	2584.5
300	2141.7	2303.8	2465.9	2183.7	2348.7	2513.8	2209.0	2375.7	2542.4
320	2139.6	2301.3	2463.1	2164.0	2327.4	2490.8	2171.9	2335.7	2499.3
340	2137.5	2298.9	2460.3	2144.1	2305.8	2467.5			
360	2135.3	2296.4	2457.5						

FOR CAMBRIDGE OBSERVATORY, LAT. 42° 22' 48".6. 383

Hour Angle.	Moon's true Declination, 15° N.			Moon's true Declination, 20° N.			Moon's true Declination, 25° N.		
	Horizontal Parallax.			Horizontal Parallax.			Horizontal Parallax.		
	53'	57'	61'	53'	57'	61'	53'	57'	61'
m.									
0	1473.2	1586.0	1699.0	1218.3	1311.7	1405.2	953.8	1026.6	1100.2
20	1475.5	1588.5	1701.7	1221.4	1315.0	1408.8	957.6	1031.1	1104.7
40	1482.4	1595.9	1709.7	1230.7	1325.0	1419.5	969.2	1043.5	1118.0
60	1493.9	1608.3	1722.9	1246.0	1341.5	1437.2	988.3	1064.1	1140.1
80	1509.8	1625.4	1741.3	1267.4	1364.5	1461.8	1014.8	1092.7	1170.7
100	1530.1	1647.2	1764.6	1294.5	1393.6	1493.0	1048.6	1129.0	1209.6
120	1554.5	1673.5	1792.7	1327.1	1428.8	1530.6	1089.2	1172.8	1256.5
140	1582.9	1704.0	1825.3	1365.1	1469.6	1574.3	1136.5	1223.6	1310.9
160	1615.0	1738.5	1862.2	1408.0	1515.8	1623.8	1189.9	1281.1	1372.5
180	1650.6	1776.7	1903.1	1455.6	1566.9	1678.5	1249.1	1344.8	1440.7
200	1689.3	1818.3	1947.6	1507.3	1622.6	1738.1	1313.6	1414.2	1515.0
220	1730.9	1863.0	1995.3	1562.9	1682.3	1802.0	1382.7	1488.6	1594.7
240	1775.0	1910.4	2045.9	1621.9	1745.7	1869.8	1456.1	1567.5	1679.2
260	1821.3	1960.0	2098.9	1683.7	1812.2	1940.9	1533.1	1650.3	1767.8
280	1869.3	2011.6	2154.1	1747.9	1881.2	2014.7	1613.1	1736.3	1859.8
300	1918.8	2064.7	2210.8	1814.1	1952.3	2090.6	1695.4	1824.8	1954.4
320	1969.3	2118.9	2268.6	1881.6	2024.8	2168.1	1779.5	1915.2	2051.0
340	2020.4	2173.7	2327.1	1949.9	2098.2	2246.5	1864.6	2006.6	2148.8
360	2071.7	2228.8	2385.9	2018.6	2171.9	2325.3	1950.1	2098.4	2246.9
380	2122.9	2283.7	2444.5	2087.1	2245.4	2403.8	2035.3	2190.0	2344.8
400	2173.6	2338.0	2502.5	2154.8	2318.1	2481.4	2119.7	2280.6	2441.6
420				2221.4	2389.5	2557.6	2202.5	2369.5	2536.5
440							2283.2	2456.1	2629.0

FOR CAMBRIDGE OBSERVATORY, LAT. 42° 22' 48".6.

Hour Angle.	Moon's true Declination, 15° S.			Moon's true Declination, 20° S.			Moon's true Declination, 25° S.		
	Horizontal Parallax.			Horizontal Parallax.			Horizontal Parallax.		
	53'	57'	61'	53'	57'	61'	53'	57'	61'
m.									
0	2694.9	2900.1	3105.6	2832.8	3048.2	3263.8	2948.6	3172.5	3396.6
20	2692.5	2897.5	3102.7	2829.5	3044.7	3260.1	2944.6	3168.2	3392.0
40	2685.0	2889.4	3094.0	2819.8	3034.2	3248.8	2932.7	3155.4	3378.2
60	2672.7	2876.1	3079.7	2803.8	3016.9	3230.2	2913.0	3134.1	3355.3
80	2655.6	2857.6	3059.9	2781.4	2992.7	3204.2	2885.6	3104.5	3323.6
100	2633.9	2834.2	3034.6	2753.0	2962.1	3171.3	2850.8	3067.0	3283.3
120	2607.7	2805.9	3004.2	2718.8	2925.1	3131.6	2808.9	3021.7	3234.7
140	2577.3	2773.0	2968.9	2679.1	2882.2	3085.5	2760.1	2969.1	3178.2
160	2542.9	2735.9	2928.9	2634.1	2883.7	3033.4	2705.0	2909.7	3114.4
180	2504.8	2694.7	2884.7	2584.3	2780.0	2975.7	2643.9	2843.8	3043.7
200	2463.3	2649.8	2836.5	2530.1	2721.5	2912.9	2577.4	2772.0	2966.7
220	2418.7	2601.7	2784.8	2471.9	2658.7	2845.5	2506.0	2695.1	2884.1
240	2371.5	2550.7	2730.0	2410.2	2592.1	2774.0	2430.3	2613.4	2796.5
260	2321.9	2497.2	2672.5	2345.4	2522.2	2699.0	2350.9	2527.8	2704.7
280	2270.4	2441.6	2612.9	2277.1	2449.6	2621.1			
300	2217.4	2384.5	2551.5						

Parallactic Angles for the Latitude of Washington Observatory.

Dec.	Hour Angle.										1
	10°	20°	30°	40°	50°	60°	70°	80°	90°	100°	
29 N.	37.8	54.4	60.7	62.9	63.1	62.1	60.3	58.0	55.0	51.4	4
28	35.3	52.1	59.0	61.6	62.1	61.4	59.8	57.6	54.7	51.3	4
27	33.1	50.0	57.3	60.3	61.1	60.7	59.3	57.2	54.5	51.2	4
26	31.0	48.0	55.7	59.1	60.2	60.0	58.7	56.8	54.2	51.0	4
25	29.2	46.1	54.2	58.0	59.3	59.3	58.2	56.5	54.0	50.9	4
24	27.6	44.4	52.8	56.8	58.4	58.6	57.7	56.1	53.8	50.8	4
23	26.2	42.7	51.4	55.7	57.6	57.9	57.3	55.8	53.6	50.7	4
22	24.9	41.2	50.1	54.7	56.8	57.3	56.8	55.5	53.4	50.6	4
21	23.7	39.8	48.8	53.6	55.9	56.7	56.3	55.2	53.2	50.6	
20	22.6	38.4	47.6	52.6	55.2	56.1	55.9	54.8	53.0	50.5	
19	21.7	37.1	46.4	51.7	54.4	55.5	55.5	54.6	52.8	50.4	
18	20.8	36.0	45.3	50.7	53.7	54.9	55.1	54.3	52.7	50.4	
17	19.9	34.8	44.3	49.8	52.9	54.4	54.7	54.0	52.5	50.3	
16	19.2	33.8	43.2	49.0	52.2	53.9	54.3	53.7	52.4	50.3	
15	18.5	32.8	42.3	48.2	51.6	53.3	53.9	53.5	52.3	50.3	
14	17.8	31.9	41.4	47.4	50.9	52.8	53.5	53.3	52.1	50.2	
13	17.2	31.0	40.5	46.6	50.3	52.3	53.2	53.0	52.0	50.2	
12	16.7	30.2	39.6	45.8	49.7	51.9	52.8	52.8	51.9	50.2	
11	16.2	29.4	38.8	45.1	49.1	51.4	52.5	52.6	51.8		
10	15.7	28.7	38.0	44.4	48.5	51.0	52.2	52.4	51.7		
9	15.2	28.0	37.3	43.7	48.0	50.5	51.9	52.2	51.6		
8	14.8	27.3	36.6	43.1	47.4	50.1	51.6	52.0	51.6		
7	14.4	26.7	35.9	42.5	46.9	49.7	51.3	51.8	51.5		
6	14.0	26.1	35.3	41.9	46.4	49.3	51.0	51.7	51.4		
5	13.7	25.5	34.7	41.3	45.9	48.9	50.7	51.5	51.4		
4	13.4	25.0	34.1	40.7	45.4	48.6	50.5	51.4	51.4		
3	13.1	24.5	33.5	40.2	45.0	48.2	50.2	51.2	51.3		
2	12.8	24.0	33.0	39.7	44.5	47.9	50.0	51.1	51.3		
1 N.	12.5	23.5	32.5	39.2	44.1	47.5	49.8	51.0	51.3		
0	12.2	23.1	32.0	38.7	43.7	47.2	49.5	50.9	51.3		
1 S.	12.0	22.7	31.5	38.3	43.3	46.9	49.3	50.8			
2	11.7	22.3	31.0	37.8	42.9	46.6	49.1	50.7			
3	11.5	21.9	30.6	37.4	42.6	46.3	49.0	50.6			
4	11.3	21.6	30.2	37.0	42.2	46.1	48.8	50.5			
5	11.1	21.2	29.8	36.6	41.9	45.8	48.6	50.5			
6	10.9	20.9	29.4	36.2	41.6	45.6	48.5	50.4			
7	10.7	20.6	29.0	35.9	41.2	45.3	48.3	50.3			
8	10.6	20.3	28.7	35.5	40.9	45.1	48.2	50.3			
9	10.4	20.0	28.3	35.2	40.7	44.9	48.0	50.3			
10	10.2	19.8	28.0	34.9	40.4	44.7	47.9	50.2			
11	10.1	19.5	27.7	34.6	40.1	44.5	47.8	50.2			
12	10.0	19.3	27.4	34.3	39.9	44.3	47.7	50.2			
13	9.8	19.0	27.1	34.0	39.6	44.1	47.6	50.2			
14	9.7	18.8	26.9	33.7	39.4	43.9	47.5				
15	9.6	18.6	26.6	33.5	39.2	43.8	47.5				
16	9.5	18.4	26.4	33.2	39.0	43.6	47.4				
17	9.4	18.2	26.1	33.0	38.8	43.5	47.3				
18	9.3	18.0	25.9	32.8	38.6	43.4	47.3				
19	9.2	17.8	25.7	32.5	38.4	43.3	47.2				
20	9.1	17.7	25.5	32.3	38.2	43.1	47.2				
21	9.0	17.5	25.3	32.2	38.1	43.0	47.2				
22	8.9	17.3	25.1	32.0	37.9	43.0	47.2				
23	8.8	17.2	24.9	31.8	37.8	42.9	47.2				
24	8.7	17.1	24.8	31.6	37.6	42.8	47.2				
25	8.6	16.9	24.6	31.5	37.5	42.7					
26	8.6	16.8	24.4	31.3	37.4	42.7					
27	8.5	16.7	24.3	31.2	37.3	42.6					
28	8.4	16.6	24.2	31.1	37.2	42.6					
29 S.	8.4	16.5	24.0	30.9	37.1	42.6					

Correction to be added to the Moon's Declination in computing an Occultation or Eclipse.

Dec.	Difference of Right Ascension.																	
	5'	10'	15'	20'	25'	30'	35'	40'	45'	50'	55'	60'	65'	70'	75'	80'	85'	90'
0	0.0	0.0	0.0	0.0	0.0	0.0	0.0	0.0	0.0	0.0	0.0	0.0	0.0	0.0	0.0	0.0	0.0	0.0
0 30	0.0	0.0	0.0	0.0	0.0	0.1	0.1	0.1	0.2	0.2	0.2	0.3	0.3	0.4	0.4	0.5	0.5	0.6
1	0.0	0.0	0.0	0.1	0.1	0.1	0.2	0.2	0.3	0.4	0.5	0.5	0.6	0.7	0.7	0.9	1.0	1.1
1 30	0.0	0.0	0.1	0.1	0.1	0.2	0.3	0.4	0.5	0.6	0.7	0.8	1.0	1.1	1.3	1.5	1.7	1.9
2	0.0	0.0	0.1	0.1	0.2	0.3	0.4	0.5	0.6	0.8	0.9	1.1	1.3	1.5	1.7	1.9	2.2	2.5
2 30	0.0	0.0	0.1	0.2	0.2	0.3	0.5	0.6	0.8	1.0	1.2	1.4	1.6	1.9	2.1	2.4	2.8	3.1
3	0.0	0.0	0.1	0.2	0.3	0.4	0.6	0.7	0.9	1.1	1.4	1.6	1.9	2.2	2.6	2.9	3.3	3.7
3 30	0.0	0.1	0.1	0.2	0.3	0.5	0.7	0.9	1.1	1.3	1.6	1.9	2.2	2.6	3.0	3.4	3.8	4.3
4	0.0	0.1	0.1	0.2	0.4	0.5	0.7	1.0	1.2	1.5	1.8	2.2	2.6	3.0	3.4	3.9	4.4	4.9
4 30	0.0	0.1	0.2	0.3	0.4	0.6	0.8	1.1	1.4	1.7	2.1	2.5	2.9	3.3	3.8	4.4	4.9	5.5
5	0.0	0.1	0.2	0.3	0.5	0.7	0.9	1.2	1.5	1.9	2.3	2.7	3.2	3.7	4.3	4.8	5.5	6.1
5 30	0.0	0.1	0.2	0.3	0.5	0.7	1.0	1.3	1.7	2.1	2.5	3.0	3.5	4.1	4.7	5.3	6.0	6.7
6	0.0	0.1	0.2	0.4	0.6	0.8	1.1	1.4	1.8	2.3	2.7	3.3	3.8	4.4	5.1	5.8	6.6	7.3
6 30	0.0	0.1	0.2	0.4	0.6	0.9	1.2	1.6	2.0	2.5	3.0	3.5	4.1	4.8	5.5	6.3	7.1	8.0
7	0.0	0.1	0.2	0.4	0.7	1.0	1.3	1.7	2.1	2.6	3.2	3.8	4.5	5.2	5.9	6.8	7.7	8.6
7 30	0.0	0.1	0.3	0.4	0.7	1.0	1.4	1.8	2.3	2.8	3.4	4.1	4.8	5.5	6.3	7.2	8.2	9.1
8	0.0	0.1	0.3	0.5	0.8	1.1	1.5	1.9	2.4	3.0	3.6	4.3	5.1	5.9	6.8	7.7	8.7	9.7
8 30	0.0	0.1	0.3	0.5	0.8	1.1	1.6	2.0	2.6	3.2	3.9	4.6	5.4	6.3	7.2	8.2	9.2	10.3
9	0.0	0.1	0.3	0.5	0.8	1.2	1.7	2.2	2.8	3.4	4.1	4.9	5.7	6.6	7.6	8.6	9.8	10.9
9 30	0.0	0.1	0.3	0.6	0.9	1.3	1.8	2.3	2.9	3.5	4.3	5.1	6.0	6.9	8.0	9.1	10.3	11.5
10	0.0	0.1	0.3	0.6	0.9	1.3	1.8	2.4	3.0	3.7	4.5	5.4	6.3	7.3	8.4	9.6	10.8	12.1
10 30	0.0	0.2	0.3	0.6	1.0	1.4	1.9	2.5	3.2	3.9	4.7	5.6	6.6	7.7	8.8	10.0	11.3	12.6
11	0.0	0.2	0.4	0.7	1.0	1.5	2.0	2.6	3.3	4.1	5.0	5.9	6.9	8.0	9.2	10.5	11.8	13.2
11 30	0.0	0.2	0.4	0.7	1.1	1.5	2.1	2.7	3.4	4.2	5.2	6.1	7.2	8.3	9.6	10.9	12.3	13.8
12	0.0	0.2	0.4	0.7	1.1	1.6	2.2	2.8	3.6	4.4	5.4	6.4	7.5	8.7	10.0	11.4	12.8	14.4
12 30	0.1	0.2	0.4	0.7	1.1	1.6	2.2	2.9	3.7	4.6	5.6	6.6	7.8	9.0	10.4	11.8	13.3	14.9
13	0.1	0.2	0.4	0.8	1.2	1.7	2.3	3.1	3.9	4.8	5.8	6.9	8.1	9.4	10.8	12.2	13.8	15.5
13 30	0.1	0.2	0.4	0.8	1.2	1.8	2.4	3.2	4.0	5.0	6.0	7.1	8.4	9.7	11.1	12.6	14.3	16.0
14	0.1	0.2	0.5	0.8	1.3	1.8	2.5	3.3	4.2	5.1	6.2	7.4	8.7	10.0	11.5	13.1	14.8	16.6
14 30	0.1	0.2	0.5	0.8	1.3	1.9	2.6	3.4	4.3	5.3	6.4	7.6	8.9	10.3	11.9	13.5	15.3	17.1
15	0.1	0.2	0.5	0.9	1.4	2.0	2.7	3.5	4.5	5.5	6.6	7.9	9.2	10.7	12.3	14.0	15.8	17.7
15 30	0.1	0.2	0.5	0.9	1.4	2.0	2.8	3.6	4.6	5.6	6.8	8.1	9.5	11.0	12.7	14.4	16.3	18.2
16	0.1	0.2	0.5	0.9	1.5	2.1	2.9	3.7	4.7	5.8	7.0	8.3	9.8	11.3	13.0	14.8	16.7	18.7
16 30	0.1	0.2	0.5	0.9	1.5	2.1	2.9	3.8	4.8	5.9	7.2	8.6	10.0	11.6	13.4	15.2	17.2	19.2
17	0.1	0.2	0.5	1.0	1.5	2.2	3.0	3.9	5.0	6.1	7.4	8.8	10.3	12.0	13.8	15.6	17.7	19.8
17 30	0.1	0.2	0.6	1.0	1.6	2.3	3.1	4.0	5.1	6.3	7.6	9.0	10.6	12.3	14.1	16.0	18.1	20.8
18	0.1	0.3	0.6	1.0	1.6	2.3	3.1	4.1	5.2	6.4	7.8	9.2	10.9	12.6	14.5	16.4	18.6	20.8
18 30	0.1	0.3	0.6	1.0	1.6	2.4	3.2	4.2	5.3	6.6	8.0	9.5	11.1	12.9	14.8	16.8	19.0	21.3
19	0.1	0.3	0.6	1.1	1.7	2.4	3.3	4.3	5.5	6.7	8.2	9.7	11.3	13.2	15.2	17.2	19.5	21.8
19 30	0.1	0.3	0.6	1.1	1.7	2.5	3.4	4.4	5.6	6.9	8.3	9.9	11.6	13.5	15.5	17.6	19.9	22.2
20	0.1	0.3	0.6	1.1	1.8	2.5	3.5	4.5	5.7	7.0	8.5	10.1	11.9	13.7	15.8	18.0	20.3	22.7
20 30	0.1	0.3	0.6	1.1	1.8	2.6	3.5	4.6	5.8	7.1	8.7	10.3	12.1	14.0	16.1	18.3	20.7	23.2
21	0.1	0.3	0.7	1.2	1.8	2.6	3.6	4.7	5.9	7.3	8.9	10.5	12.4	14.3	16.5	18.7	21.1	23.6
21 30	0.1	0.3	0.7	1.2	1.9	2.7	3.6	4.8	6.0	7.4	9.0	10.7	12.6	14.6	16.8	19.1	21.5	24.1
22	0.1	0.3	0.7	1.2	1.9	2.7	3.7	4.8	6.2	7.6	9.2	10.9	12.8	14.9	17.1	19.4	21.9	24.6
22 30	0.1	0.3	0.7	1.2	1.9	2.8	3.8	4.9	6.3	7.7	9.4	11.1	13.0	15.1	17.4	19.8	22.3	25.0
23	0.1	0.3	0.7	1.3	2.0	2.8	3.9	5.0	6.4	7.8	9.5	11.3	13.3	15.4	17.7	20.1	22.7	25.4
23 30	0.1	0.3	0.7	1.3	2.0	2.9	3.9	5.1	6.5	8.0	9.7	11.5	13.6	15.7	18.0	20.5	23.1	25.9
24	0.1	0.3	0.7	1.3	2.0	2.9	4.0	5.2	6.6	8.1	9.9	11.7	13.8	15.9	18.3	20.8	23.5	26.3
24 30	0.1	0.3	0.7	1.3	2.1	3.0	4.0	5.3	6.7	8.2	10.0	11.9	13.9	16.1	18.5	21.1	23.9	26.7
25	0.1	0.3	0.7	1.3	2.1	3.0	4.1	5.3	6.8	8.4	10.1	12.0	14.1	16.4	18.8	21.4	24.2	27.1
25 30	0.1	0.3	0.8	1.3	2.1	3.0	4.2	5.4	6.9	8.5	10.3	12.2	14.3	16.6	19.1	21.7	24.5	27.5
26	0.1	0.3	0.8	1.4	2.2	3.1	4.3	5.5	7.0	8.6	10.4	12.4	14.5	16.8	19.3	22.0	24.9	27.9
26 30	0.1	0.3	0.8	1.4	2.2	3.1	4.3	5.6	7.1	8.7	10.6	12.6	14.7	17.1	19.6	22.3	25.2	28.2
27	0.1	0.3	0.8	1.4	2.2	3.2	4.4	5.6	7.1	8.8	10.7	12.7	14.9	17.3	19.9	22.6	25.5	28.6
27 30	0.1	0.4	0.8	1.4	2.2	3.2	4.4	5.7	7.2	8.9	10.8	12.9	15.1	17.5	20.1	22.9	25.8	28.9
28	0.1	0.4	0.8	1.4	2.3	3.3	4.5	5.8	7.3	9.0	10.9	13.0	15.3	17.7	20.4	23.2	26.2	29.3
28 30	0.1	0.4	0.8	1.5	2.3	3.3	4.5	5.9	7.4	9.1	11.1	13.2	15.5	17.9	20.6	23.4	26.5	29.6
29	0.1	0.4	0.8	1.5	2.3	3.3	4.5	5.9	7.5	9.3	11.2	13.3	15.6	18.1	20.8	23.7	26.8	30.0

Star's Dec.	Latitude of the Place.															
	4°	8°	10°	12°	14°	16°	18°	20°	22°	24°	26°	28°	30°	32°		
°	h. m.	h. m.	h. m.	h. m.	h. m.	h. m.	h. m.	h. m.	h. m.	h. m.	h. m.	h. m.	h. m.	h. m.		
29 N.	6 9	6 18	6 22	6 27	6 32	6 37	6 41	6 47	6 52	6 57	7 0	7 3	7 7	7 11		
28	6 9	6 17	6 21	6 26	6 30	6 35	6 40	6 45	6 50	6 55	7 0	7 6	7 11	7 18		
27	6 8	6 16	6 20	6 25	6 29	6 34	6 38	6 43	6 48	6 52	6 58	7 3	7 8	7 14		
26	6 8	6 16	6 20	6 24	6 28	6 32	6 36	6 41	6 45	6 50	6 55	7 0	7 5	7 11		
25	6 7	6 15	6 19	6 23	6 27	6 31	6 35	6 39	6 43	6 48	6 53	6 57	7 2	7 8		
24	6 7	6 14	6 18	6 22	6 25	6 29	6 33	6 37	6 41	6 46	6 50	6 55	7 0	7 5		
23	6 7	6 14	6 17	6 21	6 24	6 28	6 32	6 36	6 39	6 44	6 48	6 52	6 57	7 2		
22	6 6	6 13	6 16	6 20	6 23	6 27	6 30	6 34	6 38	6 41	6 45	6 50	6 54	6 58		
21	6 6	6 12	6 16	6 19	6 22	6 25	6 29	6 32	6 36	6 39	6 43	6 47	6 51	6 56		
20	6 6	6 12	6 15	6 18	6 21	6 24	6 27	6 30	6 34	6 37	6 41	6 45	6 49	6 53		
19	6 6	6 11	6 14	6 17	6 20	6 23	6 26	6 29	6 32	6 35	6 39	6 42	6 46	6 50		
18	6 5	6 10	6 13	6 16	6 19	6 21	6 24	6 27	6 30	6 33	6 36	6 40	6 43	6 47		
17	6 5	6 10	6 12	6 15	6 17	6 20	6 23	6 26	6 28	6 31	6 34	6 37	6 41	6 44		
16	6 5	6 9	6 12	6 14	6 16	6 19	6 21	6 24	6 27	6 29	6 32	6 35	6 38	6 41		
15	6 4	6 9	6 11	6 13	6 15	6 18	6 20	6 22	6 25	6 27	6 30	6 33	6 36	6 39		
14	6 4	6 8	6 10	6 12	6 14	6 16	6 19	6 21	6 23	6 25	6 28	6 30	6 33	6 36		
13	6 4	6 7	6 9	6 11	6 13	6 15	6 17	6 19	6 21	6 24	6 26	6 28	6 31	6 33		
12	6 3	6 7	6 9	6 10	6 12	6 14	6 16	6 18	6 20	6 22	6 24	6 26	6 28	6 31		
11	6 3	6 6	6 8	6 9	6 11	6 13	6 14	6 16	6 18	6 20	6 22	6 24	6 26	6 28		
10	6 3	6 6	6 7	6 9	6 10	6 12	6 13	6 15	6 16	6 18	6 20	6 22	6 23	6 25		
9	6 3	6 5	6 6	6 8	6 9	6 10	6 12	6 13	6 15	6 16	6 18	6 19	6 21	6 23		
8	6 2	6 5	6 6	6 7	6 8	6 9	6 10	6 12	6 13	6 14	6 16	6 17	6 19	6 20		
7	6 2	6 4	6 5	6 6	6 7	6 8	6 9	6 10	6 11	6 13	6 14	6 15	6 16	6 18		
6	6 2	6 3	6 4	6 5	6 6	6 7	6 8	6 9	6 10	6 11	6 12	6 13	6 14	6 15		
5	6 1	6 3	6 4	6 4	6 5	6 6	6 7	6 7	6 8	6 9	6 10	6 11	6 12	6 13		
4	6 1	6 2	6 3	6 3	6 4	6 5	6 5	6 6	6 6	6 7	6 8	6 8	6 9	6 10		
3	6 1	6 2	6 2	6 3	6 3	6 4	6 4	6 5	6 5	6 6	6 6	6 6	6 7	6 8		
2	6 1	6 1	6 1	6 2	6 2	6 3	6 3	6 3	6 4	6 4	6 4	6 4	6 5	6 5		
1 N.	6 0	6 1	6 1	6 1	6 2	6 2	6 2	6 2	6 2	6 2	6 2	6 2	6 2	6 2		
0	6 0	6 0	6 0	6 0	6 0	6 0	6 0	6 0	6 0	6 0	6 0	6 0	6 0	6 0		
1 S.	6 0	5 59	5 59	5 59	5 59	5 59	5 59	5 59	5 58	5 58	5 58	5 58	5 58	5 58		
2	5 59	5 59	5 59	5 58	5 58	5 58	5 57	5 57	5 57	5 56	5 56	5 56	5 55	5 55		
3	5 59	5 58	5 58	5 57	5 57	5 57	5 56	5 56	5 55	5 55	5 54	5 54	5 53	5 53		
4	5 59	5 58	5 57	5 56	5 56	5 55	5 55	5 54	5 54	5 53	5 53	5 52	5 51	5 50		
5	5 59	5 57	5 56	5 55	5 55	5 54	5 53	5 53	5 52	5 51	5 50	5 49	5 48	5 47		
6	5 58	5 57	5 56	5 55	5 54	5 53	5 52	5 51	5 50	5 49	5 48	5 47	5 46	5 45		
7	5 58	5 56	5 55	5 54	5 53	5 52	5 51	5 50	5 49	5 47	5 46	5 45	5 44	5 43		
8	5 58	5 55	5 54	5 53	5 52	5 51	5 50	5 48	5 47	5 46	5 44	5 43	5 41	5 40		
9	5 57	5 55	5 54	5 52	5 51	5 50	5 48	5 47	5 45	5 44	5 42	5 41	5 39	5 37		
10	5 57	5 54	5 53	5 51	5 50	5 48	5 47	5 45	5 44	5 42	5 40	5 38	5 37	5 35		
11	5 57	5 54	5 52	5 51	5 49	5 47	5 46	5 44	5 42	5 40	5 38	5 36	5 34	5 32		
12	5 57	5 53	5 51	5 50	5 48	5 46	5 44	5 42	5 40	5 38	5 36	5 34	5 32	5 29		
13	5 56	5 53	5 51	5 49	5 47	5 45	5 43	5 41	5 39	5 36	5 34	5 32	5 29	5 27		
14	5 56	5 52	5 50	5 48	5 46	5 44	5 41	5 39	5 37	5 35	5 32	5 30	5 27	5 24		
15	5 56	5 51	5 49	5 47	5 45	5 42	5 40	5 38	5 35	5 33	5 30	5 27	5 24	5 21		
16	5 55	5 51	5 48	5 46	5 44	5 41	5 39	5 36	5 33	5 31	5 28	5 25	5 22	5 19		
17	5 55	5 50	5 48	5 45	5 43	5 40	5 37	5 34	5 32	5 28	5 26	5 23	5 19	5 16		
18	5 55	5 50	5 47	5 44	5 41	5 39	5 36	5 33	5 30	5 27	5 24	5 20	5 17	5 13		
19	5 54	5 49	5 46	5 43	5 40	5 37	5 34	5 31	5 28	5 25	5 21	5 18	5 14	5 10		
20	5 54	5 48	5 45	5 42	5 39	5 36	5 33	5 30	5 26	5 23	5 19	5 15	5 11	5 7		
21	5 54	5 48	5 44	5 41	5 38	5 35	5 31	5 28	5 24	5 21	5 17	5 13	5 9	5 4		
22	5 54	5 47	5 44	5 40	5 37	5 33	5 30	5 26	5 22	5 19	5 15	5 10	5 6	5 2		
23	5 53	5 46	5 43	5 39	5 36	5 32	5 28	5 24	5 21	5 16	5 12	5 8	5 3	5 58		
24	5 53	5 46	5 42	5 38	5 35	5 31	5 27	5 23	5 19	5 14	5 10	5 5	0	4 55		
25	5 53	5 45	5 41	5 37	5 33	5 29	5 25	5 21	5 17	5 12	5 7	5 3	4 58	4 52		
26	5 52	5 44	5 40	5 36	5 32	5 28	5 24	5 19	5 15	5 10	5 5	0	4 55	4 49		
27	5 52	5 44	5 39	5 35	5 31	5 26	5 22	5 17	5 12	5 8	5 2	5 7	4 52	4 46		
28	5 51	5 43	5 39	5 34	5 30	5 25	5 20	5 15	5 10	5 5	0	4 54	4 49	4 42		
29 S.	5 51	5 42	5 38	5 33	5 28	5 23	5 19	5 13	5 8	5 3	4 57	4 52	4 45	4 39		

TABLE XIX.—SEMI-DIURNAL ARCS.

Star's Dec.	Latitude of the Place.													
	34°	36°	38°	40°	42°	44°	46°	48°	50°	52°	54°	56°	58°	60°
29 N.	7 28	7 35	7 43	7 51	8 0	8 10	8 20	8 32	8 45	9 0	9 19	9 41	10 10	10 55
28	7 24	7 31	7 38	7 46	7 55	8 4	8 14	8 25	8 37	8 52	9 8	9 28	9 53	10 28
27	7 20	7 27	7 34	7 41	7 49	7 58	8 7	8 18	8 30	8 43	8 58	9 16	9 39	10 8
26	7 17	7 23	7 30	7 37	7 44	7 52	8 1	8 11	8 22	8 35	8 49	9 5	9 25	9 51
25	7 13	7 19	7 25	7 32	7 39	7 47	7 55	8 5	8 15	8 27	8 40	8 54	9 13	9 35
24	7 10	7 16	7 21	7 28	7 35	7 42	7 50	7 59	8 8	8 19	8 31	8 45	9 2	9 22
23	7 7	7 12	7 17	7 23	7 30	7 37	7 44	7 53	8 2	8 12	8 23	8 36	8 51	9 9
22	7 3	7 8	7 14	7 19	7 25	7 32	7 39	7 47	7 55	8 5	8 15	8 27	8 41	8 58
21	7 0	7 5	7 10	7 15	7 21	7 27	7 34	7 41	7 49	7 58	8 8	8 19	8 32	8 47
20	6 57	7 1	7 6	7 11	7 17	7 22	7 29	7 35	7 43	7 51	8 0	8 11	8 22	8 36
19	6 54	6 58	7 2	7 7	7 12	7 18	7 24	7 30	7 37	7 45	7 53	8 3	8 14	8 26
18	6 51	6 55	6 59	7 3	7 8	7 13	7 19	7 25	7 31	7 38	7 46	7 55	8 5	8 17
17	6 48	6 51	6 55	6 59	7 4	7 9	7 14	7 19	7 25	7 32	7 40	7 48	7 57	8 8
16	6 45	6 48	6 52	6 56	7 0	7 4	7 9	7 14	7 20	7 26	7 33	7 41	7 49	7 59
15	6 42	6 45	6 48	6 52	6 56	7 0	7 4	7 9	7 14	7 20	7 27	7 34	7 42	7 51
14	6 39	6 42	6 45	6 48	6 52	6 56	7 0	7 4	7 9	7 14	7 20	7 27	7 34	7 42
13	6 36	6 39	6 42	6 45	6 48	6 52	6 55	6 59	7 4	7 9	7 14	7 20	7 27	7 34
12	6 33	6 36	6 38	6 41	6 44	6 47	6 51	6 55	6 59	7 3	7 8	7 13	7 20	7 26
11	6 30	6 32	6 35	6 38	6 40	6 43	6 46	6 50	6 54	6 58	7 2	7 7	7 12	7 19
10	6 27	6 29	6 32	6 34	6 37	6 39	6 42	6 45	6 49	6 52	6 56	7 1	7 6	7 11
9	6 25	6 26	6 28	6 31	6 33	6 35	6 38	6 41	6 44	6 47	6 50	6 54	6 59	7 4
8	6 22	6 23	6 25	6 27	6 29	6 31	6 33	6 36	6 39	6 41	6 45	6 48	6 52	6 56
7	6 19	6 20	6 22	6 24	6 25	6 27	6 29	6 31	6 34	6 36	6 39	6 42	6 45	6 49
6	6 16	6 18	6 19	6 20	6 22	6 23	6 25	6 27	6 29	6 31	6 33	6 36	6 39	6 42
5	6 14	6 15	6 16	6 17	6 18	6 19	6 21	6 22	6 24	6 26	6 28	6 30	6 32	6 35
4	6 11	6 12	6 13	6 13	6 14	6 15	6 17	6 18	6 19	6 21	6 22	6 24	6 26	6 28
3	6 8	6 9	6 9	6 10	6 11	6 12	6 12	6 13	6 14	6 15	6 17	6 18	6 19	6 21
2	6 5	6 6	6 6	6 6	6 7	6 7	6 8	6 8	6 9	6 10	6 11	6 12	6 13	6 14
1 N.	6 3	6 3	6 3	6 3	6 4	6 4	6 4	6 4	6 5	6 5	6 6	6 6	6 6	6 7
0	6 0	6 0	6 0	6 0	6 0	6 0	6 0	6 0	6 0	6 0	6 0	6 0	6 0	6 0
1 S.	5 57	5 57	5 57	5 57	5 56	5 56	5 56	5 56	5 55	5 55	5 54	5 54	5 54	5 53
2	5 55	5 54	5 54	5 53	5 53	5 52	5 52	5 51	5 50	5 50	5 49	5 48	5 47	5 46
3	5 52	5 51	5 51	5 50	5 49	5 48	5 48	5 47	5 46	5 45	5 45	5 44	5 41	5 39
4	5 49	5 48	5 47	5 47	5 46	5 45	5 45	5 44	5 43	5 42	5 41	5 39	5 38	5 36
5	5 46	5 45	5 44	5 43	5 42	5 41	5 39	5 38	5 36	5 34	5 32	5 30	5 28	5 25
6	5 44	5 42	5 41	5 40	5 38	5 37	5 35	5 33	5 31	5 29	5 27	5 24	5 21	5 18
7	5 41	5 40	5 38	5 36	5 35	5 33	5 31	5 29	5 26	5 24	5 21	5 18	5 15	5 11
8	5 38	5 37	5 35	5 33	5 31	5 29	5 27	5 24	5 21	5 19	5 15	5 12	5 8	5 4
9	5 35	5 34	5 32	5 29	5 27	5 25	5 22	5 19	5 16	5 13	5 10	5 6	5 1	4 56
10	5 33	5 31	5 28	5 26	5 23	5 21	5 18	5 15	5 11	5 8	5 4	4 59	4 54	4 49
11	5 30	5 28	5 25	5 22	5 20	5 17	5 14	5 10	5 6	5 2	4 58	4 53	4 48	4 41
12	5 27	5 24	5 22	5 19	5 16	5 13	5 9	5 5	1 4	5 7	4 52	4 47	4 40	4 34
13	5 24	5 21	5 18	5 15	5 12	5 8	5 5	1 4	5 6	4 51	4 46	4 40	4 33	4 26
14	5 21	5 18	5 15	5 12	5 8	5 4	5 0	4 56	4 51	4 46	4 40	4 33	4 26	4 18
15	5 18	5 15	5 12	5 8	5 4	5 0	4 56	4 51	4 46	4 40	4 33	4 26	4 18	4 9
16	5 15	5 12	5 8	5 4	5 0	4 56	4 51	4 46	4 40	4 34	4 27	4 19	4 11	4 1
17	5 12	5 9	5 5	5 1	4 56	4 51	4 46	4 41	4 35	4 28	4 20	4 12	4 3	3 52
18	5 9	5 5	5 1	4 57	4 52	4 47	4 41	4 35	4 29	4 22	4 14	4 5	3 55	3 43
19	5 6	5 2	4 58	4 53	4 48	4 42	4 36	4 30	4 23	4 15	4 7	3 57	3 46	3 34
20	5 3	4 59	4 54	4 49	4 43	4 38	4 31	4 25	4 17	4 9	4 0	3 49	3 38	3 24
21	5 0	4 55	4 50	4 45	4 39	4 33	4 26	4 19	4 11	4 2	3 52	3 41	3 28	3 13
22	4 57	4 52	4 46	4 41	4 35	4 28	4 21	4 13	4 5	3 55	3 45	3 33	3 19	3 2
23	4 53	4 48	4 43	4 37	4 30	4 23	4 16	4 7	3 58	3 48	3 37	3 24	3 9	2 51
24	4 50	4 44	4 39	4 32	4 25	4 18	4 10	4 1	3 52	3 41	3 29	3 15	2 58	2 38
25	4 47	4 41	4 35	4 28	4 21	4 13	4 5	3 53	3 45	3 33	3 20	3 6	2 47	2 25
26	4 43	4 37	4 30	4 23	4 16	4 8	3 59	3 49	3 38	3 25	3 11	2 55	2 35	2 9
27	4 40	4 33	4 26	4 19	4 11	4 2	3 53	3 42	3 30	3 17	3 2	2 44	2 21	1 52
28	4 36	4 29	4 22	4 14	4 5	3 56	3 46	3 35	3 23	3 8	2 52	2 32	2 7	1 32
29 S.	4 32	4 25	4 17	4 9	0 3	50	3 40	3 28	3 15	2 59	2 41	2 19	1 50	1 5

To convert Millimeters into English Inches.

Millim-eters.	English Inches.	Millim-eters.	English Inches.	Millim-eters.	English Inches.	Millim-eters.	English Inches.	Millim-eters.	English Inches.	Millim-eters.	English Inches.
1	0.0394	59	2.3229	117	4.6064	662	26.0635	720	28.3470	778	30.6305
2	.0787	60	.3622	118	.6458	663	.1028	721	.3864	779	.6698
3	.1181	61	.4016	119	.6851	664	.1422	722	.4257	780	.7092
4	.1575	62	.4410	120	.7245	665	.1816	723	.4651	781	.7486
5	.1969	63	.4804	130	5.1182	666	.2209	724	.5045	782	.7879
6	.2362	64	.5197	140	.5119	667	.2603	725	.5438	783	.8273
7	.2756	65	.5591	150	.9056	668	.2997	726	.5832	784	.8667
8	.3150	66	.5985	160	6.2993	669	.3391	727	.6226	785	.9060
9	.3543	67	.6378	170	.6930	670	.3784	728	.6620	786	.9454
10	.3937	68	.6772	180	7.0867	671	.4178	729	.7013	787	.9848
11	.4331	69	.7166	190	.4805	672	.4572	730	.7407	788	31.0242
12	.4724	70	.7560	200	.8742	673	.4965	731	.7800	789	.0635
13	.5118	71	.7953	210	8.2679	674	.5359	732	.8194	790	.1029
14	.5512	72	.8347	220	.6616	675	.5753	733	.8588	791	.1423
15	.5906	73	.8741	230	9.0553	676	.6147	734	.8982	792	.1817
16	.6299	74	.9134	240	.4490	677	.6540	735	.9375	793	.2210
17	.6693	75	.9528	250	.8427	678	.6934	736	.9769	794	.2604
18	.7087	76	.9922	260	10.2364	679	.7328	737	29.0163	795	.2998
19	.7480	77	3.0316	270	.6301	680	.7721	738	.0556	796	.3391
20	.7874	78	.0709	280	11.0238	681	.8115	739	.0950	797	.3785
21	.8268	79	.1103	290	.4175	682	.8509	740	.1344	798	.4179
22	.8662	80	.1497	300	.8112	683	.8902	741	.1738	799	.4573
23	.9055	81	.1890	310	12.2049	684	.9296	742	.2131	800	.4966
24	.9449	82	.2284	320	.5987	685	.9690	743	.2525	810	31.8903
25	.9843	83	.2678	330	.9924	686	27.0084	744	.2919	820	32.2840
26	1.0236	84	3.071	340	13.3861	687	.0477	745	.3312	830	.6778
27	.0630	85	.3465	350	.7798	688	.0871	746	.3706	840	33.0715
28	.1024	86	.3859	360	14.1735	689	.1265	747	.4100	850	.4652
29	.1418	87	.4253	370	.5672	690	.1658	748	.4494	860	.8589
30	.1811	88	.4646	380	.9609	691	.2052	749	.4887	870	34.2526
31	.2205	89	.5040	390	15.3546	692	.2446	750	.5281	880	.6463
32	.2599	90	.5434	400	.7483	693	.2840	751	.5675	890	35.0400
33	.2992	91	.5827	410	16.1420	694	.3233	752	.6068	900	.4337
34	.3386	92	.6221	420	.5357	695	.3627	753	.6462	910	.8274
35	.3780	93	.6615	430	.9294	696	.4021	754	.6856	920	36.2211
36	.4173	94	.7009	440	17.3232	697	.4414	755	.7249	930	.6149
37	.4567	95	.7402	450	.7169	698	.4808	756	.7643	940	37.0085
38	.4961	96	.7796	460	18.1106	699	.5202	757	.8037	950	.4023
39	.5355	97	.8190	470	.5043	700	.5596	758	.8431	960	.7960
40	.5748	98	.8583	480	.8980	701	.5989	759	.8824	970	38.1897
41	.6142	99	.8977	490	19.2917	702	.6383	760	.9218	980	.5834
42	.6536	100	.9371	500	.6854	703	.6777	761	.9612	990	.9771
43	.6929	101	.9764	510	20.0791	704	.7170	762	30.0005	1000	39.3708
44	.7323	102	4.0158	520	.4728	705	.7564	763	.0399		
45	.7717	103	.0552	530	.8665	706	.7958	764	.0793		
46	.8111	104	.0946	540	21.2602	707	.8351	765	.1187		
47	.8504	105	.1339	550	.6539	708	.8745	766	.1580		
48	.8898	106	.1733	560	22.0477	709	.9139	767	.1974		
49	.9292	107	.2127	570	.4414	710	.9533	768	.2368		
50	.9685	108	.2520	580	.8351	711	.9927	769	.2761		
51	2.0079	109	.2914	590	23.2288	712	28.0320	770	.3155		
52	.0473	110	.3308	600	.6225	713	.0714	771	.3549		
53	.0867	111	.3702	610	24.0162	714	.1108	772	.3942		
54	.1260	112	.4095	620	.4099	715	.1501	773	.4336		
55	.1654	113	.4489	630	.8036	716	.1895	774	.4730		
56	.2048	114	.4883	640	25.1973	717	.2289	775	.5124		
57	.2441	115	.5276	650	.5910	718	.2683	776	.5517		
58	.2835	116	.5670	660	.9847	719	.3076	777	.5911		

Proportional Parts.

Millim-eters.	English Inches.
0.1	0.0039
0.2	0.0079
0.3	0.0118
0.4	0.0157
0.5	0.0197
0.6	0.0236
0.7	0.0276
0.8	0.0315
0.9	0.0354
1.0	0.0394

One millimeter equals 0.03937079 English inch.

To convert English Inches into Millimeters.

English Inches.	Millimeters.	English Inches.	Millimeters.	English Inches.	Millimeters.	English Inches.	Millimeters.	English Inches.	Millimeters.	English Inches.	Millimeters.
0.1	2.54	5.9	149.86	11.7	297.17	17.5	444.49	23.3	591.81	29.1	739.13
.2	5.08	6.0	152.40	.8	209.71	.6	447.03	.4	594.35	.2	741.67
.3	7.62	.1	154.94	.9	302.25	.7	449.57	.5	596.89	.3	744.21
.4	10.16	.2	157.48	12.0	304.79	.8	452.11	.6	599.43	.4	746.75
.5	12.70	.3	160.02	.1	307.83	.9	454.65	.7	601.97	.5	749.29
.6	15.24	.4	162.56	.2	309.37	18.0	457.19	.8	604.51	.6	751.83
.7	17.78	.5	165.10	.3	312.41	.1	459.73	.9	607.05	.7	754.37
.8	20.32	.6	167.64	.4	314.95	.2	462.27	24.0	609.59	.8	756.91
.9	22.86	.7	170.18	.5	317.49	.3	464.81	.1	612.13	.9	759.45
1.0	25.40	.8	172.72	.6	320.03	.4	467.35	.2	614.67	30.0	761.99
.1	27.94	.9	175.26	.7	322.57	.5	469.89	.3	617.21	.1	764.53
.2	30.48	7.0	177.80	.8	325.11	.6	472.43	.4	619.75	.2	767.07
.3	33.02	.1	180.34	.9	327.65	.7	474.97	.5	622.29	.3	769.61
.4	35.56	.2	182.88	13.0	330.19	.8	477.51	.6	624.83	.4	772.15
.5	38.10	.3	185.42	.1	332.73	.9	480.05	.7	627.37	.5	774.69
.6	40.64	.4	187.96	.2	335.27	19.0	482.59	.8	629.91	.6	777.23
.7	43.18	.5	190.50	.3	337.81	.1	485.13	.9	632.45	.7	779.77
.8	45.72	.6	193.04	.4	340.35	.2	487.67	25.0	634.99	.8	782.31
.9	48.26	.7	195.58	.5	342.89	.3	490.21	.1	637.53	.9	784.85
2.0	50.80	.8	198.12	.6	345.43	.4	492.75	.2	640.07	31.0	787.39
.1	53.34	.9	200.66	.7	347.97	.5	495.29	.3	642.61	.1	789.93
.2	55.88	8.0	203.20	.8	350.51	.6	497.83	.4	645.15	.2	792.47
.3	58.42	.1	205.74	.9	353.05	.7	500.37	.5	647.69	.3	795.01
.4	60.96	.2	208.28	14.0	355.59	.8	502.91	.6	650.23	.4	797.55
.5	63.50	.3	210.82	.1	358.13	.9	505.45	.7	652.77	.5	800.09
.6	66.04	.4	213.36	.2	360.67	20.0	507.99	.8	655.31	.6	802.63
.7	68.58	.5	215.90	.3	363.21	.1	510.53	.9	657.85	.7	805.17
.8	71.12	.6	218.44	.4	365.75	.2	513.07	26.0	660.39	.8	807.71
.9	73.66	.7	220.98	.5	368.29	.3	515.61	.1	662.93	.9	810.25
3.0	76.20	.8	223.52	.6	370.83	.4	518.15	.2	665.47	32.0	812.79
.1	78.74	.9	226.06	.7	373.37	.5	520.69	.3	668.01	.1	815.33
.2	81.28	9.0	228.60	.8	375.91	.6	523.23	.4	670.55	.2	817.87
.3	83.82	.1	231.14	.9	378.45	.7	525.77	.5	673.09	.3	820.41
.4	86.36	.2	233.68	15.0	380.99	.8	528.31	.6	675.63	.4	822.95
.5	88.90	.3	236.22	.1	383.53	.9	530.85	.7	678.17	.5	825.49
.6	91.44	.4	238.76	.2	386.07	21.0	533.39	.8	680.71	.6	828.03
.7	93.98	.5	241.30	.3	388.61	.1	535.93	.9	683.25	.7	830.57
.8	96.52	.6	243.84	.4	391.15	.2	538.47	27.0	685.79	.8	833.10
.9	99.06	.7	246.38	.5	393.69	.3	541.01	.1	688.33	.9	835.64
4.0	101.60	.8	248.92	.6	396.23	.4	543.55	.2	690.87	33.0	838.18
.1	104.14	.9	251.46	.7	398.77	.5	546.09	.3	693.41	.1	840.72
.2	106.68	10.0	254.00	.8	401.31	.6	548.63	.4	695.95	.2	843.26
.3	109.22	.1	256.54	.9	403.85	.7	551.17	.5	698.49	.3	845.80
.4	111.76	.2	259.08	16.0	406.39	.8	553.71	.6	701.03		
.5	114.30	.3	261.62	.1	408.93	.9	556.25	.7	703.57		
.6	116.84	.4	264.16	.2	411.47	22.0	558.79	.8	706.11		
.7	119.38	.5	266.70	.3	414.01	.1	561.33	.9	708.65		
.8	121.92	.6	269.24	.4	416.55	.2	563.87	28.0	711.19		
.9	124.46	.7	271.78	.5	419.09	.3	566.41	.1	713.73	0.01	0.254
5.0	127.00	.8	274.32	.6	421.63	.4	568.95	.2	716.27	0.02	0.508
.1	129.54	.9	276.85	.7	424.17	.5	571.49	.3	718.81	0.03	0.762
.2	132.08	11.0	279.39	.8	426.71	.6	574.03	.4	721.35	0.04	1.016
.3	134.62	.1	281.93	.9	429.25	.7	576.57	.5	723.89	0.05	1.270
.4	137.16	.2	284.47	17.0	431.79	.8	579.11	.6	726.43	0.06	1.524
.5	139.70	.3	287.01	.1	434.33	.9	581.65	.7	728.97	0.07	1.778
.6	142.24	.4	289.55	.2	436.87	23.0	584.19	.8	731.51	0.08	2.032
.7	144.78	.5	292.09	.3	439.41	.1	586.73	.9	734.05	0.09	2.286
.8	147.32	.6	294.63	.4	441.95	.2	589.27	29.0	736.59	0.10	2.540

One English inch equals 25.39954 millimeters.

200 TABLE XXII.—ALTITUDES WITH THE BAROMETER.

PART I.

Argument, the observed Height of the Barometer at either Station.

Inches.	Fect.	Diff.	Inches.	Fect.	Diff.	Inches.	Fect.	Diff.	Inches.	Fect.	Diff.
11.0	1396.9	236.4	16.0	11186.3	162.8	21.0	18291.0	124.1	26.0	23871.0	100.3
11.1	1633.3	234.3	16.1	11349.1	161.8	21.1	18415.1	123.6	26.1	23971.3	99.9
11.2	1867.6	232.3	16.2	11510.9	160.8	21.2	18538.7	122.9	26.2	24071.2	99.5
11.3	2099.9	230.2	16.3	11671.7	159.8	21.3	18661.6	122.4	26.3	24170.7	99.1
11.4	2330.1	228.2	16.4	11831.5	158.8	21.4	18784.0	121.8	26.4	24269.8	98.8
11.5	2558.3	226.2	16.5	11990.3	157.9	21.5	18905.8	121.2	26.5	24368.6	98.4
11.6	2784.5	224.2	16.6	12148.2	156.9	21.6	19027.0	120.7	26.6	24467.0	98.1
11.7	3008.7	222.4	16.7	12305.1	155.9	21.7	19147.7	120.1	26.7	24565.1	97.6
11.8	3231.1	220.5	16.8	12461.0	155.1	21.8	19267.8	119.6	26.8	24662.7	97.3
11.9	3451.6	218.6	16.9	12616.1	154.1	21.9	19387.4	119.0	26.9	24760.0	97.0
12.0	3670.2	216.8	17.0	12770.2	153.3	22.0	19506.4	118.5	27.0	24857.0	96.6
12.1	3887.0	215.0	17.1	12923.5	152.3	22.1	19624.9	118.0	27.1	24953.6	96.2
12.2	4102.0	213.3	17.2	13075.8	151.5	22.2	19742.9	117.4	27.2	25049.8	95.9
12.3	4315.3	211.6	17.3	13227.3	150.6	22.3	19860.3	116.9	27.3	25145.7	95.5
12.4	4526.9	209.8	17.4	13377.9	149.7	22.4	19977.2	116.4	27.4	25241.2	95.2
12.5	4736.7	208.2	17.5	13527.6	148.9	22.5	20093.6	115.8	27.5	25336.4	94.8
12.6	4944.9	206.5	17.6	13676.5	148.0	22.6	20209.4	115.4	27.6	25431.2	94.5
12.7	5151.4	205.0	17.7	13824.5	147.2	22.7	20324.8	114.8	27.7	25525.7	94.2
12.8	5356.4	203.3	17.8	13971.7	146.3	22.8	20439.6	114.4	27.8	25619.9	93.8
12.9	5559.7	201.7	17.9	14118.0	145.6	22.9	20554.0	113.8	27.9	25713.7	93.4
13.0	5761.4	200.2	18.0	14263.6	144.7	23.0	20667.8	113.3	28.0	25807.1	93.2
13.1	5961.6	198.7	18.1	14408.3	144.0	23.1	20781.1	112.9	28.1	25900.3	92.8
13.2	6160.3	197.2	18.2	14552.3	143.1	23.2	20894.0	112.4	28.2	25993.1	92.5
13.3	6357.5	195.7	18.3	14695.4	142.4	23.3	21006.4	111.9	28.3	26085.6	92.1
13.4	6553.2	194.3	18.4	14837.8	141.6	23.4	21118.3	111.4	28.4	26177.7	91.9
13.5	6747.5	192.8	18.5	14979.4	140.9	23.5	21229.7	110.9	28.5	26269.6	91.5
13.6	6940.3	191.4	18.6	15120.3	140.0	23.6	21340.6	110.5	28.6	26361.1	91.2
13.7	7131.7	190.0	18.7	15260.3	139.4	23.7	21451.1	110.0	28.7	26452.3	90.9
13.8	7321.7	188.6	18.8	15399.7	138.6	23.8	21561.1	109.5	28.8	26543.2	90.5
13.9	7510.3	187.3	18.9	15538.3	137.9	23.9	21670.6	109.1	28.9	26633.7	90.3
14.0	7697.6	186.0	19.0	15676.2	137.1	24.0	21779.7	108.7	29.0	26724.0	89.9
14.1	7883.6	184.6	19.1	15813.3	136.5	24.1	21888.4	108.2	29.1	26813.9	89.6
14.2	8068.2	183.3	19.2	15949.8	135.7	24.2	21996.6	107.7	29.2	26903.5	89.3
14.3	8251.5	182.1	19.3	16085.5	135.0	24.3	22104.3	107.3	29.3	26992.8	89.1
14.4	8433.6	180.8	19.4	16220.5	134.3	24.4	22211.6	106.8	29.4	27081.9	88.7
14.5	8614.4	179.6	19.5	16354.8	133.7	24.5	22318.4	106.4	29.5	27170.6	88.4
14.6	8794.0	178.3	19.6	16488.5	132.9	24.6	22424.8	106.0	29.6	27259.0	88.1
14.7	8972.3	177.2	19.7	16621.4	132.3	24.7	22530.8	105.6	29.7	27347.1	87.8
14.8	9149.5	176.0	19.8	16753.7	131.6	24.8	22636.4	105.1	29.8	27434.9	87.6
14.9	9325.5	174.8	19.9	16885.3	131.0	24.9	22741.5	104.8	29.9	27522.5	87.2
15.0	9500.3	173.5	20.0	17016.3	130.3	25.0	22846.3	104.3	30.0	27609.7	86.9
15.1	9673.8	172.4	20.1	17146.6	129.7	25.1	22950.6	103.8	30.1	27696.6	86.7
15.2	9846.2	171.3	20.2	17276.3	129.0	25.2	23054.4	103.5	30.2	27783.3	86.4
15.3	10017.5	170.2	20.3	17405.3	128.4	25.3	23157.9	103.1	30.3	27869.7	86.0
15.4	10187.7	169.1	20.4	17533.7	127.7	25.4	23261.0	102.6	30.4	27955.7	85.8
15.5	10356.8	168.0	20.5	17661.4	127.2	25.5	23363.6	102.3	30.5	28041.5	85.6
15.6	10524.8	167.0	20.6	17788.6	126.5	25.6	23465.9	101.8	30.6	28127.1	85.2
15.7	10691.8	165.9	20.7	17915.1	125.9	25.7	23567.7	101.5	30.7	28212.3	85.0
15.8	10857.7	164.8	20.8	18041.0	125.3	25.8	23669.2	101.1	30.8	28297.3	84.7
15.9	11022.5	163.8	20.9	18166.3	124.7	25.9	23770.3	100.7	30.9	28382.0	84.4
16.0	11186.3		21.0	18291.0		26.0	23871.0		31.0	28466.4	

TABLE XXII.—ALTITUDES WITH THE BAROMETER. 391

PART II.

Correction due to T—T', or the Difference of the Temperatures of the Barometers at the two Stations.

This correction is Negative when the temperature at the upper station is lowest, and vice versa.

T—T'	Correc-tion.	T—T'	Correc-tion.	T—T'	Correc-tion.	T—T'	Correc-tion.	T—T'	Correc-tion.	T—T'	Correc-tion.
Fah't.	Feet.	Fah't.	Feet.	Fah't.	Feet.	Fah't.	Feet.	Fah't.	Feet.	Fah't.	Feet.
1°	2.3	14°	32.8	27°	63.2	40°	93.6	53°	124.1	66°	154.5
2	4.7	15	35.1	28	65.5	41	96.0	54	126.4	67	156.8
3	7.0	16	37.5	29	67.9	42	98.3	55	128.7	68	159.2
4	9.4	17	39.8	30	70.2	43	100.7	56	131.1	69	161.5
5	11.7	18	42.1	31	72.6	44	103.0	57	133.4	70	163.9
6	14.0	19	44.5	32	74.9	45	105.3	58	135.8	71	166.2
7	16.4	20	46.8	33	77.3	46	107.7	59	138.1	72	168.6
8	18.7	21	49.2	34	79.6	47	110.0	60	140.4	73	170.9
9	21.1	22	51.5	35	81.9	48	112.4	61	142.8	74	173.3
0	23.4	23	53.8	36	84.3	49	114.7	62	145.1	75	175.6
1	25.8	24	56.2	37	86.6	50	117.0	63	147.5	76	177.9
2	28.1	25	58.5	38	89.0	51	119.4	64	149.8	77	180.3
3	30.4	26	60.9	39	91.3	52	121.7	65	152.2	78	182.6

PART III. Correction due to the Change of Gravity from the Latitude of 45° to the Latitude of the Place of Observation. <i>Positive from Lat. 0° to 45°; Negative from Lat. 45° to 90°.</i>							PART IV. Correction for Decrease of Gravity on a Vertical. <i>Always Positive.</i>	PART V. Correction due to the Height of the lower Station. <i>Always Positive.</i>										App. Alt.
Latitude.								Height of Barometer at lower Station.										
90°	80°	70°	60°	50°	45°	Feet.		16 in.	18 in.	20 in.	22 in.	24 in.	26 in.	28 in.	Feet.			
000	2.6	2.5	2.0	1.3	0.5	0	2.5	1.6	1.3	1.0	0.8	0.6	0.4	0.2	1000			
000	5.3	5.0	4.1	2.6	0.9	0	5.2	3.1	2.5	2.0	1.5	1.1	0.7	0.3	2000			
000	7.9	7.5	6.1	4.0	1.4	0	7.9	4.7	3.8	3.0	2.3	1.7	1.1	0.5	3000			
000	10.6	10.0	8.1	5.3	1.8	0	10.8	6.3	5.1	4.0	3.1	2.2	1.4	0.7	4000			
000	13.2	12.4	10.1	6.6	2.3	0	13.7	7.8	6.4	5.0	3.8	2.8	1.8	0.8	5000			
000	15.9	14.9	12.2	7.9	2.8	0	16.7	9.4	7.6	6.0	4.6	3.3	2.1	1.0	6000			
000	18.5	17.4	14.2	9.3	3.2	0	19.9	11.0	8.9	7.1	5.4	3.9	2.5	1.2	7000			
000	21.2	19.9	16.2	10.6	3.7	0	23.1	12.5	10.2	8.1	6.2	4.4	2.8	1.3	8000			
000	23.8	22.4	18.3	11.9	4.1	0	26.4	14.1	11.4	9.1	6.9	5.0	3.2	1.5	9000			
000	26.5	24.9	20.3	13.2	4.6	0	29.8	15.7	12.7	10.1	7.7	5.5	3.5	1.7	10000			
000	29.1	27.4	22.3	14.6	5.1	0	33.3	17.2	14.0	11.1	8.5	6.1	3.9	1.8	11000			
000	31.8	29.9	24.4	15.9	5.5	0	36.9	18.8	15.3	12.1	9.2	6.6	4.2	2.0	12000			
000	34.4	32.4	26.4	17.2	6.0	0	40.6	20.4	16.5	13.1	10.0	7.2	4.6	2.2	13000			
000	37.1	34.9	28.4	18.5	6.4	0	44.4	21.9	17.8	14.1	10.8	7.7	4.9	2.3	14000			
000	39.7	37.3	30.4	19.9	6.9	0	48.3	23.5	19.1	15.1	11.5	8.3	5.3	2.5	15000			
000	42.4	39.8	32.5	21.2	7.4	0	52.3	25.1	20.3	16.1	12.3	8.8	5.6	2.7	16000			
000	45.0	42.3	34.5	22.5	7.8	0	56.4	26.6	21.6	17.1	13.1	9.4	6.0	2.8	17000			
000	47.7	44.8	36.5	23.8	8.3	0	60.5	28.2	22.9	18.1	13.8	9.9	6.3	3.0	18000			
000	50.3	47.3	38.6	25.2	8.7	0	64.8	29.8	24.1	19.2	14.6	10.5	6.7	3.2	19000			
000	53.0	49.8	40.6	26.5	9.2	0	69.2	31.3	25.4	20.2	15.4	11.0	7.0	3.3	20000			
000	55.6	52.3	42.6	27.8	9.7	0	73.6	32.9	26.7	21.2	16.1	11.6	7.4	3.5	21000			
000	58.3	54.8	44.7	29.1	10.1	0	78.2	34.5	28.0	22.2	16.9	12.1	7.7	3.7	22000			
000	60.9	57.3	46.7	30.5	10.6	0	82.9	36.0	29.2	23.2	17.7	12.7	8.1	3.8	23000			
000	63.6	59.8	48.7	31.8	11.0	0	87.6	37.6	30.5	24.2	18.5	13.2	8.4	4.0	24000			
000	66.2	62.2	50.7	33.1	11.5	0	92.5	39.1	31.8	25.2	19.2	13.8	8.8	4.1	25000			

392 TABLE XXIII.—INTERPOLATION BY DIFFERENCES.

Parts of the Unit of Time.	Bessel's Coefficients for				Parts of the Unit of Time.	Bessel's Coefficients for			
	2d Diff.	3d Diff.	4th Diff.	5th Diff.		2d Diff.	3d Diff.	4th Diff.	5th Diff.
	$\frac{t-t-1}{2}$	$\frac{t-t-1}{2} \frac{t-1}{3}$	$\frac{t-t-2}{4}$	$\frac{t-t-1}{5}$		$\frac{t-t-1}{2}$	$\frac{t-t-1}{2} \frac{t-1}{3}$	$\frac{t-t-2}{4}$	$\frac{t-t-1}{5}$
0.01	.00495	.00081	.00083	.00008	0.51	.12495	.00042	.02343	.00005
.02	.00980	.00157	.00165	.00016	.52	.12480	.00083	.02340	.00009
.03	.01455	.00228	.00246	.00023	.53	.12455	.00125	.02334	.00014
.04	.01920	.00294	.00326	.00030	.54	.12420	.00166	.02327	.00019
.05	.02375	.00356	.00405	.00036	.55	.12375	.00206	.02318	.00023
.06	.02820	.00414	.00483	.00043	.56	.12320	.00246	.02306	.00028
.07	.03255	.00467	.00560	.00048	.57	.12255	.00286	.02293	.00032
.08	.03680	.00515	.00636	.00053	.58	.12180	.00325	.02278	.00036
.09	.04095	.00560	.00711	.00058	.59	.12095	.00363	.02260	.00041
.10	.04500	.00600	.00784	.00063	.60	.12000	.00400	.02240	.00045
.11	.04895	.00636	.00856	.00067	.61	.11895	.00436	.02218	.00049
.12	.05280	.00669	.00927	.00070	.62	.11780	.00471	.02194	.00053
.13	.05655	.00697	.00996	.00074	.63	.11655	.00505	.02169	.00056
.14	.06020	.00723	.01064	.00077	.64	.11520	.00538	.02141	.00060
.15	.06375	.00744	.01130	.00079	.65	.11375	.00569	.02111	.00063
.16	.06720	.00762	.01195	.00081	.66	.11220	.00598	.02080	.00067
.17	.07055	.00776	.01259	.00083	.67	.11055	.00626	.02046	.00070
.18	.07380	.00787	.01321	.00085	.68	.10880	.00653	.02010	.00072
.19	.07695	.00795	.01381	.00086	.69	.10695	.00677	.01973	.00075
.20	.08000	.00800	.01440	.00086	.70	.10500	.00700	.01934	.00077
.21	.08295	.00802	.01497	.00087	.71	.10295	.00721	.01893	.00080
.22	.08580	.00801	.01553	.00087	.72	.10080	.00739	.01850	.00081
.23	.08855	.00797	.01606	.00087	.73	.09855	.00756	.01805	.00083
.24	.09120	.00790	.01658	.00086	.74	.09620	.00770	.01758	.00084
.25	.09375	.00781	.01709	.00085	.75	.09375	.00781	.01709	.00085
.26	.09620	.00770	.01758	.00084	.76	.09120	.00790	.01658	.00086
.27	.09855	.00756	.01805	.00083	.77	.08855	.00797	.01606	.00087
.28	.10080	.00739	.01850	.00081	.78	.08580	.00801	.01553	.00087
.29	.10295	.00721	.01893	.00080	.79	.08295	.00802	.01497	.00087
.30	.10500	.00700	.01934	.00077	.80	.08000	.00800	.01440	.00086
.31	.10695	.00677	.01973	.00075	.81	.07695	.00795	.01381	.00086
.32	.10880	.00653	.02010	.00072	.82	.07380	.00787	.01321	.00085
.33	.11055	.00626	.02046	.00070	.83	.07055	.00776	.01259	.00083
.34	.11220	.00598	.02080	.00067	.84	.06720	.00762	.01195	.00081
.35	.11375	.00569	.02111	.00063	.85	.06375	.00744	.01130	.00079
.36	.11520	.00538	.02141	.00060	.86	.06020	.00723	.01064	.00077
.37	.11655	.00505	.02169	.00056	.87	.05655	.00697	.00996	.00074
.38	.11780	.00471	.02194	.00053	.88	.05280	.00669	.00927	.00070
.39	.11895	.00436	.02218	.00049	.89	.04895	.00636	.00856	.00067
.40	.12000	.00400	.02240	.00045	.90	.04500	.00600	.00784	.00063
.41	.12095	.00363	.02260	.00041	.91	.04095	.00560	.00711	.00058
.42	.12180	.00325	.02278	.00036	.92	.03680	.00515	.00636	.00053
.43	.12255	.00286	.02293	.00032	.93	.03255	.00467	.00560	.00048
.44	.12320	.00246	.02306	.00028	.94	.02820	.00414	.00483	.00043
.45	.12375	.00206	.02318	.00023	.95	.02375	.00356	.00405	.00036
.46	.12420	.00166	.02327	.00019	.96	.01920	.00294	.00326	.00030
.47	.12455	.00125	.02334	.00014	.97	.01455	.00228	.00246	.00023
.48	.12480	.00083	.02340	.00009	.98	.00980	.00157	.00165	.00016
.49	.12495	.00042	.02343	.00005	.99	.00495	.00081	.00083	.00008
.50	.12500	.00000	.02344	.00000	1.00	.00000	.00000	.00000	.00000

TABLE XXIII.—INTERPOLATION BY DIFFERENCES. 393

Binomial Coefficients for					Parts of the Unit of Time.	Binomial Coefficients for				
2d Diff.	3d Diff.	4th Diff.	5th Diff.	2d Diff.		3d Diff.	4th Diff.	5th Diff.		
$\frac{t-t-1}{2}$	$\frac{t-t-1}{2} \frac{t-2}{3}$	$\frac{t-t-3}{4}$	$\frac{t-t-4}{5}$	$\frac{t-t-1}{2}$		$\frac{t-t-1}{2} \frac{t-2}{3}$	$\frac{t-t-3}{4}$	$\frac{t-t-4}{5}$		
.00495	.00328	.00245	.00196	0.51	.12495	.06206	.03863	.02696		
.00980	.00647	.00482	.00384	.52	.12480	.06157	.03817	.02657		
.01455	.00955	.00709	.00563	.53	.12455	.06103	.03769	.02615		
.01920	.01254	.00928	.00735	.54	.12420	.06044	.03717	.02572		
.02375	.01544	.01139	.00899	.55	.12375	.05981	.03664	.02528		
.02820	.01824	.01340	.01056	.56	.12320	.05914	.03607	.02482		
.03255	.02094	.01534	.01206	.57	.12255	.05842	.03549	.02434		
.03680	.02355	.01719	.01348	.58	.12180	.05765	.03488	.02386		
.04095	.02607	.01897	.01483	.59	.12095	.05685	.03425	.02336		
.04500	.02850	.02066	.01612	.60	.12000	.05600	.03360	.02285		
.04895	.03084	.02228	.01733	.61	.11895	.05511	.03293	.02233		
.05280	.03309	.02382	.01849	.62	.11780	.05419	.03224	.02180		
.05655	.03525	.02529	.01958	.63	.11655	.05322	.03154	.02125		
.06020	.03732	.02669	.02060	.64	.11520	.05222	.03081	.02071		
.06375	.03931	.02801	.02157	.65	.11375	.05119	.03007	.02015		
.06720	.04122	.02926	.02247	.66	.11220	.05012	.02932	.01958		
.07055	.04304	.03045	.02332	.67	.11055	.04901	.02855	.01901		
.07380	.04477	.03156	.02412	.68	.10880	.04787	.02777	.01844		
.07695	.04643	.03261	.02485	.69	.10695	.04670	.02697	.01785		
.08000	.04800	.03360	.02554	.70	.10500	.04550	.02616	.01727		
.08295	.04949	.03452	.02617	.71	.10295	.04427	.02534	.01668		
.08580	.05091	.03538	.02674	.72	.10080	.04301	.02451	.01608		
.08855	.05224	.03618	.02728	.73	.09855	.04172	.02368	.01548		
.09120	.05350	.03692	.02776	.74	.09620	.04040	.02283	.01488		
.09375	.05469	.03760	.02820	.75	.09375	.03906	.02197	.01428		
.09620	.05580	.03822	.02859	.76	.09120	.03770	.02111	.01368		
.09855	.05683	.03879	.02894	.77	.08855	.03631	.02024	.01308		
.10080	.05779	.03930	.02924	.78	.08580	.03489	.01937	.01247		
.10295	.05868	.03976	.02950	.79	.08295	.03346	.01848	.01187		
.10500	.05950	.04016	.02972	.80	.08000	.03200	.01760	.01126		
.10695	.06025	.04052	.02990	.81	.07695	.03052	.01671	.01066		
.10880	.06093	.04082	.03004	.82	.07380	.02903	.01582	.01006		
.11055	.06154	.04108	.03015	.83	.07055	.02751	.01493	.00946		
.11220	.06208	.04129	.03022	.84	.06720	.02598	.01403	.00887		
.11375	.06256	.04145	.03026	.85	.06375	.02444	.01314	.00828		
.11520	.06298	.04156	.03026	.86	.06020	.02288	.01224	.00769		
.11655	.06333	.04164	.03023	.87	.05655	.02130	.01134	.00710		
.11780	.06361	.04167	.03017	.88	.05280	.01971	.01045	.00652		
.11895	.06384	.04165	.03007	.89	.04895	.01811	.00955	.00594		
.12000	.06400	.04160	.02995	.90	.04500	.01650	.00866	.00537		
.12095	.06410	.04151	.02980	.91	.04095	.01488	.00777	.00480		
.12180	.06415	.04138	.02962	.92	.03680	.01325	.00689	.00424		
.12255	.06413	.04121	.02942	.93	.03255	.01161	.00601	.00369		
.12320	.06406	.04100	.02919	.94	.02820	.00996	.00513	.00314		
.12375	.06394	.04076	.02894	.95	.02375	.00831	.00426	.00260		
.12420	.06376	.04049	.02866	.96	.01920	.00666	.00339	.00206		
.12455	.06352	.04018	.02836	.97	.01455	.00500	.00254	.00154		
.12480	.06323	.03984	.02804	.98	.00980	.00333	.00168	.00102		
.12495	.06289	.03946	.02770	.99	.00495	.00167	.00084	.00050		
.12500	.06250	.03906	.02734	1.00	.00000	.00000	.00000	.00000		

Logarithms of the Coefficients for Interpolation by Bessel's Formula.

Argument for T = 12 hours.		Logarithms of the Coefficients for				
		First Differences.	Second Differences.	Third Differences.	Fourth Differences.	Fifth Differences.
h.	m.	—x	—x	—x	—x	—x
0	0					
	5	7.8416375	7.53758n	6.75336	6.76092	5.75485n
	10	8.1426675	7.83556n	7.04518	7.06038	6.04814n
	15	8.3187588	8.00859n	7.21195	7.23484	6.21636n
	20	8.4436975	8.13043n	7.32746	7.35811	6.33328n
	25	8.5406075	8.22423n	7.41482	7.45330	6.42204n
	30	8.6197888	8.30028n	7.48434	7.53071	6.49292n
	35	8.6867355	8.36406n	7.54149	7.59584	6.55142n
	40	8.7447275	8.41887n	7.58957	7.65197	6.60082n
	45	8.7958800	8.46682n	7.63068	7.70121	6.64322n
	50	8.8416375	8.50935n	7.66626	7.74501	6.68007n
	55	8.8830302	8.54749n	7.69734	7.78439	6.71239n
1	0	8.9208188	8.58200n	7.72467	7.82013	6.74095n
	5	8.9555809	8.61346n	7.74883	7.85279	6.76631n
	10	8.9877655	8.64232n	7.77026	7.88282	6.78891n
	15	9.0177288	8.66893n	7.78932	7.91058	6.80912n
	20	9.0457575	8.69358n	7.80628	7.93636	6.82721n
	25	9.0720864	8.71650n	7.82138	7.96039	6.84342n
	30	9.0969100	8.73789n	7.83480	7.98286	6.85792n
	35	9.1203911	8.75791n	7.84670	8.00394	6.87089n
	40	9.1426675	8.77670n	7.85722	8.02377	6.88244n
	45	9.1638568	8.79437n	7.86646	8.04246	6.89270n
	50	9.1840602	8.81103n	7.87451	8.06011	6.90175n
	55	9.2033653	8.82676n	7.88147	8.07681	6.90968n
2	0	9.2218487	8.84164n	7.88739	8.09264	6.91655n
	5	9.2395775	8.85573n	7.89235	8.10766	6.92243n
	10	9.2566109	8.86910n	7.89637	8.12194	6.92737n
	15	9.2730013	8.88179n	7.89952	8.13553	6.93141n
	20	9.2887955	8.89386n	7.90183	8.14846	6.93458n
	25	9.3040355	8.90534n	7.90333	8.16078	6.93692n
	30	9.3187588	8.91627n	7.90404	8.17253	6.93845n
	35	9.3329992	8.92669n	7.90399	8.18375	6.93920n
	40	9.3467875	8.93661n	7.90319	8.19446	6.93919n
	45	9.3601514	8.94608n	7.90166	8.20469	6.93842n
	50	9.3731164	8.95512n	7.89942	8.21446	6.93692n
	55	9.3857055	8.96374n	7.89646	8.22381	6.93468n
3	0	9.3979400	8.97197n	7.89279	8.23274	6.93171n
	5	9.4098392	8.97983n	7.88841	8.24128	6.92801n
	10	9.4214211	8.98733n	7.88333	8.24944	6.92359n
	15	9.4327021	8.99450n	7.87753	8.25724	6.91842n
	20	9.4436975	9.00134n	7.87100	8.26470	6.91252n
	25	9.4544214	9.00787n	7.86374	8.27183	6.90586n
	30	9.4648868	9.01409n	7.85573	8.27864	6.89843n
	35	9.4751060	9.02003n	7.84695	8.28514	6.89020n
	40	9.4850902	9.02570n	7.83737	8.29134	6.88116n
	45	9.4948500	9.03109n	7.82697	8.29725	6.87129n
	50	9.5043953	9.03623n	7.81572	8.30289	6.86053n
	55	9.5137354	9.04111n	7.80357	8.30826	6.84887n
4	0	9.5228787	9.04576n	7.79048	8.31336	6.83624n

TABLE XXIV.

Logarithms of the Coefficients for Interpolation by Bessel's Formula.

Argument for T = 12 hours.		Logarithms of the Coefficients for				
h.	m.	First Differences.	Second Differences.	Third Differences.	Fourth Differences.	Fifth Differences.
4	0	9.5228787	9.04576n	7.79048	8.31336	6.83624n
	5	9.5318336	9.05016n	7.77641	8.31821	6.82261n
	10	9.5406075	9.05434n	7.76128	8.32282	6.80791n
	15	9.5492077	9.05830n	7.74503	8.32718	6.79206n
	20	9.5576409	9.06204n	7.72758	8.33130	6.77500n
	25	9.5659134	9.06556n	7.70883	8.33519	6.75661n
	30	9.5740313	9.06888n	7.68867	8.33886	6.73680n
	35	9.5820002	9.07200n	7.66696	8.34230	6.71542n
	40	9.5898255	9.07492n	7.64355	8.34553	6.69232n
	45	9.5975124	9.07764n	7.61825	8.34854	6.66730n
	50	9.6050655	9.08017n	7.59082	8.35134	6.64014n
	55	9.6124895	9.08252n	7.56098	8.35394	6.61055n
5	0	9.6197887	9.08468n	7.52837	8.35633	6.57818n
	5	9.6269674	9.08665n	7.49256	8.35853	6.54259n
	10	9.6340292	9.08845n	7.45297	8.36052	6.50319n
	15	9.6409781	9.09007n	7.40883	8.36232	6.45923n
	20	9.6478175	9.09152n	7.35912	8.36392	6.40968n
	25	9.6545509	9.09279n	7.30240	8.36533	6.35310n
	30	9.6611814	9.09388n	7.23655	8.36655	6.28737n
	35	9.6677123	9.09481n	7.15830	8.36758	6.20922n
	40	9.6741464	9.09557n	7.06214	8.36842	6.11315n
	45	9.6804866	9.09616n	6.93779	8.36907	5.98886n
	50	9.6867355	9.09657n	6.76212	8.36954	5.81324n
	55	9.6928959	9.09683n	6.46134	8.36982	5.51249n
6	0	9.6989700	9.09691n	—x	8.36991	—x
	5	9.7049604	9.09683n	6.46134n	8.36982	5.51249
	10	9.7108692	9.09657n	6.76212n	8.36954	5.81324
	15	9.7166988	9.09616n	6.93779n	8.36907	5.98886
	20	9.7224511	9.09557n	7.06214n	8.36842	6.11315
	25	9.7281282	9.09481n	7.15830n	8.36758	6.20922
	30	9.7337321	9.09388n	7.23655n	8.36655	6.28737
	35	9.7392646	9.09279n	7.30240n	8.36533	6.35310
	40	9.7447275	9.09152n	7.35912n	8.36392	6.40968
	45	9.7501225	9.09007n	7.40883n	8.36232	6.45923
	50	9.7554514	9.08845n	7.45297n	8.36052	6.50319
	55	9.7607156	9.08665n	7.49256n	8.35853	6.54259
7	0	9.7659167	9.08468n	7.52837n	8.35633	6.57818
	5	9.7710564	9.08252n	7.56098n	8.35394	6.61055
	10	9.7761360	9.08017n	7.59082n	8.35134	6.64014
	15	9.7811568	9.07764n	7.61825n	8.34854	6.66730
	20	9.7861202	9.07492n	7.64355n	8.34553	6.69232
	25	9.7910275	9.07200n	7.66696n	8.34230	6.71542
	30	9.7958800	9.06888n	7.68867n	8.33886	6.73680
	35	9.8006789	9.06556n	7.70883n	8.33519	6.75661
	40	9.8054253	9.06204n	7.72758n	8.33130	6.77500
	45	9.8101205	9.05830n	7.74503n	8.32718	6.79206
	50	9.8147654	9.05434n	7.76128n	8.32282	6.80791
	55	9.8193611	9.05016n	7.77641n	8.31821	6.82261
8	0	9.8239087	9.04576n	7.79048n	8.31336	6.83624

Logarithms of the Coefficients for Interpolation by Bessel's Formula.

Argument for T = 12 hours.		Logarithms of the Coefficients for				
		First Differences.	Second Differences.	Third Differences.	Fourth Differences.	Fifth Differences.
8	0	9.8239087	9.04576n	7.79048n	8.31336	6.83624
	5	9.8284092	9.04111n	7.80357n	8.30826	6.84887
	10	9.8328636	9.03623n	7.81572n	8.30289	6.86053
	15	9.8372727	9.03109n	7.82697n	8.29725	6.87129
	20	9.8416375	9.02570n	7.83737n	8.29134	6.88116
	25	9.8459589	9.02003n	7.84695n	8.28514	6.89020
	30	9.8502377	9.01409n	7.85573n	8.27864	6.89843
	35	9.8544747	9.00787n	7.86374n	8.27183	6.90586
	40	9.8586709	9.00134n	7.87100n	8.26470	6.91252
	45	9.8628268	8.99450n	7.87753n	8.25724	6.91842
	50	9.8669434	8.98733n	7.88333n	8.24944	6.92359
	55	9.8710213	8.97983n	7.88841n	8.24128	6.92801
9	0	9.8750613	8.97197n	7.89279n	8.23274	6.93171
	5	9.8790640	8.96374n	7.89646n	8.22381	6.93468
	10	9.8830302	8.95512n	7.89942n	8.21446	6.93692
	15	9.8869605	8.94608n	7.90166n	8.20469	6.93842
	20	9.8908555	8.93661n	7.90319n	8.19446	6.93919
	25	9.8947160	8.92669n	7.90399n	8.18375	6.93920
	30	9.8985424	8.91627n	7.90404n	8.17253	6.93845
	35	9.9023354	8.90534n	7.90333n	8.16078	6.93692
	40	9.9060955	8.89386n	7.90183n	8.14846	6.93458
	45	9.9098234	8.88179n	7.89952n	8.13553	6.93141
	50	9.9135195	8.86910n	7.89637n	8.12194	6.92737
	55	9.9171845	8.85573n	7.89235n	8.10766	6.92243
10	0	9.9208187	8.84164n	7.88739n	8.09264	6.91655
	5	9.9244229	8.82676n	7.88147n	8.07681	6.90968
	10	9.9279973	8.81103n	7.87451n	8.06011	6.90175
	15	9.9315426	8.79437n	7.86646n	8.04246	6.89270
	20	9.9350592	8.77670n	7.85722n	8.02377	6.88244
	25	9.9385475	8.75791n	7.84670n	8.00394	6.87089
	30	9.9420080	8.73789n	7.83480n	7.98286	6.85792
	35	9.9454412	8.71650n	7.82138n	7.96039	6.84342
	40	9.9488475	8.69358n	7.80628n	7.93636	6.82721
	45	9.9522272	8.66893n	7.78932n	7.91058	6.80912
	50	9.9555809	8.64232n	7.77026n	7.88282	6.78891
	55	9.9589088	8.61346n	7.74883n	7.85279	6.76631
11	0	9.9622115	8.58200n	7.72467n	7.82013	6.74095
	5	9.9654892	8.54749n	7.69734n	7.78439	6.71239
	10	9.9687423	8.50935n	7.66626n	7.74501	6.68007
	15	9.9719713	8.46682n	7.63068n	7.70121	6.64322
	20	9.9751764	8.41887n	7.58957n	7.65197	6.60082
	25	9.9783581	8.36406n	7.54149n	7.59584	6.55142
	30	9.9815166	8.30028n	7.48434n	7.53071	6.49292
	35	9.9846523	8.22423n	7.41482n	7.45330	6.42204
	40	9.9877655	8.13043n	7.32746n	7.35811	6.33328
	45	9.9908566	8.00859n	7.21195n	7.23484	6.21636
	50	9.9939258	7.83556n	7.04518n	7.06038	6.04814
	55	9.9969736	7.53758n	6.75336n	6.76092	5.75485
12	0	0.0000000	—∞	—∞	—∞	—∞

TABLE XXV.

To compare the Centesimal Thermometer with Fahrenheit's.

Centos.	Fahrenheit.	Cent.	Fahrenheit.	Cent.	Fahrenheit.	Cent.	Fahrenheit.	Cent.	Fahrenheit.	Cent.	Fahrenheit.	Proportional Parts.	
.	C.	Fah't.
+100	+212.0	+71	+159.8	+42	+107.6	+13	+55.4	-16	+ 3.2				
99	210.2	70	158.0	41	105.8	12	53.6	-17	+ 1.4				
98	208.4	69	156.2	40	104.0	11	51.8	-18	- 0.4				
97	206.6	68	154.4	39	102.2	10	50.0	-19	- 2.2				
96	204.8	67	152.6	38	100.4	9	48.2	-20	- 4.0				
95	203.0	66	150.8	37	98.6	8	46.4	-21	- 5.8				
94	201.2	65	149.0	36	96.8	7	44.6	-22	- 7.6				
93	199.4	64	147.2	35	95.0	6	42.8	-23	- 9.4				
92	197.6	63	145.4	34	93.2	5	41.0	-24	-11.2				
91	195.8	62	143.6	33	91.4	4	39.2	-25	-13.0				
90	194.0	61	141.8	32	89.6	3	37.4	-26	-14.8			0.1	0.18
89	192.2	60	140.0	31	87.8	2	35.6	-27	-16.6			0.2	0.36
88	190.4	59	138.2	30	86.0	+ 1	33.8	-28	-18.4			0.3	0.54
87	188.6	58	136.4	29	84.2	0	32.0	-29	-20.2			0.4	0.72
86	186.8	57	134.6	28	82.4	- 1	30.2	-30	-22.0			0.5	0.90
85	185.0	56	132.8	27	80.6	- 2	28.4	-31	-23.8			0.6	1.08
84	183.2	55	131.0	26	78.8	- 3	26.6	-32	-25.6			0.7	1.26
83	181.4	54	129.2	25	77.0	- 4	24.8	-33	-27.4			0.8	1.44
82	179.6	53	127.4	24	75.2	- 5	23.0	-34	-29.2			0.9	1.62
81	177.8	52	125.6	23	73.4	- 6	21.2	-35	-31.0			1.0	1.80
80	176.0	51	123.8	22	71.6	- 7	19.4	-36	-32.8				
79	174.2	50	122.0	21	69.8	- 8	17.6	-37	-34.6				
78	172.4	49	120.2	20	68.0	- 9	15.8	-38	-36.4				
77	170.6	48	118.4	19	66.2	-10	14.0	-39	-38.2				
76	168.8	47	116.6	18	64.4	-11	12.2	-40	-40.0				
75	167.0	46	114.8	17	62.6	-12	10.4	-41	-41.8				
74	165.2	45	113.0	16	60.8	-13	8.6	-42	-43.6				
73	163.4	44	112.2	15	59.0	-14	6.8	-43	-45.4				
+ 72	+161.6	+43	+109.4	+14	+ 57.2	-15	+ 5.0	-44	-47.2				

$$x^{\circ} \text{ Centesimal} = (32^{\circ} + \frac{9}{5}x^{\circ}) \text{ Fahrenheit.}$$

TABLE XXVI.

To compare Reaumur's Thermometer with Fahrenheit's.

Reaum.	Fahrenheit.	R'm'r.	Fahrenheit.	R'm'r.	Fahrenheit.	R'm'r.	Fahrenheit.	R'm'r.	Fahrenheit.	Proportional Parts.	
.	R.	Fah't.
+ 80	+212.0	+57	+160.25	+34	+108.5	+11	+56.75	-12	+ 5.0		
79	209.75	56	158.0	33	106.25	10	54.5	-13	+ 2.75		
78	207.5	55	155.75	32	104.0	9	52.25	-14	+ 0.5		
77	205.25	54	153.5	31	101.75	8	50.0	-15	- 1.75		
76	203.0	53	151.25	30	99.5	7	47.75	-16	- 4.0		
75	200.75	52	149.0	29	97.25	6	45.5	-17	- 6.25		
74	198.5	51	146.75	28	95.0	5	43.25	-18	- 8.5		
73	196.25	50	144.5	27	92.75	4	41.0	-19	-10.75		
72	194.0	49	142.25	26	90.5	3	38.75	-20	-13.0		
71	191.75	48	140.0	25	88.25	2	36.5	-21	-15.25		
70	189.5	47	137.75	24	86.0	+ 1	34.25	-22	-17.5		
69	187.25	46	135.5	23	83.75	0	32.0	-23	-19.75		
68	185.0	45	133.25	22	81.5	- 1	29.75	-24	-22.0		
67	182.75	44	131.0	21	79.25	- 2	27.5	-25	-24.25		
66	180.5	43	128.75	20	77.0	- 3	25.25	-26	-26.5		
65	178.25	42	126.5	19	74.75	- 4	23.0	-27	-28.75		
64	176.0	41	124.25	18	72.5	- 5	20.75	-28	-31.0		
63	173.75	40	122.0	17	70.25	- 6	18.5	-29	-33.25		
62	171.5	39	119.75	16	68.0	- 7	16.25	-30	-35.5		
61	169.25	38	117.5	15	65.75	- 8	14.0	-31	-37.75		
60	167.0	37	115.25	14	63.5	- 9	11.75	-32	-40.0		
59	164.75	36	113.0	13	61.25	-10	9.5	-33	-42.25		
+ 58	+162.5	+35	+110.75	+12	+ 59.0	-11	+ 7.25	-34	-44.5		

$$x^{\circ} \text{ Reaumur} = (32^{\circ} + \frac{9}{4}x^{\circ}) \text{ Fahrenheit.}$$

Height of Barometer corresponding to Temperature of

Fah't Degrees.	English Inches.	Diff.	Fah't Degrees.	English Inches.	Diff.	Fah't Degrees.	English Inches.	Diff.	Fah't Degrees.	English Inches.	Diff.
185.0	17.049		190.8	19.326		196.6	21.851		202.4	24.647	
.1	.086	.037	.9	.368	.042	.7	.897	.046	.5	.697	.050
.2	.123	.037	191.0	.409	.041	.8	.943	.046	.6	.748	.051
.3	.161	.038	.1	.450	.042	.9	.989	.046	.7	.799	.051
.4	.198	.037	.2	.492	.042	197.0	22.035		.8	.850	.051
.5	.236	.037	.3	.534	.041	.1	.081	.047	.9	.901	.051
.6	.273	.037	.4	.575	.042	.2	.128	.046	203.0	.952	
.7	.310	.037	.5	.617	.042	.3	.174	.046	.1	25.003	
.8	.348	.038	.6	.659	.042	.4	.221	.047	.2	.055	.052
.9	.386	.038	.7	.701	.042	.5	.267	.047	.3	.106	.052
186.0	.424	.038	.8	.743	.042	.6	.314	.047	.4	.158	.052
.1	.462	.038	.9	.785	.042	.7	.361	.046	.5	.210	.051
.2	.500	.038	192.0	.827	.042	.8	.407	.047	.6	.261	.052
.3	.538	.038	.1	.869	.043	.9	.454	.047	.7	.313	.052
.4	.576	.039	.2	.912	.042	198.0	.501		.8	.365	.052
.5	.615	.038	.3	.954	.042	.1	.548	.047	.9	.417	.052
.6	.653	.038	.4	.996	.043	.2	.595	.047	204.0	.469	
.7	.691	.039	.5	20.039	.043	.3	.642	.047	.1	.521	.052
.8	.730	.038	.6	.082	.042	.4	.689	.047	.2	.573	.052
.9	.768	.039	.7	.124	.043	.5	.736	.048	.3	.626	.052
187.0	.807	.039	.8	.167	.043	.6	.784	.047	.4	.678	.052
.1	.846	.038	.9	.210	.043	.7	.831	.048	.5	.730	.052
.2	.884	.039	193.0	.253	.043	.8	.879	.048	.6	.783	.053
.3	.923	.039	.1	.296	.043	.9	.926	.048	.7	.836	.052
.4	.962	.039	.2	.339	.043	199.0	.974		.8	.888	.052
.5	18.001	.039	.3	.382	.044	.1	23.022		.9	.941	.053
.6	.040	.039	.4	.426	.043	.2	.070	.048	205.0	.994	
.7	.079	.039	.5	.469	.043	.3	.118	.048	.1	26.047	
.8	.118	.040	.6	.512	.044	.4	.166	.048	.2	.100	.053
.9	.158	.039	.7	.556	.043	.5	.214	.048	.3	.153	.053
188.0	.197	.039	.8	.599	.044	.6	.262	.049	.4	.206	.053
.1	.236	.040	.9	.643	.044	.7	.311	.048	.5	.259	.053
.2	.276	.039	194.0	.687	.044	.8	.359	.048	.6	.313	.054
.3	.315	.040	.1	.731	.044	.9	.407	.049	.7	.366	.054
.4	.355	.040	.2	.775	.044	200.0	.456		.8	.420	.053
.5	.395	.039	.3	.819	.044	.1	.505	.049	.9	.473	.054
.6	.434	.040	.4	.863	.044	.2	.553	.049	206.0	.527	
.7	.474	.040	.5	.907	.044	.3	.602	.049	.1	.581	.054
.8	.514	.040	.6	.951	.045	.4	.651	.049	.2	.635	.054
.9	.554	.040	.7	.996	.044	.5	.700	.049	.3	.689	.054
189.0	.594	.040	.8	21.040	.044	.6	.749	.049	.4	.743	.054
.1	.634	.040	.9	.084	.045	.7	.798	.049	.5	.797	.055
.2	.674	.040	195.0	.129	.045	.8	.847	.050	.6	.852	.054
.3	.714	.041	.1	.174	.044	.9	.897	.049	.7	.906	.055
.4	.755	.040	.2	.218	.045	201.0	.946		.8	.961	.054
.5	.795	.040	.3	.263	.045	.1	.996	.049	.9	27.015	
.6	.835	.041	.4	.308	.045	.2	24.045		207.0	.070	
.7	.876	.041	.5	.353	.045	.3	.095	.050	.1	.125	.055
.8	.917	.040	.6	.398	.045	.4	.145	.050	.2	.180	.055
.9	.957	.041	.7	.443	.045	.5	.195	.050	.3	.235	.055
190.0	.998	.041	.8	.488	.045	.6	.245	.050	.4	.290	.055
.1	19.039	.041	.9	.533	.045	.7	.295	.050	.5	.345	.055
.2	.080	.041	196.0	.578	.045	.8	.345	.050	.6	.400	.056
.3	.121	.041	.1	.623	.046	.9	.395	.050	.7	.456	.055
.4	.162	.041	.2	.669	.045	202.0	.445		.8	.511	.055
.5	.203	.041	.3	.714	.046	.1	.495	.051	.9	.566	.056
.6	.244	.041	.4	.760	.046	.2	.546	.050	208.0	.622	
.7	.285	.041	.5	.806	.045	.3	.596	.051	.1	.678	.056
.8	.326	.041	.6	.851		.4	.647		.2	.733	.055

Boiling Water.			Depression of Mercury in Glass Tubes.						
Fah't Degrees.	English Inches.	Diff.	Diameter of Tube.	Ivory.	Young.	Laplace.	Poisson.	Cavendish.	Daniell-Boiled Tubes.
			Inch.	Inch.	Inch.	Inch.	Inch.	Inch.	Inch.
208.2	27.733	.056	0.05	0.2949	0.2964	0.	0.2796	0.	0.
.3	.789	.056	.10	.1404	.1424	.1394	.1367	.140	.070
.4	.845	.056	.15	.0865	.0880	.0854	.0830	.092	.044
.5	.901	.056	.20	.0583	.0589	.0580	.0559	.067	.029
.6	.957	.056	.25	.0409	.0404	.0412	.0394	.050	.020
.7	28.013	.056	.30	.0293	.0280	.0296	.0281	.036	.014
.8	.069	.057	.35	.0212	.0196	.0216	.0204	.025	.010
.9	.126	.056	.40	.0154	.0139	.0159	.0149	.015	.007
209.0	.182	.057	.45	.0112	.0100	.0117	.0109	.010	.005
.1	.239	.056	.50	.0082	.0074	.0087	.0080	.007	.003
.2	.295	.057	.60	.0043	.0045	.0046	.0041	.005	.002
.3	.352	.057	.70	.0023		.0024	.0020		
.4	.409	.057	0.80	.0012		.0013	.0010		
.5	.466	.057							
.6	.523	.057							
.7	.580	.057							
.8	.637	.058							
.9	.695	.057							
210.0	.752	.058							
.1	.810	.057							
.2	.867	.058							
.3	.925	.058							
.4	.983	.058							
.5	29.041	.058							
.6	.099	.058							
.7	.157	.058							
.8	.215	.059							
.9	.274	.058							
211.0	.332	.059							
.1	.391	.058							
.2	.449	.059							
.3	.508	.059							
.4	.567	.059							
.5	.626	.059							
.6	.685	.059							
.7	.744	.059							
.8	.803	.060							
.9	.863	.059							
212.0	.922	.060							
.1	.982	.059							
.2	30.041	.060							
.3	.101	.060							
.4	.161	.060							
.5	.221	.060							
.6	.281	.060							
.7	.341	.060							
.8	.401	.061							
.9	.462	.060							
213.0	.522	.061							
.1	.583	.061							
.2	.644	.061							
.3	.704	.060							
.4	.765	.061							
.5	.826	.061							
.6	.887	.061							
.7	.948	.061							
.8	31.009	.062							
.9	.071	.061							
214.0	.132	.061							

TABLE XXIX.											
Factors by which the Difference of Readings of the Dry-bulb and Wet-bulb Thermometers must be multiplied, in order to produce the Difference between the Readings of the Dry-bulb and Dew-point Thermometers.											
	Dry Bulb Thermometer.	Factor.	Dry Bulb Thermometer.	Factor.	Dry Bulb Thermometer.	Factor.	Dry Bulb Thermometer.	Factor.	Dry Bulb Thermometer.	Factor.	Dry Bulb Thermometer.
	0		0		0		0		0		0
	20	8.5	32	3.1	44	2.3	56	1.9	68	1.6	80
	21	8.5	33	2.8	45	2.3	57	1.9	69	1.5	81
	22	8.5	34	2.6	46	2.3	58	1.9	70	1.5	82
	23	8.5	35	2.6	47	2.2	59	1.8	71	1.5	83
	24	7.3	36	2.6	48	2.2	60	1.8	72	1.5	84
	25	6.4	37	2.5	49	2.2	61	1.8	73	1.5	85
	26	6.1	38	2.5	50	2.1	62	1.7	74	1.5	86
	27	6.1	39	2.5	51	2.1	63	1.7	75	1.5	87
	28	5.7	40	2.4	52	2.0	64	1.7	76	1.5	88
	29	5.0	41	2.4	53	2.0	65	1.6	77	1.5	89
	30	4.6	42	2.4	54	2.0	66	1.6	78	1.5	90
	31	3.7	43	2.4	55	2.0	67	1.6	79	1.5	

CATALOGUE OF 1500 STARS.

No.	B. A. C.	Constellation.	Mag.	Right Ascension, Jan. 1, 1850.			Annual Variation.	North Polar Dist.			Annual Variation.
				h.	m.	s.		°	'	"	
1	4	21 Andromedæ,	α	1	0	0 38.57*	+3.086	61	44	16.1*	-19.93
2	7	11 Cassiopeæ,	β	2½	1	12.20*	3.149	31	40	39.9*	19.89
3	11	Phœnicis,	ϵ	4	1	47.34	3.089	136	34	24.7	20.04
4	16	22 Andromedæ,		5	2	32.59	3.093	44	45	47.1	20.05
5	19	Octantis,	γ^3	5	3	6.19	2.820	173	3	32.9	19.89
6	26	88 Pegasi,	γ	2	5	30.99*	3.084	75	39	2.1*	20.04
7	52	24 Andromedæ,	θ	5	9	16.17	3.111	52	9	5.1	20.03
8	62	8 Ceti,	ι	4	11	47.03*	3.060	99	39	22.0*	19.98
9	64	Tucanæ,	ζ	5	12	11.93	3.159	155	45	26.9	21.14
10	70	Tucanæ,	π	4½	13	41.72	2.834	160	27	31.9	19.88
11	72	Sculptoris,	ϵ	5	13	58.54	3.025	119	48	42.0*	19.92
12	88	Hydri,	β	3	17	47.38	3.297	168	6	4.4	20.26
13	93	Phœnicis,	κ	4	18	49.23	2.994	134	30	50.8	19.79
14	94	Phœnicis,	α	2	18	51.42	2.983	133	7	11.7	19.69
15	103	Sculptoris,		5	20	29.10	2.989	123	50	5.0	20.02
16	121	14 Cassiopeæ,	λ	5	23	31.35	3.263	36	18	22.7	19.97
17	124	Phœnicis,	λ	5	24	9.91	2.906	139	38	2.8	19.94
18	126	15 Cassiopeæ,	κ	4	24	30.74*	3.344	27	53	48.2*	19.96
19	127	Tucanæ,	β^1	4	24	38.29	2.770	153	47	9.2	19.87
20	128	Tucanæ,	β^2	4	24	39.13	2.773	153	47	34.3	19.89
21	134	Tucanæ,		5	25	51.93	2.751	153	51	36.8	19.50
22	143	Phœnicis,		5	27	19.48	2.901	143	12	5.6	19.95
23	153	17 Cassiopeæ,	ζ	4	28	38.45*	3.299	36	55	45.8*	19.91
24	155	29 Andromedæ,	π	4½	28	52.91	3.183	57	6	25.8*	19.92
25	164	30 Andromedæ,	ϵ	4	30	38.35*	3.154	61	30	11.9*	19.67
26	166	31 Andromedæ,	δ	3	31	18.99	3.187	59	57	38.5*	19.76
27	169	18 Cassiopeæ,	α	3	32	1.58*	3.354	34	17	9.9*	19.83
28	176	Tucanæ,		5	33	21.60	2.805	150	18	1.6	20.19
29	183	Phœnicis,	μ	5	34	13.89	2.869	136	54	27.5	20.03
30	188	Phœnicis,	ξ	5	34	54.51	2.738	147	19	33.9	19.96
31	189	20 Cassiopeæ,	π	5	35	11.45	3.289	43	47	47.9	19.81
32	192	Sculptoris,	λ^1	5	35	29.35	2.901	129	17	8.4	19.89
33	196	16 Ceti,	β	2½	36	3.42*	3.016	108	48	39.1*	19.86
34	199	Phœnicis,	η	5	36	35.64	2.713	148	17	17.3	19.29
35	200	17 Ceti,	ϕ^1	5	36	37.45	3.031	101	25	37.1	19.70
36	202	Sculptoris,	λ^2	5	36	57.03	2.919	129	14	56.6	19.88
37	215	34 Andromedæ,	ζ	4	39	23.79*	3.169	66	32	59.4*	19.69
38	218	24 Cassiopeæ,	η	4	40	3.40*	3.564	32	58	53.5*	19.27
39	219	25 Cassiopeæ,	ν	5	40	21.66	3.359	39	51	7.9	19.68
40	222	63 Piscium,	δ	5	40	54.20*	3.107	83	13	56.5*	19.73
41	227	35 Andromedæ,	ν	4	41	33.42*	3.279	49	44	19.9*	19.72
42	242	20 Ceti,		5	45	20.57*	3.064	91	57	35.4*	19.67
43	245	Cassiopeæ,		5	46	35.01	3.369	42	8	7.8	19.64
44	253	27 Cassiopeæ,	γ	3	47	41.83*	3.548	30	5	48.1*	19.64
45	259	37 Andromedæ,	μ	4	48	26.48*	3.301	52	18	54.0*	19.68
46	262	2 Ursæ Minoris,		5	49	9.55*	6.716	4	33	2.4*	19.59
47	264	38 Andromedæ,	η	5	49	12.50	3.190	67	23	32.1	19.60
48	272	Sculptoris,	α	5	51	22.51*	2.899	120	10	8.7*	19.52
49	288	71 Piscium,	ϵ	4	55	9.75*	3.114	82	55	7.2*	19.50
50	317	Phœnicis,	β	3½	0	59 23.10	+2.692	137	31	21.3	-19.37

CATALOGUE OF 1500 STARS.

No.	Logarithms of				Logarithms of			
	a	b	c	d	a'	b'	c'	d'
1	+8.8790	+6.3273	+0.4875	+8.5544	-9.5808	-9.6753	-1.3022	+7.4483
2	9.1036	6.8230	0.4888	+9.0336	9.3491	-9.9299	1.3022	7.7194
3	8.9867	6.8791	0.4857	-8.8478	9.4829	+9.8611	1.3022	7.8924
4	8.9762	7.0214	0.4893	+8.8275	9.4738	-9.8512	1.3022	8.0452
5	9.7416	7.8733	0.4657	-9.7385	8.8182	+9.9968	1.3022	8.1316
6	8.8375	7.2192	0.4884	+8.2317	9.6174	-9.3940	1.3021	8.3815
7	8.9261	7.5333	0.4931	+8.7140	9.5023	-9.7875	1.3019	8.6068
8	8.8295	7.5411	0.4856	-8.0542	9.6399	+9.2241	1.3017	8.7110
9	9.2099	7.9364	0.4643	-9.1698	9.3555	+9.9593	1.3016	8.7259
10	9.2988	8.0757	0.4542	-9.2730	9.3043	+9.9735	1.3014	8.7761
11	8.8848	7.6705	0.4806	-8.5812	9.6094	+9.6957	1.3014	8.7849
12	9.5083	8.3982	0.4116	-9.4989	9.2180	+9.9893	1.3009	8.8886
13	8.9693	7.8847	0.4717	-8.8151	9.5647	+9.8443	1.3008	8.9140
14	8.9592	7.8754	0.4724	-8.7939	9.5717	+9.8333	1.3008	8.9148
15	8.9028	7.8552	0.4758	-8.6485	9.6130	+9.7440	1.3005	8.9507
16	9.0492	8.0620	0.5128	+8.9555	9.2416	-9.9040	1.2999	9.0105
17	9.0101	8.0348	0.4632	-8.8921	9.5579	+9.8795	1.2998	9.0222
18	9.1513	8.1822	0.5238	+9.0976	9.0358	-9.9439	1.2997	9.0284
19	9.1763	8.2094	0.4439	-9.1291	9.4594	+9.9504	1.2997	9.0366
20	9.1763	8.2097	0.4439	-9.1292	9.4592	+9.9504	1.2997	9.0368
21	9.1771	8.2315	0.4415	-9.1303	9.4658	+9.9504	1.2995	9.0516
22	9.0434	8.1218	0.4561	-8.9469	9.5504	+9.9004	1.2991	9.0753
23	9.0418	8.1408	0.5175	+8.9445	9.2071	-9.8994	1.2988	9.0957
24	8.8963	7.9991	0.5023	+8.6312	9.4714	-9.7314	1.2988	9.0993
25	8.8761	8.0048	0.5007	+8.5547	9.5022	-9.6747	1.2983	9.1248
26	8.8825	8.0208	0.5019	+8.5820	9.4879	-9.6954	1.2982	9.1342
27	9.0689	8.2170	0.5242	+8.9860	9.1119	-9.9129	1.2980	9.1439
28	9.1243	8.2904	0.4363	-9.0631	9.5328	+9.9342	1.2976	9.1615
29	8.8845	8.1620	0.4561	-8.8480	9.6077	+9.8586	1.2974	9.1726
30	9.0866	8.2727	0.4400	-9.0118	9.5587	+9.9201	1.2972	9.1811
31	8.9786	8.1683	0.5164	+8.8370	9.2785	-9.8533	1.2971	9.1845
32	8.9299	8.1233	0.4627	-8.7315	9.6371	+9.7963	1.2970	9.1882
33	8.8424	8.0428	0.4770	-8.3508	9.6640	+9.5031	1.2968	9.1950
34	9.0977	8.3046	0.4356	-9.0274	9.5604	+9.9242	1.2967	9.2014
35	8.8270	8.0343	0.4811	-8.1240	9.6598	+9.2914	1.2967	9.2017
36	8.9293	8.1405	0.4617	-8.7305	9.6412	+9.7955	1.2966	9.2056
37	8.8549	8.0945	0.5010	+8.4547	9.5185	-9.5934	1.2958	9.2332
38	9.0814	8.3283	0.5351	+9.0050	8.9557	-9.9170	1.2956	9.2402
39	9.0104	8.2607	0.5252	+8.8956	9.1572	-9.8784	1.2955	9.2435
40	8.8200	8.0762	0.4912	+7.8914	9.6128	-9.0644	1.2953	9.2493
41	8.9341	8.1974	0.5152	+8.7446	9.3316	-9.8032	1.2950	9.2561
42	8.8156	8.1177	0.4860	-7.3496	9.6439	+8.5254	1.2937	9.2935
43	8.9882	8.3023	0.5275	+8.8584	9.1505	-9.8611	1.2932	9.3051
44	9.1142	8.4388	0.5499	+9.0513	8.5900	-9.9276	1.2928	9.3151
45	8.9157	8.2474	0.5168	+8.7020	-9.3326	-9.7765	1.2924	9.3218
46	9.9143	9.2523	0.8224	+9.9130	+9.2497	-9.9886	1.2922	9.3279
47	8.8485	8.1872	0.5037	+8.4334	-9.5034	-9.5747	1.2921	9.3285
48	8.8761	8.2341	0.4621	-8.5773	9.6874	+9.6902	1.2912	9.3469
49	8.8145	8.2045	0.4928	+7.9054	9.6035	-9.0782	1.2912	9.3773
50	+8.9797	+8.4030	+0.4308	-8.8475	-9.6831	+9.8530	-1.2875	+9.4086

CATALOGUE OF 1500 STARS.

No.	B. A. C.	Constellation.	Mag.	Right Ascension, Jan. 1, 1850.		Annual Variation.	North Polar Dist., Jan. 1, 1850.			Annual Variation.
				h. m. s.	s.		°	'	"	
51	318	41 Andromedæ,	5	0	59 25.30	+3.410	46	51	30.1	-19.35
52	328	80 Piscium,	e	5	1 0 38.79*	3.083	85	8	41.8*	19.17
53	330	42 Andromedæ,	φ	5	0 49.11*	3.437	43	33	34.1*	19.37
54	332	31 Ceti,	η	3½	1 2.67	3.019	100	58	42.5	19.23
55	333	Tucanæ,	ι	5	1 19.95	2.357	152	34	36.9	19.49
56	334	43 Andromedæ,	β	2	1 20.90*	3.336	55	10	33.2*	19.27
57	339	33 Cassiopeæ,	θ	4½	1 59.95*	3.593	35	38	58.3*	19.33
58	340	Phœnicis,	ζ	5	2 4.35	2.555	146	3	1.5	18.94
59	348	84 Piscium,	χ	5	3 24.08	3.210	69	45	52.6	19.28
60	360	1 Ursæ Minoris,	α	2	5 0.83*	17.546	1	29	24.7*	19.27
61	380	Phœnicis,	ν	4½	8 25.15	2.725	136	19	59.4	19.53
62	392	Tucanæ,	κ	5	10 41.92	2.089	159	40	29.8	19.10
63	398	Tucanæ,	5	5	11 50.37	2.117	157	11	31.3	18.84
64	404	46 Andromedæ,	ξ	4½	13 31.85	3.493	45	15	34.4	19.00
65	412	36 Cassiopeæ,	ψ	4½	15 24.16*	4.119	22	39	18.1*	19.01
66	416	37 Cassiopeæ,	δ	3	16 2.88*	3.853	30	32	47.3*	18.92
67	420	45 Ceti,	θ	3	16 31.58*	3.000	98	57	32.2*	18.75
68	422	Tucanæ,	5	5	16 47.59	2.041	157	10	19.1	18.52
69	426	Phœnicis,	5	5	18 2.32	2.666	132	16	26.8	18.94
70	427	93 Piscium,	ρ	5	18 10.60	3.216	71	36	34.5	18.96
71	429	46 Ceti,	5	5	18 14.70	2.952	105	22	50.6	18.91
72	431	94 Piscium,	5	5	18 36.06	3.225	71	32	16.7	18.88
73	432	48 Andromedæ,	ω	5	18 42.29*	3.550	45	22	10.6*	18.78
74	438	38 Cassiopeæ,	A	5	20 9.01	4.324	20	30	36.0	18.76
75	441	49 Andromedæ,	A	5	21 7.73	3.556	43	46	5.5	18.78
76	447	Phœnicis,	γ	3	21 51.16	2.634	134	5	14.8	18.64
77	448	98 Piscium,	μ	4½	22 19.73*	3.137	84	37	53.2*	18.60
78	453	99 Piscium,	η	4	23 27.80*	3.200	75	25	45.0*	18.76
79	461	Phœnicis,	δ	4	25 0.11	2.509	139	51	15.6	18.77
80	480	50 Andromedæ,	5	5	28 0.81*	3.489	49	20	48.7*	18.22
81	487	51 Andromedæ,	3½	5	28 48.69*	3.639	42	8	2.5*	18.45
82	488	102 Piscium,	π	5	29 9.21*	3.171	78	37	38.1*	18.64
83	502	53 Andromedæ,	τ	5	31 44.87	3.516	50	11	8.1	18.38
84	507	Eridani,	α	1	32 7.23	2.238	148	0	0.5	18.45
85	518	106 Piscium,	ν	5	33 37.69*	3.117	85	16	25.3*	18.38
86	522	54 Andromedæ,	4	4	34 17.28*	3.716	40	4	9.1*	18.35
87	536	52 Ceti,	τ	3½	37 6.09	2.788	106	43	43.5	19.15
88	537	110 Piscium,	ο	5	37 28.67*	3.162	81	35	56.9*	18.31
89	541	Sculptoris,	ε	5	38 37.35	2.819	115	48	14.9*	18.24
90	550	Eridani,	q ²	5	40 23.30	2.287	144	16	37.6	17.97
91	559	53 Ceti,	χ	5	42 13.00*	2.946	101	25	49.9*	18.00
92	564	45 Cassiopeæ,	ε	3	43 39.68*	4.221	27	4	17.9*	18.04
93	565	55 Ceti,	ζ	3	44 3.54	2.960	101	4	42.9	17.90
94	569	2 Trianguli,	α	3½	44 32.57*	3.399	61	9	14.9*	17.80
95	572	5 Arietis,	γ ¹	4½	45 18.43*	3.277	71	26	38.5*	17.89
96	573	5 Arietis,	γ ²	4½	45 18.43*	3.279	71	26	29.0*	17.88
97	577	6 Arietis,	β	3	46 21.69*	3.297	69	55	38.7*	17.82
98	582	Phœnicis,	5	5	47 37.92	2.412	137	2	17.7	17.79
99	585	Phœnicis,	φ	5	48 8.43	2.491	133	14	1.8	17.90
100	589	Hydri,	η ¹	5	1 48 45.68	+1.458	158	40	58.3	-17.96

CATALOGUE OF 1500 STARS.

No.	Logarithms of				Logarithms of			
	<i>a</i>	<i>b</i>	<i>c</i>	<i>d</i>	<i>a'</i>	<i>b'</i>	<i>c'</i>	<i>d'</i>
51	+8.9460	+8.3697	+0.5304	+8.7810	-9.1501	-9.8202	-1.2875	+9.4089
52	8.8101	8.2430	0.4914	+7.7376	9.6131	-8.9121	1.2868	9.4175
53	8.9702	8.4044	0.5365	+8.8303	9.0374	-9.8447	1.2868	9.4187
54	8.8163	8.2523	0.4775	-8.0961	9.6777	+9.2642	1.2866	9.4203
55	9.1449	8.5829	0.3783	-9.0931	9.6381	+9.9325	1.2865	9.4223
56	8.8939	8.3320	0.5207	+8.6506	9.3122	-9.7409	1.2865	9.4224
57	9.0423	8.4852	0.5525	+8.9522	8.5539	-9.8938	1.2861	9.4269
58	9.0608	8.5043	0.4047	-8.9796	9.6668	+9.9027	1.2861	9.4274
59	8.8348	8.2880	0.5059	+8.3737	-9.4951	-9.5221	1.2854	9.4364
60	0.3911	9.8559	1.2420	+0.3909	+9.4289	-9.9821	1.2845	9.4470
61	8.9651	8.4533	0.4247	-8.8245	-9.7096	+9.8397	1.2826	9.4685
62	9.2622	8.7655	0.2955	-9.2342	9.6389	+9.9511	1.2812	9.4823
63	9.2138	8.7245	0.3202	-9.1784	9.6555	+9.9429	1.2805	9.4891
64	8.9497	8.4713	0.5426	+8.7972	-8.9355	-9.8248	1.2795	9.4988
65	9.2143	8.7476	0.6134	+9.1794	+9.1173	-9.9412	1.2783	9.5094
66	9.0935	8.6307	0.5808	+9.0286	+8.7774	-9.9108	1.2779	9.5129
67	8.8046	8.3448	0.4773	-7.9969	-9.6810	+9.1677	1.2775	9.5155
68	9.2103	8.7521	0.3067	-9.1749	9.6735	+9.9397	1.2774	9.5170
69	8.9290	8.4784	0.4257	-8.7569	9.7370	+9.8021	1.2765	9.5237
70	8.8209	8.3711	0.5078	+8.3199	9.4862	-9.4732	1.2765	9.5244
71	8.8139	8.3646	0.4695	-8.2376	9.7052	+9.3978	1.2764	9.5248
72	8.8208	8.3736	0.5080	+8.3214	9.4844	-9.4746	1.2762	9.5267
73	8.9455	8.4989	0.5459	+8.7922	-8.8591	-9.8205	1.2761	9.5273
74	9.2523	8.8142	0.6330	+9.2238	+9.2276	-9.9444	1.2751	9.5348
75	8.9562	8.5239	0.5508	+8.8148	-8.6981	-9.8308	1.2744	9.5399
76	8.9393	8.5112	0.4179	-8.7818	9.7442	+9.8142	1.2739	9.5436
77	8.7972	8.3718	0.4934	+7.7682	9.6012	-8.9424	1.2736	9.5460
78	8.8087	8.3898	0.5044	+8.2093	9.5190	-9.3712	1.2728	9.5517
79	8.9840	8.5738	0.3972	-8.8673	9.7458	+9.8528	1.2716	9.5592
80	8.9110	8.5175	0.5442	+8.7249	8.9299	-9.7811	1.2694	9.5736
81	8.9638	8.5746	0.5598	+8.8340	8.0374	-9.8367	1.2688	9.5774
82	8.7988	8.4115	0.5014	+8.0937	9.5448	-9.2612	1.2685	9.5790
83	8.9027	8.5292	0.5447	+8.7091	8.9232	-9.7706	1.2665	9.5908
84	9.0636	8.6921	0.3490	-8.9921	9.7496	+9.8924	1.2662	9.5924
85	8.7881	8.4245	0.4934	+7.7040	-9.6018	-8.8786	1.2649	9.5991
86	8.9774	8.6172	0.5689	+8.8612	+8.4249	-9.8460	1.2644	9.6020
87	8.8025	8.4567	0.4632	-8.2617	-9.7275	+9.4190	1.2620	9.6140
88	8.7881	8.4442	0.4986	+7.9527	9.5670	-9.1241	1.2617	9.6156
89	8.8280	8.4898	0.4473	-8.4668	9.7576	+9.5973	1.2607	9.6203
90	9.0145	8.6851	0.3583	-8.9240	9.7766	+9.8664	1.2592	9.6275
91	8.7879	8.4675	0.4704	-8.0850	-9.7083	+9.2523	1.2575	9.6349
92	9.1198	8.8063	0.6247	+9.0694	+9.2824	-9.9036	1.2562	9.6405
93	8.7857	8.4742	0.4707	-8.0693	-9.7077	+9.2373	1.2558	9.6421
94	8.8346	8.5254	0.5308	+8.5181	9.2243	-9.6366	1.2554	9.6440
95	8.7995	8.4940	0.5145	+8.3023	9.4319	-9.4552	1.2547	9.6469
96	8.7995	8.4940	0.5145	+8.3023	9.4317	-9.4552	1.2547	9.6469
97	8.8026	8.5020	0.5171	+8.3381	9.4048	-9.4870	1.2537	9.6509
98	8.9407	8.6461	0.3840	-8.8051	9.7972	+9.8146	1.2525	9.6557
99	8.9112	8.6190	0.3978	-8.7469	9.7977	+9.7854	1.2520	9.6576
100	+9.2125	+8.9232	+0.1775	-9.1817	-9.7660	+9.9184	-1.2514	+9.6599

CATALOGUE OF 1500 STARS.

No.	B. A. C.	Constellation.	Mag.	Right Ascension, Jan. 1, 1850.		Annual Variation.	North Polar Dist., Jan. 1, 1850.			Annual Variation.
				h. m.	s.		°	'	"	
101	595	48 Cassiopeæ,	5	1 49	43.96*	+4.778	19	49	26.5*	-17.79
102	596	Eridani,	χ	4	50 6.71	2.325	142	21	25.7	18.09
103	600	50 Cassiopeæ,	4	4	50 44.28*	4.940	18	18	28.9*	17.78
104	603	Hydri,	η ³	4½	51 7.99	1.486	158	23	12.9	17.75
105	618	59 Ceti,	v	4½	52 56.22	2.827	111	48	22.7	17.69
106	623	Hydri,	α	3	54 2.62	1.889	152	18	4.7	17.62
107	625	113 Piscium,	α	3½	54 17.50	3.102	87	57	44.7	17.62
108	628	57 Andromedæ,	γ	3	54 42.71*	3.644	48	23	33.9*	17.56
109	634	Phœnicis,	χ	5	55 41.21	2.402	135	26	11.5	17.79
110	635	Hydri,	5	5	55 43.87	1.570	156	47	55.7	17.01
111	648	13 Arietis,	α	2	58 43.64*	3.364	67	14	57.9*	17.30
112	656	4 Trianguli,	β	4	2 0 38.02*	3.545	55	43	30.0*	17.32
113	684	65 Ceti,	ξ ¹	5	5 3.28*	3.169	81	51	34.0*	17.12
114	688	Fornacis,	μ	5	6 17.93	2.642	121	25	47.3*	17.01
115	717	Eridani,	φ	4	11 9.34	2.156	142	12	26.7	16.91
116	720	68 Ceti,	o	Var.	11 46.53	3.021	93	39	41.8	16.60
117	721	9 Persei,	i	5	11 56.19*	4.114	34	50	39.6*	16.82
118	744	Cassiopeæ,	4	4	16 46.71*	4.812	23	16	34.3*	16.59
119	754	72 Ceti,	ρ	5	18 42.42	2.897	102	58	9.6	16.47
120	756	Hydri,	δ	4	19 5.79	1.037	159	20	36.3	16.44
121	760	73 Ceti,	ξ ²	4	20 11.34*	3.182	82	12	54.0*	16.42
122	763	Eridani,	κ	4½	21 28.98	2.186	138	22	48.1	15.99
123	781	76 Ceti,	ε	5	24 58.93	2.844	105	54	19.4	16.10
124	794	78 Ceti,	v	4½	28 0.42*	3.135	85	3	50.7*	15.99
125	811	82 Ceti,	δ	4	31 48.13	3.074	90	19	18.5	15.78
126	815	83 Ceti,	ε	4½	32 18.69	2.899	102	30	41.0	15.56
127	827	13 Persei,	θ	4	33 58.81*	4.051	41	24	35.0*	15.60
128	828	Eridani,	5	5	34 4.65	2.276	133	32	15.1	15.65
129	831	35 Arietis,	4	4	34 39.69	3.499	62	56	2.1	15.68
130	832	Eridani,	i	4	34 45.10	2.378	130	29	56.2	15.66
131	837	86 Ceti,	γ	3	35 31.93*	3.102	87	23	57.8*	15.45
132	845	Arietis,	4	4	36 50.37*	3.232	80	31	20.5*	15.49
133	847	89 Ceti,	π	4	36 59.13	2.851	104	29	49.1	15.51
134	849	Hydri,	ε	5	37 17.66	0.861	158	54	42.9	15.29
135	856	1 Eridani,	τ ¹	4½	38 6.34	2.800	109	12	37.0	15.50
136	861	39 Arietis,	4	4	38 59.30*	3.549	61	22	44.5*	15.31
137	863	15 Persei,	η	4	39 47.50*	4.312	34	43	52.4*	15.38
138	870	42 Arietis,	π	5	40 55.74*	3.335	73	9	45.5*	15.35
139	871	16 Persei,	4½	4	41 7.91	3.759	52	18	9.3	15.22
140	872	41 Arietis,	3	3	41 9.98*	3.510	63	21	40.7*	15.20
141	879	Fornacis,	β	5	42 48.68	2.509	123	2	17.9*	15.41
142	882	Hydri,	ζ	5	43 14.78	0.874	158	14	54.0	15.13
143	885	18 Persei,	τ	5	43 39.05*	4.199	37	51	20.3*	15.15
144	887	2 Eridani,	τ ²	4½	44 14.15	2.720	111	37	28.9	15.11
145	910	3 Eridani,	η	3	49 6.07	2.928	99	29	53.0	14.62
146	912	22 Persei,	π	5	49 11.22*	3.806	50	56	29.0*	14.80
147	921	48 Arietis,	ε	5	50 38.60*	3.418	69	15	46.4*	14.75
148	931	Horologii,	5	5	51 43.49	1.226	153	43	28.3	14.68
149	937	Eridani,	θ	3½	52 34.47	2.269	130	54	30.5	14.63
150	947	23 Persei,	γ	3½	2 53 57.70*	+4.296	37	5	8.1*	-14.55

CATALOGUE OF 1500 STARS.

Logarithms of				Logarithms of			
a	b	c	d	a'	b'	c'	d'
+9.2417	+8.9570	+0.6794	+9.2152	+9.4567	-9.9217	-1.2504	+9.6634
8.9859	8.7029	0.3559	-8.8845	-9.8000	+9.8465	1.2500	9.6648
9.2740	8.9939	0.6944	+9.2515	+9.4840	-9.9247	1.2494	9.6671
9.2045	8.9262	0.1754	-9.1728	-9.7732	+9.9151	1.2490	9.6685
8.8011	8.5311	0.4499	-8.3711	-9.7624	+9.5149	1.2472	9.6749
9.1005	8.8354	0.2683	-9.0476	-9.7954	+9.8910	1.2461	9.6788
8.7678	8.5039	0.4904	+7.3187	-9.6198	-8.4945	1.2458	9.6797
8.8934	8.6313	0.5612	+8.7155	-7.7709	-9.7654	1.2454	9.6811
8.9199	8.6623	0.3828	-8.7727	-9.8123	+9.7949	1.2444	9.6845
9.1706	8.9131	0.1936	-9.1339	-9.7894	+9.9055	1.2443	9.6847
8.7980	8.5539	0.5248	+8.3854	-9.3195	-9.5263	1.2411	9.6948
8.8436	8.6078	0.5476	+8.5942	-8.8791	-9.6875	1.2391	9.7011
8.7602	8.5435	0.5011	+7.9112	-9.5516	-9.0829	1.2341	9.7152
8.8232	8.6118	0.4221	-8.5405	-9.8084	+9.6476	1.2326	9.7190
8.9612	8.7702	0.3298	-8.8590	-9.8413	+9.8224	1.2269	9.7336
8.7487	8.5603	0.4806	-7.5539	-9.6701	+8.7291	1.2261	9.7355
8.9907	8.8029	0.6145	+8.9049	+9.2986	-9.8379	1.2259	9.7359
9.1447	8.9769	0.6828	+9.1078	+9.5376	-9.8807	1.2198	9.7497
8.7502	8.5902	0.4617	-8.1013	-9.7408	+9.2662	1.2173	9.7551
9.1910	9.0326	0.0204	-9.1621	-9.8368	+9.8857	1.2168	9.7561
8.7410	8.5870	0.5018	+7.8728	-9.5468	-9.0449	1.2153	9.7591
8.9130	8.7642	0.3423	-8.7867	-9.8579	+9.7850	1.2136	9.7626
8.7475	8.6126	0.4541	-8.1853	-9.7630	+9.3444	1.2088	9.7718
8.7279	8.6050	0.4969	+7.6625	-9.5805	-8.8370	1.2046	9.7795
8.7207	8.6128	0.4866	-6.4704	-9.6410	+7.6465	1.1990	9.7889
8.7304	8.6244	0.4605	-8.0662	-9.7461	+9.2318	1.1983	9.7901
8.8970	8.7975	0.6036	+8.7721	+9.2548	-9.7686	1.1958	9.7941
8.8571	8.7580	0.3578	-8.6952	-9.8713	+9.7315	1.1957	9.7943
8.7668	8.6700	0.5438	+8.4249	-9.0090	-9.5506	1.1948	9.7957
8.8353	8.7388	0.3723	-8.6478	-9.8668	+9.7049	1.1946	9.7959
8.7156	8.6221	0.4926	+7.3724	-9.6075	-8.5481	1.1934	9.7978
8.7191	8.6307	0.5067	+7.9357	-9.5104	-9.1058	1.1914	9.8008
8.7269	8.6391	0.4551	-8.1255	-9.7623	+9.2875	1.1912	9.8012
9.1564	9.0697	9.9413	-9.1262	-9.8735	+9.8584	1.1907	9.8019
8.7360	8.6525	0.4431	-8.2533	-9.7918	+9.4045	1.1895	9.8038
8.7664	8.6863	0.5487	+8.4467	-8.8727	-9.5662	1.1881	9.8058
8.9528	8.8758	0.6344	+8.8676	+9.4479	-9.7994	1.1868	9.8076
8.7257	8.6531	0.5227	+8.1876	-9.3585	-9.3447	1.1850	9.8102
8.8080	8.7362	0.5727	+8.5944	+8.7160	-9.6688	1.1847	9.8106
8.7550	8.6833	0.5446	+8.4067	-8.9912	-9.5340	1.1846	9.8107
8.7802	8.7149	0.3986	-8.5168	-9.8570	+9.6163	1.1820	9.8143
9.1340	9.0703	9.9447	-9.1020	-9.8853	+9.8469	1.1812	9.8153
8.9143	8.8522	0.6230	+8.8117	+9.3993	-9.7757	1.1806	9.8162
8.7330	8.6731	0.4350	-8.2995	-9.8099	+9.4439	1.1796	9.8175
8.6991	8.6577	0.4654	-7.9166	-9.7316	+9.0867	1.1714	9.8278
8.8028	8.7618	0.5799	+8.6022	+8.9395	-9.6685	1.1713	9.8280
8.7195	8.6840	0.5332	+8.2686	-9.2199	-9.4156	1.1687	9.8310
9.0424	9.0110	0.0885	-8.9951	-9.9046	+9.8173	1.1668	9.8332
8.8086	8.7805	0.3576	-8.6248	-9.8898	+9.6793	1.1653	9.8350
+8.9042	+8.8813	+0.6323	+8.8061	-9.4583	-9.7625	-1.1629	+9.8377

CATALOGUE OF 1500 STARS.

No.	B. A. C.	Constellation.	Mag.	Right Ascension, Jan. 1, 1850.			Annual Variation.	North Polar Dist., Jan. 1, 1850.			Annual Variation.
				<i>h.</i>	<i>m.</i>	<i>s.</i>		<i>°</i>	<i>'</i>	<i>"</i>	
151	948	Persei,	5	2	54	18.40*	+4.440	33	53	16.6*	-14.61
152	949	92 Ceti,	α	2½	54	26.60*	3.129	86	30	7.4*	14.42
153	952	9 Eridani,	ρ^2	5	55	20.58	2.937	98	16	42.0	14.48
154	953	25 Persei,	ρ	4	55	34.81	3.815	51	44	40.5	14.37
155	954	11 Eridani,	τ^3	4	55	46.82	2.643	114	12	56.1	14.36
156	956	Horologii,	5	55	55.87		1.109	154	40	7.2	14.43
157	959	10 Eridani,	ρ^3	5	56	54.63	2.943	98	11	26.6	14.37
158	962	Persei,	ϵ	4	58	15.67*	4.280	40	57	51.6*	14.29
159	963	26 Persei,	β	2½	58	25.56*	3.871	49	37	34.0*	14.30
160	967	27 Persei,	κ	5	59	23.96*	4.009	45	42	54.2*	14.09
161	981	28 Persei,	ω	5	3	1 37.41	+3.845	50	57	44.3	14.10
162	982	Hydri,	θ	5	1	58.36	-0.008	162	29	27.7	13.49
163	986	57 Arietis,	δ	4	3	3.58*	+3.418	70	50	39.9*	14.00
164	997	12 Eridani,	α	3½	5	42.08*	2.550	119	34	53.0*	14.46
165	999	58 Arietis,	ζ	5	6	17.21*	3.434	69	30	53.9*	13.73
166	1001	Cassiopeæ,	5	6	51.15*		5.152	24	54	8.5*	13.71
167	1013	13 Eridani,	ζ	4	8	33.08*	2.910	92	22	48.8*	13.66
168	1028	96 Ceti,	κ^1	5	11	29.91	3.139	87	11	3.0	13.43
169	1034	61 Arietis,	τ^1	5	12	34.43*	3.449	69	23	50.2*	13.33
170	1037	16 Eridani,	τ^2	3½	12	50.67*	+2.665	112	18	24.8*	13.41
171	1038	Mensæ,	5	12	52.60		-2.334	169	32	55.2	13.36
172	1043	33 Persei,	α	2½	13	38.35*	+4.241	40	40	39.3*	13.27
173	1044	Eridani,	4½	13	55.05		2.365	133	38	48.6	14.04
174	1056	Hydri,	5	16	18.90		0.673	157	28	29.7	12.66
175	1057	1 Tauri,	σ	4½	16	44.83	3.222	81	30	10.7*	13.05
176	1058	Camelopardi,	4	16	57.92*		4.789	30	35	16.6*	13.13
177	1062	Camelopardi,	4	17	58.42*		4.725	31	38	49.0*	13.06
178	1065	Camelopardi,	5	18	35.65		4.523	35	4	25.0	12.87
179	1068	2 Tauri,	ξ	4	19	2.68*	+3.243	80	47	37.8*	12.92
180	1070	Hydri,	5	19	44.02		-1.794	167	55	57.7	13.15
181	1071	35 Persei,	σ	5	20	1.31*	+4.194	42	31	38.7*	12.90
182	1090	17 Eridani,	4½	23	10.75		2.973	95	35	36.6	12.65
183	1099	37 Persei,	ψ	5	25	51.02*	4.228	42	18	40.8*	12.45
184	1100	18 Eridani,	ϵ	3½	25	52.25	2.826	99	58	8.3*	12.43
185	1104	19 Eridani,	τ^3	4	27	9.79	2.643	112	8	20.3	12.38
186	1112	10 Tauri,	4½	29	13.43		3.058	90	4	40.9	11.74
187	1125	Eridani,	5	31	42.77		2.147	130	46	10.0	12.08
188	1129	39 Persei,	δ	3	32	15.85*	4.235	42	41	50.0*	12.02
189	1133	Camelopardi,	5	32	58.06*		5.161	27	8	6.4*	11.93
190	1137	Camelopardi,	γ	4½	34	34.89	6.139	19	8	14.5	11.86
191	1138	38 Persei,	σ	4	34	55.48*	3.733	58	11	27.3*	11.89
192	1139	41 Persei,	ν	4	35	1.13*	4.046	47	54	1.5*	11.86
193	1144	Camelopardi,	5	35	50.07		5.392	24	56	42.6	11.79
194	1147	17 Tauri,	4½	35	58.74*		3.548	66	21	43.9*	11.76
195	1148	23 Eridani,	δ	3½	36	4.05	2.871	100	16	28.0*	12.51
196	1150	Eridani,	5	36	17.03		2.378	122	25	13.5	11.73
197	1151	19 Tauri,	5	36	17.22*		3.557	66	0	28.0*	11.75
198	1154	20 Tauri,	5	36	54.50*		3.555	66	6	19.0*	11.68
199	1159	Eridani,	ν^1	5	37	17.05	2.248	127	47	19.6	11.73
200	1161	23 Tauri,	5	3	37 25.92*		+3.549	66	31	23.4*	-11.66

CATALOGUE OF 1500 STARS

No.	Logarithms of				Logarithms of			
	a	b	c	d	a'	b'	c'	d'
151	+8.9376	+8.9160	+0.6477	+8.8568	+9.5188	-9.7792	-1.1622	+9.8384
152	8.6845	8.6634	0.4951	+7.4699	-9.5923	-8.6452	1.1620	9.8387
153	8.6866	8.6689	0.4678	-7.8449	-9.7235	+9.0164	1.1604	9.8405
154	8.7866	8.7698	0.5800	+8.5784	+8.9469	-9.6495	1.1599	9.8410
155	8.7213	8.7053	0.4238	-8.3342	-9.8328	+9.4703	1.1596	9.8413
156	9.0497	9.0343	0.0450	-9.0058	-9.9103	+9.8132	1.1593	9.8416
157	8.6836	8.6719	0.4678	-7.8374	-9.7234	+9.0090	1.1575	9.8436
158	8.8600	8.8534	0.6182	+8.7381	+9.3899	-9.7308	1.1550	9.8462
159	8.7945	8.7885	0.5876	+8.6059	+9.0945	-9.6639	1.1547	9.8465
160	8.8197	8.8174	0.6010	+8.6637	+9.2594	-9.6946	1.1528	9.8483
161	8.7800	8.7862	0.5846	+8.5793	+9.0469	-9.6456	1.1486	9.8525
162	9.1913	9.1988	8.6822	-9.1707	-9.9089	+9.8251	1.1479	9.8532
163	8.6923	8.7039	0.5319	+8.2083	-9.2425	-9.3597	1.1458	9.8552
164	8.7230	8.7446	0.4015	-8.4164	-9.8664	+9.5318	1.1406	9.8600
165	8.6895	8.7134	0.5357	+8.2335	-9.1827	-9.3813	1.1395	9.8611
166	9.0357	9.0616	0.7132	+8.9933	+9.6790	-9.7938	1.1384	9.8621
167	8.6624	8.6949	0.4637	-7.8746	-9.7385	+9.0448	1.1349	9.8651
168	8.6510	8.6946	0.4941	+7.3423	-9.5988	-8.5179	1.1288	9.8702
169	8.6769	8.7247	0.5372	+8.2233	-9.1587	-9.3707	1.1265	9.8721
170	8.6814	8.7302	+0.4251	-8.2607	-9.8354	+9.4030	1.1259	9.8725
171	9.3889	9.4378	-0.3681	-9.3817	-9.9096	+9.8164	1.1259	9.8726
172	8.8318	8.8837	+0.6268	+8.7117	+9.4538	-9.7019	1.1243	9.8739
173	8.7859	8.8387	0.3255	-8.6248	-9.9195	+9.6604	1.1237	9.8743
174	9.0569	9.1189	9.8026	-9.0224	-9.9366	+9.7818	1.1185	9.8783
175	8.6440	8.7077	0.5081	+7.8136	-9.5016	-8.9849	1.1175	9.8790
176	8.9321	8.9967	0.6798	+8.8671	+9.6348	-9.7498	1.1171	9.8794
177	8.9166	8.9850	0.6739	+8.8467	+9.6228	-9.7427	1.1148	9.8810
178	8.8457	8.9465	0.6553	+8.7887	+9.5732	-9.7242	1.1134	9.8820
179	8.6398	8.7123	+0.5100	+7.8438	-9.4862	-9.0143	1.1124	9.8827
180	9.3123	9.3875	-0.2344	-9.3026	-9.9238	+9.7990	1.1109	9.8838
181	8.8020	8.8783	+0.6219	+8.6695	+9.4335	-9.6755	1.1102	9.8843
182	8.6268	8.7152	0.4726	-7.6157	-9.7054	+8.7897	1.1030	9.8892
183	8.7903	8.8891	0.6253	+8.6592	+9.4568	-9.6634	1.0967	9.8933
184	8.6250	8.7239	0.4604	-7.8634	-9.7504	+9.0328	1.0967	9.8934
185	8.6485	8.7525	0.4221	-8.2247	-9.8439	+9.3675	1.0936	9.8953
186	8.6103	8.7223	0.4870	-5.7446	-9.6386	+6.9206	1.0886	9.8983
187	8.7248	8.8466	0.3326	-8.5397	-9.9293	+9.5951	1.0824	9.9019
188	8.7714	8.8953	0.6262	+8.6377	+9.4672	-9.6451	1.0810	9.9027
189	8.9419	9.0686	0.7127	+8.8912	+9.7119	-9.7264	1.0792	9.9037
190	9.0812	9.2143	0.7906	+9.0565	+9.7914	-9.7482	1.0751	9.9060
191	8.6666	8.8011	0.5728	+8.3885	+8.7497	-9.4939	1.0742	9.9065
192	8.7253	8.8601	0.6069	+8.5516	+9.3399	-9.5981	1.0740	9.9066
193	8.9685	9.1066	0.7320	+8.9260	+9.7405	-9.7271	1.0719	9.9077
194	8.6313	8.7699	0.5495	+8.2343	-8.8645	-9.3724	1.0715	9.9079
195	8.6000	8.7390	0.4586	-7.8513	-9.7569	+9.0204	1.0713	9.9081
196	8.6660	8.8059	0.3771	-8.3953	-9.9033	+9.4978	1.0707	9.9084
197	8.6316	8.7715	0.5505	+8.2408	-8.8274	-9.3777	1.0707	9.9084
198	8.6297	8.7720	0.5504	+8.2372	-8.8338	-9.3744	1.0691	9.9092
199	8.6920	8.8359	0.3480	-8.4793	-9.9247	+9.5531	1.0681	9.9097
200	+8.6269	+8.7714	+0.5493	+8.2272	-8.8704	-9.3658	-1.0677	+9.9099

CATALOGUE OF 1500 STARS.

No.	B. A. C.	Constellation.	Mag.	Right Ascension, Jan. 1, 1850.	Annual Variation.	North Polar Dist., Jan. 1, 1850.	Annual Variation.	
201	1166	25 Tauri,	η	3 38 34.56*	+3.552	66 21 46.7*	-11.56	
202	1168	26 Eridani,	π	39 3.23	2.830	102 34 32.2	11.61	
203	1174	30 Tauri,	ϵ	40 2.99	3.279	79 19 20.7*	11.45	
204	1176	27 Tauri,		40 15.09*	3.552	66 24 35.0*	11.44	
205	1181	27 Eridani,	τ^d	40 23.78	2.582	113 41 43.0	10.97	
206	1191	28 Eridani,	τ^r	41 12.59*	2.577	114 20 34.4*	11.45	
207	1197	Reticuli,		42 19.71	0.703	155 16 46.5	11.47	
208	1199	Eridani,		43 3.90	2.220	128 4 51.8	11.40	
209	1201	Eridani,	ν^s	43 50.30	2.233	126 39 26.5	11.15	
210	1203	Camelopardi,		44 13.81*	5.197	27 22 26.5*	11.25	
211	1207	44 Persei,	ζ	3‡	44 42.86*	3.755	58 33 59.4*	11.14
212	1211	Cassiopeæ,		5‡	45 13.24*	+9.565	9 43 36.5*	11.18
213	1215	Hydri,		5	46 10.10	-0.445	162 23 54.8	11.06
214	1216	32 Eridani,		5	46 45.82	+3.011	93 24 6.8	11.01
215	1217	33 Eridani,	τ^a	5	47 20.24	2.556	115 3 40.4	10.88
216	1219	45 Persei,	ϵ	3‡	47 48.05*	3.997	50 25 43.6*	10.91
217	1220	Eridani,	ν^s	5	47 55.89	2.277	125 10 44.4	10.88
218	1228	46 Persei,	ξ	5	49 14.57	+3.869	54 38 43.9	10.79
219	1230	Hydri,	γ	3	49 39.76	-1.038	164 41 53.0	10.87
220	1234	34 Eridani,	γ	2‡	51 1.93*	+2.796	103 56 19.7*	10.60
221	1241	35 Tauri,	λ	4	52 22.49*	3.315	77 56 15.8*	10.61
222	1243	36 Eridani,	τ^b	5	53 31.92	2.555	114 26 42.0	10.52
223	1245	35 Eridani,		5	53 56.19	3.034	91 58 27.3	10.43
224	1251	38 Tauri,	ν	5	55 10.90	3.185	84 25 51.0	10.38
225	1254	47 Persei,	λ	4‡	55 25.82*	4.431	40 3 41.5*	10.31
226	1257	37 Tauri,	A^1	5	55 50.03*	3.534	68 19 57.2*	10.28
227	1259	Reticuli,	d	5	56 23.41	0.954	151 49 34.7	9.99
228	1266	48 Persei,	c	5	57 47.24*	4.326	42 41 36.9*	10.14
229	1270	Reticuli,	γ	5	58 44.36	0.831	152 34 42.5	10.24
230	1271	Reticuli,	i	5	58 54.05	0.986	151 30 3.7	9.95
231	1287	51 Persei,	μ	4‡	4 3 53.99*	4.372	41 58 39.0*	9.67
232	1290	38 Eridani,	o^1	4‡	4 32.77	2.922	97 13 58.0	9.74
233	1291	52 Persei,	f	5	4 41.49	4.059	49 54 8.8	9.60
234	1299	Horologii,	d	5	5 47.66	2.027	132 23 14.5	9.65
235	1301	Persei,	b^1	5	6 58.98	4.481	40 4 47.0	9.44
236	1303	39 Eridani,	A	5	7 15.73	2.851	100 37 57.8	9.29
237	1304	49 Tauri,	μ	5	7 23.51	3.250	81 29 14.2	9.44
238	1309	40 Eridani,	o^s	4‡	8 22.16	2.763	97 53 23.5	5.94
239	1315	Horologii,	a	5	9 2.23	1.992	132 39 57.2	9.19
240	1326	52 Tauri,	ϕ	5	11 8.15	3.673	63 0 44.3	9.13
241	1328	54 Tauri,	γ	3‡	11 15.75*	3.407	74 44 21.1*	9.14
242	1331	Doradus,	γ	4	12 6.08	1.556	141 52 0.4	9.34
243	1333	41 Eridani,	ν^d	3‡	12 12.96*	2.264	124 10 6.4*	9.07
244	1336	Reticuli,	a	3‡	12 30.33	0.745	152 51 4.2	9.04
245	1344	Reticuli,	e	5	13 54.12	1.008	149 39 53.9	8.58
246	1346	61 Tauri,	d^1	4	14 17.36*	3.450	72 48 50.1*	8.91
247	1348	Horologii,		5	14 32.37	1.907	134 37 48.9	8.82
248	1356	64 Tauri,	d^s	4‡	15 27.26*	3.451	72 54 29.2*	8.83
249	1358	Reticuli,	θ	5	16 0.90	0.683	153 37 10.4	9.03
250	1365	68 Tauri,	d^s	5	4 16 49.01*	+3.464	72 25 9.1	-8.74

CATALOGUE OF 1500 STARS.

No.	Logarithms of				Logarithms of			
	a	b	c	d	a'	b'	c'	d'
201	+8.6244	+8.7734	+0.5500	+8.2275	-8.8488	-9.3655	-1.0646	+9.9115
202	8.5956	8.7466	0.4513	-7.9335	-9.7791	+9.0991	1.0634	9.9121
203	8.5900	8.7449	0.5155	+7.8578	-9.4387	-9.0263	1.0607	9.9134
204	8.6197	8.7755	0.5501	+8.2220	-8.8426	-9.3602	1.0601	9.9137
205	8.6197	8.7761	0.4132	-8.2238	-9.8615	+9.3616	1.0597	9.9139
206	8.6197	8.7793	0.4105	-8.2348	-9.8659	+9.3704	1.0575	9.9150
207	8.9548	9.1190	9.8292	-8.9130	-9.9689	+9.7105	1.0544	9.9164
208	8.6780	8.8452	0.3433	-8.4682	-9.9302	+9.5403	1.0524	9.9174
209	8.6676	8.8380	0.3514	-8.4436	-9.9257	+9.5240	1.0502	9.9184
210	8.9083	9.0802	0.7171	+8.8567	+9.7301	-9.6954	1.0492	9.9189
211	8.6384	8.8123	0.5740	+8.3557	+8.7993	-9.4628	1.0478	9.9195
212	9.3404	9.5163	+0.9805	+9.3341	+9.8732	-9.7379	1.0464	9.9201
213	9.0848	9.2647	-9.6488	-9.0639	-9.9668	+9.7206	1.0436	9.9213
214	8.5644	8.7467	+0.4777	-7.3377	-9.6838	+8.5130	1.0419	9.9221
215	8.6049	8.7896	0.4061	-8.2318	-9.8737	+9.3650	1.0403	9.9228
216	8.6736	8.8603	0.6017	+8.4778	+9.2999	-9.5409	1.0389	9.9234
217	8.6478	8.8350	0.3580	-8.4083	-9.9231	+9.4968	1.0385	9.9235
218	8.6449	8.8376	+0.5876	+8.4073	+9.1242	-9.4949	1.0347	9.9251
219	9.1338	9.3280	-0.0197	-9.1181	-9.9671	+9.7156	1.0335	9.9256
220	8.5640	8.7642	+0.4456	-7.9458	-9.7958	+9.1089	1.0294	9.9273
221	8.5567	8.7625	0.5203	+7.8768	-9.3927	-9.0432	1.0253	9.9289
222	8.5842	8.7949	0.4071	-8.2010	-9.8736	+9.3363	1.0218	9.9302
223	8.5425	8.7549	0.4816	-7.0796	-9.6657	+8.2555	1.0205	9.9307
224	8.5404	8.7581	0.5027	+7.5274	-9.5427	-8.7014	1.0166	9.9321
225	8.7289	8.9477	0.6465	+8.6128	+9.5748	-9.5975	1.0159	9.9324
226	8.5681	8.7886	0.5472	+8.1354	-8.9390	-9.2797	1.0146	9.9329
227	8.8604	9.0833	9.9679	-8.8057	-9.9829	+9.6558	1.0128	9.9335
228	8.6088	8.9277	0.6353	+8.5651	+9.5298	-9.5724	1.0084	9.9351
229	8.8637	9.0968	9.9274	-8.8120	-9.9851	+9.6513	1.0053	9.9361
230	8.8478	9.0816	9.9749	-8.7917	-9.9850	+9.6465	1.0048	9.9363
231	8.6845	8.9403	0.6405	+8.5557	+9.5561	-9.5571	0.9881	9.9417
232	8.5111	8.7698	0.4657	-7.6111	-9.7330	+8.7837	0.9859	9.9424
233	8.6235	8.8828	0.6082	+8.4324	+9.3661	-9.4922	0.9854	9.9425
234	8.6349	8.8992	0.3008	-8.4636	-9.9603	+9.5081	0.9816	9.9437
235	8.6903	8.9600	0.6503	+8.5741	+9.5962	-9.5590	0.9774	9.9449
236	8.5057	8.7766	0.4548	-7.7717	-9.7702	+8.9403	0.9765	9.9452
237	8.5025	8.7740	0.5115	+7.6728	-9.4752	-8.8441	0.9760	9.9453
238	8.4983	8.7743	0.4634	-7.6359	-9.7413	+8.8079	0.9725	9.9463
239	8.6253	8.9044	0.2967	-8.4564	-9.9633	+9.4989	0.9701	9.9470
240	8.5342	8.8230	0.5654	+8.1911	+8.2279	-9.3171	0.9625	9.9490
241	8.4993	8.7887	0.5309	+7.9196	-9.2662	-9.0801	0.9620	9.9492
242	8.6900	8.9833	0.1911	-8.5857	-9.9863	+9.5524	0.9589	9.9500
243	8.5624	8.8563	0.3544	-8.3119	-9.9344	+9.4057	0.9584	9.9501
244	8.8198	9.1150	9.8721	-8.7691	-9.9964	+9.6045	0.9574	9.9504
245	8.7705	9.0723	0.0113	-8.7065	-9.9963	+9.5860	0.9521	9.9517
246	8.4922	8.7958	0.5367	+7.9627	-9.1761	-9.1190	0.9507	9.9521
247	8.6191	8.9239	0.2760	-8.4658	-9.9723	+9.4941	0.9497	9.9523
248	8.4875	8.7967	0.5365	+7.9557	-9.1787	-9.1122	0.9462	9.9532
249	8.8180	9.1299	9.8114	-8.7702	-9.9991	+9.5940	0.9440	9.9537
250	+8.4833	+8.7991	+0.5381	+7.9634	-9.1514	-9.1187	-0.9409	+9.9544

CATALOGUE OF 1500 STARS.

No.	B. A. C.	Constellation.	Mag.	Right Ascension, Jan. 1, 1850.			Annual Variation.	North Polar Dist., Jan. 1, 1850.			Annual Variation.	
				<i>h.</i>	<i>m.</i>	<i>s.</i>		<i>°</i>	<i>'</i>	<i>"</i>		
251	1367	69 Tauri,	ν^1	5	4	17	20.30*	+3.579	67	31	53.1*	8.66
252	1370	73 Tauri,	π	5		18	8.11	3.380	75	37	48.5	8.59
253	1372	43 Eridani,	ν^2	4		18	24.35	2.254	124	22	10.0*	8.59
254	1376	74 Tauri,	ϵ	3½		19	51.70*	3.494	71	9	25.1*	8.47
255	1380	77 Tauri,	θ^1	4½		20	0.55*	3.413	74	22	31.5*	8.47
256	1381	78 Tauri,	θ^2	4½		20	6.18*	3.420	74	28	0.0*	8.46
257	1383	Reticuli,	η	5		20	16.91	0.619	153	44	34.4	8.79
258	1409	86 Tauri,	ρ	5		25	20.41*	3.402	75	28	33.0*	8.02
259	1413	Cæli,	δ	5		26	14.77	1.841	135	16	41.7	8.08
260	1419	47 Eridani,		5		26	58.23*	2.888	98	32	57.7*	7.92
261	1420	87 Tauri,	α	1		27	19.12*	3.436	73	47	49.0*	7.74
262	1421	88 Tauri,	d	5		27	24.85	3.285	80	9	4.7	7.83
263	1422	50 Eridani,	ν^6	4½		27	37.56	2.351	120	4	20.5	7.64
264	1429	48 Eridani,	ν	4		28	49.69	2.994	93	39	46.8	7.77
265	1433	52 Eridani,	ν^7	3½		29	43.40	2.333	120	52	23.7*	7.67
266	1434	90 Tauri,	c^1	5		29	46.75	3.350	77	47	39.8	7.68
267	1438	Doradus,	α	3		30	45.81	1.289	145	21	25.4	7.61
268	1441	53 Eridani,		4		31	18.87	2.746	104	36	3.0	7.41
269	1442	93 Tauri,	c^2	5		31	42.69*	3.336	78	6	1.2	7.57
270	1449	94 Tauri,	τ	5		33	14.84*	3.592	67	20	8.4*	7.41
271	1451	54 Eridani,		4		33	53.01	2.623	109	57	48.3	7.25
272	1456	4 Camelopardi,		5		35	31.65*	4.960	33	30	58.0*	7.09
273	1458	Cæli,	α	4½		35	43.95	1.930	132	9	9.0	7.16
274	1464	Cæli,	β	5		36	45.55	2.122	127	26	25.3	7.32
275	1469	57 Eridani,	μ	5		38	0.43	3.001	93	32	0.3	7.03
276	1473	Pictoris,	λ	5		38	55.97	1.531	140	45	55.1	7.06
277	1474	9 Camelopardi,	α	4		39	9.42*	5.906	23	55	13.7*	6.95
278	1486	1 Orionis,	π^1	4		41	42.15	3.258	83	18	18.7	6.71
279	1491	2 Orionis,	π^2	5		42	26.61	3.272	81	21	41.7	6.63
280	1495	3 Orionis,	π^3	4		43	13.30	3.194	84	39	22.8	6.56
281	1500	4 Orionis,	σ^1	5		44	3.06*	3.388	76	0	14.8*	6.47
282	1504	7 Camelopardi,		5		45	16.57	4.785	36	29	41.4	6.42
283	1507	61 Eridani,	ω	5		45	31.69	2.946	95	42	28.7	6.41
284	1514	8 Orionis,	π^3	4½		46	26.51	3.122	87	48	32.4	6.33
285	1520	3 Aurigæ,	ϵ	4		47	13.87*	3.895	57	4	37.7*	6.25
286	1525	9 Orionis,	σ^2	5		47	56.48*	3.370	76	43	38.0*	6.16
287	1530	4 Aurigæ,		5		49	4.77	+4.058	52	20	30.8	6.02
288	1532	Mensæ,		5		49	25.09	-2.322	166	34	29.9	5.89
289	1536	10 Camelopardi,	β	4½		50	5.72	+5.303	29	47	5.2*	6.00
290	1540	7 Aurigæ,	ϵ	4		51	12.91*	4.291	46	24	16.7*	5.93
291	1541	8 Aurigæ,	ζ	4		52	0.11*	4.181	49	8	56.9*	5.86
292	1544	63 Eridani,		5		52	44.67	2.840	100	29	12.7	5.68
293	1546	11 Camelopardi,		5		53	7.18	5.184	31	14	39.5	5.76
294	1551	102 Tauri,	ι	4½		54	8.02*	3.581	68	37	45.8*	5.65
295	1552	65 Eridani,	ψ	5		54	10 09	2.906	97	23	52.8	5.69
296	1554	9 Aurigæ,		5		54	56.42	4.678	38	36	27.7	5.47
297	1557	11 Orionis,		5		56	0.07*	3.424	74	48	34.9*	5.49
298	1558	10 Aurigæ,	η	4		56	0.30*	4.195	48	58	28.2*	5.48
299	1559	Leporis,		5		56	3.90	2.438	116	29	26.7	5.44
300	1565	Camelopardi,		5		4	57 55.03	+9.671	10	57	24.2	5.42

CATALOGUE OF 1500 STARS.

No.	Logarithms of				Logarithms of			
	a	b	c	d	a'	b'	c'	d'
251	+8.4948	+8.8131	+0.5526	+8.0771	-8.7521	-9.2189	-0.9388	+9.9549
252	8.4712	8.7933	0.5289	+7.8659	-9.2929	-9.0282	0.9357	9.9556
253	8.5396	8.8631	0.3511	-8.2913	-9.9386	+9.3841	0.9346	9.9559
254	8.4743	8.8050	0.5421	+7.9835	-9.0723	-9.1357	0.9287	9.9572
255	8.4662	8.7976	0.5327	+7.8965	-9.2401	-9.0562	0.9281	9.9573
256	8.4666	8.7974	0.5324	+7.8934	-9.2438	-9.0534	0.9278	9.9574
257	8.8029	9.1356	9.7873	-8.7556	-0.0223	+9.5775	0.9270	9.9575
258	8.4416	8.7999	0.5299	+7.8409	-9.2797	-9.0029	0.9058	9.9619
259	8.5762	8.9391	0.2629	-8.4277	-9.9811	+9.4512	0.9018	9.9626
260	8.4252	8.7920	0.4603	-7.5974	-9.7526	+8.7686	0.8987	9.9632
261	8.4364	8.8050	0.5350	+7.8821	-9.2047	-9.0406	0.8971	9.9635
262	8.4248	8.7939	0.5164	+7.6580	-9.4319	-8.8276	0.8967	9.9636
263	8.4803	8.8504	0.3726	-8.1802	-9.9224	+9.2935	0.8958	9.9637
264	8.4130	8.7895	0.4759	-7.2184	-9.6920	+8.3936	0.8904	9.9647
265	8.4744	8.8557	0.3678	-8.1846	-9.9275	+9.2943	0.8863	9.9654
266	8.4177	8.7993	0.5235	+7.7428	-9.3597	-8.9090	0.8861	9.9654
267	8.6485	9.0354	0.1074	-8.5638	-0.0034	+9.4946	0.8816	9.9662
268	8.4150	8.8048	0.4390	-7.8165	-9.8151	+8.9783	0.8790	9.9669
269	8.4083	8.8003	0.5227	+7.7226	-9.3683	-8.8892	0.8772	9.9669
270	8.4265	8.8269	0.5550	+8.0123	-8.6274	-9.1535	0.8699	9.9681
271	8.4155	8.8194	0.4181	-7.9488	-9.8606	+9.0979	0.8669	9.9686
272	8.6385	9.0516	0.6949	+8.5595	+9.7309	-9.4777	0.8589	9.9699
273	8.5095	8.9238	0.2881	-8.3363	-9.9768	+9.3824	0.8579	9.9700
274	8.4747	8.8948	0.3250	-8.2585	-9.9604	+9.3344	0.8528	9.9707
275	8.3690	8.7963	0.4762	-7.1588	-9.6909	+8.3341	0.8465	9.9716
276	8.5624	8.9951	0.1860	-8.4515	-0.0005	+9.4286	0.8418	9.9722
277	8.7543	9.1884	0.7708	+8.7153	+9.8337	-9.4993	0.8405	9.9724
278	8.3520	8.8010	0.5077	+7.4186	-9.5068	-8.5917	0.8273	9.9742
279	8.3500	8.8035	0.5135	+7.5266	-9.4583	-8.6978	0.8233	9.9746
280	8.3427	8.8010	0.5036	+7.3118	-9.5367	-8.4860	0.8191	9.9752
281	8.3494	8.8127	0.5297	+7.7329	-9.2842	-8.8959	0.8146	9.9757
282	8.5551	9.0261	0.6797	+8.4603	+9.7020	-9.4108	0.8078	9.9765
283	8.3302	8.8027	0.4689	-7.3279	-9.7211	+8.5018	0.8064	9.9767
284	8.3232	8.8015	0.4940	+6.9056	-9.5991	-8.0814	0.8012	9.9772
285	8.3944	8.8777	0.5903	+8.1296	+9.1818	-9.2296	0.7967	9.9777
286	8.3260	8.8138	0.5277	+7.6870	-9.3098	-8.8513	0.7925	9.9782
287	8.4090	8.9042	+0.6078	+8.1950	+9.3771	-9.2696	0.7859	9.9789
288	8.9397	9.4372	-0.3555	-8.9277	-0.0119	+9.4696	0.7839	9.9791
289	8.6053	9.1073	+0.7242	+8.5438	+9.7869	-9.4160	0.7798	9.9795
290	8.4348	8.9442	0.6321	+8.2734	+9.5371	-9.3093	0.7730	9.9801
291	8.4111	8.9257	0.6208	+8.2267	+9.4731	-9.2816	0.7681	9.9806
292	8.2925	8.8123	0.4524	-7.5526	-9.7788	+8.7214	0.7635	9.9810
293	8.5679	9.0903	0.7144	+8.4999	+9.7736	-9.3909	0.7612	9.9812
294	8.3073	8.8367	0.5530	+7.8689	-8.7372	-9.0141	0.7547	9.9818
295	8.2798	8.8094	0.4630	-7.3896	-9.7434	+8.5621	0.7545	9.9818
296	8.4760	9.0110	0.6701	+8.3689	+9.6807	-9.3402	0.7495	9.9823
297	8.2797	8.8222	0.5340	+7.6980	-9.2225	-8.8587	0.7426	9.9828
298	8.3866	8.9292	0.6221	+8.2038	+9.4823	-9.2575	0.7425	9.9828
299	8.3120	8.8550	0.3856	-7.9614	-9.9123	+9.0893	0.7421	9.9829
300	+8.9725	+9.5289	+0.9879	+8.9645	+9.9363	-9.4195	-0.7297	+9.9839

CATALOGUE OF 1500 STARS.

No.	B. A. C.	Constellation.	Mag.	Right Ascension, Jan. 1, 1850.			Annual Variation.	North Polar Dist., Jan. 1, 1850.			Annual Variation.	
				<i>h.</i>	<i>m.</i>	<i>s.</i>		<i>°</i>	<i>'</i>	<i>"</i>		
301	1573	Cæli,	γ^1	5	4	59	0.80	+2.153	125	41	29.3	- 5.20
302	1575	2 Leporis,	ϵ	4	59	6.74*		+2.538	112	34	34.1*	5.22
303	1587	Mensæ,		4½	5	0	0.15	-1.533	165	10	3.1	4.91
304	1588	67 Eridani,	β	3	0	28.73		+2.948	95	17	4.7	5.07
305	1591	15 Orionis,		5	1	7.04*		3.430	74	35	56.4*	5.12
306	1597	69 Eridani,	λ	4	1	58.26		2.872	98	57	1.7	5.00
307	1600	Doradûs,	ζ	5	2	56.53		1.001	147	40	45.2	5.10
308	1602	11 Aurigæ,	μ	5	3	10.09		4.094	51	41	55.8	4.86
309	1608	3 Leporis,	ι	4½	5	18.17		2.798	102	3	12.7	4.72
310	1611	17 Orionis,	ρ	5	5	27.16		3.135	87	19	18.7	4.72
311	1612	Doradûs,	μ	5	5	35.19		0.514	152	0	9.7	4.04
312	1613	13 Aurigæ,	α	1	5	36.97*		4.422	44	9	39.4*	4.30
313	1614	14 ^a Aurigæ,		5	5	38.73*		3.899	57	29	30.0*	4.73
314	1616	5 Leporis,	μ	5	6	11.59*		2.688	106	23	12.3*	4.66
315	1617	4 Leporis,	κ	5	6	18.39		2.770	103	7	21.3	4.64
316	1623	19 Orionis,	β	1	7	19.86*		2.884	98	22	45.2*	4.56
317	1631	15 Aurigæ,	λ	5	8	35.61*		4.210	50	2	26.4*	3.80
318	1638	20 Orionis,	τ	4	10	19.58		2.916	97	0	39.1	4.28
319	1650	Columbæ,	σ	5	12	4.55		2.162	125	2	46.1	3.66
320	1653	6 Leporis,	λ	4½	12	39.98*		+2.764	103	20	8.2	4.09
321	1659	Doradûs,	θ	5	13	53.59		-0.075	157	21	15.8	4.07
322	1665	23 Orionis,	m	5	14	57.12*		+3.152	86	36	16.3*	3.91
323	1672	Pictoris,	ζ	5	15	41.42		1.457	140	46	8.3	4.11
324	1681	112 Tauri,	β	2	16	48.80*		3.791	61	31	29.5*	3.57
325	1684	28 Orionis,	η	4½	16	56.22		3.014	92	32	22.6	3.73
326	1687	24 Orionis,	γ	2	17	5.31*		3.220	83	47	27.7*	3.72
327	1690	24 Aurigæ,	ϕ	5	17	42.51		3.974	55	39	27.9	3.63
328	1695	114 Tauri,	σ	5	18	37.61*		3.602	68	11	47.5*	3.63
329	1700	30 Orionis,	ψ^2	5	18	58.87		3.143	87	2	18.8	3.56
330	1704	Pictoris,	κ	5	19	36.52		1.112	146	16	50.9	3.12
331	1706	Camelopardi,		5	19	45.79		8.002	15	4	2.4*	3.50
332	1715	9 Leporis,	β	4	21	49.19*		2.572	110	52	56.3	3.25
333	1717	31 Orionis,		5	22	7.09		3.046	91	12	53.8	3.26
334	1722	32 Orionis,	Λ	5	22	45.58*		3.208	84	10	16.9*	3.22
335	1723	25 Aurigæ,	χ	5	22	57.71*		3.905	57	55	27.2*	3.27
336	1730	34 Orionis,	δ	2	24	20.72*		3.066	90	24	53.1*	3.07
337	1731	36 Orionis,	ν	5	24	40.70		2.905	97	24	58.8	3.07
338	1739	Columbæ,	e	4	25	53.31		2.131	125	35	2.6*	2.85
339	1741	11 Leporis,	a	3½	26	6.96*		2.648	107	56	0.7*	2.96
340	1748	37 Orionis,	ϕ^1	4½	26	35.26		3.291	80	37	0.9	2.89
341	1749	39 Orionis,	λ	4	26	52.73		3.302	80	10	18.4	2.85
342	1756	Columbæ,		5	27	47.53		2.013	128	37	21.5	2.81
343	1759	42 Orionis,	c	5	27	59.34		2.958	94	56	30.2	2.78
344	1762	44 Orionis,	i	3½	28	5.91		2.936	96	0	45.2	2.77
345	1765	46 Orionis,	e	2½	28	36.22*		3.044	91	18	8.2*	2.73
346	1766	40 Orionis,	θ^2	4½	28	40.14*		3.293	80	47	44.6*	2.42
347	1767	23 Tauri,	ζ	3½	28	40.97*		3.585	68	57	14.9*	2.71
348	1768	26 Aurigæ,		5	29	0.35*		3.846	59	36	8.1*	2.69
349	1780	48 Orionis,	σ	4	31	13.08		3.010	92	41	28.2	2.50
350	1785	49 Orionis,	d	5	5	31	37.71*	+2.902	97	18	4.1*	- 2.42

CATALOGUE OF 1500 STARS.

No.	Logarithms of				Logarithms of			
	a	b	c	d	a'	b'	c'	d'
301	+8.3342	+8.8987	+0.3312	-8.1002	-9.9616	+9.1859	-0.7221	+9.9844
302	8.2778	8.8430	+0.4038	-7.8620	-9.8871	+9.0034	0.7214	9.9845
303	8.8287	9.4006	-0.2567	-8.8139	-0.0190	+9.3983	0.7152	9.9849
304	8.2354	8.8110	+0.4700	-7.1996	-9.7169	+8.3739	0.7118	9.9852
305	8.2448	8.8253	0.5349	+7.6690	-9.2082	-8.8292	0.7072	9.9855
306	8.2280	8.8152	0.4574	-7.4200	-9.7629	+8.5908	0.7010	9.9859
307	8.4875	9.0822	0.0097	-8.4144	-0.0216	+9.3185	0.6939	9.9864
308	8.3191	8.9157	0.6122	+8.1114	+9.4153	-9.1822	0.6922	9.9865
309	8.2072	8.8211	0.4461	-7.5270	-9.7975	+8.6934	0.6759	9.9875
310	8.1969	8.8120	0.4957	+6.8664	-9.5889	-8.0420	0.6747	9.9876
311	8.5238	9.1400	9.7968	-8.4697	-0.0261	+9.3174	0.6737	9.9876
312	8.3521	8.9685	0.6443	+8.2079	+9.5966	-9.2270	0.6734	9.9877
313	8.2690	8.8856	0.5909	+7.9993	+9.1942	-9.1014	0.6733	9.9877
314	8.2086	8.8299	0.4295	-7.6590	-9.8393	+8.8171	0.6689	9.9879
315	8.2012	8.8234	0.4421	-7.5573	-9.8085	+8.7219	0.6680	9.9880
316	8.1861	8.8170	0.4592	-7.3496	-9.7568	+8.5211	0.6597	9.9884
317	8.2866	8.9284	0.6194	+8.0943	+9.4678	-9.1549	0.6494	9.9890
318	8.1597	8.8169	0.4639	-7.2463	-9.7403	+8.4191	0.6348	9.9897
319	8.2280	8.9012	0.3331	-7.9871	-9.9624	+9.0763	0.6194	9.9904
320	8.1477	8.8265	+0.4410	-7.5106	-9.8116	+8.6749	0.6141	9.9907
321	8.5391	9.2296	-8.8420	-8.5042	-0.0300	+9.2658	0.6029	9.9912
322	8.1154	8.8162	+0.4981	+6.8879	-9.5742	-8.0632	0.5929	9.9916
323	8.3065	9.0147	0.1654	-8.1956	-0.0148	+9.1727	0.5858	9.9918
324	8.1525	8.8722	0.5778	+7.8308	+8.9385	-8.9509	0.5748	9.9922
325	8.0957	8.8166	0.4789	-6.7422	-9.6785	+7.9179	0.5736	9.9923
326	8.0963	8.8188	0.5070	+7.1304	-9.5120	-8.3039	0.5721	9.9923
327	8.1707	8.8997	0.5986	+7.9221	+9.2929	-9.0150	0.5658	9.9926
328	8.1103	8.8490	0.5559	+7.6802	-8.5740	-8.8240	0.5564	9.9929
329	8.0750	8.8175	0.4968	+6.7882	-9.5827	-7.9637	0.5527	9.9930
330	8.3234	9.0727	0.0408	-8.2434	-0.0252	+9.1639	0.5461	9.9932
331	8.6512	9.4023	0.9010	+8.6360	+9.9232	-9.2270	0.5444	9.9933
332	8.0731	8.8474	0.4095	-7.6251	-9.8791	+8.7716	0.5219	9.9940
333	8.0403	8.8181	0.4832	-6.3667	-9.6578	+7.5427	0.5185	9.9940
334	8.0351	8.8204	0.5059	+7.0418	-9.5205	-8.2157	0.5111	9.9942
335	8.1024	8.8902	0.5908	+7.8275	+9.1942	-8.9316	0.5087	9.9943
336	8.0141	8.8186	0.4859	-5.8740	-9.6446	+7.0501	0.4924	9.9947
337	8.0137	8.8224	0.4622	-7.1246	-9.7465	+8.2970	0.4884	9.9948
338	8.0848	8.9089	0.3273	-7.8496	-9.9677	+8.9360	0.4733	9.9952
339	8.0138	8.8408	0.4220	-7.5022	-9.8558	+8.6566	0.4704	9.9952
340	7.9919	8.8251	0.5171	+7.2042	-9.4264	-8.3745	0.4644	9.9954
341	7.9887	8.8258	0.5185	+7.2210	-9.4128	-8.3906	0.4606	9.9955
342	8.0775	8.9268	0.3038	-7.8728	-9.9809	+8.9417	0.4486	9.9957
343	7.9692	8.8213	0.4707	-6.9045	-9.7140	+8.0789	0.4459	9.9958
344	7.9685	8.8221	0.4670	-6.9887	-9.7286	+8.1624	0.4444	9.9958
345	7.9594	8.8199	0.4830	-6.3159	-9.6594	+7.4919	0.4376	9.9959
346	7.9640	8.8255	0.5166	+7.1680	-9.4312	-8.3385	0.4367	9.9959
347	7.9881	8.8498	0.5539	+7.5434	-8.6920	-8.6895	0.4365	9.9959
348	8.0180	8.8841	0.5852	+7.7221	+9.1042	-8.8340	0.4320	9.9960
349	7.9222	8.8210	0.4783	-6.5938	-9.6813	+7.7695	0.4000	9.9966
350	+7.9190	+8.8241	+0.4625	-7.0231	-9.7455	+8.1957	-0.3938	+9.9967

CATALOGUE OF 1500 STARS.

No.	B. A. C.	Constellation.	Mag.	Right Ascension, Jan. 1, 1850.			Annual Variation.	North Polar Dist., Jan. 1, 1850.			Annual Variation.
				h.	m.	s.		°	'	"	
351	1791	Doradus, β	.4	5	3a	19.75	+0.506	15a	35	20.0	- 2.45
35a	1794	50 Orionis, ζ	a		33	11.51*	3.030	9a	1	37.2*	2.33
353	1802	Columbæ, α	a		34	13.15*	2.177	12a	9	28.4*	2.25
354	18a3	13 Leporis, γ	.4		38	12.61*	2.500	11a	30	2.8*	1.55
355	1830	29 Aurigæ, τ	5		38	46.97	4.153	50	5a	35.8	1.79
356	1837	13a Tauri, ζ	5		39	48.77*	3.683	65	29	17.9*	1.75
357	1840	14 Leporis, ζ	4†		40	9.70	2.720	104	5a	55.7	1.72
358	1843	53 Orionis, κ	3		40	38.64	2.846	99	43	38.6	1.66
359	1845	3a Aurigæ, ν	5		41	5.72	4.156	50	54	6.0	1.68
360	1849	31 Camelopardi, ϵ	5		41	3a.08*	5.365	30	9	13.1*	1.57
361	1854	30 Aurigæ, ϵ	5		4a	16.53	5.019	34	20	9.1	1.52
36a	1855	Pictoris, β	5		4a	19.03	1.667	136	39	17.7	1.47
363	1861	Pictoris, β	4†		43	43.8a	1.416	141	7	22.3	1.54
364	1863	136 Tauri, δ	4†		43	54.06*	3.771	6a	25	44.6*	1.35
365	1868	Doradus, δ	4†		44	30.50	0.077	155	47	35.3	1.07
366	1871	15 Leporis, δ	5		44	52.20	2.578	110	53	43.3	0.66
367	1876	54 Orionis, χ^1	5		45	30.03*	3.552	69	45	24.7*	1.17
368	1878	Columbæ, β	3		45	40.61*	2.109	125	49	43.0*	1.53
369	1883	58 Orionis, α	1		47	3.14*	3.249	8a	37	33.0*	1.13
370	1884	Pictoris, γ	4†		47	6.37	1.073	146	12	21.3	1.06
371	1885	33 Aurigæ, δ	3†		47	10.44*	4.937	35	44	3.4*	1.01
37a	1890	Pictoris, γ	5		47	29.53	1.338	14a	8	41.1	1.06
373	1891	Columbæ, λ	5		47	39.73	2.167	123	50	11.8	1.17
374	1895	34 Aurigæ, β	2		48	31.46*	4.404	45	4	27.7*	0.97
375	1897	35 Aurigæ, π	5		48	48.11*	4.452	44	4	59.6	0.96
376	1900	37 Aurigæ, θ	4		49	29.59*	4.092	5a	48	12.4*	0.81
377	1901	16 Leporis, η	4		49	34.47*	+2.735	104	11	56.3*	1.06
378	1905	Doradus, ϵ	5		50	2.41	-0.120	156	96	16.1	1.06
379	1922	Columbæ, γ	4		5a	13.03*	+2.127	125	18	10.8*	0.61
380	1928	61 Orionis, μ	5		54	7.97	3.302	80	21	28.0	0.50
381	1933	Puppis, δ	5		54	33.31	1.833	13a	49	32.2	0.50
38a	1934	64 Orionis, χ^2	5		54	34.74	3.559	70	18	46.1	0.43
383	1938	1 Geminorum, δ	5		55	0.14*	3.648	66	44	2.6*	0.33
384	1939	62 Orionis, χ^2	5		55	0.76*	3.565	69	51	48.1*	0.40
385	1943	37 Camelopardi, ϵ	5		56	44.97*	5.298	31	3	10.4*	0.29
386	1958	67 Orionis, ν	4†		59	0.49*	3.428	75	13	7.4*	0.06
387	1959	18 Leporis, θ	4†		59	22.12	2.718	104	55	34.4	- 0.05
388	1979	40 Camelopardi, δ	5	6	2	11.99*	5.393	29	58	3.4*	+ 0.22
389	1980	Camelopardi, δ	5		2	18.53*	6.623	20	38	13.2*	0.29
390	1982	Columbæ, θ	5		2	23.37	2.069	127	14	5.9	0.21
391	1990	70 Orionis, ϵ	5		3	24.69	3.415	75	45	44.8	0.34
392	1992	1 Lyncis, δ	5		4	4.90*	5.538	28	26	40.4*	0.37
393	1994	Monocerotis, δ	5		4	32.98	2.918	96	31	12.5	0.40
394	2001	44 Aurigæ, κ	4		5	49.14*	3.828	60	27	9.0*	0.80
395	2002	7 Geminorum, η	4		5	49.35*	3.624	67	27	18.2*	0.52
396	2007	2 Lynceis, δ	4†		6	23.21*	5.310	30	56	33.3*	0.56
397	2015	5 Monocerotis, δ	4†		7	32.45	2.928	96	14	0.9	0.79
398	2034	Columbæ, κ	4†		11	12.95	2.133	125	5	37.2*	1.01
399	2044	46 Aurigæ, δ	5		13	20.48*	4.629	40	38	33.2*	1.23
400	2047	13 Geminorum, μ	3	6	13	53.13*	+3.636	67	24	53.3*	+ 1.34

CATALOGUE OF 1500 STARS.

No.	Logarithms of				Logarithms of			
	a	b	c	d	a'	b'	c'	d'
351	+8.2416	+9.1576	+9.7086	-8.1899	-0.0339	+9.0291	-0.3830	+9.9968
352	7.8913	8.8212	0.4805	-6.4398	-9.6710	+7.6156	0.3693	9.9970
353	7.9563	8.9034	0.3363	-7.7056	-9.9624	+8.7995	0.3524	9.9973
354	7.8357	8.8563	0.4013	-7.4185	-9.8932	+8.5602	0.2796	9.9980
355	7.9000	8.9323	0.6184	+7.7001	+9.4648	-8.7659	0.2681	9.9981
356	7.8093	8.8632	0.5656	+7.4272	+8.2672	-8.5623	0.2465	9.9983
357	7.7755	8.8371	0.4340	-7.1852	-9.8295	+8.3464	0.2390	9.9984
358	7.7563	8.8287	0.4537	-6.9841	-9.7753	+8.1539	0.2283	9.9985
359	7.8499	8.9325	0.6184	+7.6497	+9.4649	-8.7157	0.2181	9.9985
360	8.0287	9.1215	0.7295	+7.9656	+9.8088	-8.8426	0.2080	9.9986
361	7.9606	9.0713	0.7009	+7.8774	+9.7623	-8.8048	0.1902	9.9987
362	7.8743	8.9860	0.2197	-7.7359	-0.0099	+8.7486	0.1891	9.9987
363	7.8770	9.0251	0.1512	-7.7683	-0.0207	+8.7421	0.1531	9.9989
364	7.7225	8.8752	0.5760	+7.3880	+8.8865	-8.5117	0.1485	9.9989
365	8.0407	9.2101	9.0145	-8.0007	-0.0366	+8.7896	0.1318	9.9990
366	7.6728	8.8525	0.4085	-7.2251	-9.8816	+8.3716	0.1216	9.9991
367	7.6524	8.8507	0.5518	+7.1915	-8.7917	-8.3399	0.1031	9.9991
368	7.7107	8.9142	0.3237	-7.4781	-9.9713	+8.5631	0.0979	9.9992
369	7.5793	8.8268	0.5110	+6.6877	-9.4803	-7.8601	0.0540	9.9993
370	7.8286	9.0780	0.0319	-7.7482	-0.0298	+8.6696	0.0522	9.9993
371	7.8050	9.0568	0.6925	+7.7145	+9.7459	-8.6570	0.0498	9.9993
372	7.7728	9.0353	0.1313	-7.6702	-0.0231	+8.6342	0.0390	9.9994
373	7.6353	8.9039	0.3376	-7.3811	-9.9621	+8.4766	0.0331	9.9994
374	7.6732	8.9733	0.6437	+7.5221	+9.5999	-8.5483	0.0016	9.9995
375	7.6703	8.9810	0.6483	+7.5266	+9.6187	-8.5451	9.9910	9.9995
376	7.5838	8.9222	0.6111	+7.3653	+9.4120	-8.4426	9.9634	9.9995
377	7.4951	8.8369	+0.4366	-6.8848	-9.8233	+8.0474	9.9599	9.9996
378	7.8689	9.2305	-8.8248	-7.8327	-0.0371	+8.6018	9.9402	9.9996
379	7.4429	8.9119	+0.3272	-7.2047	-9.9693	+8.2926	9.8329	9.9998
380	7.2383	8.8300	0.5182	+6.4623	-9.4156	-7.6322	9.7104	9.9999
381	7.3343	8.9584	0.2629	-7.1666	-9.9991	+8.2081	9.6780	9.9999
382	7.2243	8.8500	0.5501	+6.7518	-8.8561	-7.9017	9.6764	9.9999
383	7.1991	8.8607	0.5617	+6.7957	-7.5798	-7.9350	9.6406	9.9999
384	7.1889	8.8512	0.5515	+6.7258	-8.8007	-7.8745	9.6398	9.9999
385	7.2638	9.1114	0.7235	+7.1967	+9.8012	-8.0853	9.4547	0.0000
386	6.4745	8.8385	0.5345	+5.8812	-9.2162	-7.0427	8.9382	0.0000
387	+6.2787	8.8388	0.4336	-5.6896	-9.8305	+6.8508	-8.7421	0.0000
388	-7.1065	9.1254	0.7315	-7.0442	+9.8126	+7.9188	+9.2834	0.0000
389	7.2796	9.2768	0.8209	-7.2508	+9.8937	+7.9740	9.3050	0.0000
390	6.9411	8.9229	0.3127	+6.7229	-9.9780	-7.8000	9.3204	0.0000
391	7.0102	8.8374	0.5327	-6.4010	-9.2423	+7.5635	9.4749	0.0000
392	7.3960	9.1460	0.7434	-7.3401	+9.8276	+8.1941	9.5522	9.9999
393	7.1245	8.8266	0.4651	+6.1797	-9.7362	-7.3530	9.6000	9.9999
394	7.2892	8.8843	0.5830	-6.9822	+9.0626	+8.0978	9.7070	9.9999
395	7.2632	8.8583	0.5594	-6.8469	-8.2430	+7.9885	9.7070	9.9999
396	7.5579	9.1126	0.7243	-7.4912	+9.8022	+8.3784	9.7473	9.9998
397	7.3437	8.8263	0.4661	+6.3794	-9.7323	-7.5529	9.8194	9.9998
398	7.6005	8.9105	0.3289	+7.3601	-9.9682	-8.4491	9.9917	9.9995
399	7.7748	9.0094	0.6652	-7.6550	+9.6765	+8.6449	0.0670	9.9993
400	-7.6407	+8.8578	+0.5594	-7.2251	-8.2406	+8.3665	+0.0843	+9.9992

CATALOGUE OF 1500 STARS.

No.	B. A. C.	Constellation.	Mag.	Right Ascension, Jan. 1, 1850.		Annual Variation.	North Polar Dist., Jan. 1, 1850.			Annual Variation.	
				h.	m.		s.	°	'		"
401	2051	1 Canis Majoris, ζ	2½	6	14	33.41	+2.304	120	0	1.6	+ 1.30
402	2061	2 Canis Majoris, β	2½		16	5.79*	2.643	107	53	8.0*	1.41
403	2066	3 Canis Majoris,	4		16	38.09	2.197	123	21	50.1*	1.54
404	2090	18 Geminorum, ν	4		20	3.35*	3.566	69	41	53.3*	1.76
405	2095	Camelopardi,	5½		20	35.15	10.447	10	17	18.9	2.41
406	2096	Argûs, α	1		20	37.46	1.330	142	36	56.4	1.80
407	2109	Canis Majoris,	4½		22	36.75	2.224	122	29	18.4	1.90
408	2126	13 Monocerotis,	5		24	47.56	3.247	82	33	41.6	2.19
409	2132	4 Canis Majoris, ξ ¹	5		25	36.53	2.501	113	18	48.6	2.23
410	2137	Puppis, Z	5		26	6.46	1.432	140	8	13.9	2.50
411	2157	51 Cephei,	5		28	32.88*	30.723	2	44	38.8*	2.58
412	2158	Canis Majoris,	5		28	33.65	2.093	126	7	23.3	2.41
413	2159	50 Aurigæ,	5		28	36.89	4.294	47	23	5.6	2.55
414	2160	5 Canis Majoris, ξ ²	5		28	46.49	2.522	112	50	55.7	2.45
415	2163	24 Geminorum, γ	2½		29	2.73*	3.469	73	28	39.4*	2.56
416	2171	7 Canis Majoris, ν ³	5		30	8.51	2.617	109	7	52.0	2.66
417	2176	Carinæ,	5		31	40.11	1.314	142	51	17.1	2.78
418	2182	55 Aurigæ,	5		32	9.67*	4.377	45	20	15.6*	2.84
419	2188	Argûs, ν	3		33	10.35	1.834	133	3	59.5	2.83
420	2193	Puppis, V	5		34	38.54	1.616	138	5	19.3	3.09
421	2194	27 Geminorum, e	3		34	42.13*	3.700	64	43	32.7*	3.05
422	2198	42 Camelopardi,	5		35	16.87	6.302	22	16	19.1*	3.07
423	2206	31 Geminorum, ξ	4		36	52.23*	3.374	76	56	52.0*	3.38
424	2209	43 Camelopardi,	5		37	30.19*	6.527	20	56	48.1*	3.27
425	2210	Camelopardi,	5		38	6.23	8.868	12	50	39.7	3.35
426	2213	9 Canis Majoris, α	1		38	32.39*	2.646	106	30	50.6*	4.50
427	2216	17 Monocerotis,	5		39	11.22	3.270	81	48	18.7	3.41
428	2222	18 Monocerotis,	5		40	2.48	3.137	87	25	40.3	3.52
429	2223	58 Aurigæ,	5		40	9.28*	4.249	48	2	53.5*	3.61
430	2231	Puppis, x	5		42	13.24	2.049	127	45	57.2	3.57
431	2237	34 Geminorum, θ	5		42	53.88*	3.963	55	51	49.2*	3.78
432	2246	13 Canis Majoris, κ	4		44	14.33*	2.242	122	20	22.0*	3.86
433	2248	15 Lyncis,	5		44	16.56*	5.227	31	23	17.9*	4.03
434	2252	Canis Majoris,	5		45	25.24	2.187	124	11	44.6	4.08
435	2256	Argûs, τ	4		46	12.94	1.490	140	26	17.5	4.13
436	2259	Carinæ, B	5		46	35.07	1.279	143	26	54.4	4.13
437	2260	Pictoris, a	4		46	39.00	0.611	151	46	53.6	3.79
438	2264	14 Canis Majoris, θ ¹	5		47	13.41	2.791	101	51	17.7	4.14
439	2267	16 Canis Majoris, θ ²	4		47	54.73	2.492	114	0	0.1	4.15
440	2274	20 Canis Majoris, ι	4½		49	26.89	2.676	106	51	48.9	4.28
441	2293	21 Canis Majoris, e	2½		52	43.89*	2.360	118	46	17.4*	4.56
442	2295	Puppis, ℓ	5		52	55.64	2.195	123	54	40.5	4.58
443	2305	43 Geminorum, ζ	4		55	12.58*	3.567	69	12	52.5*	4.80
444	2309	22 Canis Majoris,	3½		55	44.79	2.391	117	43	23.7*	4.84
445	2318	24 Canis Majoris, o ³	4		56	45.80	2.507	113	37	1.4	4.91
446	2319	23 Canis Majoris, γ	4		56	58.36	2.718	105	24	56.7	4.96
447	2326	Camelopardi,	4½		59	11.96*	13.146	7	19	2.0*	5.14
448	2327	Puppis, C	5		59	17.78	1.911	132	7	8.6	5.11
449	2338	63 Aurigæ,	5	7	1	19.84*	4.145	50	26	25.9*	5.30
450	2340	46 Geminorum, τ	5	7	1	35.20*	+3.831	59	30	52.1*	+ 5.39

CATALOGUE OF 1500 STARS.

No.	Logarithms of				Logarithms of			
	a	b	c	d	a'	b'	c'	d'
401	-7.6890	+8.8855	+0.3618	+7.3880	-9.9419	-8.5016	+0.1048	+9.9991
402	7.6916	8.8444	0.4216	+7.1789	-9.8570	-8.3335	0.1484	9.9989
403	7.7626	8.9010	0.3410	+7.5029	-9.9595	-8.6008	0.1627	9.9989
404	7.7933	8.8501	0.5519	-7.3336	-8.7882	+8.4818	0.2437	9.9983
405	8.5248	9.5703	1.0173	-8.5178	+9.9555	+8.9458	0.2550	9.9983
406	7.9942	9.0389	0.1232	+7.8943	-0.0232	-8.8537	0.2558	9.9982
407	7.8913	8.8957	0.3470	+7.6214	-9.9545	-8.7235	0.2957	9.9979
408	7.8609	8.8250	0.5111	-6.9730	-9.4794	+8.1454	0.3355	9.9975
409	7.9082	8.8582	0.3976	+7.5056	-9.8986	-8.6447	0.3495	9.9973
410	8.0727	9.0143	0.1702	+7.9579	-0.0173	-8.9408	0.3579	9.9972
411	9.2387	0.1404	1.4879	-9.2382	+9.9869	+9.0944	0.3971	9.9966
412	8.0111	8.9133	0.3227	+7.7816	-9.9710	-8.8650	0.3967	9.9966
413	8.0524	8.9537	0.6326	-7.8830	+9.5470	+8.9259	0.3975	9.9966
414	7.9571	8.8560	0.4000	+7.5463	-9.8949	-8.6869	0.3999	9.9966
415	7.9440	8.8387	0.5396	-7.3979	-9.1268	+8.5557	0.4040	9.9965
416	7.9663	8.8448	0.4168	+7.4818	-9.8662	-8.6333	0.4200	9.9962
417	8.1821	9.0388	0.1214	+8.0836	-0.0218	-9.0406	0.4413	9.9958
418	8.1176	8.9676	0.6414	-7.9645	+9.5881	+8.9926	0.4479	9.9957
419	8.1193	8.9557	0.2634	+7.9536	-9.9968	-8.9934	0.4613	9.9954
420	8.1769	8.9942	0.2036	+8.0486	-0.0110	-9.0495	0.4800	9.9950
421	8.0461	8.8626	0.5676	-7.6765	+8.4728	+8.8089	0.4807	9.9950
422	8.4309	9.2401	0.7991	-8.3972	+9.8751	+9.1520	0.4879	9.9948
423	8.0399	8.8296	0.5285	-7.3938	-9.3008	+8.5585	0.5069	9.9944
424	8.4826	9.2648	0.8140	-8.4529	+9.8844	+9.1822	0.5142	9.9942
425	8.6957	9.4709	0.9471	-8.6847	+9.9370	+9.2078	0.5210	9.9940
426	8.0659	8.8360	0.4281	+7.5196	-9.8429	-8.6774	0.5259	9.9938
427	8.0592	8.8220	0.5133	-7.2131	-9.4609	+8.3848	0.5331	9.9936
428	8.0645	8.8177	0.4955	-6.7165	-9.5903	+7.8922	0.5423	9.9933
429	8.1938	8.9458	0.6288	-8.0189	+9.5258	+9.0664	0.5435	9.9933
430	8.1889	8.9186	0.3122	+7.9760	-9.9755	-9.0500	0.5651	9.9928
431	8.1757	8.8984	0.5978	-7.9248	+9.2838	+9.0188	0.5719	9.9924
432	8.1800	8.8890	0.3502	+7.9083	-9.9502	-9.0112	0.5852	9.9919
433	8.3905	9.0991	0.7178	-8.3217	+9.7866	+9.2145	0.5855	9.9919
434	8.2006	8.8978	0.3384	+7.9503	-9.9590	-9.0440	0.5965	9.9914
435	8.3215	9.0109	0.1717	+8.2085	-0.0136	-9.1887	0.6039	9.9911
436	8.3541	9.0400	0.1154	+8.2589	-0.0192	-9.2100	0.6073	9.9910
437	8.4549	9.1401	9.7997	+8.3999	-0.0287	-9.2507	0.6079	9.9909
438	8.1442	8.8240	0.4465	+7.4569	-9.7964	-8.6236	0.6131	9.9907
439	8.1803	8.8536	0.3959	+7.7896	-9.9000	-8.9264	0.6193	9.9904
440	8.1736	8.8328	0.4273	+7.6361	-9.8443	-8.7931	0.6328	9.9898
441	8.2392	8.8695	0.3721	+7.9216	-9.9289	-9.0405	0.6603	9.9884
442	8.2645	8.8932	0.3416	+8.0111	-9.9558	-9.1062	0.6619	9.9883
443	8.2308	8.8404	0.5519	-7.7808	-8.7860	+8.9277	0.6799	9.9873
444	8.2586	8.8639	0.3781	+7.9263	-9.9220	-9.0494	0.6840	9.9870
445	8.2513	8.8485	0.3986	+7.8541	-9.8954	-8.9922	0.6917	9.9865
446	8.2308	8.8263	0.4335	+7.6554	-9.8300	-8.8156	0.6932	9.9864
447	9.1262	9.7042	1.1185	-9.1227	+9.9560	+9.4038	0.7096	9.9853
448	8.3616	8.9390	0.9792	+8.1882	-9.9869	-9.2345	0.7102	9.9853
449	8.3592	8.9211	0.6166	-8.1632	+9.4465	+9.2264	0.7245	9.9843
450	-8.3126	+8.8726	+0.5831	-8.0179	+9.0611	+9.1294	+0.7263	+9.9841

CATALOGUE OF 1500 STARS.

No.	B. A. C.	Constellation.	Mag.	Right Ascension, Jan. 1, 1850.		Annual Variation.	North Polar Dist., Jan. 1, 1850.			Annual Variation.	
				<i>h.</i>	<i>m.</i>		<i>s.</i>	<i>°</i>	<i>'</i>		<i>"</i>
451	2345	25 Canis Majoris, δ	3½	7	2	17.61*	+2.441	116	9	31.1*	+ 5.36
452	2349	18 Lyncis,	5		2	47.52*	5.277	30	6	10.4*	5.76
453	2355	Puppis, A	5		3	48.85	2.007	129	25	3.7	5.56
454	2358	22 Monocerotis,	4½		4	12.27	3.069	90	14	56.7	5.56
455	2362	51 Geminorum,	5		4	45.34*	3.454	73	35	28.9*	5.58
456	2379	Lyncis,	5		7	6.75	4.581	40	16	30.5	5.79
457	2380	Puppis, E	5		7	17.85	1.986	130	14	50.4	5.81
458	2381	64 Aurigæ,	5		7	35.89*	4.191	48	51	21.5*	5.82
459	2388	27 Canis Majoris,	4½		8	8.47	2.446	116	5	49.5	5.85
460	2389	Puppis, I	5		8	16.64	1.676	136	30	46.0	6.20
461	2392	Puppis, L ¹	5		8	44.30	1.808	134	55	32.0	6.17
462	2398	54 Geminorum, λ	4½		9	28.22*	+3.458	73	11	37.7*	5.99
463	2400	Volantis, γ	5		10	0.28	-0.472	160	15	17.0	5.86
464	2407	19 Lyncis,	5		10	36.41	+4.926	34	26	33.8	6.13
465	2410	55 Geminorum, δ	3		11	9.67*	3.597	67	44	47.5*	6.14
466	2414	Argûs, π	3		11	51.05	2.141	126	49	51.4	6.17
467	2416	65 Aurigæ,	5		12	0.87	4.028	52	57	44.4	6.20
468	2418	30 Canis Majoris,	5		12	29.41	2.491	114	41	4.5	6.24
469	2427	Puppis, F	5		13	26.54	2.045	128	56	19.9	6.31
470	2429	66 Aurigæ,	5		13	44.69	4.175	49	2	39.6	6.35
471	2439	Camelopardi,	5		15	12.91	6.318	21	14	12.1*	6.53
472	2442	60 Geminorum, ι	4		16	24.36*	+3.742	61	54	32.3*	6.65
473	2447	Volantis, δ	5		16	53.34	-0.012	157	40	57.3	6.60
474	2458	31 Canis Majoris, η	2		18	9.72*	+2.372	119	0	51.2*	6.72
475	2462	3 Canis Minoris, β	3		19	0.92	3.261	81	24	45.3	6.83
476	2464	62 Geminorum, ρ	5		19	27.39*	3.871	57	55	21.1*	6.61
477	2478	Puppis,	5		23	17.73	2.317	121	9	1.0	7.18
478	2482	Argûs, σ	4		24	28.71	1.921	133	0	2.2	7.11
479	2484	Puppis,	5		24	52.56	2.321	120	39	4.6	7.38
480	2485	66 Geminorum, a^2	1½		25	1.33*	3.848	57	47	17.0*	7.34
481	2486	68 Geminorum,	5		25	2.64*	3.433	73	51	19.0*	7.23
482	2493	69 Geminorum, v	5		26	40.43*	3.714	62	46	33.1*	7.49
483	2497	Puppis, n^1	4½		27	58.35	2.540	113	9	3.9	7.61
484	2500	Puppis, g	5		28	18.20	2.475	115	47	33.7	7.72
485	2522	10 Canis Minoris, a	1		31	26.78*	3.145	84	23	39.7*	8.77
486	2530	Puppis, k^1	4½		32	40.95	2.460	116	27	48.3	7.85
487	2531	Puppis, k^2	5		32	41.31	2.459	116	27	52.8	7.77
488	2540	75 Geminorum, σ	5		33	55.80	3.764	60	45	30.8	8.23
489	2542	26 Monocerotis, γ	4½		34	4.89	2.868	99	12	17.5	8.02
490	2551	77 Geminorum, κ	4		35	23.15*	3.634	65	14	49.5*	8.16
491	2555	78 Geminorum, β	2		36	7.80*	3.682	61	36	59.0*	8.23
492	2562	3 Puppis,	5		37	47.27*	2.409	118	35	55.2*	8.27
493	2570	Puppis, W	4½		38	35.45	2.039	130	34	13.5	8.68
494	2580	Puppis, c	5		39	54.63	2.132	127	36	23.7	8.40
495	2590	Camelopardi,	5½		40	56.71	9.819	10	7	24.3	8.65
496	2594	Puppis, o	5		41	51.22	2.502	115	34	5.7	8.69
497	2602	Argûs, ξ	3½		42	59.28*	+2.527	114	29	12.5*	8.70
498	2607	Volantis, ζ	5		43	38.25	-0.669	162	15	8.4	9.71
499	2617	83 Geminorum, ϕ	5		44	18.61*	+3.688	62	51	3.6*	8.85
500	2620	Puppis, P	4½	7	44	40.19	+1.826	135	59	53.8	+ 8.90

CATALOGUE OF 1500 STARS.

No.	Logarithms of				Logarithms of			
	a	b	c	d	a'	b'	c'	d'
i1	-8.2998	+8.8546	+0.3870	+7.9440	-9.9107	-9.0732	+0.7311	+9.9838
i2	8.5558	9.1071	0.7235	-8.4929	+9.7890	+9.3693	0.7345	9.9835
i3	8.3751	8.9189	0.3041	+8.1779	-9.9758	-9.2419	0.7413	9.9829
i4	8.2656	8.8066	0.4864	+5.9040	-9.6417	-7.0801	0.7439	9.9827
i5	8.2873	8.8244	0.5377	-7.7383	-9.1614	+8.8963	0.7475	9.9824
i6	8.4738	8.9945	0.6610	-8.3563	+9.6532	+9.3429	0.7626	9.9811
i7	8.4028	8.9222	0.2983	+8.2131	-9.9775	-9.2719	0.7638	9.9810
i8	8.4105	8.9279	0.6220	-8.2287	+9.4812	+9.2816	0.7657	9.9808
i9	8.3374	8.8511	0.3882	+7.9808	-9.9087	-9.1102	0.7690	9.9805
io	8.4539	8.9666	0.2363	+8.3145	-9.9966	-9.3283	0.7699	9.9804
i1	8.4444	8.9540	0.2545	+8.2933	-9.9921	-9.3194	0.7727	9.9802
i2	8.3178	8.8226	+0.5386	-7.7790	-9.1443	+8.9361	0.7772	9.9797
i3	8.7734	9.2746	-9.6829	+8.7471	-0.0188	-9.4519	0.7804	9.9794
i4	8.5532	9.0505	+0.6927	-8.4695	+9.7328	+9.3981	0.7840	9.9791
i5	8.3426	8.8363	0.5553	-7.9209	-8.6128	+9.0634	0.7873	9.9787
i6	8.4097	8.8989	0.3260	+8.1875	-9.9626	-9.2669	0.7913	9.9783
i7	8.4119	8.9000	0.6053	-8.1917	+9.3551	+9.2699	0.7923	9.9782
i8	8.3584	8.8434	0.3956	+7.9792	-9.8983	-9.1136	0.7951	9.9779
i9	8.4313	8.9103	0.3108	+8.2296	-9.9704	-9.2966	0.8005	9.9773
io	8.4459	8.9230	0.6203	-8.2624	+9.4685	+9.3166	0.8023	9.9771
i1	8.7732	9.2411	0.8012	-8.7427	+9.8604	+9.4778	0.8105	9.9762
i2	8.3932	8.8537	+0.5734	-8.0661	+8.7938	+9.1878	0.8171	9.9754
i3	8.7619	9.2195	-7.6812	+8.7281	-0.0163	-9.4837	0.8197	9.9751
i4	8.4065	8.8564	+0.3751	+8.0923	-9.9225	-9.2101	0.8266	9.9742
i5	8.3577	8.8025	0.5133	-7.5318	-9.4603	+8.7030	0.8311	9.9737
i6	8.4271	8.8692	0.5864	-8.1522	+9.1199	+9.2564	0.8334	9.9734
i7	8.4424	8.8622	0.3646	+8.1561	-9.9319	-9.2646	0.8531	9.9707
i8	8.5165	8.9296	0.2805	+8.3503	-9.9794	-9.3905	0.8589	9.9698
i9	8.4479	8.8588	0.3677	+8.1553	-9.9287	-9.2660	0.8609	9.9695
io	8.4558	8.8659	0.5861	-8.1826	+9.1126	+9.2861	0.8616	9.9694
i1	8.4009	8.8108	0.5355	-7.8450	-9.1976	+9.0036	0.8617	9.9694
i2	8.4422	8.8431	0.5694	-8.1026	+8.5944	+9.2277	0.8695	9.9682
i3	8.4338	8.8276	0.4049	+8.0284	-9.8829	-9.1680	0.8757	9.9672
i4	8.4445	8.8364	0.3930	+8.0831	-9.8998	-9.2136	0.8772	9.9669
i5	8.4154	8.7905	0.5040	-7.4052	-9.5339	+8.5792	0.8916	9.9645
i6	8.4669	8.8355	0.3907	+8.1159	-9.9021	-9.2439	0.8971	9.9635
i7	8.4669	8.8355	0.3907	+8.1159	-9.9021	-9.2439	0.8972	9.9635
i8	8.4835	8.8456	0.5749	-8.1724	+8.8407	+9.2893	0.9026	9.9625
i9	8.4306	8.7919	0.4582	+7.6346	-9.7597	-8.8051	0.9033	9.9623
io	8.4725	8.8270	0.5604	-8.0944	-8.0453	+9.2286	0.9089	9.9613
i1	8.4894	8.8402	0.5718	-8.1665	+8.7193	+9.2869	0.9121	9.9606
i2	8.4973	8.8396	0.3815	+8.1773	-9.9121	-9.2969	0.9191	9.9592
i3	8.5635	8.9018	0.3075	+8.3767	-9.9641	-9.4334	0.9224	9.9585
i4	8.5506	8.8824	0.3298	+8.3361	-9.9528	-9.4111	0.9278	9.9574
i5	9.2087	9.5354	0.9932	-9.2019	+9.9107	+9.6230	0.9320	9.9564
i6	8.5021	8.8243	0.3967	+8.1371	-9.8928	-9.2685	0.9356	9.9556
i7	8.5027	8.8194	+0.4018	+8.1202	-9.8855	-9.2554	0.9401	9.9546
i8	8.9803	9.2939	-9.8368	+8.9591	-9.9952	-9.6193	0.9427	9.9540
i9	8.5177	8.8280	+0.5666	-8.1769	+8.3766	+9.3023	0.9453	9.9534
io	-8.6266	+8.9352	+0.2620	+8.4835	-9.9764	-9.5014	+0.9467	+9.9530

CATALOGUE OF 1500 STARS.

No.	R. A. C.	Constellation.	Mag.	Right Ascension, Jan. 1, 1850.		Annual Variation.	North Polar Dist., Jan. 1, 1850.			Annual Variation.
				A.	M.		°	'	"	
501	2622	9 Puppis,	5	7	44 49.57	+2.780	103	30	10.8	+ 9.19
502	2629	Puppis,	5		46 40.65	2.263	124	19	58.0	8.91
503	2634	Puppis, α	5		47 3.67	2.063	130	11	32.2	9.12
504	2635	Puppis, δ	5		47 20.41	2.132	128	28	38.4	9.12
505	2642	Velorum,	5		48 49.76	1.678	139	13	31.2	9.35
506	2644	Puppis, R	4		48 53.31	1.737	137	42	45.1	8.86
507	2665	Argus, χ	4		52 57.65	1.518	142	34	54.4	9.30
508	2666	Puppis,	5		53 8.56	2.688	107	59	25.7	9.52
509	2670	Velorum,	5		53 56.71	1.755	138	50	20.2	9.48
510	2673	Canis Minoris,	5		54 27.69	3.129	87	15	25.9	9.49
511	2697	27 Lyncis,	5		57 9.06*	4.556	38	4	0.2*	9.82
512	2707	55 Camelopardi,	5		57 49.11*	6.096	21	5	31.0*	9.86
513	2710	Argus, ζ	2½		58 18.98	2.114	129	35	0.9	9.96
514	2714	10 Cancri, μ^2	5		58 55.89	3.545	67	59	7.9	9.97
515	2728	Argus, ρ	3½	8	1 9.42*	2.558	113	52	30.3*	10.04
516	2730	14 Cancri, ψ^2	4		1 24.66	3.630	64	2	28.9	10.47
517	2736	16 Puppis,	5		2 19.91	2.682	108	48	30.7	10.17
518	2754	Velorum,	5		4 52.10	1.849	136	54	17.1	10.39
519	2755	Argus, γ	2		4 54.50	1.840	136	53	47.9	10.46
520	2769	20 Puppis,	5		6 26.41	2.761	105	20	24.2	10.54
521	2773	Volantis, ϵ	5		7 25.99	0.251	158	10	37.9	10.62
522	2774	Puppis, r	5		7 50.06	2.268	125	26	53.5*	10.71
523	2776	30 Lyncis,	5		8 17.15*	4.907	31	47	42.5*	10.63
524	2778	17 Cancri, β	4		8 22.72	3.263	80	21	22.2	10.72
525	2792	Lyncis,	5		12 25.34*	4.592	36	18	8.6*	10.99
526	2793	31 Lyncis,	5		12 32.94*	4.141	46	20	8.2*	11.06
527	2795	Puppis, q	5		12 56.69	2.244	126	11	51.1*	10.99
528	2802	Puppis, w	5		15 29.23	2.377	122	34	50.1	11.26
529	2819	1 Ursæ Majoris,	4		17 45.46*	5.066	28	47	10.8*	11.46
530	2823	Velorum, B	5		17 55.20	1.838	138	0	40.5	11.30
531	2832	Argus, ϵ	2		19 25.89	1.241	149	1	40.3	11.35
532	2842	2 Ursæ Majoris, A	5		21 6.20	+5.476	24	20	59.0	11.66
533	2849	Chamaeleontis, α	4½		22 18.70	-1.426	166	26	38.7	11.59
534	2856	Volantis, η	5		23 22.60	-0.480	162	54	53.2	11.80
535	2863	Volantis, β	5		24 5.41	+0.662	155	38	13.6	12.00
536	2870	Chamaeleontis, θ	5		25 2.81	-1.662	166	59	53.1	11.81
537	2884	4 Ursæ Majoris, π	5		27 2.92*	+5.358	25	9	15.6*	11.99
538	2901	4 Hydræ, δ	4		29 42.64*	3.184	83	46	36.1*	12.17
539	2911	5 Hydræ, σ	5		30 55.07	3.147	86	8	6.9	12.29
540	2926	Velorum, e	5		32 22.28	2.107	132	27	57.7	12.35
541	2935	Mali, δ	5		34 14.13*	2.363	124	46	50.2*	12.60
542	2937	43 Cancri, γ	4½		34 35.91*	3.488	67	59	44.7*	12.50
543	2945	7 Hydræ, η	5		35 23.02	3.143	86	3	58.1	12.59
544	2947	Velorum, δ	5		35 39.07	1.989	136	7	3.3	12.67
545	2950	Argus, \circ	4		35 59.80	1.717	142	23	29.8	12.69
546	2953	47 Cancri, δ	4½		36 9.26*	3.425	71	17	53.0*	12.87
547	2962	Carinae, d	5		37 18.24	1.344	149	13	35.1	12.55
548	2964	Mali, α	4½		37 34.13*	2.410	122	38	55.4*	12.64
549	2965	48 Cancri, ι	5		37 36.76	3.654	60	41	44.0	12.80
550	2971	11 Hydræ, e	4	8	38 49.78*	+3.189	83	2	3.5*	+12.84

CATALOGUE OF 1500 STARS.

No.	Logarithms of				Logarithms of			
	a	b	c	d	a'	b'	c'	d'
501	-8.4811	+8.7890	+0.4444	+7.8494	-9.8004	-9.0133	+0.9473	+9.9529
502	8.5591	8.8582	0.3531	+8.3104	-9.9357	-9.4034	0.9543	9.9512
503	8.5944	8.8917	0.3143	+8.4042	-9.9579	-9.4633	0.9558	9.9508
504	8.5848	8.8807	0.3268	+8.3787	-9.9518	-9.4485	0.9568	9.9505
505	8.6691	8.9580	0.2284	+8.5483	-9.9809	-9.5394	0.9623	9.9491
506	8.6563	8.9450	0.2464	+8.5254	-9.9776	-9.5294	0.9626	9.9490
507	8.7153	8.9852	0.1850	+8.6152	-9.9838	-9.5750	0.9772	9.9450
508	8.5213	8.7905	0.4295	+8.0111	-9.8355	-9.1654	0.9779	9.9448
509	8.6840	8.9495	0.2371	+8.5608	-9.9765	-9.5552	0.9807	9.9440
510	8.5047	8.7678	0.4951	-7.1846	-9.5927	+8.3602	0.9825	9.9434
511	8.7234	8.9745	0.6589	-8.6195	+9.6223	+9.5856	0.9917	9.9406
512	8.9595	9.2077	0.7846	-8.9294	+9.8170	+9.6616	0.9939	9.9399
513	8.6304	8.8764	0.3241	+8.4347	-9.9487	-9.4977	0.9956	9.9394
514	8.5522	8.7955	0.5490	-8.1261	-8.8854	+9.2693	0.9977	9.9387
515	8.5655	8.7990	0.4082	+8.1727	-9.8729	-9.3099	1.0050	9.9383
516	8.5737	8.8061	0.5602	-8.2149	-8.0969	+9.3448	1.0058	9.9360
517	8.5543	8.7827	0.4279	+8.0627	-9.8378	-9.2150	1.0088	9.9350
518	8.7039	8.9214	0.2668	+8.5674	-9.9643	-9.5780	1.0168	9.9321
519	8.7040	8.9213	0.2669	+8.5674	-9.9642	-9.5781	1.0169	9.9320
520	8.5591	8.7699	0.4406	+7.9816	-9.8088	-9.1419	1.0217	9.9303
521	8.9762	9.1828	9.3705	+8.9439	-9.9776	-9.6902	1.0247	9.9291
522	8.6367	8.8416	0.3547	+8.4001	-9.9272	-9.4871	1.0259	9.9286
523	8.8273	9.0303	0.6900	-8.7567	+9.6916	+9.6545	1.0273	9.9281
524	8.5555	8.7581	0.5136	-7.7795	-9.4562	+8.9494	1.0276	9.9280
525	8.7889	8.9746	0.6623	-8.6952	+9.6214	+9.6436	1.0396	9.9231
526	8.7023	8.8875	0.6169	-8.5414	+9.4219	+9.5768	1.0399	9.9229
527	8.6559	8.8395	0.3526	+8.4272	-9.9265	-9.5101	1.0411	9.9224
528	8.6444	8.8175	0.3731	+8.3756	-9.9100	-9.4773	1.0483	9.9192
529	8.8938	9.0576	0.7057	-8.8365	+9.7108	+9.6952	1.0547	9.9163
530	8.7514	8.9148	0.2663	+8.6226	-9.9557	-9.6241	1.0551	9.9161
531	8.8695	9.0265	0.0944	+8.8027	-9.9670	-9.6902	1.0593	9.9141
532	8.9703	9.1206	+0.7390	-8.9298	+9.7520	+9.7211	1.0638	9.9119
533	9.2188	9.3642	-0.1582	+9.2065	-9.9506	-9.7525	1.0670	9.9103
534	9.1235	9.2647	-9.6588	+9.1039	-9.9554	-9.7480	1.0698	9.9088
535	8.9779	9.1163	+9.8342	+8.9374	-9.9618	-9.7290	1.0717	9.9078
536	9.2437	9.3783	-0.2037	+9.2324	-9.9461	-9.7607	1.0742	9.9065
537	8.9725	9.0992	+0.7285	-8.9293	+9.7330	+9.7338	1.0793	9.9037
538	8.6102	8.7264	0.5033	-7.6453	-9.5382	+8.8188	1.0860	9.8999
539	8.6116	8.7230	0.4972	-7.4403	-9.5794	+8.6154	1.0889	9.8981
540	8.7463	8.8520	0.3238	+8.5757	-9.9302	-9.6196	1.0925	9.8960
541	8.7041	8.8026	0.3701	+8.4603	-9.9045	-9.5509	1.0969	9.8932
542	8.6523	8.7494	0.5432	-8.2260	-9.0402	+9.3692	1.0978	9.8926
543	8.6224	8.7164	0.4972	-7.4587	-9.5792	+8.8338	1.0996	9.8915
544	8.7811	8.8741	0.2986	+8.6389	-9.9353	-9.6558	1.1003	9.8910
545	8.8373	8.9289	0.2360	+8.7361	-9.9447	-9.6977	1.1011	9.8905
546	8.6467	8.7377	0.5343	-8.1527	-9.2093	+9.3053	1.1015	9.8903
547	8.9169	9.0034	0.1251	+8.8509	-9.9477	-9.7360	1.1041	9.8885
548	8.7011	8.7867	0.3818	+8.4331	-9.8934	-9.5345	1.1047	9.8881
549	8.8860	8.7714	0.5624	-8.3757	-6.3010	+9.4923	1.1048	9.8880
550	-8.6325	+8.7132	+0.5047	-7.7163	-9.5283	+8.8892	+1.1076	+9.8861

CATALOGUE OF 1500 STARS.

No.	B. A. C.	Constellation.	Mag.	Right Ascension, Jan. 1, 1850.			Annual Variation.	North Polar Dist., Jan. 1, 1850.			Annual Variation.	
				h.	m.	s.		°	'	"		
551	2978	13 Hydræ,	ρ	5	8	40	29.11	+3.186	83	36	39.5	+12.95
552	2979	Argûs,	δ	3	40	33.66	1.652	144	9	38.6	13.06	
553	2981	Velorum,	a	5	40	56.75	2.034	135	29	43.6	12.99	
554	2998	Carinæ,	f	5	42	49.93	+1.562	146	13	9.1	12.83	
555	3023	Chamaeleontis,	η	5	46	17.84	-1.816	168	24	53.5	12.82	
556	3032	16 Hydræ,	ζ	4	47	27.90	+3.184	83	29	11.2	13.38	
557	3048	9 Ursæ Majoris,	ϵ	3½	48	54.53*	4.125	41	22	24.4*	13.76	
558	3049	8 Ursæ Majoris,	ρ	5	48	56.30	5.553	21	47	29.9	13.49	
559	3055	65 Cancrî,	α	4	50	16.71*	3.293	77	33	53.8*	13.60	
560	3059	Lyncis,		4	50	53.07*	3.931	47	37	37.7*	13.89	
561	3073	Carinæ,	δ^1	4	53	18.01	1.458	148	39	4.8	13.63	
562	3075	12 Ursæ Majoris,	κ	4	53	21.54*	4.140	42	15	15.6*	13.88	
563	3087	11 Ursæ Majoris,	σ^1	5	55	9.18*	5.399	22	31	48.0*	13.92	
564	3089	Carinæ,	δ^2	4	55	43.11	1.461	148	30	37.5	13.40	
565	3097	Lyncis,		5	56	58.42*	3.855	50	57	7.0*	14.05	
566	3099	13 Ursæ Majoris,	σ^2	5	57	7.36*	5.407	22	15	44.0*	14.11	
567	3106	15 Ursæ Majoris,	f	5	58	15.49	4.287	37	47	37.9	14.12	
568	3108	14 Ursæ Majoris,	τ	5	58	29.38	5.044	25	52	52.7	14.18	
569	3110	Velorum,	ϵ	5	58	59.47	2.084	136	30	11.6	14.20	
570	3111	76 Cancrî,	κ	5	59	37.12*	3.262	78	43	52.8*	14.13	
571	3114	Volantis,	α	4½	9	0	4.02	0.962	155	47	54.3	14.31
572	3125	16 Ursæ Majoris,	c	5	2	26.16*	4.844	27	57	51.0*	14.39	
573	3126	Argûs,	λ	3	2	29.05	2.202	132	49	45.7	14.41	
574	3136	Carinæ,	G	5	4	43.28	0.200	162	0	6.6	14.99	
575	3140	18 Ursæ Majoris,	e	5	5	21.45*	4.382	35	21	46.7*	14.49	
576	3146	22 Hydræ,	θ	4½	6	33.53	3.131	87	3	19.9	14.90	
577	3149	Carinæ,	α	5	7	1.17	1.562	148	21	19.5	14.97	
578	3152	Carinæ,	i	5	7	52.21	1.354	151	42	9.9	14.63	
579	3162	38 Lyncis,		4	9	29.81	3.763	52	33	55.6	14.80	
580	3163	Velorum,	l	5	9	42.55	2.371	127	56	44.4	14.57	
581	3177	Argûs,	β	1	11	32.18	0.690	159	6	0.6	14.79	
582	3178	40 Lyncis,	a	4	11	54.29	3.682	54	58	37.2	14.92	
583	3186	Argûs,	ϵ	2	13	4.63	1.602	148	38	49.6	14.90	
584	3187	Velorum,	K	5	13	6.71	2.006	140	25	23.2	15.03	
585	3195	Mali,	h	5	14	51.55	2.663	115	19	45.6*	14.96	
586	3199	Draconis,		5	15	15.42*	9.258	8	1	6.5*	15.13	
587	3204	1 Leonis,	κ	5	15	54.60	3.514	63	10	28.2	15.16	
588	3213	Argûs,	κ	3	17	28.39	1.851	144	22	20.2	15.29	
589	3221	23 Ursæ Majoris,	h	4	19	38.53*	4.833	26	17	12.0*	15.30	
590	3223	30 Hydræ,	α	2	20	12.94*	2.951	98	0	40.2*	15.35	
591	3226	Hydræ,		5	20	20.77	2.989	95	25	7.7	15.38	
592	3232	24 Ursæ Majoris,	d	5	21	7.77*	5.482	19	30	54.9*	15.41	
593	3242	25 Ursæ Majoris,	θ	3	22	47.56*	4.049	37	38	33.1*	16.12	
594	3246	4 Leonis,	λ	4½	23	9.26*	3.441	66	22	24.9*	15.58	
595	3249	Carinæ,	n	5	23	29.12	1.318	154	16	51.9	15.58	
596	3250	5 Leonis,	ξ	5	23	51.37*	3.245	78	2	19.3*	15.64	
597	3257	Argûs,	ψ	4	24	48.15	2.367	129	48	43.9	15.54	
598	3261	10 Leonis Minoris,		5	25	1.27	3.707	52	56	20.7	15.64	
599	3269	Velorum,	N	5	26	40.23	1.825	146	22	25.4	15.58	
600	3289	Carinæ,	h	5	9	38	5.38	+1.710	148	33	43.2	+15.91

CATALOGUE OF 1500 STARS.

No.	Logarithms of				Logarithms of			
	a	b	c	d	a'	b'	c'	d'
551	-8.6358	+8.7101	+0.5031	-7.6822	-9.5393	+8.8556	+1.1114	+9.8835
552	8.8657	8.9397	0.2189	+8.7745	-9.9414	-9.7182	1.1116	9.8834
553	8.7884	8.8610	0.3080	+8.6416	-9.9287	-9.6634	1.1124	9.8827
554	8.8932	8.9585	+0.1919	+8.8129	-9.9402	-9.7341	1.1166	9.8797
555	9.3430	9.3951	-0.2573	+9.3341	-9.9138	-9.8130	1.1241	9.8740
556	8.6511	8.6987	+0.5030	-7.7059	-9.5400	+8.8791	1.1266	9.8720
557	8.8312	8.8732	0.6227	-8.7065	+9.4296	+9.7027	1.1297	9.8695
558	9.0817	9.1237	0.7440	-9.0495	+9.7213	+9.7593	1.1297	9.8695
559	8.6645	8.7014	0.5169	-7.9976	-9.4236	+9.1634	1.1325	9.8671
560	8.7869	8.8215	0.5984	-8.6155	+9.2418	+9.6601	1.1337	9.8661
561	8.9441	8.9695	0.1685	+8.8756	-9.9279	-9.7679	1.1386	9.8618
562	8.8328	8.8580	0.6171	-8.7021	+9.3918	+9.7059	1.1388	9.8617
563	9.0806	9.0990	0.7322	-9.0462	+9.6994	+9.8056	1.1423	9.8585
564	8.9472	8.9634	0.1757	+8.8780	-9.9247	-9.7720	1.1434	9.8575
565	8.7774	8.7888	0.5852	-8.5767	+9.0581	+9.6430	1.1459	9.8551
566	9.0894	9.1003	0.7331	-9.0558	+9.6974	+9.8103	1.1462	9.8549
567	8.8827	8.8893	0.6334	-8.7805	+9.4729	+9.7439	1.1484	9.8528
568	9.0305	9.0362	0.7017	-8.9846	+9.6542	+9.8007	1.1488	9.8523
569	8.8337	8.8375	0.3160	+8.6943	-9.9106	-9.7082	1.1498	9.8514
570	8.6811	8.6826	0.5131	-7.9721	-9.4582	+9.1398	1.1510	9.8502
571	9.0608	9.0605	9.9857	+9.0208	-9.9152	-9.8097	1.1518	9.8494
572	9.0069	8.9976	0.6842	-8.9530	+9.6174	+9.8001	1.1563	9.8448
573	8.8127	8.8033	0.3432	+8.6451	-9.8997	-9.6865	1.1564	9.8447
574	9.1922	9.1743	9.3448	+9.1704	-9.8991	-9.8365	1.1605	9.8404
575	8.9208	8.9005	0.6406	-8.8322	+9.4939	+9.7708	1.1616	9.8391
576	8.6860	8.6612	0.4939	-7.3967	-9.6000	+8.5723	1.1638	9.8367
577	8.9664	8.9398	0.1998	+8.8965	-9.9090	-9.7925	1.1646	9.8358
578	9.0120	8.9821	0.1386	+8.9567	-9.9067	-9.8086	1.1661	9.8341
579	8.7908	8.7548	0.5756	-8.5746	+8.8261	+9.6506	1.1690	9.8307
580	8.7942	8.7573	0.3739	+8.5830	-9.8798	-9.6559	1.1693	9.8303
581	9.1419	9.0981	9.8588	+9.1123	-9.8928	-9.8407	1.1725	9.8265
582	8.7816	8.7364	0.5680	-8.5404	+8.4594	+9.6298	1.1731	9.8257
583	8.9806	8.9309	0.2068	+8.9120	-9.9000	-9.8044	1.1751	9.8232
584	8.8927	8.8429	0.2998	+8.7796	-9.8974	-9.7599	1.1752	9.8232
585	8.7437	8.6872	0.4238	+8.3750	-9.8290	-9.5071	1.1781	9.8194
586	9.5559	9.4979	0.9695	-9.5517	+9.7720	+9.8723	1.1788	9.8186
587	8.7510	8.6905	0.5459	-8.4054	-8.9595	+9.5321	1.1799	9.8171
588	8.9388	8.8723	0.2685	+8.8488	-9.8933	-9.7902	1.1824	9.8137
589	9.0613	8.9865	0.6825	-9.0139	+9.5857	+9.8363	1.1859	9.8089
590	8.7128	8.6358	0.4698	+7.8569	-9.7153	-9.0287	1.1868	9.8076
591	8.7107	8.6331	0.4756	+7.6858	-9.6925	-8.8599	1.1870	9.8073
592	9.1861	9.1056	0.7389	-9.1604	+9.6602	+9.8604	1.1883	9.8055
593	8.9267	8.8397	0.6200	-8.8253	+9.3740	+9.7873	1.1909	9.8017
594	8.7511	8.6628	0.5366	-8.3540	-9.1590	+9.4921	1.1914	9.8008
595	9.0762	8.9865	0.1202	+9.0309	-9.8790	-9.8444	1.1919	9.8001
596	8.7237	8.6326	0.5118	-8.0403	-9.4684	+9.2068	1.1925	9.7992
597	8.8302	8.7355	0.3752	+8.6366	-9.8660	-9.6981	1.1940	9.7970
598	8.8140	8.7184	0.5685	-8.5940	+8.4900	+9.6721	1.1943	9.7965
599	8.9751	8.8731	0.2610	+8.8956	-9.8789	-9.8150	1.1968	9.7926
600	-9.0062	+8.9908	+0.2405	+8.9372	-9.8724	-9.8307	+1.2018	+9.7842

CATALOGUE OF 1500 STARS.

No.	B. A. C.	Constellation.	Mag.	Right Ascension, Jan. 1, 1850.			Annual Variation.	North Polar Dist., Jan. 1, 1850.			Annual Variation.
				<i>h.</i>	<i>m.</i>	<i>s.</i>		<i>°</i>	<i>'</i>	<i>"</i>	
601	3300	Velorum, M	4	9	31	27.89	+2.157	138	41	4.2	+16.08
602	3303	35 Hydræ, ϵ	5		32	11.75	3.072	90	27	52.9	16.14
603	3311	38 Hydræ, κ	5		33	7.26	2.881	103	39	13.0	16.07
604	3312	14 Leonis, σ	4		33	8.53*	3.228	79	25	40.7*	16.13
605	3315	28 Ursæ Majoris,	5		34	19.08*	4.725	25	39	37.8*	16.15
606	3320	Carinæ, m	5		35	11.56	1.651	150	39	2.7	16.25
607	3331	17 Leonis, ϵ	3		37	19.69*	3.425	65	32	16.2*	16.33
608	3346	29 Ursæ Majoris, v	4		40	16.98*	4.353	30	15	33.0*	16.63
609	3353	Carinæ, l	5		41	7.51	1.637	151	49	4.4	16.57
610	3358	30 Ursæ Majoris, ϕ	5		41	51.86*	4.150	35	14	17.6*	16.57
611	3365	Argûs, v	3		43	21.18	1.502	154	22	38.1	16.58
612	3371	24 Leonis, μ	3		44	13.41*	3.428	63	17	21.3*	16.70
613	3372	39 Hydræ, v^1	5		44	15.88	2.885	104	8	41.1	16.66
614	3410	Argûs, ϕ	4		51	36.23	2.092	143	51	19.0	16.95
615	3415	29 Leonis, π	4½		52	17.01*	3.182	81	14	18.4*	17.05
616	3446	21 Leonis Minoris,	5		58	34.14*	3.571	54	1	35.1*	17.31
617	3453	30 Leonis, η	3½		59	8.85*	3.285	72	30	29.5*	17.32
618	3457	31 Leonis, A	5		59	56.27*	3.194	79	16	9.5*	17.42
619	3458	15 Sextantis,	5	10	0	15.59	3.077	89	38	26.0	17.39
620	3459	32 Leonis, α	1		0	22.74*	3.206	77	18	6.8*	17.39
621	3473	41 Hydræ, λ	4½		3	16.75	2.927	101	36	51.8	17.60
622	3495	Ursæ Minoris,	5½		6	58.81*	10.207	4	59	29.4*	17.73
623	3496	32 Ursæ Majoris,	5		7	4.60	4.468	24	8	46.2*	17.71
624	3505	33 Ursæ Majoris, λ	3½		8	1.86*	3.659	46	20	20.0*	17.77
625	3508	36 Leonis, ζ	4½		8	20.43	3.355	65	50	13.6	17.70
626	3509	Velorum, q	4		8	27.11	2.513	131	22	52.7	17.91
627	3516	Argûs, ω	4		10	10.11	1.426	159	17	38.0	17.77
628	3523	41 Leonis, γ	2		11	41.78*	3.322	69	24	7.0*	18.01
629	3526	Carinæ, q	5		12	4.94	1.986	150	35	2.2	17.87
630	3528	Draconis,	5½		12	15.65	8.132	6	40	57.7*	17.95
631	3531	Ursæ Majoris,	5		13	15.20	4.445	23	40	38.4	17.98
632	3533	34 Ursæ Majoris, μ	3		13	22.36*	3.615	47	44	53.3*	17.89
633	3536	Velorum, V	5		13	59.05	2.239	144	16	39.4	18.09
634	3546	Velorum, T	5		15	20.25	2.196	145	17	27.3	18.34
635	3552	Velorum, r	5		15	54.07	2.558	130	53	50.1	18.08
636	3560	30 Leonis Minoris,	4½		17	18.33	3.470	55	26	31.1	18.18
637	3568	42 Hydræ, μ	4		18	50.40	2.900	106	4	19.4	18.25
638	3572	31 Leonis Minoris, β	4½		19	11.64*	3.502	52	31	33.1	18.26
639	3578	Antliæ, α	4½		20	17.69	2.736	120	18	23.4*	18.24
640	3580	36 Ursæ Majoris,	5		20	59.82*	3.911	33	15	8.1*	18.19
641	3585	Carinæ I	4½		21	24.76	1.212	163	16	7.0	18.24
642	3586	Carinæ,	5		21	41.59	1.885	154	52	38.1	18.24
643	3589	Velorum, P	5		21	50.35	2.227	146	52	24.0	17.92
644	3594	Carinæ, s	5		22	22.58	2.161	147	58	25.3	18.23
645	3607	Ursæ Majoris,	5		24	27.94	3.544	48	48	15.3	18.34
646	3609	47 Leonis, ρ	4		24	54.58*	3.171	79	55	24.0*	18.39
647	3610	34 Leonis Minoris,	5		24	55.62	3.459	54	14	25.5	18.37
648	3612	37 Ursæ Majoris,	5		25	27.85*	3.939	32	8	49.3*	18.39
649	3619	Carinæ, p	4		26	42.13	2.111	150	54	52.4	18.38
650	3640	37 Leonis Minoris,	4½	10	30	16.07	+3.403	57	14	46.3	+18.54

CATALOGUE OF 1500 STARS.

No.	Logarithms of				Logarithms of			
	<i>a</i>	<i>b</i>	<i>c</i>	<i>d</i>	<i>a'</i>	<i>b'</i>	<i>c'</i>	<i>d'</i>
601	-8.9058	+8.7850	+0.3329	+8.7815	-9.8692	-9.7773	+1.2038	+9.7808
602	8.7266	8.6029	0.4863	+6.6356	-9.6424	-7.8117	1.2049	9.7790
603	8.7403	8.6130	0.4589	+8.1133	-9.7504	-9.2770	1.2062	9.7766
604	8.7353	8.6079	0.5078	-7.9989	-9.5009	+9.1675	1.2062	9.7766
605	9.0930	8.9610	0.6742	-9.0479	+9.5406	+9.8605	1.2079	9.7736
606	9.0404	8.9049	0.2217	+8.9808	-9.8618	-9.8472	1.2091	9.7713
607	8.7745	8.6305	0.5347	-8.3916	-9.1864	+9.5269	1.2120	9.7657
608	9.0353	8.8794	0.6418	-8.9717	+9.4408	+9.8501	1.2160	9.7578
609	9.0646	8.9052	0.2173	+9.0098	-9.8494	-9.8601	1.2171	9.7555
610	8.9786	8.8163	0.6174	-8.8907	+9.3276	+9.8279	1.2180	9.7535
611	9.1057	8.9374	0.1776	+9.0608	-9.8414	-9.8728	1.2200	9.7494
612	8.7918	8.6199	0.5374	-8.4445	-9.1358	+9.5716	1.2211	9.7469
613	8.7562	8.5841	0.4598	+8.1442	-9.7460	-9.3070	1.2211	9.7468
614	8.9811	8.7786	0.3218	+8.8883	-9.8358	-9.8351	1.2302	9.7254
615	8.7578	8.5524	0.5024	-7.9406	-9.5420	-9.1115	1.2310	9.7234
616	8.8518	8.6194	0.5516	-8.6207	-8.7348	+9.7049	1.2382	9.7036
617	8.7811	8.5462	0.5162	-8.2590	-9.4193	+9.4146	1.2388	9.7017
618	8.7690	8.5307	0.5048	-8.0390	-9.5228	+9.2075	1.2397	9.6992
619	8.7617	8.5220	0.4878	-6.5592	-9.6344	+7.7353	1.2400	9.6981
620	8.7726	8.5324	0.5080	-8.1147	-9.4967	+9.2800	1.2402	9.6977
621	8.7740	8.5209	0.4678	+8.0779	-9.7188	-9.2450	1.2433	9.6880
622	9.8292	9.5598	1.0137	-9.8275	+9.6375	+9.9432	1.2471	9.6754
623	9.1571	8.8870	0.6514	-9.1174	+9.4050	+9.9052	1.2472	9.6749
624	8.9105	8.6360	0.5646	-8.7496	+8.0043	+9.7851	1.2482	9.6715
625	8.8100	8.5341	0.5252	-8.4221	-9.3103	+9.5584	1.2485	9.6704
626	8.8951	8.6187	0.4013	+8.7153	-9.8026	-9.7666	1.2486	9.6700
627	9.2235	8.9392	0.1582	+9.1945	-9.7669	-9.9191	1.2503	9.6638
628	8.8022	8.5108	0.5184	-8.3485	-9.3911	+9.4959	1.2518	9.6582
629	9.0827	8.7894	0.2999	+9.0227	-9.7841	-9.8900	1.2522	9.6567
630	9.7081	9.4140	0.9158	-9.7051	+9.6014	+9.9472	1.2524	9.6561
631	9.1712	8.8725	0.6474	-9.1330	+9.3748	+9.9129	1.2533	9.6524
632	8.9058	8.6065	0.5582	-8.7334	-8.2900	+9.7788	1.2534	9.6519
633	9.0094	8.7072	0.3504	+8.9189	-9.7894	-9.8613	1.2540	9.6496
634	9.0215	8.7129	0.3462	+8.9364	-9.7850	-9.8680	1.2553	9.6444
635	8.8990	8.5877	0.4087	+8.7151	-9.7891	-9.7696	1.2558	9.6422
636	8.8631	8.5450	0.5403	-8.6169	-9.0477	+9.7086	1.2571	9.6367
637	8.7975	8.4719	0.4633	+8.2397	-9.7286	-9.3985	1.2585	9.6306
638	8.8809	8.5535	0.5449	-8.6650	-8.9310	+9.7408	1.2588	9.6292
639	8.8453	8.5125	0.4379	+8.5482	-9.7689	-9.6605	1.2598	9.6248
640	9.0430	8.7068	0.5938	-8.9654	+9.0500	+9.8805	1.2604	9.6219
641	9.3232	8.9849	0.0849	+9.3044	-9.7196	-9.9397	1.2607	9.6202
642	9.1547	8.8150	0.2752	+9.1116	-9.7488	-9.9156	1.2610	9.6190
643	9.0452	8.7047	0.3463	+8.9682	-9.7672	-9.8819	1.2611	9.6184
644	9.0587	8.7155	0.3399	+8.9870	-9.7637	-9.8877	1.2616	9.6162
645	8.9085	8.5547	0.5495	-8.7272	-8.7767	+9.7798	1.2633	9.6073
646	8.7922	8.4361	0.5006	-8.0351	-9.5524	+9.2044	1.2637	9.6054
647	8.8761	8.5200	0.5389	-8.6428	-9.0671	+9.7282	1.2637	9.6054
648	9.0599	8.7010	0.5937	-8.9876	+9.0354	+9.8897	1.2642	9.6030
649	9.1001	8.7348	0.3261	+9.0416	-9.7459	-9.9044	1.2652	9.5976
650	-8.8649	+8.4807	+0.5313	-8.5982	-9.2000	+9.6991	+1.2681	+9.5816

CATALOGUE OF 1500 STARS.

No.	B. A. C.	Constellation.	Mag.	Right Ascension, Jan. 1, 1850.			Annual Variation.	North Polar Dist., Jan. 1, 1850.			Annual Variation.
				h.	m.	s.		°	'	"	
651	3644	Velorum, <i>p</i>	5	10	30	59.76	+2.436	137	26	48.3	+18.38
652	3646	Hydræ, <i>φ</i> ²	5		31	16.67	2.920	106	5	56.5	18.53
653	3647	38 Ursæ Majoris,	5		31	39.19	4.214	23	30	0.1*	18.66
654	3652	Ursæ Majoris,	5		32	15.29*	4.435	20	8	28.7*	18.65
655	3655	Carinæ, <i>τ</i> ²	5		33	2.82	2.244	148	24	12.3	18.67
656	3660	Chamæleontis, <i>γ</i>	5		33	39.04	0.732	167	49	48.3	18.56
657	3685	42 Leonis Minoris,	4½		37	30.86	3.361	58	31	42.0	18.79
658	3686	Argûs, <i>θ</i>	3		37	37.19	2.118	153	36	33.5	18.76
659	3695	Argûs, <i>η</i>	2		39	15.44	2.305	148	53	49.5	18.73
660	3702	Argûs, <i>μ</i>	3		40	19.80	2.560	138	37	41.2	18.92
661	3715	Hydræ, <i>ν</i>	4		42	13.55	2.954	105	24	37.1	18.74
662	3724	Chamæleontis, <i>δ</i> ²	5		44	19.32	0.631	169	44	57.9	18.97
663	3728	46 Leonis Minoris,	4½		44	54.49	3.379	54	58	39.8*	19.25
664	3729	45 Ursæ Majoris, <i>ω</i>	5		45	19.44*	3.491	46	0	46.4*	19.03
665	3740	Carinæ, <i>υ</i>	5		47	24.97	2.396	148	3	26.9	19.09
666	3742	54 Leonis,	4½		47	29.24	3.275	64	27	4.4	19.07
667	3766	7 Crateris, <i>α</i>	4		52	28.25	2.919	107	30	1.8	19.05
668	3767	48 Ursæ Majoris, <i>β</i>	2		52	45.41*	3.685	32	48	53.6*	19.17
669	3768	58 Leonis, <i>d</i>	5		52	48.71*	3.104	85	34	42.3*	19.25
670	3776	60 Leonis, <i>b</i>	5		54	19.05	3.219	69	0	56.9	19.20
671	3777	50 Ursæ Majoris, <i>α</i>	1½		54	25.72*	3.784	27	26	26.0*	19.33
672	3788	63 Leonis, <i>χ</i>	4½		57	16.61*	3.103	81	51	15.6*	19.39
673	3793	Hydræ, <i>χ</i> ¹	5		58	6.98	2.884	116	29	5.1	19.36
674	3794	Hydræ, <i>χ</i> ²	5		58	41.71	2.900	116	28	40.7	19.37
675	3812	52 Ursæ Majoris, <i>ψ</i>	3½	11	1	12.67*	3.411	44	41	19.6*	19.49
676	3815	Hydræ, <i>ι</i>	5		1	29.16	2.897	117	16	5.4	19.43
677	3822	Hydræ, <i>ι</i>	5		2	40.85	2.856	121	33	16.3	19.55
678	3826	11 Crateris, <i>β</i>	4		4	17.27	2.947	112	0	26.4	19.57
679	3834	68 Leonis, <i>δ</i>	2½		6	7.46*	3.209	68	39	19.3*	19.64
680	3838	70 Leonis, <i>θ</i>	3		6	21.99	3.161	73	45	0.7	19.54
681	3842	72 Leonis,	5		7	13.16	3.207	66	5	15.4	19.54
682	3848	74 Leonis, <i>φ</i>	5		9	2.12*	3.053	92	49	57.3*	19.61
683	3851	53 Ursæ Majoris, <i>ξ</i>	4		10	10.46	3.223	57	37	36.4	20.15
684	3852	54 Ursæ Majoris, <i>ν</i>	4		10	22.05	3.268	56	5	16.2	19.55
685	3856	55 Ursæ Majoris,	5		10	56.51*	3.302	50	59	32.2*	19.68
686	3859	12 Crateris, <i>δ</i>	3½		11	50.65*	2.997	103	58	3.4*	19.44
687	3862	77 Leonis, <i>σ</i>	4		13	23.98*	3.099	83	8	58.1*	19.66
688	3866	Centauri, <i>π</i>	4		14	10.55	2.758	143	40	14.5	19.98
689	3877	78 Leonis, <i>ε</i>	4		16	6.12*	3.137	78	38	41.5*	19.75
690	3881	14 Crateris, <i>ι</i>	5		17	2.28	3.028	100	2	15.4	19.69
691	3883	15 Crateris, <i>γ</i>	4		17	23.56	2.990	106	51	36.1	19.67
692	3885	Ursæ Majoris,	5		17	27.47*	3.439	33	19	41.0*	19.67
693	3900	84 Leonis, <i>τ</i>	4		20	13.31*	3.091	86	19	5.9*	19.78
694	3914	1 Draconis, <i>λ</i>	3½		22	26.42*	3.671	19	50	30.4*	19.87
695	3916	87 Leonis, <i>ε</i>	4½		22	39.03*	3.066	92	10	35.9*	19.84
696	3922	Hydræ, <i>ι</i>	5		24	50.91	2.964	118	26	22.1*	19.67
697	3928	Hydræ, <i>ι</i>	4		25	38.25	2.941	121	1	39.2	19.86
698	3941	Centauri, <i>λ</i>	4		28	53.66	2.724	152	11	24.0	19.87
699	3943	21 Crateris, <i>θ</i>	4		29	4.66	3.043	98	58	21.5	19.86
700	3946	91 Leonis, <i>υ</i>	4½	11	29	16.07*	+3.074	89	59	46.6*	+19.87

CATALOGUE OF 1500 STARS.

No.	Logarithms of				Logarithms of			
	a	b	c	d	a'	b'	c'	d'
651	-8.9602	+8.5721	+0.4013	+8.8274	-9.7577	-9.8337	+1.2686	+9.5783
652	8.8079	8.4182	0.4661	+8.2508	-9.7173	-9.4096	1.2688	9.5770
653	9.1901	8.7984	0.6260	-9.1525	+9.2350	+9.9293	1.2691	9.5752
654	9.2543	8.8593	0.6466	-9.2269	+9.3038	+9.9400	1.2696	9.5724
655	9.0726	8.6733	0.3552	+9.0029	-9.7347	-9.8983	1.2702	9.5686
656	9.4684	9.0658	9.8975	+9.4586	-9.6544	-9.9586	1.2706	9.5658
657	8.8643	8.4398	0.5262	-8.5820	-9.2700	+9.6890	1.2735	9.5468
658	9.1474	8.7223	0.3269	+9.0996	-9.7059	-9.9235	1.2735	9.5463
659	9.0832	8.6487	0.3628	+9.0158	-9.7158	-9.9051	1.2747	9.5379
660	8.9770	8.5361	0.4071	+8.8523	-9.7343	-9.8485	1.2754	9.5323
661	8.8143	8.3621	0.4695	+8.2388	-9.7049	-9.3989	1.2767	9.5223
662	9.5495	9.0845	9.8283	+9.5425	-9.5980	-9.9689	1.2781	9.5109
663	8.8869	8.4183	0.5279	-8.6457	-9.2322	+9.7351	1.2785	9.5076
664	8.9434	8.4722	0.5420	-8.7851	-8.9538	+9.8182	1.2788	9.5053
665	9.0783	8.5938	0.3807	+9.0069	-9.6936	-9.9065	1.2801	9.4934
666	8.8465	8.3616	0.5145	-8.4813	-9.4104	+9.6127	1.2801	9.4930
667	8.8254	8.3075	0.4696	+8.3035	-9.7000	-9.4590	1.2831	9.4630
668	9.0710	8.5512	0.5647	-8.9955	+7.8976	+9.9055	1.2833	9.4612
669	8.8063	8.2861	0.4914	-7.6933	-9.6132	+8.8681	1.2833	9.4609
670	8.8356	8.3050	0.5073	-8.3896	-9.4829	+9.5359	1.2841	9.4513
671	9.1424	8.6110	0.5795	-9.0905	+8.7033	+9.9301	1.2842	9.4506
672	8.8118	8.2601	0.4945	-7.9632	-9.5925	+9.1349	1.2858	9.4318
673	8.8560	8.2982	0.4613	+8.5053	-9.7054	-9.6333	1.2862	9.4261
674	8.8563	8.2942	0.4616	+8.5055	-9.7043	-9.6335	1.2865	9.4221
675	8.9624	8.3811	0.5332	-8.8142	-9.0962	+9.8374	1.2878	9.4043
676	8.8608	8.2774	0.4619	+8.5218	-9.7002	-9.6467	1.2879	9.4024
677	8.8797	8.2870	0.4575	+8.5984	-9.6984	-9.7050	1.2885	9.3936
678	8.8438	8.2383	0.4684	+8.4175	-9.6924	-9.5608	1.2893	9.3815
679	8.8427	8.2220	0.5041	-8.4037	-9.5043	+9.5490	1.2901	9.3672
680	8.8296	8.2069	0.4998	-8.2765	-9.5462	+9.4349	1.2902	9.3653
681	8.8513	8.2213	0.5060	-8.4591	-9.4832	+9.5962	1.2906	9.3585
682	8.8136	8.1679	0.4852	+7.5075	-9.6477	-8.6830	1.2914	9.3435
683	8.8869	8.2311	0.5123	-8.6156	-9.3997	+9.7184	1.2919	9.3338
684	8.8946	8.2371	0.5137	-8.6412	-9.3806	+9.7363	1.2920	9.3322
685	8.9234	8.2606	0.5186	-8.7224	-9.3086	+9.7889	1.2922	9.3272
686	8.8273	8.1562	0.4773	+8.2100	-9.6734	-9.3730	1.2926	9.3193
687	8.8180	8.1322	0.4918	-7.8946	-9.6094	+9.0676	1.2932	9.3052
688	9.0425	8.3493	0.4329	+8.9487	-9.6202	-9.8974	1.2935	9.2980
689	8.8245	8.1121	0.4944	-8.1187	-9.5888	+9.2862	1.2942	9.2796
690	8.8229	8.1010	0.4809	+8.0642	-9.6626	-9.2336	1.2945	9.2704
691	8.8354	8.1098	0.4765	+8.2979	-9.6711	-9.4549	1.2947	9.2668
692	9.0765	8.3501	0.5373	-8.9985	-8.9253	+9.9145	1.2947	9.2661
693	8.8182	8.0621	0.4893	-7.6259	-9.6253	+8.8011	1.2957	9.2372
694	9.2873	8.5057	0.5653	-9.2607	+7.7924	+9.9676	1.2964	9.2126
695	8.8184	8.0344	0.4861	+7.3979	-9.6434	-8.5737	1.2964	9.2102
696	8.8746	8.0638	0.4713	+8.5525	-9.6574	-9.6727	1.2971	9.1841
697	8.8861	8.0652	0.4699	+8.5983	-9.6522	-9.7073	1.2973	9.1743
698	9.1510	8.8863	0.4358	+9.0977	-9.5081	-9.9427	1.2982	9.1313
699	8.8253	7.9580	0.4832	+8.0183	-9.6529	-9.1891	1.2983	9.1288
700	-8.8200	+7.9500	+0.4872	-4.6517	-9.6375	+5.8278	+1.2983	+9.1261

CATALOGUE OF 1500 STARS.

No.	B. A. C.	Constellation.	Mag.	Right Ascension, Jan. 1, 1850.			Annual Variation.	North Polar Dist., Jan. 1, 1850.			Annual Variation.
				h.	m.	s.		°	'	"	
701	3978	27 Crateris,	ζ	4	11	37 10.04	+3.033	107	30	58.5	+19.97
702	3979	2 Virginis,	ξ	5		37 33.03	3.097	80	54	30.1	20.00
703	3981	63 Ursæ Majoris,	χ	4		38 6.53*	3.209	41	23	20.5*	19.94
704	3982	3 Virginis,	ν	4½		38 8.97*	3.093	82	37	49.4*	20.16
705	3984	Muscæ,		4½		38 34.44	2.792	155	53	52.1	20.03
706	3990	93 Leonis,		4		40 14.66	3.107	68	56	49.3	19.98
707	3995	94 Leonis,	β	2½		41 24.27*	3.066	74	35	22.6*	20.09
708	4002	5 Virginis,	β	3½		42 52.90*	3.128	87	23	25.2*	20.28
709	4015	Hydræ,		4		45 20.47*	3.014	123	4	26.5*	20.04
710	4017	64 Ursæ Majoris,	γ	2		45 55.06*	3.202	35	28	16.8*	20.04
711	4048	Chamæleontis,	ε	5		52 14.93	2.830	167	23	13.0	20.10
712	4052	8 Virginis,	π	5		53 11.16*	3.079	82	32	57.7*	20.10
713	4072	9 Virginis,	ο	4½		57 34.07*	3.064	80	26	1.4*	20.05
714	4078	Crucis,	ν	4½		59 5.65	3.041	153	46	38.6	20.24
715	4087	Centauri,	δ	3	12	0 36.54	3.070	139	53	14.1	20.15
716	4090	1 Corvi,	α	4½		0 41.27	3.082	113	53	28.0	20.10
717	4097	2 Corvi,	ε	4		2 25.25	3.077	111	47	4.5	20.03
718	4103	Centauri,	ρ	4		3 50.15	3.090	141	31	57.2	20.03
719	4112	Draconis,		5		5 6.43*	2.936	11	33	0.3*	20.03
720	4120	Crucis,	δ	3		7 12.68	3.128	147	64	49.3	20.00
721	4123	69 Ursæ Majoris,	δ	3		7 58.70*	3.016	32	8	1.7*	20.10
722	4124	4 Corvi,	γ	3		8 5.97	3.077	106	42	30.4	20.02
723	4125	6 Comæ,		5		8 22.93	3.054	74	15	53.2	20.05
724	4126	2 Canum Venat.,		5		8 35.84*	3.034	48	30	15.9*	20.07
725	4127	7 Comæ,		5		8 44.96	3.050	65	13	14.1	20.07
726	4128	Canum Venat.,		5		8 57.48	3.041	56	6	2.8	20.22
727	4131	Chamæleontis,	β	5		9 40.27	3.304	168	28	46.3	20.05
728	4133	Crucis,	ζ	5		10 20.59	3.153	153	10	20.8	20.46
729	4145	15 Virginis,	ν	3½		12 13.89*	3.067	89	49	58.5*	20.07
730	4151	16 Virginis,	c	5		12 43.93*	3.049	85	51	6.5*	20.09
731	4156	11 Comæ,		5		13 8.13	3.036	71	22	39.8	19.95
732	4158	Crucis,	c	4		13 18.27	3.177	149	34	19.6	19.88
733	4169	12 Comæ,		5		14 57.61	3.029	63	19	13.3	20.00
734	4181	13 Comæ,		5		16 46.83	3.022	63	4	5.6	20.02
735	4186	Crucis,		4½		18 13.18	3.283	152	17	23.6	20.01
736	4187	Crucis,	α	1		18 18.00	3.251	152	15	59.7	19.94
737	4191	14 Comæ,		5		18 53.77	3.015	61	53	59.6	20.01
738	4195	15 Comæ,	γ	4½		19 27.45	3.004	60	53	49.1	20.09
739	4196	16 Comæ,		5		19 29.08	3.018	62	20	33.2	19.98
740	4197	Centauri,	σ	4½		19 57.03	3.185	139	23	55.8	19.91
741	4202	Centauri,		5		20 24.87	3.155	128	12	37.2	20.23
742	4211	7 Corvi,	δ	3		22 6.81	3.106	105	40	46.5	20.12
743	4215	Crucis,	γ	2		22 52.84	3.275	146	16	17.7	20.13
744	4224	Muscæ,	γ	4		23 35.05	3.460	161	18	13.2	19.98
745	4226	8 Corvi,	ν	4½		24 20.93	3.083	105	21	52.4	20.01
746	4234	9 Corvi,	β	2½		26 30.94*	3.131	112	34	0.1*	19.99
747	4235	8 Canum Venat.,	β	4		26 36.40*	2.865	47	49	35.5*	19.64
748	4239	5 Draconis,	κ	3½		27 3.10*	2.610	19	23	4.4*	19.96
749	4240	23 Comæ,		4½		27 22.75	3.015	66	32	37.3	19.91
750	4245	Muscæ,	α	4	12	28 18.20	+3.481	158	18	28.7	+19.90

CATALOGUE OF 1500 STARS.

No.	Logarithms of				Logarithms of			
	a	b	c	d	a'	b'	c'	d'
701	-8.8424	+7.8422	+0.4812	+8.3209	-9.6471	-9.4764	+1.3001	+8.9977
702	8.8273	7.8197	0.4902	-8.0260	9.6160	+9.1966	1.3001	8.9903
703	9.0016	7.9829	0.5072	-8.8768	9.3333	+9.8732	1.3002	8.9793
704	8.8255	7.8061	0.4896	-7.9337	9.6214	+9.1062	1.3002	8.9786
705	9.2110	8.1830	0.4459	+9.1713	9.4190	-9.9585	1.3003	8.9701
706	8.8523	7.7889	0.4935	-8.4077	9.5730	+9.5538	1.3006	8.9350
707	8.8384	7.7485	0.4914	-8.2628	9.5987	+9.4230	1.3008	8.9087
708	8.8232	7.6972	0.4879	-7.4816	9.6336	+8.6572	1.3010	8.8728
709	8.8998	7.7061	0.4793	+8.6368	9.6005	-9.7361	1.3013	8.8055
710	9.0594	7.8484	0.5032	-8.9703	9.3049	+9.9100	1.3014	8.7882
711	9.4845	8.0138	0.4577	+9.4739	9.1065	-9.9891	1.3020	8.5291
712	8.8274	7.3006	0.4880	-7.9403	9.6298	+9.1127	1.3020	8.4730
713	8.8300	6.8554	0.4876	-8.0506	9.6295	+9.2206	1.3022	8.0254
714	9.1786	+6.7754	0.4857	+9.1315	9.2905	-9.9528	1.3022	+7.5967
715	9.0148	-8.4392	0.4878	+8.8984	9.4434	-9.8835	1.3022	-7.4244
716	8.8628	6.3401	0.4875	+8.4703	9.5973	-9.6075	1.3022	7.4773
717	8.8561	6.8799	0.4880	+8.4256	9.6011	-9.5695	1.3022	8.0238
718	9.0300	7.2537	0.4912	+8.9238	9.4098	-9.8937	1.3022	8.2236
719	9.5223	7.8702	0.4661	-9.5134	9.0362	+9.9910	1.3021	8.3478
720	9.0984	7.5964	0.4966	+9.0264	9.3092	-9.9278	1.3020	8.4978
721	9.0978	7.6398	0.4766	-9.0256	9.4155	+9.9275	1.3020	8.5417
722	8.8424	7.3909	0.4892	+8.3010	9.6079	-9.4584	1.3020	8.5482
723	8.8402	7.4036	0.4853	-8.2735	9.6310	+9.4330	1.3019	8.5631
724	8.9491	7.5236	0.4809	-8.7704	9.5439	+9.8209	1.3019	8.5742
725	8.8655	7.4475	0.4839	-8.4879	9.6128	+9.6220	1.3019	8.5817
726	8.9045	7.4967	0.4822	-8.6509	9.5821	+9.7461	1.3019	8.5919
727	9.5231	8.1482	0.5247	+9.5142	8.6571	-9.9908	1.3018	8.6247
728	9.1690	7.8238	0.5038	+9.1195	9.1920	-9.9501	1.3018	8.6543
729	8.8233	7.5510	0.4872	-6.2885	9.6377	+9.6468	1.3016	8.7271
730	8.8244	7.5696	0.4865	-7.6838	9.6403	+8.8587	1.3016	8.7445
731	8.8466	7.6053	0.4836	-8.3508	9.6330	+9.5035	1.3015	8.7580
732	9.1186	7.8829	0.5055	+9.0543	9.2299	-9.9349	1.3015	8.7636
733	8.8719	7.6872	0.4810	-8.5241	9.6202	+9.6513	1.3013	8.8144
734	8.8726	7.7380	0.4801	-8.5286	9.6233	+9.6549	1.3011	8.8642
735	9.1551	8.0564	0.5149	+9.1922	9.1189	-9.9457	1.3009	8.8999
736	9.1547	8.0578	0.5150	+9.1018	9.1183	-9.9456	1.3008	8.9016
737	8.8769	7.7941	0.4788	-8.5499	9.6249	+9.6716	1.3007	8.9157
738	8.8810	7.8109	0.4782	-8.5679	9.6238	+9.6854	1.3007	8.9284
739	8.8750	7.8056	0.4787	-8.5417	9.6272	+9.6651	1.3007	8.9290
740	9.0088	7.9497	0.5060	+8.8892	9.3353	-9.8787	1.3006	8.9392
741	8.9269	7.8778	0.5003	+8.7183	9.4564	-9.7896	1.3005	8.9492
742	8.8384	7.8242	0.4923	+8.2701	9.5931	-9.4298	1.3002	8.9838
743	9.0773	8.0780	0.5146	+8.9972	9.1989	-9.9178	1.3001	8.9986
744	9.3157	8.3297	0.5411	+9.2922	8.6212	-9.9742	1.2999	9.0117
745	8.8373	7.8652	0.4927	+8.2604	9.5914	-9.4207	1.2998	9.0255
746	8.8556	7.9209	0.4962	+8.4396	9.5519	-9.5811	1.2993	9.0624
747	8.9511	8.0179	0.4669	-8.7781	9.6014	+9.8240	1.2993	9.0639
748	9.2999	8.3739	0.4188	-9.2745	9.4067	+9.9716	1.2992	9.0710
749	8.8583	7.9376	0.4773	-8.4582	9.6489	+9.5968	1.2991	9.0762
750	-9.2528	-8.3467	+0.5422	+9.2209	-8.6618	-9.9648	+1.2989	-9.0906

CATALOGUE OF 1500 STARS.

No.	B. A. C.	Constellation.	Mag.	Right Ascension, Jan. 1, 1850.			Annual Variation.	North Polar Dist., Jan. 1, 1850.			Annual Variation.	
				A.	M.	S.		°	'	"		
751	4251	Centauri,	τ	5	12	29	31.49	+3.241	137	42	49.2	+19.84
752	4257	26 Virginis,	χ	5		31	30.74	3.094	97	10	7.4	19.91
753	4262	Centauri,		5		31	46.59	3.220	129	9	37.5	19.92
754	4264	Centauri,	γ	3		33	16.31	3.266	138	8	6.9	19.89
755	4268	29 Virginis,	γ	4		34	3.69*	3.040	90	37	33.7*	19.85
756	4271	30 Virginis,	ρ	5		34	17.41	3.037	78	56	9.4	19.92
757	4280	Muscae,	β	4		37	8.73	3.577	157	17	8.2	19.80
758	4289	Crucis,	β	2		38	59.94	3.443	148	52	0.4	19.71
759	4290	27 Comae,		5		39	9.07	3.003	72	36	4.7	19.75
760	4293	Octantis,	ι	5		39	45.57	5.396	174	18	14.1	19.42
761	4321	Centauri,		5		45	8.75	3.287	129	21	42.1	19.77
762	4325	Centauri,		5		45	49.29	3.473	146	21	40.3	19.57
763	4328	35 Comae,		5		45	54.41*	2.960	67	56	19.3*	19.69
764	4330	40 Virginis,	ψ	5		46	33.41*	3.116	98	43	23.4*	19.66
765	4335	77 Ursae Majoris,	ϵ	3		47	24.86*	2.668	33	13	30.6*	19.69
766	4339	Ursae Minoris,		5½		47	57.88*	0.304	5	45	58.9*	19.63
767	4340	43 Virginis,	δ	3		48	2.89*	3.023	85	47	11.6*	19.71
768	4342	Ursae Minoris,		5½		48	5.49*	0.288	5	46	17.0*	19.60
769	4346	12 Canum Venat.,	α	2½		49	0.17*	2.823	50	52	13.9*	19.56
770	4351	36 Comae,		4½		51	30.25	2.974	71	46	48.7	19.49
771	4353	Muscae,	δ	4		52	2.64	3.995	160	44	16.9	19.55
772	4360	37 Comae,		5		53	5.57	2.885	58	24	13.4	19.50
773	4366	78 Ursae Majoris,		5		54	16.67*	2.601	32	49	26.6*	19.48
774	4367	47 Virginis,	ϵ	3		54	42.83	2.993	78	13	58.3	19.46
775	4379	Centauri,	ξ^2	5		58	11.03	3.464	139	6	5.4	19.62
776	4384	14 Canum Venat.,		5		58	43.20*	2.825	53	23	50.6*	19.39
777	4387	39 Comae,		5		59	2.53	2.932	68	2	22.6	19.42
778	4390	41 Comae,		4		59	58.69*	2.888	61	34	8.4*	19.46
779	4391	49 Virginis,	ζ	5	13	0	2.60*	3.137	99	56	13.7*	19.40
780	4395	45 Hydræ,	ψ	4½		0	59.31	3.219	112	18	50.9	19.41
781	4401	51 Virginis,	θ	4½		2	11.26*	3.101	94	44	12.9*	19.37
782	4406	42 Comae,	α	4½		2	41.49	2.924	71	40	33.6*	19.17
783	4409	Centauri,		5		2	50.02	3.398	132	34	4.1	19.38
784	4418	53 Virginis,		5		4	4.93*	3.181	105	23	17.1*	19.57
785	4421	43 Comae,	β	4½		4	52.01*	2.811	61	21	37.3*	18.35
786	4426	Muscae,	η	5		5	9.35	3.943	157	5	45.4	19.09
787	4433	Canum Venat.,		5		6	54.62*	2.734	49	3	6.7*	19.27
788	4449	61 Virginis,		4½		10	33.88*	3.129	107	28	31.6*	20.14
789	4450	46 Hydræ,	γ	4		10	46.68	3.247	112	22	39.5	19.11
790	4451	20 Canum Venat.,		5		10	48.56*	2.703	48	38	10.5*	19.08
791	4456	21 Canum Venat.,		5		11	51.25	2.571	39	31	41.2	19.11
792	4458	Centauri,	ι	3		12	11.09	3.348	125	55	12.2*	19.21
793	4480	67 Virginis,	α	1		17	17.79*	3.152	100	22	36.5*	18.98
794	4483	Octantis,	κ	5		17	38.76	8.075	175	0	59.7	19.54
795	4484	79 Ursae Majoris,	ζ	3		17	52.63*	2.437	34	17	24.0*	18.95
796	4492	68 Virginis,	i	5		18	48.23	3.161	101	55	30.5	18.92
797	4493	80 Ursae Majoris,	g	5		19	12.48*	2.424	34	13	44.0*	18.92
798	4507	Centauri,		4½		22	21.97	3.445	128	37	48.8	18.82
799	4532	79 Virginis,	ζ	4		27	3.24*	3.055	89	49	38.2*	18.57
800	4538	24 Canum Venat.,		5	13	28	18.98*	+2.466	40	12	56.5*	+18.60

CATALOGUE OF 1500 STARS.

No.	Logarithms of				Logarithms of			
	a	b	c	d	a'	b'	c'	d'
751	-8.9924	-8.1048	+0.5132	+8.8615	-9.2945	-9.8655	+1.2986	-9.1088
752	8.8232	7.9643	0.4905	+7.9194	-9.6165	-9.0921	1.2981	9.1369
753	8.9302	8.0749	0.5080	+8.7306	-9.3966	-9.7962	1.2980	9.1405
754	8.9950	8.1599	0.5167	+9.8669	-9.2598	-9.8674	1.2976	9.1604
755	8.8191	7.9944	0.4875	+0.8577	-9.6358	-8.0337	1.2974	9.1705
756	8.8272	8.0054	0.4817	-8.1103	-9.6575	+9.2782	1.2973	9.1734
757	9.2314	8.4450	0.5546	+9.1964	-8.2718	-9.9592	1.2965	9.2078
758	9.1041	8.3392	0.5372	+9.0365	-8.8998	-9.9261	1.2959	9.2288
759	8.8379	8.0747	0.4770	-8.3136	-9.6674	+9.4693	1.2959	9.2305
760	9.8206	9.0643	0.7311	+9.8185	+9.1096	-9.9913	1.2957	9.2371
761	8.9272	8.2273	0.5166	+8.7294	-9.3251	-9.7938	1.2937	9.2916
762	9.0717	8.3784	0.5403	+8.9921	-8.8756	-9.9117	1.2935	9.2980
763	8.8482	8.1557	0.4717	-8.4229	-9.6784	+9.5660	1.2935	9.2988
764	8.8199	8.1338	0.4930	+8.0008	-9.6002	-9.1718	1.2932	9.3048
765	9.0758	8.3978	0.4235	-8.9983	-9.6124	+9.9131	1.2929	9.3126
766	9.8123	9.1393	9.5061	-9.8101	-9.3985	+9.9882	1.2926	9.3175
767	8.8155	8.1434	0.4843	-7.6816	-9.6514	+8.8565	1.2926	9.3183
768	9.8119	9.1401	9.4994	-9.8097	-9.3993	+9.9882	1.2926	9.3186
769	8.9242	8.2610	0.4533	-8.7243	-9.6726	+9.7901	1.2922	9.3268
770	8.8352	8.1943	0.4731	-8.3303	-9.6830	+9.8480	1.2912	9.3480
771	9.2942	8.6580	0.5946	+9.2692	+8.8407	-9.9637	1.2909	9.3525
772	8.8818	8.2546	0.4597	-8.6011	-9.6901	+9.7075	1.2905	9.3610
773	9.0776	8.4603	0.4123	-9.0020	-9.6359	+9.9122	1.2899	9.3704
774	8.8206	8.2069	0.4778	-8.1301	-9.6749	+9.2970	1.2897	9.3738
775	8.9937	8.4078	0.5389	+8.8722	-8.9745	-9.8643	1.2881	9.4000
776	8.9049	8.3232	0.4501	-8.6803	-9.6985	+9.7610	1.2878	9.4039
777	8.8421	8.2628	0.4673	-8.4149	-9.6971	+9.5583	1.2877	9.4062
778	8.8647	8.2926	0.4599	-8.5424	-9.7031	+9.6627	1.2872	9.4129
779	8.8154	8.2438	0.4957	+8.0524	-9.5830	-9.2219	1.2871	9.4133
780	8.8422	8.2776	0.5072	+8.4216	-9.4794	-9.5639	1.2867	9.4199
781	8.8092	8.2536	0.4914	+7.7261	-9.6132	-8.9007	1.2860	9.4282
782	8.8301	8.2781	0.4700	-8.3275	-9.6963	+9.4810	1.2858	9.4316
783	8.9402	8.3893	0.5319	+8.7705	-9.1351	-9.8137	1.2857	9.4326
784	8.8226	8.2807	0.5014	+8.2464	-9.5381	-9.4066	1.2850	9.4409
785	8.8630	8.3266	0.4574	-8.5436	-9.7116	+9.6630	1.2846	9.4461
786	9.2160	8.6817	0.5975	+9.1803	+8.9518	-9.9465	1.2844	9.4479
787	8.9270	8.4049	0.4372	-8.7435	-9.7130	+9.7977	1.2835	9.4591
788	8.8235	8.3260	0.5049	+8.3010	-9.5091	-9.4566	1.2813	9.4816
789	8.8369	8.3407	0.5103	+8.4175	-9.4558	-9.5596	1.2812	9.4828
790	8.9275	8.4315	0.4334	-8.7476	-9.7215	+9.7990	1.2812	9.4830
791	8.9984	8.5093	0.4101	-8.8857	-9.7111	+9.8655	1.2805	9.4891
792	8.8936	8.4066	0.5277	+8.6620	-9.2297	-9.7465	1.2803	9.4911
793	8.8059	8.3508	0.4985	+8.0615	-9.5650	-9.2304	1.2770	9.5197
794	8.8593	9.4063	0.9118	+9.8576	+9.4675	-9.9729	1.2768	9.5216
795	9.0475	8.5960	0.3833	-8.9646	-9.7159	+9.8915	1.2767	9.5228
796	8.8072	8.3612	0.5005	+8.1224	-9.5501	-9.2890	1.2760	9.5278
797	9.0473	8.6037	0.3811	-8.9647	-9.7195	+9.8909	1.2758	9.5299
798	8.9025	8.4773	0.5374	+8.6979	-9.0770	-9.7667	1.2736	9.5462
799	8.7918	8.3930	0.4870	-6.2719	-9.6386	+7.4479	1.2701	9.5691
800	-8.9808	-8.5890	+0.3938	-8.8637	-9.7537	+9.8498	+1.2691	-9.5751

CATALOGUE OF 1500 STARS.

No.	R. A. C.	Constellation.	Mag.	Right Ascension.			Annual Variation.	North Polar Dist.,			Annual Variation.
				Jan. 1, 1850.				Jan. 1, 1850.			
				<i>h.</i>	<i>m.</i>	<i>s.</i>	<i>°</i>	<i>'</i>	<i>"</i>		
801	4549	Centauri, <i>e</i>	3	13	30	25.18	+3.735	142	42	3.5	+18.59
802	4552	25 Canum Venat.,	5		30	46.67	2.681	52	56	25.8*	18.50
803	4568	83 Ursæ Majoris,	5		35	2.54*	2.294	34	33	28.4*	18.41
804	4579	1 Centauri, <i>i</i>	5		37	10.64*	3.389	122	16	59.5*	18.47
805	4580	Centauri,	5		37	11.59	3.745	140	40	36.7	18.32
806	4597	4 Bootis, <i>r</i>	5		40	8.04*	2.856	72	47	36.6*	18.12
807	4601	Centauri, <i>v</i>	3½		40	31.88	3.562	130	56	15.5	18.25
808	4602	Centauri, <i>μ</i>	3½		40	36.11	3.570	131	43	26.6	18.25
809	4603	2 Centauri, <i>g</i>	5		40	48.47*	3.452	123	42	0.1*	18.30
810	4607	85 Ursæ Majoris, <i>η</i>	2½		41	37.27*	2.352	39	56	11.1*	18.15
811	4615	5 Bootis, <i>v</i>	4		42	14.59	2.895	73	27	20.4	18.04
812	4623	3 Centauri, <i>k</i>	4½		43	11.00*	3.443	122	14	54.6*	18.17
813	4629	4 Centauri, <i>h</i>	5		44	35.42*	3.431	121	11	5.6*	18.06
814	4638	Centauri, <i>ζ</i>	3		46	12.67	3.693	136	32	49.6	18.05
815	4646	10 Draconis, <i>i</i>	4½		47	3.14*	1.755	24	32	5.4*	17.97
816	4648	8 Bootis, <i>η</i>	3		47	32.54*	2.862	70	50	54.2*	18.24
817	4653	Centauri, <i>φ</i>	4½		49	10.53	3.608	131	21	58.7	18.01
818	4654	Centauri, <i>v</i> ¹	5		49	26.29	3.654	134	4	9.7	18.06
819	4656	9 Bootis, <i>δ</i>	5		49	43.15	2.746	61	46	13.2	17.87
820	4660	Apodis, <i>θ</i>	5		50	54.43	5.527	166	4	14.9	18.05
821	4668	Centauri, <i>v</i> ²	5		52	23.67	3.695	134	52	28.7	17.81
822	4669	Centauri, <i>β</i>	1		53	17.41	4.145	149	38	44.6	17.72
823	4672	93 Virginis, <i>τ</i>	4½		54	1.07	3.050	87	43	37.5	17.69
824	4681	Centauri, <i>χ</i>	5		56	54.81	3.636	130	27	31.9	17.70
825	4685	49 Hydræ, <i>π</i>	4½		57	50.59	3.398	115	57	23.9	17.60
826	4686	5 Centauri, <i>θ</i>	2½		57	51.34*	3.505	125	37	49.4*	18.09
827	4692	Apodis, <i>η</i>	5		59	45.17	6.914	170	17	43.0	17.13
828	4696	11 Draconis, <i>α</i>	3½		0	19.87*	1.618	24	54	21.4*	17.37
829	4705	Oetantis, <i>δ</i>	5		3	29.22	8.524	172	58	23.8	17.24
830	4708	50 Hydræ, <i>ε</i>	5		4	11.19	3.417	116	33	7.3	17.22
831	4712	Apodis, <i>ε</i>	5		4	39.94	6.829	169	24	20.9	16.62
832	4716	98 Virginis, <i>κ</i>	4		4	54.02*	3.195	99	34	23.5*	17.14
833	4726	17 Bootis, <i>κ</i>	5		8	6.41*	2.159	37	30	24.0*	17.03
834	4727	99 Virginis, <i>ι</i>	4		8	9.33*	3.142	95	16	55.1*	17.41
835	4729	16 Bootis, <i>α</i>	1		8	49.24*	2.734	70	2	3.9*	18.93
836	4732	Ursæ Minoris, <i>ε</i>	5		9	19.15	+1.110	19	51	44.6*	17.01
837	4733	4 Ursæ Minoris, <i>Var.</i>			9	30.89	-0.387	11	44	51.6*	16.95
838	4734	Lupi, <i>ι</i>	4½		9	49.72	+3.806	135	21	48.9	17.12
839	4741	19 Bootis, <i>λ</i>	4		10	40.70*	2.288	43	13	15.8*	16.75
840	4742	21 Bootis, <i>ι</i>	4		10	51.01*	2.130	37	56	21.3*	16.80
841	4747	100 Virginis, <i>λ</i>	4		11	0.01*	3.237	102	40	40.8*	16.84
842	4745	Centauri, <i>ψ</i>	5		11	27.41	3.619	127	11	33.9	16.93
843	4759	Centauri, <i>ε</i>	5		13	48.86	3.659	128	49	21.3	16.73
844	4763	Lupi, <i>τ</i> ¹	5		16	32.09	3.812	134	32	24.0	16.76
845	4770	Lupi, <i>τ</i> ²	5		16	33.81	3.822	134	41	53.5	16.71
846	4789	23 Bootis, <i>θ</i>	4		20	5.32*	2.045	37	27	15.0*	16.85
847	4792	105 Virginis, <i>φ</i>	5		20	28.88	3.090	91	33	9.4	16.42
848	4801	Lupi, <i>σ</i>	5		22	32.78	3.987	139	47	17.2	16.24
849	4808	25 Bootis, <i>ρ</i>	4		25	21.85*	2.590	58	58	4.0*	16.02
850	4811	Centauri, <i>ν</i>	3		14	26 0.24	+3.770	131	29	44.6	+16.24

CATALOGUE OF 1500 STARS.

No.	Logarithms of				Logarithms of			
	a	b	c	d	a'	b'	c'	d'
801	-9.0067	-8.6262	+0.5735	+8.9074	+8.6314	-9.8659	+1.2675	-9.5848
802	8.8869	8.5083	0.4283	-8.6670	-9.7625	+9.7451	1.2672	9.5864
803	9.0317	8.6754	0.3596	-8.9474	-9.7619	+9.8772	1.2638	9.6052
804	8.8566	8.5112	0.5338	+8.5842	-9.1676	-9.6873	1.2619	9.6143
805	8.9818	8.6364	0.5731	+8.8703	+8.6365	-9.8482	1.2619	9.6144
806	8.8034	8.4727	0.4601	-8.2981	-9.7359	+9.4519	1.2594	9.6265
807	8.9025	8.5738	0.5518	+8.7189	-8.6946	-9.7732	1.2590	9.6281
808	8.9077	8.5794	0.5536	+8.7309	-8.6128	-9.7799	1.2590	9.6284
809	8.8604	8.5329	0.5378	+8.6046	-9.0962	-9.7008	1.2588	9.6291
810	8.9723	8.6489	0.3776	-8.8569	-9.7836	+9.8405	1.2581	9.6325
811	8.7975	8.4772	0.4623	-8.2520	-9.7315	+9.4098	1.2575	9.6350
812	8.8511	8.5353	0.5363	+8.5783	-9.1297	-9.6816	1.2566	9.6387
813	8.8448	8.5358	0.5349	+8.5590	-9.1556	-9.6673	1.2553	9.6441
814	8.9381	8.6368	0.5684	+8.7990	+8.4150	-9.8125	1.2538	9.6503
815	9.1564	8.8591	0.2435	-9.1153	-9.7707	+9.9097	1.2530	9.6535
816	8.7990	8.5040	0.4565	-8.3149	-9.7469	+9.4663	1.2525	9.6554
817	8.8973	8.6100	0.5576	+8.7174	-8.3560	-9.7689	1.2510	9.6614
818	8.9160	8.6298	0.5641	+8.7583	+7.8921	-9.7908	1.2507	9.6624
819	8.8271	8.5423	0.4377	-8.5020	-9.7783	+9.6231	1.2504	9.6634
820	9.3894	9.1101	0.7465	+9.3765	+9.5405	-9.9341	1.2493	9.6677
821	8.9198	8.6465	0.5679	+8.7676	+8.3945	-9.7941	1.2478	9.6730
822	9.0650	8.7965	0.6184	+9.0009	+9.2790	-9.8806	1.2469	9.6762
823	8.7681	8.5030	0.4836	-7.3665	-9.6556	+8.5423	1.2461	9.6787
824	8.8835	8.6313	0.5596	+8.6956	-8.1239	-9.7530	1.2431	9.6887
825	8.8100	8.5619	0.5303	+8.4511	-9.2428	-9.5810	1.2421	9.6918
826	8.8538	8.6059	0.5493	+8.6191	-8.8202	-9.7052	1.2421	9.6919
827	9.5349	9.2953	0.8434	+9.5287	+9.6219	-9.9315	1.2400	9.6982
828	9.1367	8.8995	0.2115	-9.0943	-9.8044	+9.8948	1.2394	9.7001
829	9.6700	9.4466	0.9363	+9.6668	+9.6592	-9.9304	1.2359	9.7102
830	8.8052	8.5847	0.5334	+8.4555	-9.1978	-9.5832	1.2351	9.7124
831	9.4918	9.2734	0.8306	+9.4843	+9.6324	-9.9248	1.2345	9.7139
832	8.7620	8.5447	0.5035	+7.9830	-9.5336	-9.1530	1.2343	9.7147
833	8.9677	8.7639	0.3318	-8.8671	-9.8356	+9.8277	1.2305	9.7245
834	8.7540	8.5504	0.4964	+7.7181	-9.5835	-8.8923	1.2305	9.7247
835	8.7783	8.5775	0.4490	-8.3116	-9.7708	+9.4608	1.2297	9.7267
836	9.2196	9.0209	+0.0379	-9.1930	-9.8132	+9.9002	1.2291	9.7282
837	9.4417	9.2439	-9.5707	-9.4325	-9.7873	+9.9174	1.2288	9.7288
838	8.9034	8.7069	+0.5795	+8.7557	+8.8865	-9.7785	1.2285	9.7297
839	8.9136	8.7206	0.3622	-8.7761	-9.8392	+9.8778	1.2274	9.7322
840	8.9602	8.7679	0.3312	-8.8571	-9.8407	+9.8219	1.2272	9.7327
841	8.7594	8.5678	0.5097	+8.1008	-9.4839	-9.2662	1.2270	9.7332
842	8.8469	8.6572	0.5589	+8.6283	-8.2480	-9.7057	1.2265	9.7345
843	8.8537	8.6737	0.5639	+8.6509	+7.8751	-9.7186	1.2236	9.7414
844	8.8889	8.7200	0.5808	+8.7348	+8.9258	-9.7639	1.2201	9.7491
845	8.8900	8.7213	0.5813	+8.7372	+8.9360	-9.7650	1.2201	9.7491
846	8.9532	8.7987	0.3158	-8.8529	-9.8570	+9.8130	1.2155	9.7588
847	8.7368	8.5840	0.4902	+7.1697	-9.6214	-8.3456	1.2149	9.7599
848	8.9239	8.7794	0.6012	+8.8068	+9.2167	-9.7929	1.2122	9.7654
849	8.7971	8.6638	0.4140	-8.5093	-9.8309	+9.6183	1.2083	9.7728
850	-8.8546	-8.7238	+0.5768	+8.6758	+8.8395	-9.7264	+1.2074	-9.7744

CATALOGUE OF 1500 STARS.

No.	R. A. C.	Constellation.	Mag.	Right Ascension, Jan. 1, 1850.			Annual Variation.	North Polar Dist., Jan. 1, 1850.			Annual Variation.	
				h.	m.	s.		°	'	"		
851	4812	27 Bootis,	γ	3 $\frac{1}{2}$	14	26	2.20*	+2.429	51	2	0.1*	+15.98
852	4821	Lupi,	ρ	5		27	49.93	+3.998	138	46	7.9	16.25
853	4822	5 Ursæ Minoris,		4		27	54.43*	-0.244	13	38	14.3*	16.05
854	4823	28 Bootis,	σ	5		28	9.02*	+2.615	59	36	3.7	15.89
855	4831	Centauri,	α^1	4		29	26.46	4.018	150	12	53.8	15.11
856	4832	Centauri,	α^2	1		29	28.00	4.018	150	12	37.4	15.11
857	4833	Apodis,	α	4 $\frac{1}{2}$		29	29.31	7.009	168	24	1.9	15.89
858	4835	Circini,	α	4		30	27.77	4.739	154	19	0.9	16.15
859	4839	Lupi,	α	3		31	58.96	3.941	136	44	26.2	15.88
860	4842	Centauri,		5		32	39.59	3.697	127	8	45.7	15.83
861	4847	29 Bootis,	π	3 $\frac{1}{2}$		33	40.55	2.816	72	56	7.1	15.69
862	4849	30 Bootis,	ζ	3 $\frac{1}{2}$		33	59.35*	2.861	75	37	31.6*	15.70
863	4850	31 Bootis,		5		34	16.99	2.947	81	11	36.9	15.70
864	4852	Centauri,		5		34	30.02	3.637	124	31	26.3	15.93
865	4855	107 Virginis,	μ	4 $\frac{1}{2}$		35	9.62*	3.155	95	0	12.2*	15.96
866	4864	34 Bootis,		4 $\frac{1}{2}$		36	49.91	2.642	62	49	53.6	15.53
867	4873	35 Bootis,	o	4 $\frac{1}{2}$		38	14.67	2.800	72	23	49.6	15.48
868	4876	36 Bootis,	ϵ	3		38	26.14*	2.622	62	17	27.3*	15.45
869	4878	109 Virginis,		4		38	40.24	3.029	87	28	17.4	15.46
870	4880	56 Hydræ,		5		39	0.00	3.478	115	27	20.5*	15.51
871	4882	57 Hydræ,		5		39	11.59*	3.483	116	0	50.9*	15.48
872	4890	7 Libræ,	μ	5		41	6.22*	3.279	103	31	14.0*	15.31
873	4891	58 Hydræ,		5		41	29.44*	3.503	117	19	55.8*	15.32
874	4892	Lupi,	o	5		41	52.47	3.885	132	57	3.2	15.41
875	4895	9 Libræ,	α	3		42	35.31*	3.309	105	24	54.7*	15.29
876	4905	37 Bootis,	ξ	3 $\frac{1}{2}$		44	28.28	2.767	70	16	28.4	15.25
877	4922	15 Libræ,	ξ^2	5		48	38.13*	3.245	100	48	4.4*	14.90
878	4924	Lupi,	β	3		48	43.91	3.891	132	31	32.0	14.98
879	4928	Centauri,	κ	3		49	25.53	+3.865	131	29	52.6	14.81
880	4936	7 Ursæ Minoris,	β	3		51	12.03*	-0.273	15	13	53.8*	14.78
881	4939	19 Libræ,	δ	4 $\frac{1}{2}$		52	57.84*	+3.197	97	55	13.0*	14.62
882	4948	Lupi,	π	5		54	55.81	4.039	136	27	36.4	14.63
883	4949	Draconis,		5		55	12.83	0.935	23	28	9.4	14.42
884	4950	20 Libræ,		3 $\frac{1}{2}$		55	18.10*	3.496	114	41	19.7*	14.50
885	4951	110 Virginis,		5		55	19.57	3.027	87	18	57.7	14.46
886	4958	42 Bootis,	β	3		56	17.80*	2.264	49	0	55.2*	14.46
887	4969	43 Bootis,	ψ	5		58	1.19	2.572	62	27	53.6*	14.30
888	4970	21 Libræ,	ν^1	5		58	16.19	3.335	105	40	16.8	14.32
889	4973	Lupi,	λ	5		58	45.79	3.996	134	41	57.5	14.48
890	4974	44 Bootis,	ν^2	5		58	50.82*	1.978	41	45	35.0*	14.22
891	4981	45 Bootis,	c	5	15	0	42.75	+2.632	64	32	36.0	14.30
892	4982	Ursæ Minoris,		5		0	44.05	-4.797	6	52	24.6	14.14
893	4986	Lupi,	κ	5		1	31.97	+4.115	138	9	44.8	14.19
894	4987	Lupi,	ζ	4		1	32.30	4.250	141	31	27.9	14.31
895	5005	Triang. Aust.,	γ	3		4	59.47	5.456	158	7	9.5	13.92
896	5011	Circini,	β	5		5	48.85	4.613	148	14	4.8	13.85
897	5028	Lupi,	μ	5		8	7.65	4.127	137	19	6.9	13.85
898	5031	48 Bootis,	χ	5		8	12.96	2.508	60	16	35.8	13.65
899	5032	2 Lupi,		4 $\frac{1}{2}$		8	42.96*	3.631	119	35	33.9*	13.69
900	5034	27 Libræ,	β	2 $\frac{1}{2}$	15	8	56.44*	+3.220	98	49	33.1*	+13.62

CATALOGUE OF 1500 STARS.

No.	Logarithms of				Logarithms of			
	a	b	c	d	a'	b'	c'	d'
851	-8.8383	-8.7077	+0.3851	-8.6369	-9.8522	+9.7037	+1.2073	-9.7745
852	8.9076	8.7840	+0.6007	+8.7838	+9.2206	-9.7788	1.2048	9.7790
853	9.3539	9.2306	-9.3876	-9.3415	-9.8368	+9.8901	1.2047	9.7792
854	8.7903	8.6680	+0.4147	-8.4945	-9.8319	+9.6063	1.2044	9.7798
855	9.0281	8.9108	0.6521	+8.9665	+9.4929	-9.8387	1.2025	9.7831
856	9.0280	8.9109	0.6521	+8.9664	+9.4929	-9.8387	1.2025	9.7831
857	9.4208	9.3038	0.8466	+9.4118	+9.7053	-9.8913	1.2024	9.7832
858	9.0858	8.9726	0.6783	+9.0406	+9.5587	-9.8536	1.2010	9.7856
859	8.8846	8.7773	0.5961	+8.7469	+9.1787	-9.7589	1.1988	9.7893
860	8.8180	8.7133	0.5678	+8.5989	+8.4346	-9.6765	1.1978	9.7909
861	8.7375	8.6368	0.4496	-8.2050	-9.7762	+9.3616	1.1963	9.7934
862	8.7313	8.6318	0.4560	-8.1262	-9.7596	+9.2885	1.1958	9.7941
863	8.7222	8.6239	0.4686	-7.9071	-9.7196	+9.0781	1.1953	9.7948
864	8.8008	8.7034	0.5617	+8.5542	-7.5682	-9.6462	1.1950	9.7953
865	8.7174	8.6225	0.4975	+7.6579	-9.5772	-9.8323	1.1940	9.7969
866	8.7639	8.6755	0.4211	-8.4234	-9.8291	+9.5488	1.1914	9.8008
867	8.7318	8.6488	0.4472	-8.2124	-9.7826	+9.3676	1.1892	9.8041
868	8.7635	8.6813	0.4188	-8.4310	-9.8330	+9.5542	1.1889	9.8045
869	8.7107	8.6294	0.4819	-7.3553	-9.6644	+8.5310	1.1886	9.8051
870	8.7541	8.6741	0.5413	+8.3874	-9.0682	-9.5191	1.1881	9.8058
871	8.7558	8.6765	0.5426	+8.3979	-9.0382	-9.5276	1.1878	9.8062
872	8.7186	8.6467	0.5157	+8.0874	-9.4327	-9.2513	1.1847	9.8106
873	8.7572	8.6867	0.5463	+8.4191	-8.9450	-9.5438	1.1841	9.8114
874	8.8407	8.7717	0.5887	+8.6741	+9.0955	-9.7146	1.1835	9.8123
875	8.7199	8.6537	0.5199	+8.1445	-9.3897	-9.3047	1.1823	9.8139
876	8.7272	8.6681	0.4402	-8.2555	-9.7997	+9.4053	1.1792	9.8180
877	8.7017	8.6585	0.5108	+7.9744	-9.4778	-9.1428	1.1722	9.8269
878	8.8263	8.7835	0.5904	+8.6562	+9.1274	-9.6997	1.1720	9.8271
879	8.8181	8.7779	+0.5874	+8.6393	+9.0842	-9.6899	1.1709	9.8285
880	9.2699	9.2366	-9.4242	-9.2544	-9.8863	+9.8500	1.1678	9.8322
881	8.6905	8.6638	+0.5049	+7.8297	-9.5256	-9.0016	1.1646	9.8357
882	8.8447	8.8254	0.6067	+8.7049	+9.3058	-9.7192	1.1611	9.8397
883	9.0821	9.0640	9.9727	-9.0446	-9.9073	+9.8209	1.1606	9.8402
884	8.7237	8.7059	0.5436	+8.3446	-9.0216	-9.4791	1.1604	9.8404
885	8.6826	8.6648	0.4810	-7.3530	-9.6683	+8.5286	1.1604	9.8405
886	8.8024	8.7884	0.3546	-8.6192	-9.8942	+9.6732	1.1586	9.8424
887	8.7293	8.7218	0.4120	-8.3942	-9.8506	+9.5181	1.1554	9.8457
888	8.6931	8.6865	0.5229	+8.1247	-9.3583	-9.2843	1.1550	9.8462
889	8.8240	8.8193	0.6022	+8.6712	+9.2700	-9.6990	1.1540	9.8471
890	8.8521	8.8477	0.3047	-8.7248	-9.9105	+9.7244	1.1539	9.8473
891	8.7164	8.7191	+0.4182	-8.3497	-9.8431	+9.4814	1.1504	9.8508
892	9.5940	9.5968	-0.6810	-9.5909	-9.8786	+9.8450	1.1503	9.8509
893	8.8463	8.8521	+0.6163	+8.7185	+9.3817	-9.7187	1.1488	9.8524
894	8.8765	8.8824	0.6302	+8.7702	+9.4583	-9.7402	1.1488	9.8524
895	9.0924	9.1113	0.7384	+9.0599	+9.7064	-9.8074	1.1420	9.8587
896	8.9407	8.9628	0.6661	+8.8703	+9.5886	-9.7677	1.1404	9.8602
897	8.8263	8.8571	0.6161	+8.6926	+9.3869	-9.6999	1.1357	9.8644
898	8.7185	8.7497	0.4000	-8.4138	-9.8691	+9.5287	1.1356	9.8645
899	8.7169	8.7500	0.5596	+8.4105	-8.1818	-9.5259	1.1345	9.8654
900	-8.6609	-8.6949	+0.5083	+7.8468	-9.5000	-9.0178	+1.1341	-9.8658

CATALOGUE OF 1500 STARS.

No.	B. A. C.	Constellation.	Mag.	Right Ascension, Jan. 1, 1850.			Annual Variation.	North Polar Dist., Jan. 1, 1850.			Annual Variation.	
				A.	m.	s.		°	'	"		
901	5036	49 Bootis,	<i>δ</i>	3½	15	9	27.44*	+2.421	56	7	21.8*	+13.67
902	5046	Lupi,	<i>δ</i>	4	11	32.50	3.898	130	6	4.1	13.65	
903	5049	Lupi,	<i>ν</i> ¹	5	11	42.44	4.138	137	22	36.1	13.67	
904	5054	Lupi,	<i>φ</i> ¹	5	12	18.66	3.791	125	42	44.9	13.46	
905	5056	Lupi,	<i>ε</i>	4½	12	30.65	4.028	134	8	44.4	13.57	
906	5060	Lupi,	<i>φ</i> ²	5	13	35.42	+3.802	126	18	58.8	13.39	
907	5079	11 Ursæ Minoris,		5	17	15.32*	-0.086	17	37	53.5*	13.06	
908	5084	51 Bootis,	<i>μ</i>	4	18	49.42*	+2.267	52	5	39.0*	12.89	
909	5089	32 Libræ,	<i>ζ</i> ¹	4	29	48.27*	+3.374	106	11	22.9*	12.94	
910	5094	13 Ursæ Minoris,	<i>γ</i>	3½	21	0.38*	-0.146	17	37	56.0*	12.77	
911	5097	12 Draconis,	<i>ι</i>	3	21	36.00*	+1.332	30	30	24.8*	12.76	
912	5098	3 Coronæ Bor.,	<i>β</i>	4	21	38.99	2.480	60	22	27.3*	12.71	
913	5103	Triang. Aust.,	<i>ε</i>	5	23	3.22	5.356	155	48	22.5	12.93	
914	5118	Lupi,	<i>γ</i>	3	25	9.82	3.963	130	39	29.7	12.71	
915	5125	37 Libræ,		4	25	59.19*	3.268	99	32	46.7*	12.72	
916	5131	4 Coronæ Bor.,	<i>θ</i>	4½	26	52.95	2.415	58	7	52.5	12.44	
917	5134	38 Libræ,	<i>γ</i>	4½	27	8.48*	3.344	104	17	6.7*	12.39	
918	5135	13 Serpentis,	<i>δ</i>	3	27	38.64	2.866	78	57	20.3	12.32	
919	5138	39 Libræ,		4	27	55.82*	3.624	117	38	1.5*	12.32	
920	5139	Lupi,	<i>ι</i>	5	27	58.18	4.018	132	4	16.9	12.49	
921	5143	5 Coronæ Bor.,	<i>α</i>	2½	28	20.25*	2.539	62	46	39.0*	12.39	
922	5151	40 Libræ,		4½	29	27.28*	3.662	119	16	47.7*	12.29	
923	5155	6 Coronæ Bor.,	<i>μ</i>	5	29	44.71*	2.200	50	29	20.8*	12.23	
924	5165	Lupi,		5	30	53.87	4.090	134	9	32.9	12.49	
925	5176	43 Libræ,	<i>κ</i>	5	33	18.75*	3.445	109	11	18.6*	12.06	
926	5178	7 Coronæ Bor.,	<i>ζ</i>	5	33	44.09	2.271	52	52	28.2	12.05	
927	5187	21 Serpentis,	<i>ι</i>	5	34	51.89	2.670	69	50	34.8	11.89	
928	5190	44 Libræ,	<i>η</i>	4½	35	38.48*	+3.371	105	11	27.1*	11.86	
929	5191	15 Ursæ Minoris,	<i>θ</i>	5	35	58.15*	-1.976	12	9	11.9*	11.79	
930	5192	8 Coronæ Bor.,	<i>γ</i>	5	36	26.63	+2.519	63	13	31.5	11.68	
931	5196	24 Serpentis,	<i>α</i>	2½	36	52.92*	2.953	83	5	56.0*	11.67	
932	5214	27 Serpentis,	<i>λ</i>	4½	39	10.15*	2.912	82	10	23.9*	11.60	
933	5216	28 Serpentis,	<i>β</i>	3½	39	15.99	2.767	74	6	16.2	11.56	
934	5224	Triang. Aust.,	<i>κ</i>	5	40	46.23	5.836	158	8	52.2	11.46	
935	5227	5 Lupi,	<i>χ</i>	4	41	26.51*	3.789	123	9	56.5*	11.46	
936	5230	32 Serpentis,	<i>μ</i>	3½	41	47.94	3.128	92	58	0.4	11.38	
937	5232	1 Scorpii,	<i>δ</i>	5	41	58.05*	3.592	115	17	26.2*	11.40	
938	5233	Triang. Aust.,	<i>β</i>	3	41	59.10	5.205	152	57	36.8	11.73	
939	5234	35 Serpentis,	<i>κ</i>	4	41	59.54	2.700	71	23	28.4	11.41	
940	5244	10 Coronæ Bor.,	<i>δ</i>	4½	43	18.29	2.512	63	28	6.7	11.30	
941	5245	37 Serpentis,	<i>ε</i>	3	43	20.57	2.989	85	4	3.3	11.21	
942	5250	2 Scorpii,	<i>A</i>	5	44	37.01*	3.587	114	52	29.1*	11.19	
943	5251	45 Libræ,	<i>λ</i>	4	44	38.15*	3.471	109	42	50.7*	11.19	
944	5252	38 Serpentis,	<i>ρ</i>	4½	44	40.80	2.635	68	34	1.4	11.11	
945	5257	46 Libræ,	<i>θ</i>	4½	45	17.47*	3.410	106	17	5.3*	10.99	
946	5259	11 Coronæ Bor.,	<i>κ</i>	5	45	34.78	2.256	53	52	25.6	11.43	
947	5268	Lupi,	<i>ξ</i>	4½	47	18.95	3.817	123	31	16.4	10.98	
948	5272	5 Scorpii,	<i>ρ</i>	4	47	37.93*	3.689	118	46	17.6*	10.97	
949	5279	Draconis,		5	48	47.63*	1.401	33	43	42.6*	10.86	
950	5284	41 Serpentis,	<i>γ</i>	3	15	49	31.72*	+2.769	73	50	40.4	+12.05

CATALOGUE OF 1500 STARS.

No.	Logarithms of				Logarithms of			
	a	b	c	d	a'	b'	c'	d'
901	-8.7355	-8.7714	+0.3821	-8.4817	-9.8867	+9.5770	+1.1330	-9.8667
902	8.7668	8.8106	0.5917	+8.5758	+9.1641	-9.6355	1.1287	9.8703
903	8.8193	8.8638	0.6179	+8.6861	+9.4019	-9.6929	1.1284	9.8706
904	8.7392	8.7860	0.5782	+8.5054	+8.9133	-9.5911	1.1271	9.8716
905	8.7925	8.8400	0.6061	+8.6354	+9.3164	-9.6673	1.1267	9.8719
906	8.7398	8.7915	+0.5804	+8.5123	+8.9694	-9.5946	1.1244	9.8738
907	9.1568	9.2225	-9.0770	-9.1359	-9.9315	+9.7933	1.1164	9.8799
908	8.7375	8.8092	+0.3573	-8.5260	-9.9090	+9.5991	1.1129	9.8824
909	8.6500	8.7254	+0.5273	+8.0953	-9.3084	-9.2538	1.1107	9.8839
910	9.1484	9.2285	-9.2138	-9.1275	-9.9366	+9.7849	1.1080	9.8859
911	8.9228	9.0051	+0.1213	-8.8581	-9.9466	+9.7397	1.1066	9.8868
912	8.6891	8.7716	0.3953	-8.3831	-9.8798	+9.4983	1.1065	9.8869
913	9.0124	9.1004	0.7304	+8.9725	+9.7232	-9.7612	1.1033	9.8890
914	8.7400	8.8362	0.5984	+8.5540	+9.2533	-9.6101	1.0984	9.8923
915	8.6242	8.7235	0.5114	+7.8439	-9.4745	-9.0139	1.0964	9.8935
916	8.6869	8.7897	0.3835	-8.4095	-9.8938	+9.5147	1.0943	9.8949
917	8.6290	8.7328	0.5235	+8.0212	-9.3553	-9.1837	1.0936	9.8953
918	8.6222	8.7280	0.4572	-7.9046	-9.7610	+9.0725	1.0924	9.8960
919	8.6660	8.7729	0.5590	+8.3324	-8.2810	-9.4559	1.0917	9.8964
920	8.7427	8.8498	0.6044	+8.5688	+9.3137	-9.6155	1.0916	9.8965
921	8.6634	8.7719	0.4028	-8.3238	-9.8732	+9.4489	1.0907	9.8970
922	8.6691	8.7820	0.5640	+8.3584	+7.9445	-9.4752	1.0880	9.8987
923	8.7217	8.8357	0.3418	-8.5253	-9.9238	+9.5887	1.0873	9.8991
924	8.7505	8.8688	0.6132	+8.5935	+9.3856	-9.6254	1.0846	9.9007
925	8.6249	8.7529	0.5370	+8.1416	-9.1652	-9.2929	1.0784	9.9042
926	8.6974	8.8271	0.3537	-8.4781	-9.9195	+9.5558	1.0773	9.9048
927	8.6235	8.7578	0.4273	-8.1608	-9.8358	+9.3095	1.0744	9.9064
928	8.6095	8.7468	+0.5269	+8.0278	-9.3162	-9.1885	1.0729	9.9075
929	9.2699	9.4085	-0.2904	-9.2600	-9.9456	+9.7594	1.0715	9.9079
930	8.6412	8.7817	+0.4021	-8.2949	-9.8765	+9.4217	1.0703	9.9086
931	8.5940	8.7362	0.4683	-7.6737	-9.7229	+8.8467	1.0691	9.9092
932	8.5888	8.7402	0.4654	-7.7229	-9.7334	+8.8950	1.0631	9.9123
933	8.6014	8.7532	0.4408	-8.0390	-9.8071	+9.1981	1.0628	9.9124
934	9.0096	9.1675	0.7640	+8.9772	+9.7786	-9.7241	1.0587	9.9144
935	8.6558	8.8164	0.5786	+8.3939	+8.9385	-9.4927	1.0569	9.9153
936	8.5782	8.7402	0.4952	+7.2921	-9.5920	-8.4676	1.0559	9.9157
937	8.6209	8.7836	0.5552	+8.2515	-8.6064	-9.3839	1.0554	9.9160
938	8.9194	9.0823	0.7185	+8.8692	+9.7297	-9.7029	1.0554	9.9160
939	8.6004	8.7632	0.4313	-8.1043	-9.8289	+9.2571	1.0554	9.9160
940	8.6218	8.7899	0.4011	-8.2718	-9.8796	+9.3995	1.0517	9.9177
941	8.5749	8.7433	0.4735	-7.5093	-9.7020	+8.6838	1.0516	9.9177
942	8.6120	8.7856	0.5546	+8.2359	-8.6464	-9.3697	1.0480	9.9194
943	8.5959	8.7695	0.5401	+8.1240	-9.1082	-9.2738	1.0480	9.9194
944	8.6007	8.7745	0.4207	-8.1635	-9.8498	+9.3084	1.0479	9.9194
945	8.5856	8.7619	0.5309	+8.0334	-9.2629	-9.1917	1.0461	9.9202
946	8.6597	8.8372	0.3537	-8.4303	-9.9251	+9.5136	1.0453	9.9206
947	8.6410	8.8257	0.5811	+8.3831	+9.0022	-9.4802	1.0403	9.9228
948	8.6183	8.8043	0.5665	+8.3007	+8.3579	-9.4196	1.0394	9.9231
949	8.8132	9.0040	0.1422	-8.7331	-9.9732	+9.6537	1.0360	9.9246
950	-8.5730	-8.7669	+0.4384	-8.0175	-9.8137	+9.1761	+1.0338	-9.9255

CATALOGUE OF 1500 STARS.

No.	B. A. C.	Constellation.	Mag.	Right Ascension, Jan. 1, 1850.			Annual Variation.	North Polar Dist., Jan. 1, 1850.			Annual Variation.
				<i>h.</i>	<i>m.</i>	<i>s.</i>		<i>°</i>	<i>'</i>	<i>"</i>	
951	5285	16 Ursæ Minoris, ζ	4	15	49	31.76*	-2.316	11	44	48.0*	+10.81
952	5289	6 Scorpii, π	3½	49	47.12*	+3.615	115	40	39.2*	10.85	
953	5290	48 Libræ,	4½	49	47.74*	3.349	103	50	32.5*	10.78	
954	5292	Lupi,	4½	50	11.69	3.946	127	57	44.5	10.87	
955	5302	13 Coronæ Bor., ε	4½	51	22.73*	2.487	62	41	4.7*	10.70	
956	5303	7 Scorpii, δ	3	51	28.31*	3.535	112	11	24.8*	10.68	
957	5322	44 Serpentis, π	4½	55	50.14	2.581	66	46	31.7	10.26	
958	5323	Normæ, δ	5	55	54.22	4.198	134	45	41.1	10.49	
959	5324	51 Libræ, α	4½	56	7.67*	3.291	100	57	18.0	10.34	
960	5329	8 Scorpii, β ¹	2	56	43.31*	3.478	109	23	25.3*	10.30	
961	5331	Lupi, θ	4½	56	45.38*	3.921	126	23	21.3*	10.35	
962	5337	9 Scorpii, ω ¹	4½	58	2.51	3.502	110	15	27.2	10.17	
963	5338	6 Herculis, υ	5	58	7.43*	1.861	43	32	40.5*	10.24	
964	5342	10 Scorpii, ω ²	4½	58	36.94*	3.508	110	27	31.0*	10.15	
965	5347	Scorpii, φ	5	58	59.55	3.642	115	55	13.3	10.17	
966	5348	13 Draconis, θ	3	59	5.22*	1.124	31	1	58.6*	9.78	
967	5375	Triang. Aust., δ	4½	16	49.66	5.364	153	17	41.7	9.88	
968	5381	13 Scorpii, ε ²	5	3	4.50*	3.689	117	31	55.1*	9.80	
969	5382	14 Scorpii, υ	4	3	17.04*	3.478	109	3	58.9*	9.75	
970	5386	15 Scorpii, ψ	5	3	48.53*	3.271	99	40	16.8	9.78	
971	5388	11 Herculis, φ	5	4	2.15	1.869	44	40	10.8	9.70	
972	5406	Draconis, α	5	5	55.91*	0.127	21	47	39.6*	9.50	
973	5414	1 Ophiuchi, δ	3	6	29.31*	3.138	93	18	14.5*	9.64	
974	5420	18 Scorpii, ζ	5	7	28.30*	3.250	97	58	3.9	9.96	
975	5425	Normæ, γ ²	5	8	38.46	4.455	139	46	55.2	9.52	
976	5437	2 Ophiuchi, ε	3	10	23.41*	3.168	94	19	22.2*	9.19	
977	5439	Apodis, γ	5	10	36.26	8.782	168	33	7.8	10.34	
978	5447	20 Scorpii, σ	4	12	4.73*	3.634	115	13	39.8*	9.10	
979	5456	50 Serpentis, σ	5	14	28.83	3.035	88	36	49.4	8.84	
980	5459	Draconis, α	5	14	45.56*	+0.983	29	51	47.5*	8.89	
981	5462	19 Ursæ Minoris, α	5	15	9.79*	-1.863	13	44	49.0*	8.86	
982	5463	22 Herculis, τ	4	15	13.93*	+1.799	43	19	37.6*	8.83	
983	5466	20 Herculis, γ	3½	15	18.29	2.645	70	29	28.4	8.80	
984	5467	4 Ophiuchi, ψ	5	15	19.86*	3.501	109	40	53.4*	8.90	
985	5473	19 Coronæ Bor., ξ	5	16	15.27	2.340	58	45	22.3	8.63	
986	5477	5 Ophiuchi, ρ	5	16	35.90	3.586	113	5	44.8	8.72	
987	5479	20 Coronæ Bor., υ ¹	5	16	42.67*	2.261	55	50	41.2*	8.82	
988	5480	21 Coronæ Bor., υ ²	5	16	50.23*	2.269	55	56	40.9*	8.75	
989	5489	7 Ophiuchi, χ	5	18	20.16*	3.468	108	6	40.1*	8.60	
990	5490	24 Herculis, ω	5	18	29.44	2.752	75	37	2.5	8.62	
991	5494	Ophiuchi, θ	5	19	37.94	3.225	97	14	51.0	8.51	
992	5495	3 Ophiuchi, υ	5	19	41.78*	3.254	98	1	55.3*	8.50	
993	5496	25 Herculis, α	5	20	3.57	2.134	52	15	40.8	8.47	
994	5498	21 Scorpii, α	1	20	13.07*	3.668	116	5	38.9*	8.49	
995	5502	Draconis, α	5	21	8.75*	1.300	34	27	6.9*	8.39	
996	5508	Scorpii, δ	4	21	35.40*	3.899	124	22	24.8*	8.43	
997	5510	Apodis, β	5	21	49.41	+8.313	167	11	26.5	8.63	
998	5511	21 Ursæ Minoris, η	5	21	57.21*	-1.839	13	54	4.8*	8.12	
999	5512	14 Draconis, η	3	21	58.36*	+0.820	28	8	42.4*	8.24	
1000	5516	8 Ophiuchi, φ	4½	16	22	33.61*	+3.430	106	16	50.9*	+8.30

CATALOGUE OF 1500 STARS.

No.	Logarithms of				Logarithms of			
	a	b	c	d	a'	b'	c'	d'
951	-9.2468	-9.4406	-0.3701	-9.2376	-9.9605	+9.7224	+1.0338	-9.9255
952	8.5999	8.7948	+0.5578	+8.2367	-8.4133	-9.3676	1.0331	9.9258
953	8.5675	8.7625	0.5248	+7.9464	-9.3418	-9.1097	1.0330	9.9258
954	8.6568	8.8534	0.5967	+8.4458	+9.2480	-9.5186	1.0319	9.9263
955	8.6013	8.8029	0.3955	-8.2631	-9.8888	+9.3878	1.0283	9.9277
956	8.5831	8.7851	0.5481	+8.1603	-8.9138	-9.3029	1.0280	9.9278
957	8.5730	8.7935	0.4115	-8.1688	-9.8673	+9.3082	1.0146	9.9329
958	8.6848	8.9056	0.6240	+8.5324	+9.4703	-9.5598	1.0144	9.9330
959	8.5433	8.7651	0.5175	+7.8222	-9.4203	-8.9903	1.0137	9.9332
960	8.5588	8.7832	0.5409	+8.0800	-9.0941	-9.2307	1.0118	9.9339
961	8.6276	8.8520	0.5929	+8.4008	+9.2047	-9.4827	1.0117	9.9339
962	8.5570	8.7870	0.5436	+8.0964	-9.0362	-9.2447	1.0076	9.9354
963	8.6908	8.9212	0.2691	-8.5511	-9.9655	+9.5653	1.0073	9.9355
964	8.5557	8.7882	0.5442	+8.0992	-9.0212	-9.2470	1.0057	9.9360
965	8.5722	8.8064	0.5601	+8.2128	-8.1038	-9.3429	1.0045	9.9364
966	8.8136	9.0482	0.0609	-8.7465	-9.9841	+9.6349	1.0042	9.9365
967	8.8642	9.1108	0.7310	+8.8152	+9.7651	-9.6439	0.9951	9.9395
968	8.5648	8.8170	0.5657	+8.2297	+8.2695	-9.3536	0.9909	9.9408
969	8.5364	8.7895	0.5408	+8.0505	-9.0969	-9.2021	0.9902	9.9411
970	8.5164	8.7718	0.5145	+7.7417	-9.4486	-8.9115	0.9885	9.9416
971	8.6624	8.9188	0.2759	-8.5144	-9.9672	+9.5374	0.9877	9.9419
972	8.9331	9.1981	9.1222	-8.9009	-9.9899	+9.6467	0.9811	9.9438
973	8.5016	8.7690	0.4967	+7.2622	-9.5826	-8.4376	0.9792	9.9444
974	8.5016	8.7735	0.5100	+7.6434	-9.4880	-8.8153	0.9757	9.9454
975	8.6832	8.9605	0.6502	+8.5661	+9.5966	-9.5522	0.9715	9.9466
976	8.4881	8.7735	0.4997	+7.3653	-9.5632	-8.5402	0.9652	9.9483
977	9.1884	9.4747	0.9511	+9.1797	+9.8945	-9.6535	0.9644	9.9485
978	8.5242	8.8174	0.5602	+8.1538	-8.1072	-9.2864	0.9590	9.9500
979	8.4717	8.7763	0.4831	-6.8555	-9.6585	+8.0314	0.9499	9.9522
980	8.7734	9.0792	+9.9927	-8.7115	-9.9972	+9.5848	0.9489	9.9525
981	9.0932	9.4009	-0.2630	-9.0806	-9.9888	+9.6326	0.9474	9.9529
982	8.6323	8.9404	+0.2550	-8.4941	-9.9780	+9.5066	0.9470	9.9530
983	8.4941	8.8026	0.4225	-8.0178	-9.8505	+9.1682	0.9468	9.9530
984	8.4945	8.8031	0.5440	+8.0218	-9.0265	-9.1718	0.9467	9.9530
985	8.5328	8.8459	0.3694	-8.2477	-9.9229	+9.3558	0.9431	9.9539
986	8.4997	8.8144	0.5543	+8.0933	-8.6646	-9.2331	0.9417	9.9542
987	8.5452	8.8605	0.3530	-8.2945	-9.9368	+9.3884	0.9413	9.9543
988	8.5442	8.8601	0.3535	-8.2924	-9.9364	+9.3867	0.9408	9.9544
989	8.4786	8.8018	0.5398	+7.9712	-9.1196	-9.1252	0.9349	9.9558
990	8.4698	8.7937	0.4410	-7.8649	-9.8094	+9.0272	0.9343	9.9559
991	8.4548	8.7843	0.5085	+7.5557	-9.5000	-8.7284	0.9297	9.9570
992	8.4554	8.7852	0.5108	+7.6006	-9.4817	-8.7724	0.9294	9.9570
993	8.5515	8.8832	0.3289	-8.3383	-9.9533	+9.4125	0.9279	9.9573
994	8.4957	8.8281	0.5640	+8.1390	+7.9590	-9.2684	0.9273	9.9575
995	8.6926	9.0296	0.1140	-8.6088	-9.9976	+9.5375	0.9235	9.9583
996	8.5267	8.8659	0.5913	+8.2784	+9.1906	-9.3711	0.9216	9.9587
997	9.0966	9.4370	+0.9253	+9.0857	+9.8981	-9.6075	0.9207	9.9589
998	9.0811	9.4022	-0.2658	-9.0482	-9.9945	+9.6050	0.9201	9.9590
999	8.7681	9.1092	+9.9012	-8.7134	-0.0030	+9.5632	0.9201	9.9590
1000	-8.4571	-8.8012	+0.5348	+7.9048	-9.2074	-9.0631	+0.9176	-9.9595

CATALOGUE OF 1500 STARS.

No.	B. A. C.	Constellation.	Mag.	Right Ascension, Jan. 1, 1850.			Annual Variation.	North Polar Dist., Jan. 1, 1850.			Annual Variation.	
				h.	m.	s.		°	'	"		
1001	5519	9 Ophiuchi,	ω	5	16	23	15.10*	+3.546	111	8	25.8*	+ 8.14
1002	5520	10 Ophiuchi,	λ	4		23	21.16*	3.027	87	41	0.7*	8.27
1003	5523	30 Hercules,	g	5		23	43.05*	1.969	47	47	7.5*	8.09
1004	5525	27 Hercules,	β	2½		23	46.43	2.576	68	10	45.9	8.17
1005	5532	29 Hercules,	h	4½		25	35.41	2.806	78	11	6.6	8.08
1006	5536	Triang. Aust.,	η^1	5		26	3.79	6.165	157	59	26.4	8.25
1007	5538	Scorpii,		5		26	30.81	3.932	124	56	29.5	8.09
1008	5539	23 Scorpii,	τ	3½		26	33.13*	+3.725	117	53	58.0*	7.94
1009	5545	15 Draconis,	A	4½		28	18.10*	-0.148	20	54	26.9*	7.79
1010	5547	12 Ophiuchi,		5		28	28.89	+3.144	91	59	59.1	8.12
1011	5548	13 Ophiuchi,	ζ	3½		28	54.21*	3.299	100	15	31.3*	7.73
1012	5552	35 Hercules,	σ	4		29	16.10*	1.932	47	15	3.1*	7.69
1013	5554	Aræ,	α	4		29	41.91	5.263	150	37	16.4	7.70
1014	5578	Triang. Aust.,	a	2		32	50.13	6.263	158	44	34.6	7.53
1015	5579	Ophiuchi,		5		32	54.17*	3.461	107	26	48.7*	7.41
1016	5596	42 Hercules,		5		34	40.64*	1.629	40	46	34.0*	7.31
1017	5604	40 Hercules,	ζ	3		35	37.99*	2.265	58	7	20.4*	6.79
1018	5609	Aræ,	η	4½		36	51.64	5.135	148	45	55.8	7.13
1019	5617	44 Hercules,	η	3		37	45.30*	2.054	50	47	22.3*	7.11
1020	5621	43 Hercules,	ι	5		38	38.05	2.876	81	8	22.9	6.93
1021	5628	18 Draconis,	g	5		39	53.42*	0.393	25	7	34.5*	6.92
1022	5632	26 Scorpii,	ϵ	3		40	27.43*	3.875	124	0	58.0*	7.12
1023	5637	20 Ophiuchi,		5		41	32.39*	3.312	100	30	46.6*	6.81
1024	5638	Scorpii,	μ^1	3		41	43.15	4.047	127	47	4.1	6.85
1025	5640	Scorpii,	μ^2	4		42	11.07	4.044	127	45	22.0	6.79
1026	5643	Draconis,		5		42	26.93	1.125	32	56	57.5	6.66
1027	5648	47 Hercules,	k	5		43	2.45	2.909	82	29	19.7	6.59
1028	5651	Scorpii,	ζ^1	4½		43	25.40	4.202	132	6	24.8	6.72
1029	5661	Scorpii,	ζ^2	3		44	2.33	4.197	132	5	56.3	6.90
1030	5666	50 Hercules,		5		44	47.81	2.338	59	56	4.4	6.46
1031	5667	52 Hercules,		5		44	50.79*	1.745	43	45	10.1*	6.53
1032	5683	Aræ,	ζ	3½		46	13.56	4.925	145	44	45.2	6.41
1033	5688	23 Ophiuchi,		5		46	34.93	3.203	95	54	14.5	6.41
1034	5692	25 Ophiuchi,	ι	4		46	54.81*	2.836	79	35	1.2*	6.33
1035	5693	53 Hercules,		5		47	16.85*	2.269	58	2	49.1*	6.26
1036	5697	Aræ,	ϵ^1	4		47	38.81	4.752	142	55	23.3	6.28
1037	5708	27 Ophiuchi,	κ	4		50	34.21*	2.838	80	23	15.8*	5.96
1038	5713	Aræ,	ϵ^2	5		51	10.97	4.765	143	0	14.9	5.99
1039	5731	58 Hercules,	ϵ	3		54	33.10*	2.294	58	50	58.2*	5.58
1040	5735	Scorpii,		5		54	57.65*	3.926	123	54	23.0*	5.67
1041	5740	19 Draconis,	h^1	5		55	12.74*	0.303	24	38	8.6*	5.58
1042	5747	59 Hercules,	d	5		56	4.07*	2.211	56	12	41.1*	5.49
1043	5765	60 Hercules,		5		58	25.43	2.781	77	2	55.6	5.30
1044	5778	Scorpii,	η	3½		1	24.62	+4.271	133	2	4.8	5.40
1045	5780	22 Ursæ Minoris,	e	4	17	1	31.25*	-6.522	7	43	27.9*	5.06
1046	5781	35 Ophiuchi,	η	2½		1	46.73*	+3.435	105	32	2.3*	4.92
1047	5785	21 Draconis,	μ^1	4		2	13.66*	1.236	35	19	50.7*	4.97
1048	5788	Herculis,		5		2	42.98	2.123	53	52	0.0	4.98
1049	5802	37 Ophiuchi,		5		5	23.65	2.825	79	13	43.2	4.74
1050	5808	36 Ophiuchi,	A^1	4½	17	6	7.65*	+3.683	116	22	37.3*	+ 5.81

CATALOGUE OF 1500 STARS.

No.	Logarithms of				Logarithms of			
	a	b	c	d	a'	b'	c'	d'
1001	-8.4667	-8.8143	+0.5493	+8.0237	-8.8797	-9.1696	+0.9147	-9.9601
1002	8.4363	8.7845	0.4802	-7.0429	-9.6726	+8.2187	0.9143	9.9602
1003	8.5648	8.9148	0.2929	-8.3921	-9.9708	+9.4378	0.9127	9.9605
1004	8.4665	8.8167	0.4119	-8.0367	-9.8706	+9.1805	0.9125	9.9605
1005	8.4357	8.7953	0.4494	-7.7469	-9.7870	+8.9137	0.9047	9.9621
1006	8.8506	9.2126	0.7856	+8.8177	+9.8374	-9.5676	0.9026	9.9625
1007	8.5087	8.8731	0.5942	+8.2667	+9.2307	-9.3564	0.9007	9.9628
1008	8.4759	8.8404	+0.5706	+8.1460	+8.6637	-9.2684	0.9005	9.9629
1009	8.8619	9.2357	-9.1841	-8.8324	-0.0066	+9.5610	0.8928	9.9643
1010	8.4139	8.7886	+0.4933	+6.9567	-9.6037	-8.1325	0.8919	9.9644
1011	8.4187	8.7957	0.5177	+7.6694	-9.4196	-8.8385	0.8900	9.9648
1012	8.5442	8.9231	0.2856	-8.3759	-9.9754	+9.4179	0.8884	9.9650
1013	8.7174	9.0986	0.7213	+8.6576	+9.7721	-9.5244	0.8864	9.9654
1014	8.8342	9.2324	0.7967	+8.8036	+9.8501	-9.5390	0.8718	9.9678
1015	8.4137	8.8122	0.5392	+7.8905	-9.1323	-9.0462	0.8715	9.9679
1016	8.5697	8.9781	0.2113	-8.4490	-9.9951	+9.4401	0.8630	9.9692
1017	8.4510	8.8648	0.3607	-8.1738	-9.9351	+9.2789	0.8584	9.9699
1018	8.6592	9.0799	0.7103	+8.5912	+9.7592	-9.4820	0.8523	9.9708
1019	8.4803	8.9061	0.3116	-8.2811	-9.9676	+9.3464	0.8478	9.9714
1020	8.3702	8.8012	0.4587	-7.5578	-9.7583	+8.7287	0.8433	9.9720
1021	8.7305	9.1688	9.5935	-8.6874	-0.0149	+9.4915	0.8368	9.9729
1022	8.4371	8.8787	0.5932	+8.1848	+9.2212	-9.2794	0.8339	9.9733
1023	8.3572	8.8053	0.5191	+7.6184	-9.4062	-8.7871	0.8282	9.9740
1024	8.4511	8.9003	0.6072	+8.2384	+9.3698	-9.3122	0.8272	9.9742
1025	8.4485	8.9004	0.6071	+8.2354	+9.3698	-9.3095	0.8247	9.9745
1026	8.6095	9.0631	0.0510	-8.5333	-0.0118	+9.4449	0.8233	9.9747
1027	8.3455	8.8027	0.4630	-7.4619	-9.7432	+8.6342	0.8201	9.9750
1028	8.4694	8.9289	0.6245	+8.2958	+9.4933	-9.3422	0.8180	9.9753
1029	8.4659	8.9292	0.6246	+8.2923	+9.4940	-9.3388	0.8147	9.9757
1030	8.3949	8.8629	0.3688	-8.0947	-9.9294	+9.2081	0.8105	9.9762
1031	8.4921	8.9603	0.2427	-8.3508	-9.9930	+9.3667	0.8102	9.9762
1032	8.5737	9.0506	0.6931	+8.4910	+9.7322	-9.4175	0.8024	9.9771
1033	8.3244	8.8036	0.5054	+7.3367	-9.5239	-8.5104	0.8004	9.9773
1034	8.3274	8.8087	0.4529	-7.5846	-9.7771	+8.7535	0.7985	9.9775
1035	8.3894	8.8730	0.3576	-8.1131	-9.9400	+9.2178	0.7964	9.9778
1036	8.5357	9.0217	0.6769	+8.4376	+9.6962	-9.3940	0.7943	9.9780
1037	8.3047	8.8098	0.4555	-7.5274	-9.7689	+8.6974	0.7769	9.9798
1038	8.5155	9.0246	0.6781	+8.4178	+9.7005	-9.3733	0.7732	9.9801
1039	8.3413	8.8736	0.3608	-8.0551	-9.9384	+9.1635	0.7520	9.9821
1040	8.3520	8.8871	0.5948	+8.0985	+9.2438	-9.1937	0.7494	9.9823
1041	8.6495	9.1863	9.4330	-8.6080	-0.0228	+9.4041	0.7478	9.9824
1042	8.3441	8.8871	0.3445	-8.0893	-9.9520	+9.1851	0.7421	9.9829
1043	8.2591	8.8192	0.4431	-7.6096	-9.8055	+8.7745	0.7262	9.9841
1044	8.3629	8.9457	+0.6313	+8.1970	+9.5354	-9.2370	0.7051	9.9857
1045	9.0976	9.6812	-0.8107	-9.0937	-0.0074	+9.3982	0.7044	9.9857
1046	8.2403	8.8259	+0.5353	+7.6681	-9.2011	-8.8280	0.7024	9.9858
1047	8.4587	9.0478	0.0949	-8.3702	-0.0175	+9.3085	0.6991	9.9861
1048	8.3100	8.9030	0.3273	-8.0806	-9.9647	+9.1639	0.6955	9.9863
1049	8.2046	8.8192	0.4508	-7.4762	-9.7838	+8.6445	0.6752	9.9876
1050	-8.2388	-8.8595	+0.5700	+7.8864	+8.6365	-9.0148	+0.6694	-9.9879

CATALOGUE OF 1500 STARS

No.	B. A. C.	Constellation.	Mag.	Right Ascension, Jan. 1, 1850.			Annual Variation.	North Polar Dist., Jan. 1, 1850.			Annual Variation.	
				A.	m.	s.		°	'	"		
1051	5810	Apodis,	ζ	4	17	6	22.89	+6.258	157	36	19.4	+4.60
1052	5821	64 Hercules,	3†				2.734		75	26	4.9*	4.48
1053	5823	22 Draconis,	ζ	3			8 21.92*	0.159	24	6	1.6*	4.47
1054	5828	65 Hercules,	δ	4			8 52.29	2.459	64	58	49.8	4.59
1055	5830	41 Ophiuchi,	4†				8 55.17	3.082	99	16	16.5	4.49
1056	5834	67 Hercules,	π	3†			9 49.51	2.088	53	1	5.5	4.32
1057	5842	68 Hercules,	u	4			11 47.24	2.212	56	44	5.1	4.17
1058	5844	40 Ophiuchi,	ξ	4†			12 1.04*	3.592	110	56	47.9*	4.36
1059	5845	53 Serpentis,	ν	4†			12 23.58*	3.371	102	41	22.4*	4.11
1060	5847	69 Hercules,	e	4†			12 30.03	2.067	52	32	52.1	4.02
1061	5850	Aræ,	γ	3			12 46.98	5.027	146	13	43.8	4.10
1062	5851	42 Ophiuchi,	θ	3†			12 48.07*	3.680	114	50	39.0*	4.15
1063	5852	Aræ,	β	3			12 50.58	4.966	145	22	50.8	4.19
1064	5859	Aræ,	κ	5			14 18.14	4.614	140	29	25.9	4.04
1065	5876	44 Ophiuchi,	b	5			17 12.69*	3.660	114	1	54.4*	3.80
1066	5877	Aræ,	δ	4			17 34.51	5.390	150	33	0.2	3.80
1067	5881	45 Ophiuchi,	d	4			17 46.77	3.819	119	43	32.9	3.87
1068	5886	75 Hercules,	ρ	4			18 30.68	2.073	52	42	45.7	3.59
1069	5893	49 Ophiuchi,	σ	4†			19 4.47*	2.977	85	43	30.2*	3.54
1070	5899	Aræ,	α	3			20 15.42	4.625	139	45	0.5	3.56
1071	5901	34 Scorpii,	υ	3†			20 34.31	4.071	127	10	5.6*	3.51
1072	5907	51 Ophiuchi,	c ²	5			22 16.01*	3.660	113	50	28.2*	3.31
1073	5915	35 Scorpii,	λ	3			23 25.90	4.072	126	59	16.1*	3.14
1074	5922	76 Hercules,	λ	4†			24 40.61*	2.421	63	46	22.0*	3.01
1075	5935	Scorpii,	θ	3			26 32.80	4.301	132	53	45.6	3.06
1076	5937	23 Draconis,	β	2†			27 2.72*	1.353	37	35	8.2*	2.86
1077	5941	55 Ophiuchi,	α	2			27 58.35*	2.781	77	19	36.0*	2.98
1078	5949	55 Serpentis,	ξ	5			28 59.96*	3.433	105	17	56.1*	2.75
1079	5950	24 Draconis,	ν ¹	5			29 13.33*	1.179	34	42	41.1*	2.66
1080	5951	25 Draconis,	ν ²	5			29 18.79*	1.179	34	43	23.7*	2.67
1081	5953	57 Ophiuchi,	μ	5			29 41.67	3.259	98	1	18.9	2.63
1082	5959	Octantis,	σ	6			30 4.09	107.504	179	16	21.9	2.61
1083	5963	Pavonis,	η	4†			31 1.52	5.863	154	38	40.0	2.71
1084	5970	Scorpii,	κ	3			32 7.07	+4.146	128	56	47.4	2.51
1085	5972	27 Draconis,	f	5			32 34.21*	-0.256	21	46	11.5*	2.28
1086	5976	56 Serpentis,	o	4†			32 59.17*	+3.369	102	47	24.5*	2.38
1087	5987	58 Ophiuchi,		5			34 26.58*	3.594	111	36	16.5*	2.16
1088	5990	85 Hercules,	ι	4			35 14.11*	1.713	43	54	41.2*	2.15
1089	5996	69 Ophiuchi,	β	3			36 3.68*	2.964	85	21	56.7*	1.92
1090	6004	Scorpii,	i ¹	3†			37 6.05	+4.200	130	3	47.3	2.14
1091	6006	28 Draconis,	ω	4			37 50.03*	-0.368	21	10	23.7*	1.66
1092	6008	3 Sagittarii,		5			38 7.11*	+3.767	117	46	4.8*	1.91
1093	6018	Scorpii,		4			39 39.09	4.083	126	59	29.2*	1.85
1094	6020	62 Ophiuchi,	γ	4			40 22.23*	3.004	87	13	55.2*	1.79
1095	6021	86 Hercules,	μ	4			40 35.46	+2.344	62	11	16.4	2.42
1096	6047	31 Draconis,	ψ ¹	4†			44 36.63	-1.096	17	46	45.9*	1.60
1097	6074	Sagittarii,		5			49 27.22*	+3.852	120	13	55.4*	1.00
1098	6077	4 Sagittarii,		5			50 38.09*	3.661	113	47	48.3*	0.83
1099	6078	64 Ophiuchi,	ν	4			50 46.22*	3.304	99	45	1.7*	0.91
1100	6079	32 Draconis,	ξ	3†			17 50 56.33*	+1.036	33	6	8.0*	+0.73

CATALOGUE OF 1500 STARS.

No.	Logarithms of				Logarithms of			
	a	b	c	d	a'	b'	c'	d'
1051	-8.6082	-9.2310	+0.7943	+8.5741	+9.8658	-9.3311	+0.6674	-9.9880
1052	8.1917	8.8267	0.4365	-7.5923	-9.8228	+8.7542	0.6559	9.9886
1053	8.5620	9.2018	9.1967	-8.5224	-0.0282	+9.3095	0.6513	9.9889
1054	8.2116	8.8558	0.3913	-7.8378	-9.9061	+8.9711	0.6471	9.9891
1055	8.1684	8.8130	0.4881	+5.8439	-9.6329	-7.0199	0.6467	9.9891
1056	8.2583	8.9110	0.3197	-8.0376	-9.9703	+9.1161	0.6391	9.9895
1057	8.2214	8.8920	0.3450	-7.9606	-9.9539	+9.0590	0.6220	9.9903
1058	8.1713	8.8440	0.5528	+7.7246	-8.7451	-8.8710	0.6199	9.9904
1059	8.1490	8.8252	0.5270	+7.4908	-9.3191	-8.6561	0.6166	9.9906
1060	8.2376	8.9148	0.3156	-8.0215	-9.9729	+9.0974	0.6156	9.9906
1061	8.3898	9.0697	0.7014	+8.3095	+9.7578	-9.2306	0.6131	9.9907
1062	8.1768	8.8568	0.5655	+7.8002	+8.2430	-8.9341	0.6129	9.9907
1063	8.3798	9.0602	0.6960	+8.2951	+9.7475	-9.2257	0.6125	9.9907
1064	8.3171	9.0116	0.6684	+8.2045	+9.6813	-9.1842	0.5991	9.9913
1065	8.1319	8.8557	0.5631	+7.7417	+7.5798	-8.8784	0.5708	9.9924
1066	8.3972	9.1248	0.7322	+8.3371	+9.8079	-9.2049	0.5672	9.9925
1067	8.1481	8.8778	0.5822	+7.8434	+9.0438	-8.9582	0.5651	9.9926
1068	8.1786	8.9161	0.3158	-7.9609	-9.9737	+9.0377	0.5576	9.9928
1069	8.0746	8.8182	0.4731	-6.9470	-9.7043	+8.1219	0.5517	9.9930
1070	8.2505	9.0070	0.6652	+8.1332	+9.6734	-9.1196	0.5391	9.9934
1071	8.1560	8.9161	0.6095	+7.9372	+9.3971	-9.0147	0.5357	9.9935
1072	8.0772	8.8567	0.5627	+7.6838	+7.2553	-8.8211	0.5168	9.9941
1073	8.1226	8.9159	0.6091	+7.9019	+9.3934	-8.9804	0.5033	9.9945
1074	8.0573	8.8659	0.3838	-7.7026	-9.9179	+8.8315	0.4884	9.9948
1075	8.1218	8.9544	0.6334	+7.9547	+9.5508	-8.9957	0.4649	9.9954
1076	8.1948	9.0341	0.1308	-8.0938	-0.0208	+9.0552	0.4584	9.9955
1077	7.9785	8.8304	0.4429	-7.3198	-9.8067	+8.4852	0.4461	9.9958
1078	7.9694	8.8356	0.5357	+7.3908	-9.1965	-8.5512	0.4321	9.9960
1079	8.1952	9.0645	0.0637	-8.1100	-0.0260	+9.0416	0.4289	9.9961
1080	8.1938	9.0644	0.0640	-8.1086	-0.0260	+9.0403	0.4277	9.9961
1081	7.9483	8.8244	0.5129	+7.0930	-9.4645	-8.2648	0.4223	9.9962
1082	9.8351	0.7167	2.0314	+9.8351	+9.9938	-9.1147	0.4169	9.9963
1083	8.2929	9.1888	0.7686	+8.2489	+9.8517	-9.0567	0.4029	9.9965
1084	8.0172	8.9299	+0.6173	+7.8155	+9.4571	-8.8824	0.3863	9.9968
1085	8.3316	9.2516	-9.4036	-8.2995	-0.0346	+9.0448	0.3792	9.9969
1086	7.9052	8.8318	+0.5279	+7.2503	-9.3084	-8.4155	0.3726	9.9970
1087	7.9019	8.8528	0.5559	+7.4680	-8.5752	-8.6125	0.3486	9.9973
1088	8.0156	8.9803	0.2279	-7.8732	-0.0074	+8.8903	0.3350	9.9975
1089	7.8434	8.8230	0.4717	-6.7508	-9.7100	+7.9254	0.3203	9.9976
1090	7.9390	8.9379	+0.6222	+7.7476	+9.4890	-8.8076	0.3011	9.9978
1091	8.2510	9.2641	-9.5623	-8.2206	-0.0354	+8.9545	0.2870	9.9980
1092	7.8562	8.8751	+0.5765	+7.5245	+8.9020	-8.6475	0.2814	9.9980
1093	7.8693	8.9198	0.6100	+7.6487	+9.4026	-8.7272	0.2500	9.9983
1094	7.7566	8.8228	0.4780	-6.4405	-9.6827	+7.6161	0.2344	9.9984
1095	7.8045	8.8757	+0.3743	-7.4734	-9.9288	+8.5962	0.2295	9.9984
1096	8.1659	9.3381	-0.0373	-8.1446	-0.0345	+8.8055	0.1290	9.9990
1097	7.5500	8.8869	+0.5853	+7.2520	+9.1076	-8.3646	9.9649	9.9995
1098	7.4737	8.8621	0.5634	+7.0795	+7.7782	-8.2170	9.9134	9.9996
1099	7.4351	8.8299	0.5185	+6.6639	-9.4125	-7.8337	9.9071	9.9997
1100	-7.6836	-9.0863	+0.0092	-7.6066	-0.0310	+8.5200	+9.8992	-9.9997

CATALOGUE OF 1500 STARS.

No.	B. A. C.	Constellation.	Mag.	Right Ascension, Jan. 1, 1850.			Annual Variation.	North Polar Dist., Jan. 1, 1850.			Annual Variation.	
				A.	M.	S.		°	'	"		
1101	6082	91 Hercules,	θ	4	17	51	6.67	+ 2.055	52	43	35.4°	+0.73
1102	6084	92 Hercules,	ξ	4		51	56.24	2.332	60	43	56.6	0.73
1103	6085	57 Serpentis,	ζ	5		52	33.77	3.169	93	40	31.0	0.68
1104	6087	94 Hercules,	ν	5		52	45.83*	2.296	59	47	42.3*	0.63
1105	6089	66 Ophiuchi,		5		52	50.09*	2.971	85	37	4.1	0.62
1106	6091	33 Draconis,	γ	2		53	7.45*	1.394	38	29	29.4*	0.63
1107	6092	67 Ophiuchi,		4		53	8.35	3.010	87	3	24.5	0.63
1108	6094	93 Hercules,		5		53	22.69*	2.667	73	14	12.0*	0.51
1109	6100	Pavonis,	π	5		54	7.20	5.715	153	39	52.2	0.57
1110	6104	69 Ophiuchi,	τ	5		54	55.01	3.269	98	10	27.9	0.43
1111	6105	Aræ,	θ	4		54	57.59	4.678	140	5	41.2	0.52
1112	6107	Sagittarii,	γ ¹	4		55	26.54	3.840	119	34	53.0	0.48
1113	6110	96 Hercules,		5		55	58.44	+ 2.564	69	9	44.0	0.30
1114	6114	35 Draconis,		5		56	10.30*	- 2.702	13	1	16.2*	0.08
1115	6115	10 Sagittarii,	γ ²	4		56	20.68*	+ 3.858	120	25	12.5*	0.57
1116	6123	70 Ophiuchi,		4½		57	52.35*	3.028	87	27	38.7*	1.28
1117	6126	Pavonis,	ε	4½		58	20.86	5.539	151	33	34.9	0.15
1118	6127	Sagittarii,		5		58	34.97	3.795	118	28	2.9	0.23
1119	6129	Herculis,		5		59	13.82*	1.562	41	32	25.7*	0.07
1120	6140	Telescopii,	ε	4½	18	0	5.90	4.456	135	58	24.7	+0.04
1121	6143	72 Ophiuchi,		4		0	14.41*	2.844	80	27	13.2*	-0.10
1122	6148	Pavonis,		5		1	23.31	5.639	153	5	6.9	0.11
1123	6150	103 Hercules,	o	4		1	41.53*	2.341	61	15	16.8*	0.17
1124	6168	13 Sagittarii,	μ	3½		4	47.57*	3.587	111	5	33.8*	0.45
1125	6178	104 Hercules,	A	5		6	15.65	2.261	58	37	43.7*	0.62
1126	6186	Sagittarii,	η	4		7	28.60	+ 4.056	126	48	8.2*	0.42
1127	6206	40 Draconis,		5		11	15.40	- 4.459	10	1	33.4	1.04
1128	6208	41 Draconis,		5		11	21.57	- 4.466	10	1	21.7	1.05
1129	6209	19 Sagittarii,	δ	3½		11	23.43*	+ 3.842	119	53	10.6*	0.94
1130	6218	Lyræ,		5		12	21.41*	1.915	49	7	11.7*	1.08
1131	6223	105 Hercules,		5		13	0.36*	2.471	65	36	45.7*	1.14
1132	6224	36 Draconis,		5		23	1.90*	0.345	25	39	11.1*	1.14
1133	6229	58 Serpentis,	η	4		13	33.14*	3.102	92	56	0.3*	0.54
1134	6233	20 Sagittarii,	ε	3		14	12.94*	3.987	124	27	1.0*	1.16
1135	6235	1 Lyræ,	κ	4½		14	36.38*	2.103	54	0	0.2*	1.31
1136	6240	Telescopii,	α	4		15	50.92	4.451	136	2	42.3	1.15
1137	6250	Telescopii,	ζ	4½		17	15.01	4.597	139	8	42.5	1.07
1138	6253	Pavonis,	ν	5		17	21.98	5.644	152	21	55.6	1.35
1139	6255	Draconis,		5		17	42.50*	1.535	40	57	7.5*	1.55
1140	6263	22 Sagittarii,	λ	4		18	42.75*	3.707	115	29	56.7*	1.41
1141	6278	Telescopii,	δ ¹	5		20	38.47	4.445	136	0	34.3	1.64
1142	6279	Sagittarii,		5		20	38.96*	+ 3.419	104	39	23.9*	1.79
1143	6281	23 Ursæ Minoris,	δ	3		20	43.54*	- 19.293	3	24	10.0*	1.83
1144	6282	Telescopii,	δ ²	5		20	56.19	+ 4.438	135	51	13.5	1.73
1145	6289	39 Draconis,	δ	5		21	42.93*	+ 0.876	31	17	5.6*	1.94
1146	6296	Coronæ Aust.,	θ	5		22	47.97	+ 4.301	132	24	52.2	1.86
1147	6297	43 Draconis,	φ	5		22	54.25	- 0.848	18	44	36.9	2.01
1148	6302	44 Draconis,	χ	4½		23	45.53	- 1.073	17	19	59.1	1.73
1149	6315	Pavonis,	ζ	4		25	29.29	+ 7.045	161	32	44.6	2.07
1150	6350	Draconis,		5	18	30	32.05	+ 1.360	37	45	51.0	-2.66

CATALOGUE OF 1500 STARS.

No.	Logarithms of				Logarithms of			
	a	b	c	d	a'	b'	c'	d'
1101	-7.5117	-8.9228	+0.3126	-7.2939	-9.9780	+8.3708	+9.8908	-9.9997
1102	7.4294	8.8830	0.3658	-7.1186	-9.9381	+8.2354	9.8484	9.9997
1103	7.3359	8.8246	0.4992	+6.1428	-9.5670	-7.3180	9.8133	9.9998
1104	7.3864	8.8871	0.3603	-7.0881	-9.9434	+8.2008	9.8014	9.9998
1105	7.3199	8.8250	0.4725	-6.2031	-9.7068	+7.3779	9.7970	9.9998
1106	7.5068	9.0296	0.1430	-7.4004	-0.0222	+8.3706	9.7792	9.9998
1107	7.3006	8.8243	0.4774	-6.0112	-9.6855	+7.1867	9.7784	9.9998
1108	7.3035	8.8426	0.4262	-6.7636	-9.8475	+7.9208	9.7630	9.9998
1109	7.5860	9.1768	0.7612	+7.5385	+9.8472	-8.3616	9.7114	9.9999
1110	7.1743	8.8282	0.5136	+6.3271	-9.4585	-7.4988	9.6482	9.9999
1111	7.3589	9.0166	0.6692	+7.2438	+9.6889	-8.2271	9.6444	9.9999
1112	7.1831	8.8845	0.5831	+6.8765	+9.0652	-7.9920	9.6008	9.9999
1113	7.0979	8.8532	+0.4086	-6.6490	-9.8816	+7.7957	9.5468	9.9999
1114	7.6946	9.4711	-0.4330	-7.6833	-0.0302	+8.2122	9.5257	9.9999
1115	7.1105	8.8882	+0.5861	+6.8149	+9.1209	-7.9267	9.5245	9.9999
1116	6.7914	8.8243	0.4788	-5.4379	-9.6793	+6.6136	9.2693	0.0000
1117	7.0040	9.1461	0.7434	+6.9481	+9.8278	-7.8020	9.1601	0.0000
1118	6.6710	8.8799	0.5793	+6.3492	+8.9786	-7.4693	9.0933	0.0000
1119	-6.5311	9.0023	0.1936	-6.4053	-0.0155	+7.4030	+8.8310	0.0000
1120	+5.6169	8.9819	0.6487	-5.4736	+9.6206	+6.4917	-7.9372	0.0000
1121	5.8480	8.8300	0.4542	+5.0677	-9.7737	-6.2377	8.3202	0.0000
1122	6.9506	9.1681	0.7562	-6.9008	+9.8422	+7.7327	9.0847	0.0000
1123	6.7499	8.8810	0.3687	+6.4319	-9.9352	-7.5509	9.1711	0.0000
1124	7.1746	8.8539	0.5546	-6.7307	-8.6542	+7.8767	9.6227	9.9999
1125	7.3290	8.8924	0.3533	+7.0455	-9.9498	-8.1529	9.7386	9.9998
1126	7.4339	8.9202	+0.6096	-7.2113	+9.4000	+8.2909	9.8157	9.9998
1127	8.2742	9.5826	-0.6515	+8.2675	-0.0250	-8.6844	9.9933	9.9995
1128	8.2783	9.5827	-0.6518	+8.2716	-0.0249	-8.6883	9.9972	9.9995
1129	7.5821	8.8854	+0.5841	-7.2796	+9.0846	+8.3937	9.9984	9.9995
1130	7.6772	9.9447	0.2822	+7.4931	-9.9919	-8.5477	0.0340	9.9994
1131	7.6183	8.8638	0.3919	+7.2341	-9.9071	-8.3696	0.0560	9.9993
1132	7.9421	9.1868	9.4642	+7.8970	-0.0366	-8.7095	0.0568	9.9993
1133	7.5960	8.8237	0.4968	-6.3050	-9.5824	+7.4805	0.0737	9.9992
1134	7.7000	8.9068	0.6005	-7.4526	+9.3153	+8.5449	0.0946	9.9992
1135	7.7201	8.9151	0.3225	+7.4893	-9.9721	-8.5733	0.1063	9.9991
1136	7.8220	8.9815	0.6488	-7.6792	+9.6201	+8.6967	0.1417	9.9990
1137	7.8844	9.0070	0.6639	-7.7632	+9.6724	+8.7549	0.1784	9.9988
1138	8.0367	9.1563	0.7495	-7.9841	+9.8339	+8.8265	0.1813	9.9988
1139	7.8949	9.0061	0.1860	+7.7730	-0.0160	-8.7656	0.1897	9.9987
1140	7.7799	8.8670	0.5689	-7.4139	+8.5729	+8.5455	0.2137	9.9986
1141	7.9362	8.9804	0.6484	-7.7932	+9.6182	+8.8110	0.2562	9.9982
1142	7.7924	8.8365	+0.5339	-7.1955	-9.2248	+8.3573	0.2563	9.9982
1143	9.0062	0.0487	-1.2861	+9.0054	-0.0086	-8.9550	0.2580	9.9982
1144	7.9411	8.9792	+0.6476	-7.7970	+9.6152	+8.8160	0.2623	9.9982
1145	8.0845	9.1065	+9.9446	+8.0163	-0.0319	-8.9078	0.2783	9.9981
1146	7.9527	8.9535	+0.6321	-7.7817	+9.5451	+8.8260	0.2993	9.9979
1147	8.3160	9.3148	-9.9293	+8.2923	-0.0341	-8.9753	0.3012	9.9978
1148	8.3647	9.3475	-0.0757	+8.3445	-0.0329	-8.9947	0.3171	9.9977
1149	8.3687	9.3208	+0.8483	-8.3458	+9.9060	+9.0223	0.3475	9.9973
1150	+8.1602	-9.0330	+0.1335	+8.0581	-0.0209	-9.0212	-0.4255	-9.9961

CATALOGUE OF 1500 STARS.

No.	B. A. C.	Constellation.	Mag.	Right Ascension, Jan. 1, 1850.			Annual Variation.	North Polar Dist., Jan. 1, 1850.			Annual Variation.
				h.	m.	s.		°.	'.	''.	
1151	6352	Pavonia,	5	18	30	43.39	+5.937	155	0	9.9	-2.70
1152	6355	3 Lyræ,	α	1	31	51.56*	2.032	51	21	10.9*	3.06
1153	6360	Pavonia,	θ	5	33	51.52	5.888	155	13	31.3	2.80
1154	6361	2 Aquilæ,	5	34	3.69	3.289	3.289	99	11	27.5	2.97
1155	6371	27 Sagittarii,	φ	4†	36	16.97*	3.758	117	8	22.3*	3.13
1156	6383	Pavonia,	λ	5	38	19.00	5.620	152	21	1.9	3.33
1157	6387	110 Herculis,	5	39	12.47	2.585	2.585	69	35	36.3	3.06
1158	6390	4 Lyræ,	ε	5	39	22.12*	1.986	50	29	2.1*	3.50
1159	6391	5 Lyræ,	ε	5	39	24.46*	1.988	50	32	28.1*	3.51
1160	6392	6 Lyræ,	ζ	5	39	36.35	2.064	52	32	52.4	3.52
1161	6395	46 Draconis,	ε	5	39	43.41*	1.160	34	36	39.0*	3.46
1162	6405	Pavonia,	κ	5	41	28.09	6.259	157	24	48.9	3.53
1163	6419	Draconis,	5	43	21.55	1.339	1.339	37	10	29.9	3.77
1164	6429	10 Lyræ,	β	3	44	32.50*	2.215	56	48	30.4*	3.85
1165	6434	32 Sagittarii,	ν	5	45	6.65*	3.627	112	55	25.9*	3.93
1166	6440	34 Sagittarii,	σ	3	45	57.78*	3.729	116	28	38.8*	3.92
1167	6441	35 Sagittarii,	ν	5	46	2.95*	3.632	112	51	9.8*	4.02
1168	6452	Draconis,	5	48	13.02	1.349	1.349	37	13	11.1	4.19
1169	6453	113 Herculis,	5	48	25.24	2.535	2.535	67	32	29.0*	4.27
1170	6460	63 Serpentis,	θ	4†	48	45.58*	2.922	85	59	14.1*	4.34
1171	6461	37 Sagittarii,	ξ	4	48	46.64*	3.583	111	17	55.0*	4.24
1172	6462	Serpentis,	5	48	47.04*	2.982	2.982	85	59	19.7*	4.36
1173	6463	47 Draconis,	ο	5	48	58.86*	0.886	30	47	37.8*	4.25
1174	6466	12 Lyræ,	δ	5	49	15.63	+2.099	53	17	18.3	4.32
1175	6469	Draconis,	5	49	28.82	-1.449	-1.449	16	5	22.1	4.43
1176	6475	13 Lyræ,	5	50	46.16*	+1.825	+1.825	46	14	56.7*	4.41
1177	6478	50 Draconis,	5	51	10.70	-1.901	-1.901	14	44	49.7	4.46
1178	6487	13 Aquilæ,	ε	3†	52	48.91*	+2.723	75	7	53.0*	4.48
1179	6489	38 Sagittarii,	ζ	3†	53	3.77*	3.828	120	5	20.3*	4.57
1180	6491	14 Lyræ,	γ	3	53	20.01	2.244	57	30	45.3	4.65
1181	6496	48 Draconis,	5	54	12.66*	1.018	1.018	32	22	57.5*	4.63
1182	6507	39 Sagittarii,	ο	4†	55	41.43*	+3.600	111	57	21.0*	4.80
1183	6510	52 Draconis,	υ	5	56	13.01*	-0.708	18	54	15.0*	4.92
1184	6511	Coronæ Aust.,	γ	5	56	16.72	+4.072	127	16	22.1	4.50
1185	6521	40 Sagittarii,	τ	4	57	34.27*	3.755	117	53	2.7*	4.76
1186	6523	Coronæ Aust.,	δ	5	57	53.97	4.184	130	43	23.8	4.87
1187	6526	16 Aquilæ,	λ	3	58	17.35	3.187	95	6	10.8	4.98
1188	6528	17 Aquilæ,	ζ	3	58	30.90*	2.755	76	21	19.9*	5.01
1189	6535	Coronæ Aust.,	α	4†	59	15.91	4.098	128	7	54.4	4.97
1190	6541	Coronæ Aust.,	β	5	59	42.46	4.143	129	34	23.6	5.02
1191	6548	41 Sagittarii,	π	4†	19	0 50.33*	3.575	111	15	24.4*	5.27
1192	6564	20 Aquilæ,	5	5	4 32.40*	3.260	3.260	98	11	7.6*	5.59
1193	6575	42 Sagittarii,	ψ	5	6 20.44	3.687	3.687	115	30	33.8	5.74
1194	6581	20 Lyræ,	ν	5	8 39.21	2.042	2.042	51	6	32.7	5.97
1195	6583	53 Draconis,	5	8	50.09*	1.136	1.136	33	23	41.3*	5.96
1196	6584	43 Sagittarii,	α	5	8 51.29*	3.519	3.519	109	12	53.2*	5.98
1197	6589	1 Vulpeculæ,	5	9	46.18	2.581	2.581	68	52	11.9	6.07
1198	6595	25 Aquilæ,	ω	5	10 46.70	2.818	2.818	78	40	13.1	6.16
1199	6599	21 Lyræ,	θ	5	11 9.66*	2.080	2.080	52	7	50.0*	6.13
1200	6601	54 Draconis,	5	19	11 14.32*	+1.079	+1.079	32	33	8.7*	-6.06

CATALOGUE OF 1500 STARS.

No.	Logarithms of				Logarithms of			
	a	b	c	d	a'	b'	c'	d'
1151	+8.3240	-9.1941	+0.7718	-8.2813	+9.8542	+9.0833	-0.4282	-9.9961
1152	8.0729	8.9270	0.3036	+7.8685	-9.9811	-8.9372	0.4439	9.9958
1153	8.3696	9.1969	0.7735	-8.3276	+9.8550	+9.1260	0.4701	9.9952
1154	8.0000	8.8247	0.5165	-7.2034	-9.4320	+8.3739	0.4727	9.9952
1155	8.0723	8.8691	0.5737	-7.7314	+8.8082	+8.8569	0.5000	9.9945
1156	8.3785	9.1512	0.7472	-8.3259	+9.8274	+9.1685	0.5234	9.9939
1157	8.0831	8.8457	0.4117	+7.6256	-9.8752	-8.7735	0.5333	9.9936
1158	8.1695	8.9302	0.2976	+7.9731	-9.9830	-9.0365	0.5351	9.9936
1159	8.1695	8.8298	0.2981	+7.9727	-9.9829	-9.0364	0.5355	9.9936
1160	8.1596	8.9177	0.3142	+7.9436	-9.9747	-9.0194	0.5376	9.9935
1161	8.3063	9.0630	0.0654	+8.2217	-0.0242	-9.1521	0.5389	9.9934
1162	8.4947	9.2324	0.7947	-8.4600	+9.8701	+9.2205	0.5574	9.9929
1163	8.3170	9.0349	0.1268	+8.2183	-0.0190	-9.1757	0.5765	9.9922
1164	8.1871	8.8930	0.3449	+7.9255	-9.9544	-9.0242	0.5881	9.9918
1165	8.1510	8.8512	0.5593	-7.7415	-8.2480	+8.8818	0.5935	9.9915
1166	8.1714	8.8632	0.5709	-7.8205	+8.6857	+8.9485	0.6015	9.9912
1167	8.1595	8.8506	0.5590	-7.7488	-8.2878	+8.8893	0.6023	9.9912
1168	8.3621	9.0326	0.1301	+8.2632	-0.0176	-9.2209	0.6220	9.9903
1169	8.1798	8.8484	0.4032	+7.7619	-9.8890	-8.9037	0.6238	9.9902
1170	8.1496	8.8151	0.4741	+6.9946	-9.7001	-8.1696	0.6269	9.9901
1171	8.1794	8.8447	0.5539	-7.7396	-8.6929	+8.8849	0.6270	9.9901
1172	8.1498	8.8151	0.4741	+6.9947	-9.7001	-8.1697	0.6270	9.9901
1173	8.4412	9.1047	9.9436	+8.3752	-0.0260	-9.2606	0.6288	9.9900
1174	8.2489	8.9098	+0.3215	+8.0254	-9.9694	-9.1055	0.6312	9.9899
1175	8.7121	9.3710	-9.1635	+8.6947	-0.0248	-9.3135	0.6331	9.9898
1176	8.3070	8.9544	+0.2605	+8.1468	-9.9948	-9.1817	0.6441	9.9893
1177	8.7634	9.4072	-0.2747	+8.7489	-0.0226	-9.3307	0.6475	9.9891
1178	8.1974	8.8271	+0.4354	+7.6067	-9.8256	-8.7680	0.6610	9.9884
1179	8.2475	8.8270	0.5826	-7.9477	+9.0512	+9.0609	0.6630	9.9883
1180	8.2607	8.8860	0.3507	+7.9908	-9.9488	-9.0930	0.6651	9.9881
1181	8.4649	9.0828	0.0091	+8.3915	-0.0226	-9.2965	0.6721	9.9877
1182	8.2379	8.8437	+0.5555	-7.8107	-8.5977	+8.9541	0.6835	9.9871
1183	8.6987	9.3002	-9.8553	+8.6746	-0.0246	-9.3613	0.6876	9.9868
1184	8.3089	8.9099	+0.6083	-8.0911	+9.3840	+9.1680	0.6880	9.9868
1185	8.2730	8.8637	0.5747	-7.9429	+8.8414	+9.0654	0.6977	9.9862
1186	8.3422	8.9303	0.6217	-8.1567	+9.4812	+9.2124	0.7001	9.9860
1187	8.2263	8.8114	0.5033	-7.1755	-9.5392	+8.3498	0.7029	9.9858
1188	8.2387	8.8220	0.4404	+7.6114	-9.8129	-8.7751	0.7046	9.9857
1189	8.3359	8.9135	0.6112	-8.1266	+9.4074	+9.1984	0.7100	9.9853
1190	8.3479	8.9221	0.6168	-8.1521	+9.4489	+9.2151	0.7131	9.9851
1191	8.2734	8.8390	0.5530	-7.8328	-8.7372	+8.9783	0.7211	9.9845
1192	8.2723	8.8109	0.5126	-7.4257	-9.4664	+8.5973	0.7461	9.9825
1193	8.3240	8.8500	0.5661	-7.9581	+8.3222	+9.0897	0.7577	9.9816
1194	8.4027	8.9130	0.3097	+8.2006	-9.9721	-9.2678	0.7722	9.9802
1195	8.5543	9.0633	0.0543	+8.4759	-0.0155	-9.3927	0.7733	9.9801
1196	8.3200	8.8289	0.5460	-7.8374	-8.9796	+8.9886	0.7734	9.9801
1197	8.3309	8.8337	0.4112	+7.8878	-9.8743	-9.0337	0.7790	9.9796
1198	8.3153	8.8114	0.4495	+7.6085	-9.7873	-8.7761	0.7850	9.9790
1199	8.4117	8.9053	0.3182	+8.1998	-9.9671	-9.2731	0.7873	9.9787
1200	+8.5786	-9.0718	+0.0321	+8.5044	-0.0154	-9.4113	-0.7878	-9.9787

CATALOGUE OF 1500 STARS.

No.	R. A. C.	Constellation.	Mag.	Right Ascension, Jan. 1, 1850.			Annual Variation.	North Polar Dist., Jan. 1, 1850.			Annual Variation.
				h.	m.	s.		°	'	"	
1201	6608	Sagittarii,	β^1	3 $\frac{1}{2}$	19	11 50.53	+4.328	134	44	8.0	-5.99
1202	6610	Sagittarii,	β^2	4		12 21.92	4.331	135	4	36.4	6.03
1203	6612	57 Draconis,	δ	3		12 30.45*	0.041	22	36	8.3*	6.31
1204	6619	44 Sagittarii,	ρ^1	5		12 58.18*	3.489	108	7	28.7*	6.34
1205	6622	Sagittarii,	α	4		13 29.33	4.179	130	53	34.4	6.06
1206	6623	1 Cygni,	κ	4		13 37.94*	1.389	36	54	23.9*	6.42
1207	6644	31 Aquilæ,	δ	5		17 49.06*	2.865	78	22	18.3	7.37
1208	6646	30 Aquilæ,	δ	3 $\frac{1}{2}$		17 56.05*	3.027	82	10	48.6*	6.80
1209	6649	Telescopii,	μ	4		18 23.67	+4.901	145	24	42.2	6.53
1210	6650	60 Draconis,	τ	4 $\frac{1}{2}$		18 24.87	-1.096	16	55	30.9	6.81
1211	6662	58 Draconis,	π	4		19 56.25*	+0.332	24	34	26.3*	6.87
1212	6674	6 Vulpeculæ,	α	4.		22 27.88	2.495	65	38	6.3*	6.97
1213	6690	6 Cygni,	β	3		24 40.37*	2.420	62	21	7.2*	7.26
1214	6697	10 Cygni,	ϵ^2	5		25 55.37*	1.516	38	35	17.5*	7.47
1215	6701	38 Aquilæ,	μ	4 $\frac{1}{2}$		26 45.67*	2.934	82	56	8.4*	7.32
1216	6703	37 Aquilæ,	k	5		26 51.35	3.313	100	52	59.9	7.41
1217	6706	52 Sagittarii,	h^2	4 $\frac{1}{2}$		27 34.39*	3.663	115	12	33.7*	7.48
1218	6713	39 Aquilæ,	κ	4		28 49.24	3.233	97	21	23.0	7.60
1219	6715	41 Aquilæ,	ι	5		28 57.70	3.111	91	36	52.7	7.60
1220	6729	44 Aquilæ,	σ	5		31 47.36*	2.965	84	56	24.7*	7.83
1221	6734	13 Cygni,	θ	4		32 25.18*	+1.611	40	7	27.6*	8.08
1222	6735	61 Draconis,	σ	5		32 38.53*	-0.107	20	35	38.1*	6.06
1223	6739	5 Sagittæ,	α	4		33 23.61	+2.685	72	19	36.6	7.98
1224	6740	12 Cygni,	ϕ	4		33 27.16	2.368	60	11	22.3	8.01
1225	6742	55 Sagittarii,	ϵ^3	5		33 56.10*	3.440	106	28	13.8*	8.03
1226	6744	6 Sagittæ,	β	5		34 18.82	2.697	72	52	1.2	8.04
1227	6748	Cygni,		5		35 18.15	1.348	35	22	34.5	8.10
1228	6771	15 Cygni,		5		38 52.09	2.166	53	0	16.7	8.47
1229	6772	50 Aquilæ,	γ	3		39 7.67*	2.857	79	44	54.7*	8.42
1230	6779	18 Cygni,	δ	3 $\frac{1}{2}$		40 17.23*	1.876	45	13	58.7*	8.50
1231	6780	Cygni,		5		40 17.99	1.158	32	20	22.1	8.50
1232	6783	7 Sagittæ,	δ	4		40 42.16	2.684	71	49	54.7	8.58
1233	6784	17 Cygni,	χ	5		40 44.09	2.275	56	37	4.1	8.02
1234	6794	8 Sagittæ,	ζ	5		42 19.25	2.668	71	13	48.0	8.73
1235	6801	Pavonis,	ϵ	4		43 8.80	7.094	163	17	48.4	8.64
1236	6802	53 Aquilæ,	α	1 $\frac{1}{2}$		43 27.78*	2.925	81	31	26.3*	9.13
1237	6811	55 Aquilæ,	η	4		44 49.86	3.060	89	22	31.6	8.82
1238	6812	Sagittarii,	ι	4 $\frac{1}{2}$		44 54.98	4.179	132	15	26.6	8.82
1239	6817	Cygni,		5		45 28.47*	2.058	49	46	45.0*	8.91
1240	6825	59 Aquilæ,	ξ	5		46 58.67*	2.912	81	55	23.2*	8.97
1241	6827	13 Vulpeculæ,		5		47 5.23	2.552	66	18	28.5	9.11
1242	6832	59 Sagittarii,	b	5		47 44.09*	3.696	117	33	44.7*	9.09
1243	6833	60 Aquilæ,	β	3 $\frac{1}{2}$		47 56.66*	2.952	83	57	51.5*	8.56
1244	6849	22 Cygni,		5		50 30.19	2.144	51	54	32.9	9.30
1245	6851	21 Cygni,	η	5		50 41.10	2.253	55	18	47.0	9.27
1246	6857	Cygni,		5		52 1.19	2.081	50	1	58.3	9.42
1247	6858	12 Sagittæ,	γ	4 $\frac{1}{2}$		52 5.22	2.669	70	54	41.0	9.50
1248	6866	14 Vulpeculæ,		5		52 44.48	2.576	67	18	16.4	9.45
1249	6870	62 Sagittarii,	c	4 $\frac{1}{2}$		53 25.57*	3.705	118	7	19.1*	9.58
1250	6873	Pavonis,	δ	4		19 53 56.99	+5.969	156	33	18.1	-8.50

CATALOGUE OF 1500 STARS.

No.	Logarithms of				Logarithms of			
	a	b	c	d	a'	b'	c'	d'
1201	+8.4615	-8.9507	+0.6366	-8.3090	+9.5578	+9.3365	-0.7913	-9.9783
1202	8.4671	8.9530	0.6380	-8.3172	+9.5643	+9.3422	0.7943	9.9780
1203	8.7321	9.2171	8.2672	+8.6974	-0.0188	-9.4582	0.7952	9.9779
1204	8.3416	8.8236	0.5424	-7.8345	-9.0682	+8.9885	0.7978	9.9776
1205	8.4440	8.9227	0.6201	-8.2600	+9.4672	+9.3146	0.8008	9.9773
1206	8.5448	9.0226	0.1404	+8.4477	-0.0083	-9.4023	0.8016	9.9772
1207	8.3555	8.8074	0.4489	+7.6599	-9.7890	-8.8269	0.8248	9.9745
1208	8.3476	8.7988	0.4784	+7.0395	-9.6811	-8.2151	0.8254	9.9744
1209	8.5954	9.0439	+0.6900	-8.5110	+9.7236	+9.4411	0.8278	9.9741
1210	8.8855	9.3339	-0.0287	+8.8663	-0.0118	-9.5065	0.8279	9.9741
1211	8.7384	9.1780	+9.5088	+8.6972	-0.0150	-9.4922	0.8357	9.9731
1212	8.4111	8.8357	0.3986	+8.0266	-9.8929	-9.1621	0.8489	9.9713
1213	8.4342	8.8462	0.3834	+8.1008	-9.9123	-9.2242	0.8599	9.9697
1214	8.5926	8.9977	0.1794	+8.4856	-9.9992	+8.4567	0.8659	9.9687
1215	8.3949	8.7953	0.4649	+7.4849	-9.7364	-8.6576	0.8699	9.9681
1216	8.4000	8.7998	0.5198	-7.6760	-9.3993	+8.8442	0.8704	9.9680
1217	8.4390	8.8349	0.5628	-8.0683	+7.4150	+9.2009	0.8738	9.9675
1218	8.4049	8.7940	0.5093	-7.5123	-9.4940	+8.6848	0.8796	9.9665
1219	8.4021	8.7905	0.4921	-6.8521	-9.6103	+8.0280	0.8803	9.9664
1220	8.4166	8.7898	0.4715	+7.3620	-9.7105	-8.5364	0.8932	9.9642
1221	8.6085	8.9784	+0.2072	+8.4919	-9.9926	-9.4772	0.8960	9.9637
1222	8.8724	9.2412	-9.3023	+8.8437	-0.0058	-9.5660	0.8969	9.9635
1223	8.4430	8.8078	+0.4281	+7.9252	-9.8402	-9.0803	0.9003	9.9629
1224	8.4839	8.8484	0.3743	+8.1803	-9.9206	-9.2948	0.9005	9.9629
1225	8.4425	8.8046	0.5357	-7.8951	-9.1937	+9.0530	0.9027	9.9625
1226	8.4457	8.8058	0.4302	+7.9149	-9.8355	-9.0713	0.9043	9.9621
1227	8.6676	9.0226	0.1297	+8.5790	-9.9987	-9.5177	0.9086	9.9613
1228	8.5429	8.8798	0.3336	+8.3223	-9.9510	-9.4007	0.9235	9.9583
1229	8.4533	8.7890	0.4550	+7.7036	-9.7698	-8.8727	0.9246	9.9580
1230	8.5998	8.9297	0.2717	+8.4475	-9.9759	-9.4748	0.9293	9.9570
1231	8.7228	9.0526	0.0637	+8.6496	-9.9989	-9.5540	0.9294	9.9570
1232	8.4749	8.8028	0.4271	+7.9688	-9.8417	-9.1227	0.9310	9.9567
1233	8.5311	8.8588	0.3567	+8.2717	-9.9347	-9.3695	0.9311	9.9566
1234	8.4829	8.8028	0.4250	+7.9905	-9.8458	-9.1428	0.9375	9.9552
1235	9.0039	9.3198	0.8502	-8.9852	+9.8679	+9.6198	0.9407	9.9545
1236	8.4684	8.7828	0.4611	+7.6369	-9.7496	-8.8082	0.9420	9.9542
1237	8.4690	8.7768	0.4854	+6.5064	-9.6471	-7.6824	0.9473	9.9529
1238	8.6000	8.9074	0.6191	-8.4277	+9.4503	+9.4731	0.9476	9.9528
1239	8.5886	8.8934	0.3134	+8.3986	-9.9590	-9.4576	0.9497	9.9523
1240	8.4815	8.7791	0.4626	+7.6292	-9.7445	-8.8009	0.9555	9.9509
1241	8.5158	8.8129	0.4060	+8.1198	-9.8786	-9.2577	0.9559	9.9508
1242	8.5323	8.8264	0.5673	-8.1976	+8.4440	+9.3214	0.9583	9.9501
1243	8.4832	8.7763	0.4690	+7.5050	-9.7204	-8.6787	0.9591	9.9499
1244	8.5942	8.8954	0.3308	+8.3844	-9.9486	-9.4565	0.9685	9.9474
1245	8.5758	8.8561	0.3524	+8.3310	-9.9349	-9.4221	0.9691	9.9473
1246	8.6111	8.8854	0.3183	+8.4189	-9.9541	-9.4795	0.9739	9.9459
1247	8.5204	8.7943	0.4252	+8.0350	-9.8444	-9.1865	0.9741	9.9459
1248	8.5332	8.8041	0.4112	+8.1196	-9.8695	-9.2606	0.9765	9.9452
1249	8.5551	8.8230	0.5681	-8.2285	+8.5065	+9.3500	0.9789	9.9445
1250	+8.9027	-9.1681	+0.7620	-8.8652	+9.8019	+9.6411	-0.9807	-9.9440

CATALOGUE OF 1500 STARS.

No.	B. A. C.	Constellation.	Mag.	Right Ascension,			Annual Variation.	North Polar Dist.,			Annual Variation.
				Jan. 1, 1850.				Jan. 1, 1850.			
				<i>h.</i>	<i>m.</i>	<i>s.</i>	<i>s.</i>	<i>°</i>	<i>'</i>	<i>"</i>	<i>"</i>
1251	6877	Sagittarii,	5	19	54	48.47*	+ 3.840	122	28	22.1*	- 9.54
1252	6879	15 Vulpeculæ,	5		54	55.40*	2.469	62	39	28.0*	9.72
1253	6882	Vulpeculæ,	5		55	23.47	2.543	65	36	44.2	9.72
1254	6905	64 Draconis,	<i>e</i> 5		59	52.41	0.651	25	35	54.4	10.00
1255	6926	67 Draconis,	<i>p</i> 4	20	2	7.69*	0.300	22	33	14.1*	10.23
1256	6932	66 Draconis,	5		3	9.17*	0.964	28	26	19.7*	10.32
1257	6934	65 Aquilæ,	<i>θ</i> 3½		3	33.76*	3.103	91	15	44.8*	10.32
1258	6937	28 Cygni,	<i>δ</i> * 5		3	51.43*	2.228	53	35	56.7*	10.43
1259	6952	67 Aquilæ,	<i>ρ</i> 5		7	20.25	2.779	75	15	21.9	10.66
1260	6959	Cygni,	5		8	21.19	1.671	38	59	10.0	10.65
1261	6965	31 Cygni,	<i>ο</i> * 4		8	54.58*	1.890	43	42	40.6*	10.75
1262	6966	Vulpeculæ,	5		8	54.68	2.540	64	51	43.2	10.70
1263	6972	5 Capricorni,	<i>α</i> ¹ 4		9	19.76*	3.334	102	58	4.0*	10.75
1264	6973	23 Vulpeculæ,	4½		9	33.36	2.485	62	38	32.4	10.80
1265	6974	6 Capricorni,	<i>α</i> ² 3		9	43.67*	3.339	103	0	20.7*	10.79
1266	6976	33 Cygni,	4½		9	54.48*	1.401	33	53	23.0*	10.81
1267	6979	24 Vulpeculæ,	5		10	22.11	2.569	65	47	14.0	10.82
1268	6983	32 Cygni,	4½		10	49.97*	1.854	42	44	39.2*	10.87
1269	6991	8 Capricorni,	<i>ν</i> 5		12	20.30*	3.337	103	13	36.7*	10.94
1270	6995	9 Capricorni,	<i>β</i> 3½		12	34.69*	+ 3.380	105	15	3.4*	11.01
1271	6999	Ursæ Minoris,	<i>λ</i> 5		13	1.76*	-53.184	1	8	22.0*	11.02
1272	7004	Pavonis,	<i>α</i> 2		13	45.03	+ 4.807	147	12	35.3	11.02
1273	7005	1 Cephei,	<i>κ</i> 4½		13	50.39*	- 1.862	12	44	34.7*	11.07
1274	7022	37 Cygni,	<i>γ</i> 3		16	50.81*	+ 2.153	50	13	15.4*	11.30
1275	7027	Cygni,	5		17	25.78	2.126	49	27	4.6	11.32
1276	7029	39 Cygni,	5		17	52.25	2.395	58	17	26.5	11.40
1277	7031	10 Capricorni,	<i>π</i> 5		18	43.79*	3.446	108	41	57.1*	11.46
1278	7042	11 Capricorni,	<i>ρ</i> 5		20	17.88*	3.433	108	18	19.4*	11.55
1279	7058	69 Aquilæ,	5		21	48.62	3.145	93	22	49.1	11.65
1280	7067	41 Cygni,	4½		23	15.99	2.450	60	7	46.2	11.75
1281	7085	45 Cygni,	<i>ω</i> * 5		25	24.79	1.858	41	33	2.5	11.91
1282	7088	2 Delphini,	<i>ε</i> 4		26	2.66*	2.868	79	12	11.2*	11.93
1283	7091	46 Cygni,	<i>ω</i> * 5		26	40.95	1.851	41	17	1.5	11.95
1284	7096	Indi,	<i>α</i> 3		26	59.94	4.264	137	48	34.0	12.06
1285	7098	2 Cephei,	<i>θ</i> 5		27	3.34*	1.020	27	30	32.1*	11.99
1286	7106	Pavonis,	<i>ν</i> 5		28	7.79	5.642	157	17	0.3	11.96
1287	7107	4 Delphini,	<i>ζ</i> 5		28	17.73*	2.807	75	50	23.9*	12.13
1288	7121	6 Delphini,	<i>β</i> 4		30	30.86*	2.813	75	55	25.0*	12.23
1289	7122	71 Aquilæ,	5		30	35.24*	3.104	91	37	31.1	12.27
1290	7129	Pavonis,	<i>β</i> 3		31	22.68	5.524	156	44	9.6	12.29
1291	7134	15 Capricorni,	<i>ν</i> 5		31	30.26*	3.426	108	39	45.9*	12.36
1292	7137	8 Delphini,	<i>θ</i> 4½		31	39.29	2.833	77	12	26.7	12.36
1293	7149	9 Delphini,	<i>α</i> 3½		32	40.26*	2.791	74	36	49.4*	12.41
1294	7165	Pavonis,	<i>σ</i> 4½		35	0.51	5.823	159	19	1.5	12.63
1295	7171	50 Cygni,	<i>α</i> 1		36	19.12*	2.044	45	15	12.4*	12.64
1296	7173	11 Delphini,	<i>δ</i> 4		36	27.50*	2.804	75	27	36.8	12.63
1297	7177	16 Capricorni,	4½		37	12.31*	+ 3.570	115	48	21.7*	12.55
1298	7178	75 Draconis,	5½		37	25.20*	- 3.382	9	5	41.9*	12.72
1299	7184	Ursæ Minoris,	5		37	47.97	-41.226	1	20	4.6	12.75
1300	7196	2 Aquarii,	4½	20	39	33.13*	+ 3.259	100	2	28.6*	-12.84

CATALOGUE OF 1500 STARS.

No.	Logarithms of				Logarithms of			
	a	b	c	d	a'	b'	c'	d'
1251	+8.5792	-8.8408	+0.5817	-8.3091	+9.0204	+9.4114	-0.9837	-9.9431
1252	8.5572	8.8183	0.3917	+8.2193	-9.8967	-9.3440	0.9841	9.9429
1253	8.5480	8.8070	0.4048	+8.1638	-9.8790	-9.2993	0.9857	9.9425
1254	8.8869	9.1260	9.8149	+8.8421	-9.9862	-9.6537	1.0008	9.9377
1255	8.9460	9.1753	9.4738	+8.9114	-9.9831	-9.6713	1.0081	9.9352
1256	8.8553	9.0801	9.9776	+8.7994	-9.9832	-9.6533	1.0114	9.9340
1257	8.5345	8.7576	0.4908	-6.8775	-9.6181	+8.0535	1.0127	9.9336
1258	8.6296	8.8514	0.3474	+8.4030	-9.9336	-9.4848	1.0136	9.9332
1259	8.5607	8.7677	0.4428	+7.9663	-9.8034	-9.1279	1.0244	9.9292
1260	8.7505	8.9532	0.2230	+8.6410	-9.9692	-9.6159	1.0275	9.9286
1261	8.7114	8.9118	0.2759	+8.5704	-9.9597	-9.5860	1.0292	9.9273
1262	8.5941	8.7945	0.4048	+8.2223	-9.8764	-9.3552	1.0292	9.9273
1263	8.5634	8.7620	0.5225	-7.9144	-9.3679	+9.0792	1.0304	9.9268
1264	8.6043	8.8020	0.3956	+8.2666	-9.8885	-9.3912	1.0311	9.9266
1265	8.5646	8.7616	0.5226	-7.9169	-9.3672	+9.0817	1.0316	9.9264
1266	8.8075	9.0037	0.1435	+8.7267	-9.9742	-9.6491	1.0322	9.9261
1267	8.5952	8.7895	0.4089	+8.2081	-9.8700	-9.3442	1.0335	9.9256
1268	8.7249	8.9172	0.2680	+8.5908	-9.9602	-9.5986	1.0349	9.9250
1269	8.5727	8.7588	0.5230	-7.9322	-9.3631	+9.0968	1.0393	9.9232
1270	8.5773	8.7624	+0.5284	-7.9973	-9.2978	+9.1578	1.0400	9.9229
1271	0.2644	0.4477	-1.7254	+0.2643	-9.9267	-9.7390	1.0413	9.9223
1272	8.8314	9.0117	+0.6815	-8.7561	+9.6689	+9.6658	1.0434	9.9214
1273	9.2218	9.4017	-0.2699	+9.2110	-9.9588	-9.7306	1.0437	9.9213
1274	8.6882	8.8558	+0.3325	+8.4943	-9.9358	-9.5560	1.0522	9.9175
1275	8.6947	8.8599	0.3276	+8.5077	-9.9377	-9.5645	1.0538	9.9167
1276	8.6469	8.8103	0.3783	+8.3676	-9.9045	-9.4734	1.0550	9.9162
1277	8.6026	8.7625	0.5369	-8.1086	-9.1688	+9.2611	1.0574	9.9150
1278	8.6059	8.7594	0.5356	-8.1029	-9.1903	+9.2564	1.0616	9.9130
1279	8.5881	8.7356	0.4962	-7.3587	-9.5857	+8.5340	1.0657	9.9109
1280	8.6531	8.7948	0.3888	+8.3504	-9.8922	-9.4646	1.0695	9.9090
1281	8.7751	8.9082	0.2685	+8.6492	-9.9496	-9.6470	1.0751	9.9060
1282	8.6062	8.7368	0.4572	+7.8788	-9.7611	-9.0471	1.0767	9.9051
1283	8.7806	8.9087	0.2670	+8.6565	-9.9489	-9.6520	1.0784	9.9042
1284	8.7737	8.9006	0.6286	-8.6435	+9.4804	+9.6467	1.0792	9.9038
1285	8.9365	9.0631	0.0060	+8.8843	-9.9595	-9.7250	1.0793	9.9037
1286	9.0169	9.1393	0.7497	-8.9819	+9.7550	+9.7447	1.0820	9.9022
1287	8.6175	8.7392	0.4474	+8.0060	-9.7896	-9.1687	1.0824	9.9019
1288	8.6229	8.7359	0.4480	+8.0089	-9.7878	-9.1717	1.0879	9.8987
1289	8.6100	8.7227	0.4914	-7.0627	-9.6142	+8.2387	1.0881	9.8986
1290	9.0152	9.1248	0.7424	-8.9784	+9.7436	+9.7510	1.0901	9.8975
1291	8.6355	8.7446	0.5349	-8.1406	-9.2000	+9.2933	1.0904	9.8973
1292	8.6233	8.7319	0.4520	+7.9686	-9.7766	-9.1337	1.0907	9.8970
1293	8.6307	8.7353	0.4443	+8.0545	-9.7973	-9.2147	1.0932	9.8955
1294	9.0724	9.1679	0.7659	-9.0435	+9.7607	+9.7676	1.0988	9.8920
1295	8.7721	8.8625	0.3100	+8.6197	-9.9318	-9.6472	1.1018	9.8900
1296	8.6380	8.7278	0.4474	+8.0378	-9.7888	-9.1997	1.1022	9.8898
1297	8.6712	8.7582	+0.5528	-8.3100	-8.7308	+9.4405	1.1039	9.8886
1298	9.4272	9.5134	-0.5299	+9.4218	-9.9202	-9.7967	1.1044	9.8883
1299	0.2599	0.3443	-1.6152	+0.2598	-9.8931	-9.8031	1.1055	9.8876
1300	+8.6377	-8.7156	+0.5122	-7.8791	-9.4676	+9.0485	-1.1093	-9.8850

CATALOGUE OF 1500 STARS.

No.	B. A. C.	Constellation.	Mag.	Right Ascension, Jan. 1, 1850.			Annual Variation.	North Polar Dist.			Annual Variation.	
				h.	m.	s.		°	'	"		
1301	7200	12 Delphini,	γ	4	20	39	42.05	+2.785	74	24	44.9	-12.72
1302	7201	3 Aquarii,		4		39	49.25*	3.173	95	34	24.3*	12.85
1303	7204	53 Cygni,	ϵ	3		40	8.55	2.426	56	35	20.4	13.23
1304	7207	Microscopii,	α	4 $\frac{1}{2}$		40	35.59	3.790	124	19	51.1*	12.78
1305	7213	54 Cygni,	λ	5		42	34.06	2.333	54	3	27.9	13.06
1306	7215	Cephei,		5		42	37.72*	1.495	32	57	24.9*	12.81
1307	7220	3 Cephei,	η	3 $\frac{1}{2}$		42	13.97*	1.232	28	44	33.6	13.86
1308	7228	Indi,	β	4		43	2.81	4.757	149	0	54.8	13.09
1309	7239	6 Aquarii,	μ	4 $\frac{1}{2}$		44	33.56*	3.246	99	32	33.3*	13.17
1310	7250	Octantis,	α	4 $\frac{1}{2}$		46	23.07	7.614	167	35	17.5	12.73
1311	7253	57 Cygni,		5		47	56.44*	2.120	46	10	43.1*	13.43
1312	7256	32 Vulpeculæ,		4 $\frac{1}{2}$		48	10.05*	2.557	62	30	36.5*	13.47
1313	7277	58 Cygni,	ν	4		51	35.04*	2.234	49	24	28.8*	13.68
1314	7281	Cephei,		5		52	16.14*	+1.605	33	41	18.5*	13.67
1315	7291	76 Draconis,		5		53	7.61*	-3.832	8	1	43.9*	13.78
1316	7299	Cephei,		5		54	13.17*	-2.422	10	0	47.2*	13.82
1317	7305	22 Capricorni,	η	5		55	51.59*	+3.430	110	26	40.9*	13.90
1318	7333	62 Cygni,	ξ	4		59	28.68*	2.180	46	40	5.7*	14.17
1319	7336	61 Cygni,		5 $\frac{1}{2}$	21	0	10.71	2.691	51	59	8.0	17.49
1320	7344	13 Aquarii,	ν	5		1	25.03*	3.276	101	58	32.7*	14.28
1321	7345	63 Cygni,	f^*	5		1	26.08*	2.063	42	57	8.7*	14.28
1322	7350	5 Equulei,	γ	5		3	2.89	2.923	80	28	11.1	14.20
1323	7368	64 Cygni,	ζ	3		6	33.22*	2.550	60	23	9.4*	14.52
1324	7372	7 Equulei,	δ	4 $\frac{1}{2}$		7	10.57	2.927	80	35	52.5	14.34
1325	7374	29 Capricorni,		5		7	26.34*	3.334	105	47	29.4*	14.66
1326	7377	Cephei,		5		7	59.05*	1.542	30	37	44.3*	14.63
1327	7380	8 Equulei,	α	4 $\frac{1}{2}$		8	19.45*	+3.005	85	22	10.1*	14.61
1328	7381	77 Draconis,		5 $\frac{1}{2}$		8	22.65	-1.046	12	28	59.6	14.72
1329	7385	65 Cygni,	τ	5		8	48.33*	+2.391	52	35	33.0*	15.23
1330	7386	4 Piscis Ausat.,		5		8	49.71*	3.665	122	47	45.8*	14.66
1331	7398	67 Cygni,	σ	4 $\frac{1}{2}$		11	31.69	2.353	51	13	54.3	14.87
1332	7399	66 Cygni,	ν	4 $\frac{1}{2}$		11	45.12	2.462	55	43	49.3	14.91
1333	7407	32 Capricorni,	ι	5		13	53.20*	3.357	107	28	12.1*	15.07
1334	7409	Pavonis,	γ	3		13	58.74	5.081	156	2	27.5	15.73
1335	7416	5 Cephei,	α	3		14	59.74*	1.439	28	2	55.5*	15.09
1336	7418	1 Pegasi,		4		15	9.08	2.776	70	50	4.3	15.18
1337	7423	Indi,	γ	5		15	31.42	4.337	145	18	18.9	14.95
1338	7428	6 Cephei,		5		16	15.07	1.259	25	45	47.3	15.15
1339	7445	34 Capricorni,	ζ	4		18	5.65*	3.443	113	3	27.5*	15.31
1340	7478	22 Aquarii,	β	3		23	39.51*	3.168	96	13	41.7*	15.60
1341	7480	71 Cygni,	g	5		23	54.95*	2.206	44	7	8.0*	15.69
1342	7493	8 Cephei,	β	3		26	42.32*	0.807	20	5	49.7*	15.69
1343	7495	Cephei,		5		26	52.03	1.647	30	12	3.9	15.74
1344	7503	73 Cygni,	ρ	4 $\frac{1}{2}$		28	20.60*	2.250	45	4	10.0*	15.77
1345	7506	39 Capricorni,	ϵ	5		28	40.46*	+3.375	110	8	6.5*	15.86
1346	7510	Cephei,		5 $\frac{1}{2}$		29	6.18	-1.389	10	7	48.8	15.06
1347	7514	23 Aquarii,	ξ	5		29	45.77*	+3.202	98	31	26.1*	15.89
1348	7522	4 Pegasi,		5		31	1.09	3.004	84	54	10.9	15.99
1349	7525	40 Capricorni,	γ	4		31	46.40*	3.341	107	20	13.2*	16.02
1350	7539	41 Capricorni,		5	21	33	27.80	+3.435	113	56	16.3	-16.04

CATALOGUE OF 1500 STARS.

No.	Logarithms of				Logarithms of			
	a	b	c	d	a'	b'	c'	d'
1301	+8.6476	-8.7249	+0.4448	+8.0769	-9.7953	-9.2367	-1.1096	-9.8847
1302	8.6336	8.7105	0.5011	-7.6210	-9.5532	+8.7950	1.1099	9.8845
1303	8.7108	8.7864	0.3794	+8.4516	-9.8942	-9.5493	1.1106	9.8840
1304	8.7164	8.7903	0.5762	-8.4677	+8.8615	+9.5607	1.1116	9.8833
1305	8.7272	8.7974	0.3678	+8.4958	-9.9022	-9.5802	1.1138	9.8817
1306	8.9000	8.9700	0.1762	+8.8238	-9.9420	-9.7355	1.1139	9.8817
1307	8.9549	9.0226	0.858	+8.8978	-9.9420	-9.7560	1.1153	9.8807
1308	8.9271	8.9916	0.6773	-8.8603	+9.6294	+9.7480	1.1171	9.8793
1309	8.6481	8.7068	0.5105	-7.8677	-9.4816	+9.0377	1.1204	9.8769
1310	9.3137	9.3654	0.8816	-9.3034	+9.8042	+9.8118	1.1243	9.8738
1311	8.7911	8.8368	0.3257	+8.6314	-9.9179	-9.6658	1.1276	9.8712
1312	8.7018	8.7467	0.4072	+8.3661	-9.8620	-9.4901	1.1281	9.8708
1313	8.7764	8.8083	0.3486	+8.5898	-9.9064	-9.6463	1.1352	9.8649
1314	8.9142	8.9435	+0.2056	+8.8344	-9.9287	-9.7545	1.1366	9.8637
1315	9.5149	9.5410	-0.5832	+9.5106	-9.8929	-9.8318	1.1383	9.8621
1316	9.4219	9.4438	-0.3833	+9.4153	-9.8972	-9.8316	1.1405	9.8602
1317	8.6937	8.7094	+0.5352	-8.2369	-9.1909	+9.3847	1.1437	9.8572
1318	8.8106	8.8126	0.3378	+8.6471	-9.9042	-9.8650	1.1507	9.8505
1319	8.7773	8.7766	0.3678	+8.5668	-9.8904	-9.6393	1.1520	9.8492
1320	8.6856	8.6803	0.5145	-8.0026	-9.4451	+9.1692	1.1544	9.8468
1321	8.8427	8.8373	0.3142	+8.7072	-9.9085	-9.7166	1.1544	9.8468
1322	8.6851	8.6736	0.4645	+7.9041	-9.7352	-9.0742	1.1574	9.8436
1323	8.7463	8.7214	0.4063	+8.4401	-9.8553	-9.5554	1.1638	9.8367
1324	8.6925	8.6652	0.4652	+7.9056	-9.7323	-9.0758	1.1649	9.8355
1325	8.7038	8.6755	0.5223	-8.1386	-9.3646	+9.2979	1.1654	9.8349
1326	8.9809	8.9506	0.1848	+8.9156	-9.9074	-9.7988	1.1662	9.8338
1327	8.6900	8.6584	+0.4767	+7.5970	-9.6880	-8.7717	1.1669	9.8331
1328	9.3539	9.3222	-0.0173	+9.3435	-9.8800	-9.8544	1.1670	9.8330
1329	8.7895	8.7561	+0.3758	+8.5730	-9.8793	-9.6491	1.1678	9.8321
1330	8.7649	8.7314	0.5630	-8.4986	+7.5052	+9.5993	1.1678	9.8321
1331	8.8023	8.7585	0.3711	+8.5990	-9.8798	-9.6670	1.1725	9.8265
1332	8.7774	8.7328	0.3910	+8.5280	-9.8668	-9.6212	1.1729	9.8260
1333	8.7187	8.6659	0.5250	-8.1961	-9.3322	+9.3517	1.1765	9.8215
1334	9.0897	9.0366	0.7045	-9.0506	+9.6329	+9.8353	1.1766	9.8213
1335	9.0277	8.9707	0.1511	+8.9735	-9.8954	-9.8219	1.1783	9.8191
1336	8.7251	8.6675	0.4416	+8.2413	-9.7967	-9.3927	1.1786	9.8188
1337	8.9456	8.8866	0.6376	-8.8606	+9.4679	+9.7920	1.1792	9.8180
1338	9.0640	9.0022	0.0988	+9.0185	-9.8914	-9.8327	1.1804	9.8164
1339	8.7413	8.6724	0.5366	-8.3342	-9.1617	+9.4741	1.1834	9.8123
1340	8.7165	8.6262	0.5000	-7.7518	-9.5599	+8.9253	1.1922	9.7997
1341	8.8716	8.7803	0.3429	+8.7276	-9.8774	-9.7464	1.1926	9.7991
1342	9.1224	9.0803	9.9057	+9.1552	-9.8642	-9.8673	1.1968	9.7925
1343	9.0172	8.9144	0.2168	+8.9538	-9.8773	-9.8315	1.1971	9.7921
1344	8.8709	8.7624	0.3524	+8.7199	-9.8699	-9.7460	1.1993	9.7885
1345	8.7488	8.6390	+0.5278	-8.2857	-9.2929	+9.4344	1.1998	9.7877
1346	9.4768	9.3653	-0.1784	+9.4700	-9.8316	-9.8913	1.2004	9.7867
1347	8.7279	8.6138	+0.5042	-7.8988	-9.5299	+9.0701	1.2013	9.7850
1348	8.7266	8.6076	0.4769	+7.6752	-9.6866	-8.8492	1.2032	9.7819
1349	8.7461	8.6241	0.5214	-8.2203	-9.3705	+9.3762	1.2042	9.7800
1350	+8.7674	-8.6387	+0.5346	-8.3756	-9.1889	+9.5127	-1.2066	-9.7758

CATALOGUE OF 1500 STARS.

No.	B. A. C.	Constellation.	Mag.	Right Ascension, Jan. 1, 1850.			Annual Variation.	North Polar Dist., Jan. 1, 1850.			Annual Variation.
				h.	m.	s.		°	'	"	
1351	7542	9 Cephei,	5	21	33	53.84*	+1.609	28	35	36.1*	-16.14
1352	7543	43 Capricorni,	5		34	16.47*	3.364	109	32	49.9*	16.16
1353	7557	9 Piscis Aust.,	4½		36	0.02*	3.600	123	42	25.2*	16.14
1354	7560	80 Cygni,	π¹	4½	36	46.26*	2.122	39	29	36.7*	16.25
1355	7561	8 Pegasi,	ε	2½	36	49.11*	2.951	80	48	37.0*	16.29
1356	7567	9 Pegasi,	4½	37	24.73		2.844	73	20	4.7	16.36
1357	7568	78 Cygni,	μ¹	5	37	26.08*	2.673	61	55	58.3*	16.08
1358	7571	10 Pegasi,	κ	4	37	51.26	2.712	65	2	32.6	16.35
1359	7580	49 Capricorni,	δ	3½	38	45.30*	3.323	106	48	18.5*	16.12
1360	7583	10 Piscis Aust.,	θ	5	38	55.41	3.547	121	35	24.2*	16.39
1361	7588	11 Cephei,	4½	39	42.86*		0.908	19	22	43.0*	16.47
1362	7595	10 Cephei,	ν	4½	41	7.53*	1.731	29	34	12.4*	16.46
1363	7597	78 Draconis,	5	41	13.03*		0.762	18	22	1.6*	16.47
1364	7598	81 Cygni,	π²	5	41	15.38*	2.210	41	22	58.4*	16.48
1365	7607	14 Pegasi,	5	43	12.63		2.648	60	31	19.9	16.58
1366	7610	Cephei,	5	44	21.68*		1.096	20	32	37.1*	16.65
1367	7613	Gruis,	γ	3	44	49.99	3.672	128	4	3.9	16.55
1368	7618	51 Capricorni,	μ	5	45	6.72*	3.285	104	15	18.1*	16.72
1369	7633	Indi,	δ	5	47	40.33	4.129	145	42	8.6	16.81
1370	7634	Indi,	κ¹	5	47	51.53	4.289	149	43	26.4	16.98
1371	7657	12 Piscis Aust.,	η	5	52	12.57	3.469	119	10	15.0	17.05
1372	7672	31 Aquarii,	ο	5	55	33.31	3.110	92	52	37.2	17.19
1373	7684	Gruis,	λ	5	57	3.47	3.650	130	15	55.1	17.02
1374	7686	16 Cephei,	5	57	5.37*		0.885	17	32	0.0*	17.06
1375	7688	34 Aquarii,	α	3	58	4.64*	3.085	91	2	47.4*	17.29
1376	7689	22 Pegasi,	ν	5	58	6.89	3.031	85	40	22.3	17.38
1377	7691	33 Aquarii,	ι	4½	58	19.77*	3.252	104	35	42.3*	17.25
1378	7692	Gruis,	α	2	58	45.09	3.824	137	41	3.2	17.13
1379	7699	18 Cephei,	5	59	22.29		1.770	27	36	34.2	17.34
1380	7700	17 Cephei,	ξ	5	59	26.04*	1.738	26	6	6.3*	17.42
1381	7706	24 Pegasi,	ι	4	22	0 1.84	2.788	65	23	7.4	17.42
1382	7721	27 Pegasi,	π¹	5	2	35.11*	2.655	57	33	31.0*	17.45
1383	7723	26 Pegasi,	θ	4	2	37.97*	3.033	84	32	17.3*	17.53
1384	7731	29 Pegasi,	π²	4	3	19.76*	2.658	57	33	21.8*	17.54
1385	7746	Lacertæ,	5	5	19.65		2.304	39	55	0.6	17.60
1386	7749	21 Cephei,	ζ	4	5	39.53*	2.071	32	32	12.9*	17.60
1387	7756	Gruis,	μ¹	5	6	33.93	3.667	132	5	29.4	17.54
1388	7758	24 Cephei,	5	6	54.77		1.170	18	23	50.5	17.65
1388	7765	Lacertæ,	5	7	26.87		2.574	51	1	43.4	17.53
1390	7767	Tucanæ,	α	3	8	10.83	4.194	151	0	14.5	17.72
1391	7773	43 Aquarii,	θ	4½	8	54.85*	3.175	98	31	41.6*	17.75
1392	7777	1 Lacertæ,	5	9	26.24		2.605	52	59	47.4	17.79
1393	7778	23 Cephei,	ε	4½	9	31.13*	2.197	33	42	11.1*	17.81
1394	7788	30 Pegasi,	5	12	54.79		3.025	84	57	46.5	17.88
1395	7790	47 Aquarii,	5	13	19.93		3.319	112	20	49.7	17.89
1396	7795	48 Aquarii,	γ	3	13	54.42*	3.106	92	8	28.5*	17.99
1397	7796	31 Pegasi,	4½	14	8.29		2.955	78	32	52.7	17.99
1398	7800	2 Lacertæ,	5	14	50.22*		2.465	44	13	1.9*	18.00
1399	7808	Tucanæ,	δ	5	16	35.73	4.348	155	43	41.9	17.87
1400	7814	52 Aquarii,	π	5	22	17 36.99*	+3.068	89	22	55.4*	-18.10

CATALOGUE OF 1500 STARS

No.	Logarithms of				Logarithms of			
	a	b	c	d	a'	b'	c'	d'
1351	+9.0490	-8.9186	+0.2070	+8.9925	-9.8635	-9.8485	-1.2073	-9.7747
1352	8.7553	8.6234	0.5254	-8.2798	-9.3228	+9.4301	1.2078	9.7737
1353	8.8118	8.6731	0.5557	-8.5561	-8.5416	+9.6522	1.2102	9.7692
1354	8.9295	8.7877	0.3267	+8.8169	-9.8618	-9.7965	1.2112	9.7672
1355	8.7386	8.5966	0.4690	+7.9419	-9.7175	-9.1124	1.2113	9.7671
1356	8.7524	8.6081	0.4529	+8.2100	-9.7655	-9.3674	1.2121	9.7655
1357	8.7882	8.6437	0.4241	+8.4607	-9.8176	-9.5825	1.2121	9.7655
1358	8.7770	8.6308	0.4328	+8.4022	-9.8052	-9.5358	1.2127	9.7643
1359	8.7546	8.6048	0.5190	-8.2156	-9.3950	+9.3728	1.2139	9.7619
1360	8.8055	8.6551	0.5497	-8.5247	-8.8274	+9.6311	1.2142	9.7615
1361	9.2160	9.0624	9.9476	+9.1907	-9.8364	-9.8876	1.2152	9.7594
1362	9.0455	8.8862	0.2377	+8.9849	-9.8510	-9.8542	1.2171	9.7555
1363	9.2404	9.0808	9.8912	+9.2177	-9.8305	-9.8923	1.2172	9.7553
1364	8.9187	8.7588	0.3438	+8.7939	-9.8536	-9.7903	1.2172	9.7552
1365	8.8017	8.6339	0.4226	+8.4937	-9.8158	-9.6096	1.2198	9.7498
1366	9.1977	9.0252	0.0335	+9.1692	-9.8291	-9.8905	1.2213	9.7465
1367	8.8474	8.6730	0.5627	-8.6374	+7.0792	+9.7096	1.2219	9.7452
1368	8.7575	8.5819	0.5131	-8.1488	-9.4532	+9.3113	1.2222	9.7444
1369	8.9962	8.8101	0.6171	-8.9133	+9.3147	+9.8402	1.2254	9.7371
1370	9.0448	8.8579	0.6354	-8.9811	+9.4014	+9.8597	1.2256	9.7365
1371	8.8115	8.6064	0.5398	-8.4994	-9.0828	+9.6166	1.2309	9.7236
1372	8.7570	8.5377	0.4921	-7.4577	-9.6101	+8.6332	1.2348	9.7132
1373	8.8756	8.6498	0.5622	-8.6861	-6.9031	+9.7447	1.2365	9.7085
1374	9.2793	9.0534	9.9582	+9.2586	-9.7909	-9.9136	1.2365	9.7084
1375	8.7594	8.5292	0.4890	-7.0209	-9.6280	+8.1970	1.2376	9.7052
1376	8.7606	8.5303	0.4799	+7.6383	-9.6730	-8.8131	1.2377	9.7051
1377	8.7739	8.5426	0.5115	-8.1752	-9.4660	+9.3371	1.2379	9.7044
1378	8.9319	8.6088	0.5811	-8.8008	+8.9085	+9.8051	1.2384	9.7030
1379	9.0948	8.8589	0.2520	+9.0423	-9.8104	-9.8843	1.2391	9.7010
1380	9.1174	8.8813	0.2306	+9.0707	-9.8074	-9.8902	1.2392	9.7008
1381	8.8028	8.5641	0.4416	+8.4225	-9.7801	-9.5572	1.2398	9.6989
1382	8.8379	8.5880	0.4239	+8.5674	-9.7988	-9.6698	1.2425	9.6904
1383	8.7663	8.5161	0.4783	+7.7448	-9.6800	-8.9189	1.2426	9.6902
1384	8.8387	8.5855	0.4243	+8.5683	-9.7978	-9.6707	1.2433	9.6879
1385	8.9598	8.6976	0.3625	+8.8446	-9.8105	-9.8280	1.2454	9.6810
1386	9.0368	8.7731	0.3155	+8.9626	-9.8040	-9.8694	1.2458	9.6799
1387	8.8979	8.6301	0.5616	-8.7242	-7.5563	+9.7708	1.2467	9.6767
1388	9.2696	9.0002	0.0669	+9.2468	-9.7683	-9.9221	1.2471	9.6755
1389	8.8786	8.6068	0.4083	+9.6772	-9.8021	-9.7440	1.2476	9.6736
1390	9.0845	8.8094	0.6234	-9.0264	+9.3002	+9.8880	1.2483	9.6710
1391	8.7756	8.4971	0.5002	-7.9467	-9.5564	+9.1180	1.2491	9.6683
1392	8.8690	8.5880	0.4155	+8.6485	-9.7964	-9.7269	1.2496	9.6665
1393	9.0272	8.7459	0.3307	+8.9472	-9.7969	-9.8675	1.2497	9.6662
1394	8.7764	8.4792	0.4797	+7.7199	-9.6739	-8.8943	1.2530	9.6536
1395	8.8090	8.5099	0.5208	-8.3890	-9.3632	+9.5312	1.2534	9.6521
1396	8.7759	8.4741	0.4904	-7.3484	-9.6201	+8.5242	1.2539	9.6499
1397	8.7846	8.4816	0.4698	+8.0824	-9.7108	-9.2498	1.2541	9.6490
1398	8.9330	8.6268	0.3913	+8.7884	-9.7924	-9.8079	1.2548	9.6463
1399	9.1642	8.8495	0.6398	-9.1240	+9.3406	+9.9140	1.2564	9.6395
1400	+8.7791	-8.4594	+0.4864	+6.8120	-9.6421	-7.9880	-1.2574	-9.6355

CATALOGUE OF 1500 STARS.

No.	B. A. C.	Constellation.	Mag.	Right Ascension, Jan. 1, 1850.			Annual Variation.	North Polar Dist., Jan. 1, 1850.			Annual Variation.	
				h.	m.	s.		°	'	"		
1401	7815	3 Lacertæ,	β	4†	22	17	40.35*	+2.343	38	31	16.7*	-17.92
1402	7820	4 Lacertæ,		5		18 26.49	2.416	41	16	57.9	18.10	
1403	7828	Gruis,	δ^1	4	20	17.06	3.624	134	15	35.5	18.15	
1404	7830	Gruis,	δ^2	5	20	46.75	3.632	134	30	56.6	18.03	
1405	7832	55 Aquarii,	ζ	4	21	6.37*	3.092	90	47	8.1*	18.27	
1406	7840	57 Aquarii,	σ	5	22	42.20*	3.184	101	26	37.3*	18.36	
1407	7841	Tucanæ,	ν	5	22	47.98	4.118	152	45	4.1	18.16	
1408	7842	17 Piscis Aust.,	β	4	22	57.92*	3.437	123	6	50.6*	18.26	
1409	7845	5 Lacertæ,		5	23	18.85	2.503	43	3	33.9	18.31	
1410	7848	27 Cephei,	δ	4†	23	36.60*	+2.213	32	21	5.3*	18.30	
1411	7851	Ursæ Minoris,		5†	24	30.09*	-3.501	4	38	59.3*	18.35	
1412	7855	7 Lacertæ,	α	4	25	7.35*	+2.457	40	29	14.4*	18.35	
1413	7857	28 Cephei,		5†	25	31.26	0.537	11	58	41.8	18.36	
1414	7864	59 Aquarii,	ν	5	26	28.91	3.296	111	28	26.5	18.31	
1415	7868	62 Aquarii,	η	4	27	38.77*	3.087	90	53	20.3*	18.40	
1416	7886	Octantis,	β	5	30	21.23	6.688	172	9	53.6	18.53	
1417	7896	31 Cephei,		5	32	3.90*	1.486	17	8	4.8*	18.66	
1418	7898	18 Piscis Aust.,	ϵ	4	32	21.01*	3.338	117	49	27.6*	18.59	
1419	7902	30 Cephei,		5	33	20.56*	2.114	27	11	39.3*	18.62	
1420	7904	Gruis,	β	3	33	41.22	3.626	137	40	1.8	18.60	
1421	7908	42 Pegasi,	ζ	3	33	58.89*	2.990	79	57	0.3*	18.68	
1422	7914	43 Pegasi,	θ	5	34	43.24*	2.809	61	28	25.8*	18.67	
1423	7923	44 Pegasi,	η	3	35	58.57*	2.805	60	33	43.0*	18.71	
1424	7925	Gruis,	η	5	36	23.50	3.731	144	17	18.3	18.48	
1425	7943	46 Pegasi,	ξ	5	39	12.02	2.993	78	35	38.4	18.39	
1426	7945	47 Pegasi,	λ	4†	39	18.66	2.883	67	13	19.4	18.85	
1427	7946	Gruis,	ϵ	4	39	28.04	3.666	142	6	14.5	18.83	
1428	7958	48 Pegasi,	μ	4	42	46.10*	2.888	66	11	20.8*	18.91	
1429	7961	Cephei,		5	43	34.66	2.443	34	53	31.3	18.95	
1430	7966	22 Piscis Aust.,	γ	5	44	10.71	3.361	123	40	14.8*	19.02	
1431	7967	32 Cephei,	ι	4	44	21.28*	2.114	24	35	15.6*	18.85	
1432	7970	73 Aquarii,	λ	4	44	47.10*	3.133	98	22	34.8*	19.05	
1433	7973	Cephei,		5	45	31.53	2.304	29	5	59.3	19.08	
1434	7980	76 Aquarii,	δ	3	46	40.95*	+3.195	106	37	1.4*	19.06	
1435	7990	Cephei,		5†	47	55.54*	-0.006	7	38	32.0*	19.14	
1436	7992	24 Piscis Aust.,	α	1	49	21.03*	+3.335	120	24	57.1*	18.96	
1437	8008	Gruis,	ζ	5	52	0.19	+3.610	143	33	22.8	19.27	
1438	8023	1 Andromedæ,	θ	4	55	1.79*	+2.745	48	28	44.3*	19.28	
1439	8026	Cephei,		5†	55	25.07	-0.146	6	27	23.7	19.31	
1440	8031	4 Piscium,	β	5	56	14.67*	+3.057	86	59	11.3*	19.28	
1441	8032	53 Pegasi,	β	2	56	30.53*	2.898	62	43	46.8*	19.46	
1442	8034	54 Pegasi,	α	2	57	17.51*	2.985	75	36	2.8*	19.32	
1443	8039	Cephei,		5	57	50.89	2.251	23	35	55.2	19.35	
1444	8043	Gruis,	θ	5	58	24.79	3.414	134	19	43.8	19.28	
1445	8051	55 Pegasi,		5	59	27.03	3.021	81	23	58.4	19.37	
1446	8052	56 Pegasi,		4†	59	48.85	2.916	65	20	25.0	19.37	
1447	8062	88 Aquarii,	c^2	4†	23	1 26.57	3.212	111	59	6.2	19.48	
1448	8067	Gruis,	ι	5	1	50.78	3.419	136	3	23.8	19.70	
1449	8069	89 Aquarii,	c^2	5	1	53.85	3.219	113	16	7.2	19.46	
1450	8074	33 Cephei,	π	5	23	3 8.53*	+1.882	15	25	22.1*	-19.39	

CATALOGUE OF 1500 STARS.

No.	Logarithms of				Logarithms of			
	a	b	c	d	a'	b'	c'	d'
1401	+8.9847	-8.6649	+0.3702	+8.8782	-9.7841	-9.8486	-1.2574	-9.6353
1402	8.9604	8.6367	0.3834	+8.8363	-9.7843	-9.8318	1.2581	9.6322
1403	8.9264	8.5937	0.5587	-8.7702	-8.2201	+9.8013	1.2598	9.6248
1404	8.9288	8.5936	0.5590	-8.7745	-8.1847	+9.8037	1.2602	9.6228
1405	8.7822	8.4454	0.4883	-6.9192	-9.6317	+8.0953	1.2605	9.6214
1406	8.7923	8.4474	0.5027	-8.0898	-9.5361	+9.2572	1.2619	9.6148
1407	9.1229	8.7776	0.6169	-9.0718	+9.2232	+9.9086	1.2619	9.6144
1408	8.8607	8.5146	0.5352	-8.5982	-9.1433	+9.6973	1.2621	9.6137
1409	8.9498	8.6019	0.3953	+8.8135	-9.7749	-9.8239	1.2624	9.6122
1410	9.0559	8.7064	+0.3442	+8.9826	-9.7613	-9.8871	1.2626	9.6110
1411	9.8762	9.5219	-0.5535	+9.8747	-9.6419	-9.9598	1.2634	9.6069
1412	8.9731	8.6160	+0.3875	+8.8543	-9.7692	-8.8428	1.2639	9.6045
1413	9.4688	9.1096	9.7370	+9.4592	-9.6831	-9.9524	1.2642	9.6028
1414	8.8179	8.4537	0.5158	-8.3815	-9.4125	+9.5264	1.2650	9.5986
1415	8.7877	8.4174	0.4884	-6.9785	-9.6312	+8.1546	1.2660	9.5934
1416	9.6552	9.2706	0.8309	-9.6512	+9.5031	+9.9618	1.2681	9.5812
1417	9.3219	8.9280	0.1605	+9.3022	-9.6863	-9.9475	1.2694	9.5733
1418	8.8447	8.4492	0.5230	-8.5138	-9.3214	+9.6365	1.2697	9.5719
1419	9.1322	8.7312	0.3243	+9.0813	-9.7216	-9.9173	1.2704	9.5672
1420	8.9641	8.5612	0.5576	-8.8328	-8.3075	+9.8372	1.2707	9.5656
1421	8.7993	8.3948	0.4748	+8.0411	-9.6914	-9.2105	1.2709	9.5642
1422	8.8493	8.4407	0.4482	+8.5284	-9.7442	-9.6482	1.2714	9.5606
1423	8.8541	8.4384	0.4472	+8.5456	-9.7436	-9.6617	1.2724	9.5544
1424	9.0282	8.6101	0.5722	-8.9377	+8.5611	+9.8800	1.2727	9.5524
1425	8.8050	8.3708	0.4739	+8.1011	-9.6935	-9.2686	1.2747	9.5382
1426	8.8317	8.3968	0.4589	+8.4196	-9.7272	-9.5604	1.2747	9.5376
1427	9.0082	8.5724	0.5637	-8.9054	+7.6990	+9.8698	1.2748	9.5368
1428	8.8374	8.3819	0.4587	+8.4435	-9.7247	-9.5809	1.2771	9.5194
1429	9.0419	8.5814	0.3879	+8.9558	-9.7132	-9.8893	1.2776	9.5150
1430	8.8794	8.4153	0.5263	-8.6233	-9.2579	+9.7196	1.2780	9.5117
1431	9.1806	8.7154	0.3271	+9.1394	-9.6770	-9.9346	1.2781	9.5107
1432	8.8048	8.3369	0.4961	-7.9681	-9.5824	+9.1396	1.2784	9.5083
1433	9.1136	8.6411	0.3624	+9.0550	-9.6902	-9.9181	1.2789	9.5042
1434	8.8198	8.3400	+0.5046	-8.2762	-9.5131	+9.4337	1.2796	9.4976
1435	9.6783	9.1905	-8.0682	+9.6744	-9.5615	-9.9743	1.2804	9.4904
1436	8.8672	8.3702	+0.5197	-8.5716	-9.3436	+9.6834	1.2813	9.4820
1437	9.0307	8.5160	+0.5563	-8.9362	-8.3541	+9.8861	1.2828	9.4659
1438	8.9319	8.3963	+0.4377	+8.7534	-9.7078	-9.8038	1.2845	9.4467
1439	9.7555	9.2171	-9.3316	+9.7527	-9.5120	-9.9798	1.2847	9.4442
1440	8.8075	8.2632	+0.4845	+7.5283	-9.6511	-8.7037	1.2852	9.4387
1441	8.8582	8.3121	0.4597	+8.5193	-9.7084	-9.6442	1.2853	9.4370
1442	8.8213	8.2695	0.4739	+8.2170	-9.6880	-9.3792	1.2858	9.4317
1443	9.2053	8.6494	0.3523	+9.1674	-9.6224	-9.9459	1.2861	9.4279
1444	8.9535	8.3935	0.5337	-8.7979	-9.0966	+9.8285	1.2864	9.4241
1445	8.8135	8.2457	0.4797	+7.9883	-9.6704	-9.1594	1.2869	9.4169
1446	8.8503	8.2798	0.4641	+8.4707	-9.7013	-9.6052	1.2871	9.4143
1447	8.8424	8.2594	0.5061	-8.4157	-9.4883	+9.5590	1.2879	9.4027
1448	8.9685	8.3823	0.5339	-8.8258	-9.0810	+9.8432	1.2881	9.3997
1449	8.8466	8.2601	0.5072	-8.4433	-9.4765	+9.5825	1.2881	9.3994
1450	+9.3856	-8.7893	+0.2743	+9.3697	-9.5467	-9.9706	-1.2887	-9.3902

CATALOGUE OF 1500 STARS.

No.	B. A. C.	Constellation.	Mag.	Right Ascension, Jan. 1, 1850.			Annual Variation.	North Polar Dist., Jan. 1, 1850.			Annual Variation.
				h.	m.	s.		°	'	"	
1451	8082	7 Andromedæ,	5	23	5	41.49*	+2.724	41	24	44.8*	-19.58
1452	8085	90 Aquarii,	φ	5	6	33.14*	3.114	96	51	24.1*	19.35
1453	8093	Tucanæ,	5	7	47.32	3.423	152	47	51.9		22.39
1454	8098	Tucanæ,	γ	4	8	38.54	3.554	149	3	28.2	19.55
1455	8105	6 Piscium,	γ	4½	9	23.36*	3.110	87	32	11.1*	19.61
1456	8109	93 Aquarii,	ψ²	5	10	6.54	3.128	100	0	2.8*	19.56
1457	8113	Sculptoris,	γ	5	10	42.66*	3.260	123	20	54.9*	19.52
1458	8114	8 Andromedæ,	5	10	48.22*	2.756	41	48	13.4*		19.61
1459	8116	95 Aquarii,	ψ²	5	11	9.27*	3.128	100	25	47.9*	19.62
1460	8131	62 Pegasi,	τ	5	13	13.18*	2.961	67	4	47.7*	19.65
1461	8144	98 Aquarii,	δ¹	5	15	5.29	3.163	110	55	5.3	19.60
1462	8160	68 Pegasi,	ν	5	17	53.91*	2.986	67	25	15.4*	19.79
1463	8161	99 Aquarii,	δ²	5	18	9.77	3.163	111	27	46.2	19.70
1464	8162	4 Cassiopeæ,	5	18	11.95*	2.627	28	32	24.4*		19.74
1465	8177	10 Piscium,	θ	5	20	21.61*	3.042	84	26	40.0*	19.73
1466	8180	Cephei,	5	20	57.42*	2.463	20	27	54.1*		19.77
1467	8182	70 Pegasi,	φ	5	21	34.24	3.028	78	3	57.3	19.83
1468	8188	Cassiopeæ,	5	23	7.67*	2.747	32	16	40.8*		19.82
1469	8201	Sculptoris,	β	5	24	54.82	3.238	128	38	50.6	19.72
1470	8202	101 Aquarii,	δ*	5	25	25.38	3.152	111	44	33.5	19.87
1471	8210	Phœnicis,	ι	5	26	59.21	3.247	133	26	38.6	19.70
1472	8213	Ursæ Minoris,	5½	27	48.99*	0.073	3	31	11.8*		19.88
1473	8224	16 Andromedæ,	λ	4½	30	14.43*	2.912	44	21	15.3*	19.50
1474	8229	17 Andromedæ,	ι	4	30	47.57*	2.918	47	33	42.7*	19.94
1475	8232	102 Aquarii,	ω¹	5	32	0.13	3.119	105	3	4.1	19.89
1476	8233	17 Piscium,	ι	4½	32	14.34*	3.112	85	11	10.7*	19.47
1477	8237	19 Andromedæ,	κ	4½	33	1.99*	2.927	46	29	44.8*	19.94
1478	8238	35 Cephei,	γ	3	33	14.02*	2.391	13	12	16.6*	20.09
1479	8240	103 Aquarii,	Α¹	5	33	47.62	3.123	108	51	18.8	19.87
1480	8242	104 Aquarii,	Α²	5	33	58.44	3.126	108	38	50.5	20.00
1481	8243	18 Piscium,	λ	5	34	23.55*	3.064	89	2	42.4*	19.80
1482	8255	106 Aquarii,	ι¹	5	36	25.17	3.123	109	6	31.3	19.98
1483	8256	78 Pegasi,	5	36	27.33	3.106	61	28	5.6		19.96
1484	8261	20 Andromedæ,	ψ	5	38	36.99*	2.948	44	24	44.2*	19.96
1485	8268	5 Cassiopeæ,	τ	5	39	44.77*	2.891	32	11	0.2*	20.04
1486	8273	Cephei,	5	40	46.33	2.813	23	1	34.8		19.99
1487	8275	Sculptoris,	δ	5	41	6.39*	3.141	118	57	33.4*	19.89
1488	8290	Octantis,	γ¹	5	43	5.70	3.715	175	51	9.9	19.98
1489	8314	Cephei,	5	47	35.90	2.852	16	25	24.9		20.14
1490	8319	Octantis,	γ²	5	49	8.23	3.474	173	0	18.4	19.79
1491	8323	Tucanæ,	η	5	49	39.75	3.170	155	7	50.5	20.11
1492	8328	27 Piscium,	5	50	59.58*	3.072	94	23	18.0*		19.92
1493	8331	28 Piscium,	ω	4½	51	36.63*	3.080	83	58	1.8*	19.96
1494	8334	Tucanæ,	ε	5	52	4.39	3.179	156	24	43.1	19.94
1495	8344	Cassiopeæ,	5	53	59.60*	3.009	29	36	44.6*		20.04
1496	8346	29 Piscium,	5	54	8.17*	3.075	93	51	44.5*		20.07
1497	8349	30 Piscium,	4½	54	15.96*	3.022	96	50	52.0*		20.03
1498	8358	2 Ceti,	4	56	3.12*	3.022	108	10	14.9*		20.07
1499	8366	Cassiopeæ,	5	57	23.00*	3.044	29	31	17.2*		20.05
1500	8368	33 Piscium,	5	23	57	39.39*	+3.076	96	32	48.7*	-20.10

CATALOGUE OF 1500 STARS.

No.	Logarithms of				Logarithms of			
	a	b	c	d	a'	b'	c'	d'
1451	+8.9911	-8.3740	+0.4337	+8.8661	-9.6658	-9.8627	-1.2899	-9.3706
1452	8.8151	8.1908	0.4925	-7.8921	-9.6056	+9.0650	1.2903	9.3638
1453	9.1525	8.5177	0.5633	-9.1016	+7.3979	+9.9377	1.2909	9.3538
1454	9.1018	8.4596	0.5522	-9.0351	-8.5119	+9.9223	1.2912	9.3468
1455	8.8136	8.1648	0.4854	+7.4471	9.6464	-8.6228	1.2915	9.3405
1456	8.8202	8.1650	0.4944	-8.0599	9.5910	+9.2294	1.2919	9.3344
1457	8.8919	8.2312	0.5130	-8.6321	9.3895	+9.7300	1.2921	9.3292
1458	8.9900	8.3285	0.4397	+8.8624	9.6514	-9.8623	1.2921	9.3284
1459	8.8212	8.1565	0.4945	-8.0790	9.5894	+9.2478	1.2923	9.3253
1460	8.8505	8.1665	0.4707	+8.4410	9.6800	-9.5813	1.2931	9.3069
1461	8.8451	8.1429	0.5011	-8.3978	9.5262	+9.5443	1.2938	9.2894
1462	8.8512	8.1202	0.4726	+8.4355	9.6728	-9.5769	1.2949	9.2617
1463	8.8478	8.1141	0.5005	-8.4112	9.5283	+9.5561	1.2949	9.2590
1464	9.1374	8.4033	0.4191	+9.0812	9.5643	-9.9365	1.2950	9.2587
1465	8.8194	8.0617	0.4840	+7.8054	9.6519	-8.9794	1.2957	9.2358
1466	9.2740	8.5096	0.3915	+9.2457	9.4921	-9.9654	1.2959	9.2293
1467	8.8273	8.0558	0.4805	+8.1428	9.6619	-9.3094	1.2961	9.2224
1468	9.0907	8.3010	0.4364	+9.0178	9.5648	-9.9215	1.2966	9.2047
1469	8.9262	8.1145	0.5097	-8.7217	9.3869	+9.7904	1.2971	9.1833
1470	8.8510	8.0329	0.4984	-8.4197	9.5408	+9.5638	1.2973	9.1770
1471	8.9584	8.1200	0.5122	-8.7958	9.3353	+9.8329	1.2977	9.1570
1472	0.0315	9.1823	8.3892	+0.0306	9.2214	-9.9949	1.2979	9.1466
1473	8.9757	8.0917	0.4614	+8.8300	9.5977	-9.8507	1.2986	9.1123
1474	8.9523	8.0600	0.4647	+8.7815	9.6086	-9.8256	1.2987	9.1041
1475	8.8358	7.9249	0.4934	-8.2503	9.5883	+9.4112	1.2990	9.0859
1476	8.8223	7.9077	0.4853	+7.7461	9.6459	-8.9207	1.2990	9.0822
1477	8.9604	8.0331	0.4656	+8.7982	9.5973	-9.8348	1.2992	9.0697
1478	9.4622	8.5316	0.3814	+9.4505	9.3274	-9.9854	1.2993	9.0664
1479	8.8450	7.9051	0.4945	-8.3545	9.5726	+9.5066	1.2994	9.0573
1480	8.8445	7.9016	0.4944	-8.3493	9.5740	+9.5020	1.2994	9.0543
1481	8.8213	7.8712	0.4869	+7.0434	9.6393	-8.2194	1.2995	9.0472
1482	8.8462	7.8601	0.4939	-8.3613	9.5758	+9.5127	1.2999	9.0116
1483	8.8778	7.8911	0.4766	+8.5569	9.6338	-9.6768	1.2999	9.0109
1484	8.9770	7.9482	0.4689	+8.8309	9.5686	-9.8520	1.3003	8.9692
1485	9.0958	8.0433	0.4599	+9.0233	9.4854	-9.9259	1.3005	8.9458
1486	9.2300	8.1548	0.4482	+9.1940	9.3924	-9.9624	1.3007	8.9232
1487	8.8804	7.7975	0.4958	-8.5655	-9.5312	+9.6835	1.3007	8.9156
1488	9.2728	8.5965	0.5862	-9.7245	+8.2810	+9.9954	1.3010	8.8674
1488	9.3719	8.1056	0.4511	+9.3538	-9.2420	-9.9813	1.3016	8.7331
1490	9.7378	8.4139	0.5547	-9.7346	7.7709	+9.9963	1.3017	8.6756
1491	9.1997	7.8542	0.5053	-9.1574	9.1511	+9.9573	1.3018	8.6541
1492	8.8249	7.4194	0.4878	-7.7086	9.6332	+8.8834	1.3019	8.5942
1493	8.8260	7.3897	0.4865	+7.8477	9.6389	-9.0213	1.3019	8.5634
1494	9.2214	7.7605	0.5020	-9.1835	9.1523	+9.9619	1.3020	8.5388
1495	9.1299	7.5487	0.4784	+9.0691	9.3751	-9.9391	1.3021	8.4186
1496	8.8248	7.2327	0.4876	-7.6532	9.6348	+8.8283	1.3021	8.4078
1497	8.8269	7.2250	0.4878	-7.9033	9.6313	+9.0763	1.3021	8.3980
1498	8.8461	7.0822	0.4883	-8.3400	9.6095	+9.4939	1.3022	8.2360
1499	9.1313	7.1998	0.4834	+9.0709	9.3499	-9.9396	1.3022	8.0585
1500	+8.8267	-6.8360	+0.4875	-7.8837	-9.6334	+9.0570	-1.3022	-8.0092

Secular Variation of the Annual Precession in Right Ascension.

Star.	Sec. Var.	Star.	Sec. Var.	Star.	Sec. Var.	Star.	Sec. Var.	Star.	Sec. Var.
	<i>s.</i>		<i>s.</i>		<i>s.</i>		<i>s.</i>		<i>s.</i>
2	+ 0.0488	213	+ 0.0729	631	- 0.1203	827	+ 0.5413	1235	- 0.1614
5	- 0.2212	219	+ 0.1047	632	- 0.0380	829	+ 0.9674	1250	- 0.0962
9	- 0.0587	225	+ 0.0404	640	- 0.0693	831	+ 0.4714	1255	- 0.0352
10	- 0.0709	228	+ 0.0355	645	- 0.0361	838	+ 0.0435	1271	- 29.3200
12	- 0.0951	231	+ 0.0352	648	- 0.0725	844	+ 0.0421	1272	- 0.0603
16	+ 0.0467	235	+ 0.0376	653	- 0.1161	845	+ 0.0424	1273	- 0.1670
18	+ 0.0673	272	+ 0.0405	654	- 0.1470	848	+ 0.0521	1284	- 0.0411
19	- 0.0475	277	+ 0.0703	656	- 0.0670	850	+ 0.0372	1286	- 0.1205
20	- 0.0475	288	+ 0.0977	662	- 0.0917	852	+ 0.0498	1290	- 0.1171
21	+ 0.0469	289	+ 0.0421	664	- 0.0386	853	+ 0.1202	1294	- 0.1449
23	+ 0.0468	293	+ 0.0372	668	- 0.0653	855	+ 0.0860	1298	- 0.3856
27	+ 0.0529	300	+ 0.2235	671	- 0.0848	856	+ 0.0860	1299	- 22.6920
28	- 0.0384	303	+ 0.0668	675	- 0.0390	857	+ 0.4195	1308	- 0.0746
31	+ 0.0370	331	+ 0.0833	692	- 0.0579	858	+ 0.1099	1310	- 0.3630
38	+ 0.0581	405	- 0.0864	694	- 0.1159	859	+ 0.0455	1315	- 0.5136
39	+ 0.0439	411	- 1.4765	698	+ 0.0418	874	+ 0.0387	1316	- 0.3064
43	+ 0.0412	422	- 0.0366	703	- 0.0381	878	+ 0.0376	1328	- 0.1722
44	+ 0.0686	424	- 0.0434	705	+ 0.0532	879	+ 0.0361	1334	- 0.1221
46	+ 1.2222	425	- 0.1054	710	- 0.0458	880	+ 0.1009	1337	- 0.0658
51	+ 0.0360	447	- 0.4520	711	+ 0.1154	882	+ 0.0436	1342	- 0.0368
53	+ 0.0408	452	- 0.0375	714	+ 0.0601	889	+ 0.0403	1346	- 0.2683
57	+ 0.0565	463	- 0.0366	715	+ 0.0356	892	+ 0.7265	1361	- 0.0354
60	+ 11.4276	471	- 0.0812	718	+ 0.0385	893	+ 0.0461	1363	- 0.0426
64	+ 0.0396	495	- 0.3909	719	- 0.1319	894	+ 0.0535	1369	- 0.0682
65	+ 0.1173	498	- 0.0641	720	+ 0.0500	895	+ 0.1385	1370	- 0.0837
66	+ 0.0748	511	- 0.0423	721	- 0.0448	896	+ 0.0735	1373	- 0.0356
73	+ 0.0399	512	- 0.1185	727	+ 0.1732	897	+ 0.0438	1374	- 0.0389
74	+ 0.1390	521	- 0.0392	728	+ 0.0642	903	+ 0.0435	1378	- 0.0476
75	+ 0.0426	523	- 0.0619	732	+ 0.0558	905	+ 0.0379	1387	- 0.0381
81	+ 0.0462	525	- 0.0502	735	+ 0.0652	907	+ 0.0724	1390	- 0.0880
86	+ 0.0508	529	- 0.0770	736	+ 0.0651	910	+ 0.0729	1399	- 0.1149
92	+ 0.0968	532	- 0.1041	740	+ 0.0389	913	+ 0.1115	1403	- 0.0406
101	+ 0.1606	533	- 0.1458	743	+ 0.0516	924	+ 0.0357	1404	- 0.0411
103	+ 0.1830	534	- 0.0799	744	+ 0.1123	929	+ 0.1913	1407	- 0.0945
108	+ 0.0374	536	- 0.1623	748	- 0.0582	934	+ 0.1244	1411	- 1.1224
117	+ 0.0664	537	- 0.1008	750	+ 0.0961	938	+ 0.0858	1413	- 0.0879
118	+ 0.1288	555	- 0.2169	751	+ 0.0383	951	+ 0.2015	1416	- 0.6890
127	+ 0.0491	557	- 0.0459	754	+ 0.0395	967	+ 0.0789	1420	- 0.0456
137	+ 0.0660	558	- 0.1376	757	+ 0.0961	972	+ 0.0381	1424	- 0.0599
143	+ 0.0568	560	- 0.0358	758	+ 0.0628	975	+ 0.0369	1427	- 0.0540
150	+ 0.0579	562	- 0.0448	760	+ 0.7414	977	+ 0.3318	1435	- 0.2170
151	+ 0.0675	563	- 0.1317	762	+ 0.0579	981	+ 0.1234	1437	- 0.0556
158	+ 0.0482	566	- 0.1350	766	+ 0.2314	997	+ 0.2495	1439	- 0.2923
160	+ 0.0395	567	- 0.0551	768	+ 0.2321	998	+ 0.1151	1444	- 0.0378
162	+ 0.0708	568	- 0.1049	771	+ 0.1328	1006	+ 0.0923	1448	- 0.0400
166	+ 0.1108	572	- 0.0928	775	+ 0.0450	1009	+ 0.0381	1453	- 0.0811
171	+ 0.2783	574	- 0.0632	783	+ 0.0355	1013	+ 0.0541	1454	- 0.0671
172	+ 0.0470	575	- 0.0627	786	+ 0.1105	1014	+ 0.0922	1464	+ 0.0359
176	+ 0.0762	581	- 0.0372	794	+ 1.3966	1018	+ 0.0452	1466	+ 0.0455
177	+ 0.0717	586	- 0.8153	801	+ 0.0567	1045	+ 0.2928	1472	- 0.4747
178	+ 0.0599	589	- 0.1052	805	+ 0.0526	1051	+ 0.0543	1478	+ 0.0703
180	+ 0.1967	592	- 0.1730	807	+ 0.0360	1082	+ 21.1441	1485	+ 0.0404
181	+ 0.0425	593	- 0.0578	808	+ 0.0371	1143	- 0.6157	1486	+ 0.0569
183	+ 0.0421	605	- 0.1100	814	+ 0.0450	1149	- 0.0371	1488	- 0.3599
188	+ 0.0404	608	- 0.0839	817	+ 0.0369	1162	- 0.0418	1489	+ 0.0843
189	+ 0.0886	610	- 0.0652	818	+ 0.0409	1175	- 0.0459	1490	- 0.3254
190	+ 0.1602	622	- 1.7282	820	+ 0.2860	1177	- 0.0587	1491	- 0.0704
193	+ 0.1011	623	- 0.1180	821	+ 0.0424	1209	- 0.0359	1494	- 0.0735
210	+ 0.0832	624	- 0.0404	822	+ 0.0820	1210	- 0.0600	1495	+ 0.0501
212	+ 0.5112	630	- 0.9968	824	+ 0.0358	1222	- 0.0400	1499	+ 0.0517

Secular Variation of the Annual Precession in North Polar Distance.

Sec. Var.	Star.	Sec. Var.	Star.	Sec. Var.	Star.	Sec. Var.	Star.	Sec. Var.	Star.	Sec. Var.
+0.713	297	+0.479	413	+0.621	592	+0.511	1028	-0.580	1133	-0.457
0.430	298	0.587	415	0.501	622	+0.713	1029	0.581	1134	0.580
0.447	300	1.367	418	0.632	630	+0.544	1032	0.683	1136	0.648
0.549	305	0.483	421	0.533	827	-0.508	1033	0.443	1137	0.671
0.462	308	0.579	422	0.907	829	-0.646	1036	0.659	1138	0.817
0.529	310	0.444	423	0.486	831	-0.511	1038	0.664	1140	0.539
0.523	312	0.625	424	0.938	857	-0.622	1040	0.551	1141	0.646
0.503	313	0.553	425	1.273	892	+0.496	1044	-0.604	1142	-0.497
0.468	317	0.592	427	0.469	894	-0.443	1045	+0.913	1143	+2.807
0.481	322	0.450	428	0.450	895	0.577	1046	-0.484	1144	-0.645
0.493	324	0.542	429	0.611	896	0.490	1050	0.527	1146	0.622
0.603	325	0.432	431	0.568	897	0.441	1051	0.883	1149	1.022
0.725	326	0.461	433	0.747	903	0.449	1055	0.438	1151	0.855
0.440	327	0.569	443	0.505	905	0.438	1058	0.510	1153	0.856
0.476	328	0.516	447	1.852	913	0.607	1059	0.480	1154	0.474
0.636	329	0.450	449	0.582	914	0.451	1061	0.718	1155	0.540
0.631	331	1.143	450	0.538	920	0.462	1062	0.525	1156	0.804
0.454	333	0.438	452	0.743	924	0.476	1063	0.709	1162	0.894
1.160	334	0.461	454	0.430	934	0.696	1064	0.666	1165	0.519
0.489	335	0.561	455	0.483	935	0.455	1065	0.524	1166	0.532
0.475	336	0.441	456	0.640	937	0.432	1066	0.774	1167	0.518
0.553	340	0.475	458	0.585	938	0.629	1067	0.548	1171	0.510
0.441	341	0.476	462	0.481	942	0.434	1070	0.665	1179	0.543
0.542	345	0.439	464	0.685	947	0.465	1071	0.585	1182	0.509
0.557	346	0.475	465	0.499	948	0.450	1072	0.526	1184	0.574
0.518	347	0.517	467	0.559	952	0.444	1073	0.585	1185	0.531
0.574	348	0.556	470	0.577	954	0.486	1075	0.620	1186	0.591
0.477	349	0.435	471	0.874	956	0.436	1078	0.496	1187	0.450
0.441	352	0.438	472	0.516	958	0.526	1081	0.471	1189	0.576
0.449	355	0.603	475	0.448	960	0.435	1082	15.545	1190	0.583
0.450	356	0.534	476	0.529	961	0.491	1083	0.849	1191	0.503
0.453	359	0.604	480	0.524	962	0.439	1084	0.600	1192	0.456
0.469	360	0.780	481	0.466	964	0.441	1086	0.488	1193	0.515
0.445	361	0.730	482	0.503	965	0.458	1087	0.521	1196	0.490
0.460	364	0.548	488	0.503	967	0.683	1089	0.430	1201	0.601
0.451	367	0.519	490	0.485	968	0.468	1090	0.608	1202	0.602
0.451	369	0.472	491	0.497	969	0.442	1092	0.548	1204	0.483
0.453	371	0.717	495	1.299	975	0.576	1093	0.592	1205	0.577
0.460	374	0.641	499	0.483	977	1.157	1094	0.437	1209	0.673
0.440	375	0.648	511	0.580	978	0.472	1097	0.561	1216	0.448
0.450	376	0.595	512	0.773	984	0.458	1098	0.533	1217	0.495
0.450	380	0.481	514	0.448	986	0.470	1099	0.481	1218	0.436
0.486	382	0.517	516	0.457	989	0.457	1103	0.460	1225	0.459
0.674	383	0.532	523	0.605	994	0.485	1105	0.433	1235	0.930
0.807	384	0.519	525	0.561	996	0.517	1107	0.438	1238	0.544
0.442	385	0.772	526	0.506	997	1.117	1109	0.841	1242	0.480
0.449	386	0.499	529	0.611	1000	0.455	1110	0.476	1249	0.475
0.439	388	0.786	532	0.653	1001	0.471	1111	0.681	1250	0.741
0.467	389	0.966	537	0.625	1006	0.817	1112	0.558	1251	-0.488
0.661	391	0.497	557	0.453	1007	0.526	1115	0.562	1271	+6.481
0.432	392	0.808	558	0.599	1008	0.498	1116	0.439	1272	-0.585
0.539	394	0.558	562	0.439	1011	0.443	1117	0.808	1284	-0.497
0.468	395	0.529	563	0.568	1013	0.709	1118	0.554	1286	-0.654
0.563	396	0.773	566	0.565	1014	0.848	1120	0.650	1290	-0.637
0.737	399	0.673	567	0.447	1015	0.469	1122	0.832	1294	-0.663
0.597	400	0.528	568	0.522	1018	0.700	1124	0.523	1299	+4.641
0.582	404	0.518	572	0.493	1022	0.538	1126	-0.503	1308	-0.526
0.724	405	1.512	575	0.440	1023	0.454	1127	+0.653	1310	-0.830
0.500	408	0.470	586	0.895	1024	0.556	1128	+0.653	1334	-0.490
+0.655	411	+4.450	589	+0.452	1025	-0.557	1129	-0.559		

462 TABLE XXXIII.—ELEMENTS OF THE PLANETARY SYSTEM.

Name.	Symb. Sig.	Distance from the Sun.			Eccentricity.	Sidereal Revolution.	Synodical Revolution.
		Mean.	Greatest.	Least.			
Mercury.....	♿	0.3870984	0.4666927	0.3075041	0.2056178	87.9692824	115.877
Venus.....	♀	0.7233317	0.7282636	0.7183998	0.0068183	224.7007754	583.920
Earth.....	♁	1.0000000	1.0167751	0.9832249	0.0167751	365.2563744	
Mars.....	♂	1.523691	1.6657795	1.3816025	0.0932528	686.9794561	779.936
Asteroids.							
Jupiter.....	♃	5.202767	5.453663	4.951871	0.0482235	4332.5848032	398.867
Saturn.....	♄	9.538850	10.073278	9.004422	0.0560265	10759.2197106	378.090
Uranus.....	♅	19.18239	20.07630	18.28848	0.0466006	30686.8205556	369.656
Neptune.....	♆	30.03627	30.29816	29.77438	0.0087193	60126.722	367.488

Name.	Longitude of the Perihelion.	Annual Variation.	Longitude of Ascending Node.	Annual Variation.	Inclination of Orbit.	Annual Variation.	Mean daily Motion.	Com- pression.
Mercury.....	74 57 27.0	+ 5.81	46 23 55.0	-10.07	7 0 13.3	+0.18	245 32.6	$\frac{1}{15}$
Venus.....	124 14 25.6	- 3.24	75 11 29.8	-20.50	3 23 31.4	+0.07	96 7.8	$\frac{1}{15}$
Earth.....	100 11 27.0	+11.24					59 8.3	$\frac{1}{15}$
Mars.....	333 6 38.4	+15.46	48 16 18.0	-25.22	1 51 5.7	-0.01	31 26.7	$\frac{1}{15}$
Asteroids.								
Jupiter.....	11 45 32.8	+ 6.65	98 48 37.8	-15.90	1 18 42.4	-0.23	4 59.3	$\frac{1}{15}$
Saturn.....	89 54 41.2	+19.31	112 16 34.2	-19.54	2 29 29.9	-0.15	2 0.6	$\frac{1}{15}$
Uranus.....	168 5 24	+ 2.28	73 8 47.8	-36.05	0 46 29.2	+0.03	42.4	$\frac{1}{15}$
Neptune.....	47 17 58.0		130 10 12.3		1 46 59.0		21.6	

Name.	Time of Rotation. h. m. s.	Diameter.		Volume.	Mass.	Density.	Light at		Gravity.	Bodies fall in one Sec Feet.
		Apparent.	In Miles.				Perihelion.	Aphelion.		
Sun....	607 48	1923.64	888,646	1415225	354936	0.250			28.36	156.6
Mercury	24 5 28	6.69	3,089	0.0595	0.0729	1.225	10.58	4.59	0.48	7.7
Venus..	23 21 21	17.10	7,896	0.9960	0.9101	0.908	1.94	1.91	0.90	14.5
Earth..	23 56 4		7,926	1.0000	1.0000	1.000	1.034	0.967	1.00	16.1
Mars...	24 37 22	5.8	4,070	0.1364	0.1324	0.972	0.524	0.360	0.49	7.9
Asteroids.										
Jupiter	9 55 26	38.4	92,164	1491.0	338.718	0.227	0.0408	0.0336	2.45	39.4
Saturn.	10 29 17	17.1	75,070	772.0	101.364	0.131	0.0123	0.0099	1.09	17.6
Uranus.		4.1	36,216	86.5	14.251	0.167	0.0027	0.0025	0.76	12.3
Neptune		2.4	33,610	76.6	18.900	0.321	0.0011	0.0011	1.36	21.8

The preceding elements of Neptune are for the beginning of 1854; the others are for the beginning of 1840.

TABLE XXXIV.—ELEMENTS OF THE SATELLITES. 463

Elements of the Moon.

Mean distance from the earth	59.96435 terrestrial radii.
Mean sidereal revolution	27.321661418 days.
Mean synodical revolution	29.530588715 days.
Mean longitude January 1, 1801	118° 17' 8".3.
Mean longitude of perigee at do.	266° 10' 7".5.
Mean longitude of ascending node at do.	13° 53' 17".7.
Mean inclination of orbit	5° 8' 47".9.
Mean revolution of nodes	6798.279 days.
Mean revolution of perigee.....	3232.575343 days.
Eccentricity of orbit	0.0548442.
Diameter of the moon	2153 miles.
Density, that of the earth being 1	0.5657.
Mass, that of the earth being 1.....	0.011399.

Elements of the Satellites of Jupiter.

Sat.	Sidereal Revolution.	Distance in Radii of Jupiter.	Orbit inclined to Jupiter's Equator.	Diameter.		Mass, that of Jupiter being 1.
				Apparent.	In Miles.	
	d. h. m. s.		° ' "	"		
1	1 18 27 33.505	6.04853	0 0 7	1.015	2436	.000017328
2	3 13 13 42.040	.9.62347	0 1 6	0.911	2187	.000023235
3	7 3 42 33.360	15.35024	0 5 3	1.488	3573	.000088497
4	16 16 32 11.271	26.99835	0 0 24	1.273	3057	.000042659

Elements of the Satellites of Saturn.

Sat.	Sidereal Revolution.	Distance in Radii of Saturn.	Eccentricity.	Longitude of Peri-Saturnium.	Mean Longitude.	Epoch.
	d. h. m. s.			° ' "	° ' "	
1	0 22 36 17.7	3.1408	0.06889	104 42	264 16 36	1789.705
2	1 8 53 2.7	4.0319	Uncertain.		67 56 25	1789.705
3	1 21 18 33.0	4.9926	0.0051	184 36	158 31 0	1836.308
4	2 17 44 51.2	6.399	0.02	42 30	327 40 48	1836.0
5	4 12 25 11.1	8.932	0.02269	95	353 44 0	1836.0
6	15 22 41 24.9	20.706	0.029223	244 35 50	137 21 24	1830.0
7	21 4 20	25.029	0.115	295	32	1849.0
8	79 7 54 40.8	64.359			269 37 48	1790.0

Elements of the Satellites of Uranus.

Sat.	Sidereal Revolution.	Daily Motion.	Mean apparent Distance.	Mean Distance in Miles.
	Days.			
1	2.52035	142.8373	13.54	119994
2	4.14397	86.8732	19.28	170863
3	8.705886	41.35133	31.44	278627
4	13.463263	26.73943	42.87	379921

Elements of the Satellite of Neptune.

Sidereal revolution.....	5d. 21h. 0m. 17s.
Apparent mean distance	16".75.
True mean distance	232,000 miles.
Orbit inclined to the plane of ecliptic	29°.

464 TABLE XXXV.—ELEMENTS OF THE ASTEROIDS.

No.	Name.	Discovered.			App't Magn.	Mean Dis- tance.	Eccentricity.	Time of Si- deral Rev- olution. Days.
		When.	By whom.	Where.				
1	Ceres	1801, Jan. 1	Piazzi	Palermo	8	2.765765	0.0791797	1680.047
2	Pallas	1802, March 28	Olbers	Bremen	7	2.769533	0.2390447	1683.481
3	Juno	1804, Sept. 1	Harding	Lilienthal	8	2.668611	0.2565354	1592.305
4	Vesta	1807, March 29	Olbers	Bremen	6	2.360559	0.0901807	1324.710
5	Astræa	1845, Dec. 8	Hencke	Driessen	9	2.577402	0.1887517	1511.371
6	Hebe	1847, July 1	Hencke	Driessen	9	2.424503	0.2022418	1378.899
7	Iris	1847, Aug. 13	Hind	London	8	2.386514	0.2314512	1346.617
8	Flora	1847, Oct. 18	Hind	London	8	2.201386	0.1567040	1193.007
9	Metis	1848, April 26	Graham	Markree	10	2.386325	0.1235524	1346.457
10	Hygeia	1849, April 12	Gasparis	Naples	9	3.149384	0.1005585	2041.441
11	Parthenope	1850, May 11	Gasparis	Naples	9	2.448097	0.0980302	1399.076
12	Clio	1850, Sept. 13	Hind	London	9	2.334680	0.0454773	1302.986
13	Egeria	1850, Nov. 2	Gasparis	Naples	9	2.576890	0.0853696	1512.106
14	Irene	1851, May 19	Hind	London	9	2.584596	0.1687952	1517.705
15	Eunomia	1851, July 29	Gasparis	Naples	9	2.643410	0.1878261	1569.803
16	Psyche	1852, March 17	Gasparis	Naples	10	2.932951	0.1309376	1834.661
17	Thetis	1852, April 17	Luther	Bilk	10	2.483908	0.1308084	1429.887
18	Melpomene	1852, June 24	Hind	London	9	2.293580	0.2150762	1268.729
19	Fortuna	1852, Aug. 22	Hind	London	9	2.444074	0.1587172	1395.629
20	Massilia	1852, Sept. 19	Gasparis	Naples	9	2.401470	0.1446651	1359.296
21	Lutetia	1852, Nov. 15	Goldschmidt	Paris	9	2.434106	0.1624452	1387.095
22	Calliope	1852, Nov. 16	Hind	London	9	2.911710	0.1036133	1814.763
23	Thalia	1852, Dec. 15	Hind	London	10	2.645124	0.2398050	1571.331
24	Themis	1853, April 5	Gasparis	Naples	11	3.144496	0.1225841	2036.690
25	Phocæa	1853, April 6	Chacornac	Marseilles	9	2.400673	0.2531266	1358.619
26	Proserpina	1853, May 5	Luther	Bilk	10	2.587802	0.0689696	1522.106
27	Euterpe	1853, Nov. 8	Hind	London	9	2.347853	0.1714945	1314.029
28	Bellona	1854, March 1	Luther	Bilk	10	2.780725	0.1628831	1693.693
29	Amphitrite	1854, March 1	Marth	London	10	2.546297	0.0685135	1484.096
30	Urania	1854, July 22	Hind	London	9	2.358327	0.1548981	1322.834
31	Euphrosyne	1854, Sept. 1	Ferguson	W'sh'gton	9	3.192287	0.2294184	2083.297
32	Pomona	1854, Oct. 28	Goldschmidt	Paris	10	2.585056	0.0956894	1518.109
33	Polymnia	1854, Oct. 28	Chacornac	Paris	9	2.378790	0.2243941	1339.902

TABLE XXXV.—ELEMENTS OF THE ASTEROIDS. 465

No.	Longitude of Perihelion.			Longitude of ascending Node.			Inclination of Orbit.			Mean daily Motion.	Mean Longitude at Epoch.			Epoch, mean Berlin Time.
	°	'	"	°	'	"	°	'	"	"	°	'	"	
1	149	33	40.9	80	48	22.1	10	36	27.4	771.40703	97	39	57.7	1856, July 1.0
2	122	3	49.8	172	38	20.1	34	42	37.4	769.83370	73	17	0.0	1856, June 21.0
3	54	8	16.9	170	59	31.8	13	3	27.0	813.91433	341	17	34.6	1856, Aug. 4.0
4	250	46	10.4	103	23	39.0	7	8	17.3	978.32746	83	55	14.8	1856, Dec. 14.0
5	135	42	31.7	141	27	47.5	5	19	23.0	857.49958	197	37	6.8	1851, April 29.5
6	15	10	35.4	138	33	19.4	14	46	41.5	939.87995	215	33	6.2	1854, April 18.0
7	41	15	49.3	259	45	58.3	5	28	12.3	962.41141	282	25	43.2	1854, June 13.0
8	32	54	28.3	110	17	48.6	5	53	8.0	1086.33098	68	48	31.9	1848, Jan. 1.0
9	71	38	35.2	68	30	28.0	5	35	34.2	962.52560	97	40	37.7	1854, July 1.0
10	227	3	5.7	287	38	24.4	3	47	10.5	634.84564	354	2	42.9	1851, Sept. 17.0
11	317	3	50.6	124	59	53.6	4	36	54.3	926.32568	86	2	56.0	1852, July 13.0
12	301	52	59.0	235	29	28.2	8	23	6.0	994.63869	7	41	3.9	1851, Jan. 0.0
13	119	36	46.4	43	18	46.6	16	32	59.5	857.08269	229	43	5.4	1852, Dec. 21.0
14	178	46	50.0	186	48	56.3	9	6	44.4	853.92120	224	22	27.0	1851, May 21.0
15	27	53	58.3	293	54	30.0	11	43	59.6	825.58134	342	15	53.8	1852, Jan. 0.0
16	11	28	9.2	150	36	43.6	3	3	36.7	706.39770	149	20	53.4	1852, March 31.0
17	258	33	41.7	125	19	33.2	5	35	45.9	906.36543	333	45	47.7	1853, Sept. 17.0
18	15	30	17.3	149	58	49.8	10	9	37.5	1021.49500	301	25	52.3	1852, July 7.5
19	30	48	6.8	211	26	56.5	1	32	27.4	928.61350	6	12	43.7	1852, Nov. 5.0
20	99	2	17.4	206	56	49.2	0	41	11.2	953.43496	44	37	39.4	1853, Jan. 0.0
21	326	33	2.1	80	26	56.2	3	5	36.9	934.32413	43	32	51.5	1853, Jan. 9.0
22	58	49	24.2	66	36	50.5	13	44	48.7	714.14280	77	6	24.4	1853, Jan. 0.0
23	122	44	39.2	67	53	29.0	10	13	54.8	824.77865	89	15	5.4	1853, Jan. 0.0
24	134	43	45.1	35	40	35.5	0	49	29.6	636.32650	214	34	21.4	1854, Jan. 1.0372
25	302	37	21.6	214	3	40.0	21	36	5.3	953.91000	265	22	24.8	1853, July 1.0
26	175	9	42.9	45	36	47.3	3	43	20.1	851.45200	216	59	42.6	1853, June 0.0
27	87	15	29.0	93	30	18.7	1	36	9.0	986.28010	74	46	25.6	1854, Jan. 1.0372
28	119	38	41.1	144	51	9.7	9	25	6.8	765.19200	157	51	46.2	1854, March 0.0
29	54	4	26.2	356	15	54.6	6	4	6.3	873.25800	181	28	23.1	1854, March 0.0
30	26	42	59.3	307	57	51.1	1	56	41.7	979.71500	324	56	16.7	1854, July 22.0372
31	95	13	45.1	31	11	59.9	26	53	26.0	622.09100	34	13	48.5	1854, Sept. 1.0
32	195	46	56.0	220	44	20.5	5	39	2.9	853.69400	42	22	23.6	1854, Nov. 0.0
33	22	25	58.4	1	12	29.2	1	22	20.6	967.23500	32	52	6.9	1854, Nov. 0.0

For Sines and Tangents of small Arcs.

Arc.	Log. Sine.	Log. sin. A—log. A"	Diff. 10"	Log. Tangent.	Log. tan. A—log. A"	Diff. 10"	Arc.
0 0	Inf. Neg.	4.6855748,7		Inf. Neg.	4.6855748,7		0 0
1	6.4637261	5748,6	0,01	6.4637261	5748,8	0,02	1
2	6.7647561	5748,4	0,03	6.7647562	5749,2	0,06	2
3	6.9408473	5748,1	0,05	6.9408475	5749,8	0,10	3
4	7.0657860	5747,7	0,07	7.0657863	5750,6	0,14	4
5	7.1626960	4.6855747,1	0,09	7.1626964	4.6855751,7	0,18	5
6	7.2418771	5746,5	0,11	7.2418778	5753,1	0,22	6
7	7.3088239	5745,7	0,13	7.3088248	5754,7	0,27	7
8	7.3668157	5744,7	0,15	7.3668169	5756,5	0,31	8
9	7.4179681	5743,7	0,17	7.4179696	5758,6	0,35	9
10	7.4637255	4.6855742,5	0,19	7.4637273	4.6855760,9	0,39	10
11	7.5051181	5741,3	0,21	7.5051203	5763,5	0,43	11
12	7.5429065	5739,8	0,23	7.5429091	5766,3	0,47	12
13	7.5776684	5738,3	0,26	7.5776715	5769,4	0,51	13
14	7.6098530	5736,7	0,28	7.6098566	5772,7	0,55	14
15	7.6398160	4.6855734,9	0,30	7.6398201	4.6855776,2	0,59	15
16	7.6678445	5733,0	0,32	7.6678492	5780,0	0,63	16
17	7.6941733	5731,0	0,34	7.6941786	5784,1	0,67	17
18	7.7189966	5728,8	0,36	7.7190026	5788,4	0,71	18
19	7.7424775	5726,6	0,38	7.7424841	5792,9	0,76	19
20	7.7647537	4.6855724,2	0,40	7.7647610	4.6855797,7	0,80	20
21	7.7859427	5721,7	0,42	7.7859508	5802,7	0,84	21
22	7.8061458	5719,0	0,44	7.8061547	5808,0	0,88	22
23	7.8254507	5716,3	0,46	7.8254604	5813,5	0,92	23
24	7.8439338	5713,4	0,48	7.8439444	5819,2	0,96	24
25	7.8616623	4.6855710,4	0,50	7.8616738	4.6855825,2	1,00	25
26	7.8786953	5707,3	0,52	7.8787077	5831,5	1,04	26
27	7.8950884	5704,0	0,54	7.8950988	5838,0	1,08	27
28	7.9108793	5700,6	0,56	7.9108938	5844,7	1,12	28
29	7.9261190	5697,2	0,58	7.9261344	5851,7	1,16	29
30	7.9408419	4.6855693,5	0,60	7.9408584	4.6855858,9	1,20	30
31	7.9550819	5689,8	0,62	7.9550996	5866,4	1,25	31
32	7.9688668	5686,0	0,64	7.9688886	5874,1	1,29	32
33	7.9822334	5682,0	0,66	7.9822534	5882,1	1,33	33
34	7.9951980	5677,9	0,68	7.9952192	5890,3	1,37	34
35	8.0077867	4.6855673,6	0,70	8.0078092	4.6855898,7	1,41	35
36	8.0200207	5669,3	0,72	8.0200445	5907,4	1,45	36
37	8.0319195	5664,8	0,75	8.0319446	5916,4	1,49	37
38	8.0435009	5660,2	0,77	8.0435274	5925,6	1,53	38
39	8.0547814	5655,5	0,79	8.0548094	5935,0	1,57	39
40	8.0657763	4.6855650,7	0,81	8.0658057	4.6855944,7	1,61	40
41	8.0764997	5645,7	0,83	8.0765306	5954,6	1,65	41
42	8.0869646	5640,6	0,85	8.0869970	5964,8	1,69	42
43	8.0971832	5635,4	0,87	8.0972172	5975,2	1,74	43
44	8.1071669	5630,1	0,89	8.1072025	5985,8	1,78	44
45	8.1169262	4.6855624,6	0,91	8.1169634	4.6855996,7	1,82	45
46	8.1264710	5619,1	0,93	8.1265099	6007,9	1,86	46
47	8.1358104	5613,4	0,95	8.1358510	6019,3	1,90	47
48	8.1449532	5607,6	0,97	8.1449956	6030,9	1,94	48
49	8.1539075	5601,6	0,99	8.1539516	6042,8	1,98	49
50	8.1626808	4.6855595,5	1,01	8.1627267	4.6856054,9	2,02	50
51	8.1712804	5589,4	1,03	8.1713282	6067,3	2,06	51
52	8.1797129	5583,1	0,05	8.1797626	6079,9	2,10	52
53	8.1879848	5576,6	0,07	8.1880364	6092,8	2,14	53
54	8.1961020	5570,1	0,09	8.1961556	6105,9	2,18	54
55	8.2040703	4.6855563,4	0,11	8.2041259	4.6856119,2	2,23	55
56	8.2118949	5556,6	1,13	8.2119526	6132,8	2,27	56
57	8.2195811	5549,7	0,15	8.2196408	6146,7	2,31	57
58	8.2271335	5542,6	0,17	8.2271953	6160,8	2,35	58
59	8.2345568	5535,5	0,19	8.2346208	6175,1	2,39	59
60	8.2418553	4.6855528,2	0,21	8.2419215	4.6856189,7	2,43	60

For Sines and Tangents of small Arcs.

Arc.	Log. Sine.	Log. sin. A—log. A"	Diff 10".	Log. Tangent.	Log. tan. A—tan. A"	Diff 10".	Arc.
I 0	8.2418553	4.6855528,2		8.2419215	4.6856189,7		I 0
1	8.2490332	5520,8	1,24	8.2491015	6204,5	2,47	1
2	8.2560943	5513,2	,26	8.2561649	6219,6	,51	2
3	8.2630424	5505,6	,28	8.2631153	6234,9	,55	3
4	8.2698810	5497,8	,30	8.2699563	6250,4	,59	4
I 5	8.2766136	4.6855489,9	,32	8.2766912	4.6856266,2	,63	I 5
6	8.2832434	5481,9	1,34	8.2833234	6282,3	2,68	6
7	8.2897734	5473,7	,36	8.2898559	6298,6	,72	7
8	8.2962067	5465,5	,38	8.2962917	6315,1	,76	8
9	8.3025460	5457,1	,40	8.3026335	6331,9	,80	9
I 10	8.3087941	4.6855448,6	,42	8.3088842	4.6856348,9	,84	I 10
11	8.3149536	5439,9	1,44	8.3150462	6366,2	2,88	11
12	8.3210269	5431,2	,46	8.3211221	6383,7	,92	12
13	8.3270163	5422,3	,48	8.3271143	6401,5	,96	13
14	8.3329243	5413,3	,50	8.3330249	6419,5	3,00	14
I 15	8.3387529	4.6855404,1	,52	8.3388563	4.6856437,8	,04	I 15
16	8.3445043	5394,9	1,54	8.3446105	6456,3	3,08	16
17	8.3501805	5385,5	,56	8.3502895	6475,0	,12	17
18	8.3557835	5376,0	,58	8.3558953	6494,0	,17	18
19	8.3613150	5366,4	,60	8.3614297	6513,2	,21	19
I 20	8.3667769	4.6855356,7	,62	8.3668045	4.6856532,7	,25	I 20
21	8.3721710	5346,8	1,64	8.3722915	6552,5	3,29	21
22	8.3774988	5336,8	,66	8.3776223	6572,4	,33	22
23	8.3828762	5326,7	,68	8.3828886	6592,6	,37	23
24	8.3887962	5316,5	,70	8.3880918	6613,1	,41	24
I 25	8.3931008	4.6855306,1	,73	8.3932336	4.6856633,8	,45	I 25
26	8.3981793	5295,7	1,75	8.3983152	6654,8	3,49	26
27	8.4031990	5285,1	,77	8.4033381	6676,0	,53	27
28	8.4081614	5274,4	,79	8.4083037	6697,4	,57	28
29	8.4130676	5263,5	,81	8.4132132	6719,1	,61	29
I 30	8.4179190	4.6855252,6	,83	8.4180679	4.6856741,0	,66	I 30
31	8.4227168	5241,5	1,85	8.4228690	6763,2	3,70	31
32	8.4274621	5230,3	,87	8.4276176	6785,6	,74	32
33	8.4321561	5218,9	,89	8.4323150	6808,3	,78	33
34	8.4367999	5207,5	,91	8.4369622	6831,2	,82	34
I 35	8.4413944	4.6855195,9	,93	8.4415603	4.6856854,4	,86	I 35
36	8.4459409	5184,2	1,95	8.4461103	6877,8	3,90	36
37	8.4504402	5172,4	,97	8.4506131	6901,4	,94	37
38	8.4548934	5160,4	,99	8.4550699	6925,3	,98	38
39	8.4593013	5148,4	2,01	8.4594814	6949,5	,02	39
I 40	8.4636649	4.6855136,2	,03	8.4638486	4.6856973,9	,06	I 40
41	8.4679850	5123,9	2,05	8.4681725	6998,5	4,11	41
42	8.4722626	5111,4	,07	8.4724538	7023,4	,15	42
43	8.4764984	5098,9	,09	8.4766933	7048,5	,19	43
44	8.4806932	5086,2	,11	8.4808920	7073,8	,23	44
I 45	8.4848479	4.6855073,4	,13	8.4850505	4.6857099,5	,27	I 45
46	8.4889632	5060,5	2,15	8.4891696	7125,3	4,31	46
47	8.4930398	5047,4	,17	8.4932502	7154,4	,35	47
48	8.4970784	5034,3	,19	8.4972928	7177,8	,39	48
49	8.5010798	5021,0	,22	8.5012982	7204,4	,43	49
I 50	8.5050447	4.6855007,6	,24	8.5052671	4.6857231,2	,47	I 50
51	8.5089736	4994,0	2,26	8.5092001	7258,3	4,51	51
52	8.5128673	4980,4	,28	8.5130978	7285,6	,55	52
53	8.5167264	4966,6	,30	8.5169610	7313,2	,60	53
54	8.5205514	4952,7	,32	8.5207902	7341,0	,64	54
I 55	8.5243430	4.6854938,6	,34	8.5245860	4.6857369,1	,68	I 55
56	8.5281017	4924,5	2,36	8.5283490	7397,4	4,72	56
57	8.5318281	4910,2	,38	8.5320797	7425,9	,76	57
58	8.5355228	4895,8	,40	8.5357787	7454,7	,80	58
59	8.5391863	4881,3	,42	8.5394466	7483,8	,84	59
I 60	8.5428192	4.6854866,7	,44	8.5430838	4.6857513,1	,88	I 60

468 TABLE XXXVII.—NUMBERS OFTEN USED IN CALCULATIONS.

Constants.		Logarithms.		
Area of a circle to radius 1	} = π =	3.14159,26536	0.4971499	
Circumference of a circle to diameter 1				
Surface of a sphere to diameter 1				
Area of a circle to diameter 1	= $\pi \div 4$ =	0.78539,81634	9.8950899	
Capacity of a sphere to diameter 1	= $\pi \div 6$ =	0.52359,87756	9.7189986	
Capacity of a sphere to radius 1	= $4\pi \div 3$ =	4.18879,02048	0.6220886	
Diameter of a circle to area 1	= $\sqrt{4 \div \pi}$ =	1.12837,91671	0.0524551	
Diameter of a sphere to capacity 1	= $\sqrt[3]{6 \div \pi}$ =	1.24070,09818	0.0936671	
	$\sqrt{\pi}$ =	1.77245,38509	0.2485749	
	π^2 =	9.86960,44011	0.9942997	
	$1 \div \pi$ =	0.31830,98862	9.5028501	
	$1 \div \pi^2$ =	0.10132,11836	9.0057003	
Base of Naperian logarithms	= e =	2.71828,18285	0.4342945	
Modulus of the common logarithms	= M =	0.43429,44819	9.6377843	
Naperian logarithm of π	=	1.14472,98858	0.0587030	
Arc equal to radius expressed in	{ degrees	= 57.29577,95130	1.7581226	
	{ minutes	= 3437.74677,07849	3.5362739	
	{ seconds	= 206264.80624,70964	5.3144251	
Length of one degree in parts of radius	=	0.01745,32925	8.2418773	
Length of one minute in parts of radius	=	0.00029,08882	6.4637261	
Sine of 1 second	=	0.00000,48481	4.6855749	
Sine of 2 seconds	=	0.00000,96963	4.9866049	
Sine of 3 seconds	=	0.00001,45444	5.1626961	
360 degrees expressed in seconds of arc	=	1206000	6.1126050	
24 hours expressed in seconds of time	=	86400	4.9365137	
12 hours expressed in seconds of time	=	43200	4.6354837	
Number of feet in one mile	=	5280	3.7226339	
Sidereal year in mean solar days	=	365.25637,4417	2.5625978	
Tropical year, 1850, in mean solar days	=	365.24221,6787	2.5625810	
Annual variation	=	— .00000,00669		
Sidereal rotation of earth in mean solar seconds	=	86164.09966,888	4.9353264	
Sidereal (<i>i. e.</i> , equin.) day in mean solar seconds	=	86164.09054,9806	4.9353263	
Mean solar day in seconds of sidereal time	=	86636.55534,88314	4.9377012	
Acceleration of stars in solar day =	{ 236.55535s. sidereal time.		2.3739328	
	{ 235.90945s. solar time.		2.3727453	
Compression of the earth = $1 \div 299.152818$			7.5241069	
Equatorial radius of the earth in English feet	=	20923599.98	7.3206364	
Polar radius of the earth in English feet	=	20853657.16	7.3191823	
Degree of latitude at the equator in English feet	=	362748.33	5.5596054	
Degree of latitude at 45° in English feet	=	364571.77	5.5617830	
Multipliers for converting	{ French toises into French metres	=	1.94903659	0.2898200
	{ French toises into English yards	=	2.13153084	0.3286916
	{ French toises into English feet	=	6.39459252	0.8058129
	{ French feet into English feet	=	1.06576542	0.0276716
	{ French metres into English yards	=	1.093633067	0.0388716
	{ French metres into English inches	=	3.280899167	0.5159929
British imperial gallon in cubic inches	=	39.37079	1.5951741	
Cubic inch distilled water in grains (B. 30 in. T. 62°)	=	277.274	2.4429090	
Weight of cubic foot of water	{ in lbs. avoirdupois	=	252.458	2.4021891
	{ in oz. avoirdupois	=	62.32106057	1.7946348
	{ in lbs. Troy	=	997.13696914	2.9987548
	{ in oz. Troy	=	75.7374	1.8793104
	{ in grains	=	908.8488	2.9584916
Length of seconds pendulum in inches at	{ London	=	436247.424	5.6397329
	{ Paris	=	39.13929	1.5926129
	{ New York	=	39.12929	1.5925019
Velocity of falling bodies in inches in one second at	{ London	=	39.1012	1.5921901
	{ Paris	=	386.28931	2.5869126
	{ New York	=	386.19061	2.5868016
			2.5864898	

EXPLANATION OF THE TABLES.

TABLE I., page 357, contains the Latitudes and Longitudes of the principal foreign Observatories, taken chiefly from the American Nautical Almanac. In several cases, these numbers differ slightly from those given in the English Nautical Almanac and the Berlin Jahrbuch.

TABLE II., page 358, contains the Latitudes and Longitudes of various places in the United States. This list is designed to embrace the large cities, the astronomical observatories, and the principal colleges of the country. A few of the determinations are derived from the observations of the United States Coast Survey; others have been derived from the labors of numerous private observers; while many have been taken from maps which are confessedly very imperfect. It is hoped that before many years this Table may be very much improved.

TABLE III., page 359, serves to convert hours, minutes, and seconds into decimals of a day, and *vice versa*.

Example 1. It is required to convert 14h. 17m. 16.4s. into the decimal of a day.

We find from the Table,

$$14\text{h.} = .5833333$$

$$17\text{m.} = .0118056$$

$$16\text{s.} = .0001852$$

$$0.4\text{s.} = .0000046$$

$$\text{Hence } 14\text{h. } 17\text{m. } 16.4\text{s.} = \overline{.5953287}$$

The equivalent for 0.4s. is derived from the equivalent for 4s. by removing the decimal point one place to the left.

Example 2. Let it be required to convert 0.5953287 day into hours, minutes, and seconds. We find from the Table,

.59	=	14h.	9m.	36s.
.005	=	7	12.0	
.0003	=		25.92	
.00002	=		1.73	
.000008	=		.69	
.0000007	=		.06	

Hence $.5953287 = 14h. 17m. 16.40s.$

The number of seconds corresponding to .00002 is obtained from the little table of proportional parts at the bottom of page 359. Thus, if .0002 is equivalent to 17.28s., .00002 must be equivalent to 1.728s.; and we may proceed in the same manner for other fractions.

TABLE IV., page 360, serves to convert intervals of mean solar time into equivalent intervals of sidereal time.

Example. It is required to find the sidereal interval corresponding to the mean solar interval, 2h. 22m. 25.62s.

2h. 0m. 0s.	solar interval equals	2h. 0m. 19.713s.	sid. interv.
22 0	" "	22 3.614	"
25	" "	25.068	"
0.62	" "	0.622	"

$2h. 22m. 25.62s.$ solar interval equals $2h. 22m. 49.017s.$ sid. interv.

The method of converting mean solar time into sidereal time is explained on page 123.

TABLE V., page 361, serves to convert intervals of sidereal time into equivalent intervals of mean solar time.

Example. Find the mean solar interval corresponding to the sidereal interval, 2h. 22m. 49.02s.

2h. 0m. 0s.	sid. interval equals	1h. 59m. 40.341s.	solar interv.
22 0	" "	21 56.396	"
49	" "	48.866	"
0.02	" "	0.020	"

$2h. 22m. 49.02s.$ sid. interval equals $2h. 22m. 25.623s.$ solar interv.

The method of converting sidereal time into mean solar time is explained on page 125.

TABLE VI., page 362, serves to convert degrees, minutes, and seconds of space into hours, minutes, and seconds of time. It is

founded on the ratio of 15 degrees to 1 hour. The Right Ascensions of the heavenly bodies are sometimes expressed in arc, but generally in time.

Example. The Right Ascension of α Lyræ for January 1, 1855, is $277^{\circ} 59' 51''.60$. Required its Right Ascension expressed in time.

The Equivalent in time for	277°	$0'$	$0''$	is	18h.	28m.	0s.
“	“	59	0	“	3	56	
“	“	51	“			3.40	
“	“	0.60	“			0.04	

The Right Ascension in time is $18h. 31m. 59.44s.$

In taking out the equivalents for tenths of seconds of space, we may use the units in the seconds column as arguments, taking care to remove the decimal point of the corresponding equivalent one place to the left. Thus the equivalent for $6''$ is $0.4s.$, and for $0''.6$ the equivalent is $0.04s.$

TABLE VII., page 363, serves to convert hours, minutes, and seconds of sidereal time into degrees, minutes, and seconds of space.

Example. The Right Ascension of α Lyræ for January 1, 1855, is $18h. 31m. 59.44s.$ Required its Right Ascension expressed in arc.

The Equivalent in arc for	18h.	0m.	0s.	is	270°	$0'$	$0''$
“	“	31	0	“	7	45	0
“	“	59	“		14	45	
“	“	0.44	“		6	$.60$	

The Right Ascension in arc is $277^{\circ} 59' 51''.60$

TABLE VIII., pages 364–5, furnishes the amount of atmospheric refraction for all altitudes from the horizon to the zenith.

This Table was constructed by the late Professor Bessel, of Königsberg, and is now more generally used than any other.

It requires, in addition to the observed apparent altitude, an observation of the height of the barometer, upon which depends the factor B ; of the thermometer attached to the barometer, upon which depends the factor t ; and of the temperature of the external air, upon which depends the factor T . If the attached

thermometer is not observed, we may assume that its indications are the same as those of the external thermometer.

The refraction may be computed either by natural numbers or by logarithms. The latter method is the most accurate, as the corrections required for small altitudes, indicated by the factors M and N, can be conveniently applied only with logarithms. When the altitude is not very small, and the greatest accuracy is not required, the use of logarithms may be dispensed with.

By natural Numbers.

From the accompanying Table, take the mean refraction corresponding to the observed altitude; take the factor B, corresponding to the height of the barometer; also, take the factor t , corresponding to the attached thermometer, and the factor T, corresponding to the external thermometer. Multiply these four numbers together, and you will obtain the true refraction.

Example. The observed apparent altitude of a star was $34^{\circ} 11' 15''$; the barometer, 28.856 inches; the external and the attached thermometers both stood at $+19.6^{\circ}$ Fahr. It is required to compute the refraction.

Mean refraction for $34^{\circ} 11' 15''$ $1' 24''.8$.
 Barometer, 28.856; Factor B, 0.975.
 Thermometer, 19.6° { Factor t , 1.001.
 { Factor T, 1.061.
 Product, $0.975 \times 1.001 \times 1.061 = 1.0355$.
 True refraction = $84''.8 \times 1.0355 = 1' 27''.8$.

By Logarithms.

Take from the Table the factor log. B, corresponding to the height of the barometer; also the factors log. t and log. T, corresponding to the attached and external thermometers. Take also the values of log. A, as also M and N, corresponding to the apparent altitude. Multiply the sum of log. B and log. t by M; also, multiply log. T by N. Take the algebraic sum of these products (regard being had to their signs), and add to it log. A, and the logarithmic cotangent of the apparent altitude. The sum will be the logarithm of the refraction expressed in seconds of arc. This rule is expressed more concisely thus:

The logarithm of the refraction is
 $= \log. \cotangent \text{ app. alt.} + \log. A + M(\log. B + \log. t) + N \log. T.$

Example 1. The observed apparent altitude of a star was $3^{\circ} 44' 40''$; the barometer, 30.162 inches; the attached thermometer, 52.2° Fahr.; and the external thermometer, 46.6° Fahr. Required the refraction.

log. factor B, 30.162	+0.00821
log. factor t , 52.2° Fahr.	-0.00078
log. factor T, 46.6° Fahr.	+0.00183
Apparent altitude, $3^{\circ} 44' 40''$	$\left. \begin{array}{l} M = 1.0187 \\ N = 1.1753 \end{array} \right\}$
log. cotang., $3^{\circ} 44' 40''$	1.18412
log. A,	1.68084
$1.0187 \times (\log. B + \log. t)$,	+0.00757
$1.1753 \times \log. T$,	+0.00213
	log. refraction, $\underline{2.87466}$
	Refraction = $12' 29''.3$.

Example 2. The observed apparent altitude of a star was $6^{\circ} 46' 40''$; height of the barometer, 29.772 inches; the attached thermometer, -0.4° Fahr.; and the external thermometer, -2.0° Fahr. Required the refraction.

log. cot. $6^{\circ} 46' 40''$	0.92500	M = 1.0079
log. A	1.73061	N = 1.0794
log. B = +0.00256		
log. t = +0.00127		
log. B + log. t = +0.00383		
M(log. B + log. t)	0.00386	
log. T = +0.04545		
N log. T	0.04906	
	log. refraction, $\underline{2.70853}$	
	The refraction = $8' 31''.13$	

TABLE IX., page 366-7, contains the coefficients for computing the corrections required for transit observations at the latitude of Washington Observatory.

The column headed *Azimuth* contains the value of the factor $\sin. (\phi - \delta) \sec. \delta$, computed for $\phi = 38^{\circ} 53' 39''$ for all altitudes from the south horizon, corresponding to a north polar distance 140° , to the north horizon, corresponding to north polar distance

—38°. The column headed *Level* contains the value of the factor $\cos. (\phi - \delta) \sec. \delta$, in the same manner for every degree of altitude; and the column headed *Collimation* contains the value of $\sec. \delta$. Near the pole, the values of these coefficients change very rapidly, and it is more convenient to compute special tables for such stars as are frequently observed. Page 367 exhibits the form of such tables for Polaris, λ and δ Ursæ Minoris, and 51 Cephei, both for the upper and lower culminations.

The use of this Table has been sufficiently explained on page 73, and several preceding pages.

TABLE X., pages 368–371, furnishes the reduction to the meridian for a star observed a few minutes before or after its meridian passage. It enables us to compute more readily the correction to be applied to the zenith distance observed near the meridian, in order to obtain the true meridional zenith distance. This correction may be put under the following form:

$$x = A \times \frac{\cos. \phi \cos. \delta}{\sin. z} - B \times \left(\frac{\cos. \phi \cos. \delta}{\sin. z} \right)^2 \times \cot. z,$$

where $A = \frac{2 \sin.^2 \frac{1}{2}P}{\sin. 1''}$, and $B = \frac{2 \sin.^4 \frac{1}{2}P}{\sin. 1''}$.

Part I. shows the value of the factor $\frac{2 \sin.^2 \frac{1}{2}P}{\sin. 1''}$, and the argument of the table is the distance in time of the sun or star from the meridian. This value (or the sum of those values divided by the number of observations, if more than one observation has been made) must be multiplied by $\frac{\cos. \phi \cos. \delta}{\sin. z}$, and the product subtracted from the zenith distance (corrected for refraction, etc.) of the sun or star observed near the meridian. The difference thus obtained will give the true meridional zenith distance of the sun or star as correctly as if it had been observed precisely on the meridian.

When, however, the distance from the meridian is considerable, and when great accuracy is required, this value must be further corrected by the addition of the value of Part SECOND, on page 371, multiplied by $\left(\frac{\cos. \phi \cos. \delta}{\sin. z} \right)^2 \cot. z$.

If the chronometer does not go accurately during the observa-

tions, a further correction is required for rate. The last column of page 371 furnishes the logarithm of this correction for a daily loss or gain of the chronometer, varying from 0 to 30 seconds.

An example of the use of this Table will be found on pages 143-5.

TABLE XI., pages 372-3, is for determining the equation of equal altitudes of the sun. If the sun's declination remained the same from the forenoon to the afternoon observations, it is evident that half this interval, added to the time of the first observation, would give the time of apparent noon as shown by the chronometer. But as the sun's declination is continually changing, a correction must be applied on account of this variation. This correction is called the *equation to equal altitudes*, and may be reduced to the form

$$x = -A \cdot \mu \cdot \text{tang. } \phi + B \cdot \mu \cdot \text{tang. } \delta.$$

Page 372 furnishes the value of $\frac{T}{30 \sin. 7\frac{1}{2}T}$, which is represented by A. This must be multiplied by the hourly variation of the sun's declination (considered as negative when the sun is proceeding toward the south), and also by the tangent of the latitude of the place. Page 373 furnishes the value of $\frac{T}{30 \tan. 7\frac{1}{2}T}$, which is represented by B. This must be multiplied by the hourly variation of the sun's declination, and also by the tangent of the sun's declination at the time of apparent noon on the given day. The sum of these two quantities, taken with their proper signs, is the correction required.

An example of the use of this Table will be found on page 129.

TABLE XII., pages 374-7, furnishes the angle of the vertical, the logarithm of the earth's radius, and the length of a degree of the meridian, and also of a parallel of latitude for every degree of latitude from the equator to the pole. In computing the parallax of the moon, we must employ the *geocentric* latitude, which is equal to the observed latitude *minus* the angle of the vertical; and we must also employ the horizontal parallax belonging to the place, which may be found by adding the logarithm of the horizontal parallax at the equator to the logarithm

of the earth's radius, which in Table XII. is set against the given latitude. The use of these numbers is explained on pages 184 and 185.

The length of a degree of the meridian and of a parallel is constantly needed in Geodesy, and will be frequently found useful to the astronomer. This Table is taken from the Berlin Jahrbuch for 1852; but the length of a degree of longitude and latitude, which is there given in toises, has been carefully converted into English feet, and it is hoped will be found correct to the last decimal place.

TABLE XIII., page 378, shows the augmentation of the moon's semi-diameter on account of her apparent altitude, computed from the formula page 200, where its use has also been explained.

TABLE XIV., page 378, shows the quantity by which the moon's equatorial horizontal parallax must be diminished to obtain the horizontal parallax belonging to any other latitude. This reduction is given for three values of the moon's equatorial parallax, viz., 53', 57', and 61'; and for any other value, the equatorial parallax may be easily found by interpolation. The use of this Table will be understood from Art. 210, page 186.

TABLE XV., page 379, furnishes the parallax of the sun and planets for all altitudes above the horizon. The horizontal parallax is to be sought for at the top of the page, and the altitude on either the right or left margin. If the given horizontal parallax is not found exactly in the Table, the parallax in altitude may be obtained by interpolating between the numbers given in the Table.

Since parallax always tends to diminish the true altitude of a body, we must *add* the parallax to the observed altitude in order to obtain the true altitude, or we must *deduct* it from the observed zenith distance in order to obtain the true zenith distance.

TABLE XVI., pages 380-3, furnishes the moon's parallax in right ascension, and also in declination for Cambridge Observatory. The form of the Table is somewhat complicated, as it re-

quires three independent arguments, viz., the moon's declination, horizontal parallax, and hour angle. The Table is computed for a declination of 0° , 5° , 10° , 15° , 20° , and 25° ; for a horizontal parallax of $53'$, $57'$, and $61'$; and for every five or ten minutes of hour angle from the meridian. For any value of these quantities not contained in the Table, a double or triple interpolation may be required. If, however, we neglect the second differences, this interpolation may be readily performed as follows: Find what number in the Table corresponds most nearly to the given declination, horizontal parallax, and hour angle. Call this number the approximate parallax, and compute the correction which should be added or subtracted on account of the variation of the given arguments from the arguments of the Table. This method will be understood from the following example.

Example. Required the moon's parallax in right ascension and declination for Cambridge Observatory, when the moon's declination is $19^\circ 58' 9''.4$ N., the horizontal parallax of the place $60' 14''.7$, and the moon's hour angle 3h. 47m. 23.50s.

For Right Ascension.

The nearest declination in the Table is 20° ; the nearest horizontal parallax is $61'$; and the nearest hour angle is 230m. The corresponding parallax on page 381 is 163.47s. The given hour angle is less than 230m. by 2.61m. To find the correction for 2.61m., we form the proportion

$$10\text{m.} : 2.61\text{m.} :: 4.62\text{s.} : 1.20\text{s.}$$

The given horizontal parallax is less than $61'$ by $45''.3$. To find the correction for $45''.3$, we form the proportion

$$240'' : 45''.3 :: 10.79\text{s.} : 2.03\text{s.}$$

The given declination is less than 20° by $110''.6$. To find the correction for $110''.6$, we form the proportion

$$5^\circ \text{ or } 18000'' : 110''.6 :: 4.47\text{s.} : 0.02\text{s.}$$

The required parallax will therefore be

$$\begin{array}{r} 163.47\text{s.} \\ - 1.20\text{s.} \\ - 2.03\text{s.} \\ - .02\text{s.} \\ \hline 160.22\text{s.} \end{array}$$

160.22s., which corresponds well with

the result on page 250.

For Declination.

The approximate parallax, found in a similar manner from page 383, is 1802''.0, which corresponds to Dec. 20° N.; horizontal parallax, 61'; and hour angle, 220m. The corrections for variation of the proposed arguments from the preceding arguments are found by the proportions

20m. : 7.39m. :: 67''.8 : 25''.0, the correction for hour angle.

240' : 45''.3 :: 119''.7 : 22''.6, the correction for horizontal parallax.

18000'' : 110''.6 :: 193''.3 : 1''.2, the correction for declination.

The required parallax will therefore be

$$1802''.0 + 25''.0 - 22''.6 + 1''.2 = 1805''.6,$$

which differs less than a second from the result on page 250, and this discrepancy arises from our having neglected second differences in interpolation.

When it is required to compute a long series of occultations and eclipses for a particular place, it is convenient to have a table of parallaxes like the preceding, and then the subsequent computation occupies but a few minutes. With but little additional labor, this Table might be very much expanded, so that the parallaxes for any arguments might be taken out by mere inspection.

TABLE XVII., page 384, contains the angles formed by the intersection of a vertical circle and hour circle for every degree of declination from 29° north to 29° south, and for every ten degrees of hour angle from the meridian to the horizon. A knowledge of these angles is convenient in all observations of the moon, out of the meridian, but especially in observing eclipses and occultations. The method of computing this Table has been explained in Art. 145. Every astronomer will find it convenient to compute a similar table for his own observatory.

TABLE XVIII., page 385, shows the correction to be added to the moon's declination in computing an occultation or eclipse. The reason of this correction has been explained in Art. 228. The declination of the moon is given to every half degree in the first column, and the difference of right ascension between the

moon and star in the case of an occultation, or between the moon and sun in the case of a solar eclipse, is given at the top of the page, to every five minutes of arc.

TABLE XIX., pages 386-7, shows the semi-diurnal arc, or the interval of time employed by the sun or a star in passing from the horizon to its point of culmination, and *vice versa*, according to its declination and the latitude of the place. These values have been computed from formula (2), page 114, without considering the effect of refraction, which would increase the duration two or three minutes, and sometimes more than this. The latitude of the place is given at the top of the page, and the declination of the star in the first vertical column. The numbers in this Table are to be subtracted from the time of meridian passage for *rising*, and added to the time of meridian passage for *setting*, as in the following examples:

Example 1. Required the mean time of setting of the planet Venus, July 5, 1855, at New Haven, lat. $41^{\circ} 18'$, the declination of the planet being $13^{\circ} 30' N$.

Meridian passage July 5, by Nautical Almanac . . . 3h. 9m.
Semi-diurnal arc for lat. $41^{\circ} 18'$, and dec. $13^{\circ} 30' N$.

(page 387) 6h. 49m.

Venus sets July 5th, 1855 9h. 58m.

Example 2. Required the mean time of rising of the planet Jupiter, July 5, 1855, at New Haven, the declination of the planet being $11^{\circ} 40' S$.

Meridian passage July 5, by Nautical Almanac . . . 15h. 24m.
Semi-diurnal arc for lat. $41^{\circ} 18'$, and dec. $11^{\circ} 40' S$.

(page 387) 5h. 18m.

Jupiter rises July 5th, 1855 10h. 6m.

This Table is designed for northern latitudes, but it is equally applicable to southern latitudes by changing the declination of the star from N. to S., and *vice versa*.

TABLE XX., page 388, contains a comparison of French millimeters with English inches, and will be found convenient for reducing French measures into English. It is deduced from the assumption that the French metre at the freezing point is equal to 39.37079 English inches at the temperature of 62° Fahrenheit; the standard temperature of the French scale being 32°

Fahrenheit, and that of the English scale being 62° Fahrenheit. This is the result given by Captain Kater in the Philosophical Transactions for 1818, page 109. The table of proportional parts in the last column gives the value of tenths of a millimeter in English inches, and will serve for hundredths by removing the decimal point one place to the left.

The relation of the metre to the yard adopted by the United States Coast Survey is,
 1 metre = 1.0935696 yards, or 39.3685 United States standard inches.

TABLE XXI., page 389, enables us to convert English inches into millimeters, and is derived from the same data as the preceding Table. The table of proportional parts in the last column gives the values of hundredths of an inch in millimeters, and will serve for thousandths by removing the decimal point one place to the left.

TABLE XXII., pages 390-1, is designed for computing the difference in the heights of two places by means of the barometer.

This Table was computed from the formula of Laplace, modified in accordance with the results of more recent determinations.

Suppose that we have observed

At the lower station,	{	H, the height of the barometer.
	{	T, the temperature of the barometer.
	{	t, the temperature of the air.
" "	{	h', the height of the barometer.
	{	T', the temperature of the barometer.
	{	t', the temperature of the air.

Represent by *s* the height of the lower station above the level of the sea, by *L* the latitude of the place, and by *h* the observed height, *h'*, reduced to the temperature *T*.

The difference of level, *x*, between the two stations is given by the formula :

$$x = 60158.6 \text{ ft. } \log. \frac{H}{h} \times \left\{ \begin{array}{l} \left(1 + \frac{t+t'-64}{900} \right) \\ (1 + 0.00265 \cos. 2L) \\ \left(1 + \frac{x+52251}{20888629} + \frac{s}{10444315} \right) \end{array} \right\}.$$

But h represents the height h' , reduced from the temperature T' to the temperature T . The expansion of mercury for 1° Fahrenheit is 0.0001000; that of the brass, which forms the scale of the barometer, is 0.0000104; the difference is 0.0000896. Hence we have $h = h' \{1 + 0.0000896(T - T')\}$.

Therefore,

$$60158.6 \text{ ft. log. } \frac{H}{h} = 60158.6 \text{ ft. log. } \frac{H}{h'} - 2.3409 \text{ ft. } (T - T').$$

Part I. of the Table furnishes in English feet the value of the expression $60158.6 \text{ log. } H$ for heights of the barometer from 11 to 31 inches; only they have all been diminished by the constant 27541.5 feet, which does not change the difference,

$$60158.6 \text{ log } H - 60158.6 \text{ log } h.$$

Part II. furnishes the correction $-2.3409(T - T')$, depending upon the difference $T - T'$ of the temperatures of the barometers at the two stations. This correction is generally negative. It would be positive if $T - T'$ were negative; that is, if the temperature T' of the barometer at the upper station exceeded the temperature T at the lower station.

Part III. gives the correction $A \times 0.00265 \cos. 2L$, to be applied to the approximate altitude A , and which arises from the variation of gravity from the latitude of 45 degrees to the latitude L of the place of observation. This correction has the same sign as $\cos. 2L$; that is, it is positive from the equator to 45 degrees, and negative from 45 degrees to the pole.

Part IV. gives the correction $A \cdot \frac{A + 52251}{20888629}$, which is always to be added to the approximate height A , and which is due to the diminution of gravity on the vertical.

Part V. furnishes for the approximate difference of level, A , the small correction $A \cdot \frac{s}{10444315}$, corresponding to several values of the height s of the lower station. But in place of s there has been substituted, as the argument of the table, the height H of the barometer at this station.

Method of Computation.

Take from Part I., page 390, the two numbers corresponding to the observed barometric heights H and h' . From their differ-

H H

ence subtract the correction $2.3409(T - T')$, found in Part II., with the difference $T - T'$ of the thermometers attached to the barometers. We thus obtain an approximate altitude, a .

We then calculate the correction $a \cdot \frac{t + t' - 64}{900}$ for the temperature of the air, by multiplying the nine hundredth part of a by the sum of the temperatures t and t' , diminished by 64. This correction is of the same sign as $t + t' - 64$. We thus obtain a second approximate altitude, A .

With A and the latitude of the place, L , we seek, in Part III., the correction $A \times 0.00265 \cos. 2L$, arising from the variation of gravity with the latitude.

For the approximate height A , Part IV. gives the correction $A \times \frac{A + 52251}{20888629}$, arising from the diminution of gravity on a vertical. This correction is always additive.

Finally, when the height, s , of the lower station is considerable, the small correction $A \times \frac{s}{10444315}$ may be found in Part V.

This correction is always additive.

Example 1. M. Humboldt made the following observations on the mountain of Guanaxuato, in Mexico, in latitude 21° , viz.:

	Upper Station.	Lower Station, On the Bank of the Sea.
Thermometer in open air . . .	$t' = 70.3$	$t = 77.5$
Thermometer to barometer . .	$T' = 70.3$	$T = 77.5$
Barometer	$h' = 23.660$	$H = 30.046$

What was the difference in the height of the two stations?

Part I. gives	<table style="border-left: 1px solid black; border-right: 1px solid black; border-collapse: collapse;"> <tr> <td style="padding-left: 10px;">for $H = 30.046$ inches</td> <td style="text-align: right;">27649.7</td> </tr> <tr> <td style="padding-left: 10px;">for $h' = 23.660$ inches</td> <td style="text-align: right;">21406.9</td> </tr> <tr> <td style="padding-left: 10px;">Difference . . .</td> <td style="text-align: right; border-top: 1px solid black;">6242.8</td> </tr> </table>	for $H = 30.046$ inches	27649.7	for $h' = 23.660$ inches	21406.9	Difference . . .	6242.8	
for $H = 30.046$ inches	27649.7							
for $h' = 23.660$ inches	21406.9							
Difference . . .	6242.8							
Part II. gives for $T - T' = 7.2^\circ$	- 16.9							
Approximate altitude, a	6225.9							
$\frac{a}{900}(t + t' - 64) = 6.918 \times 83.8^\circ$	+ 579.7							
Second approximate altitude, A . .	6805.6							
Part III. gives for $A = 6806$, and $L = 21^\circ$	+ 13.3							
Part IV. gives for 6806	+ 19.3							
Height above the sea	6838.2 feet.							

Example 2. M. Gay Lussac, in his celebrated balloon ascent in 1805, found his barometer to indicate 12.945 English inches, the temperature being 14.9° Fahrenheit. The barometer at Paris at the same time indicated 30.145 English inches, with a temperature of 87.44° Fahrenheit. Required the elevation of the balloon above Paris.

Part I. gives	{ for H=30.145 inches 27735.6 { for h'=12.945 inches 5650.4	
	Difference . . .	22085.2
Part II. gives for T-T'=72.54°		-169.9
	Approximate altitude, a	21915.3
$\frac{a}{900}(t+t'-64)=24.35 \times 38.34^\circ$		+933.6
	Second approximate altitude, A .	22848.9
Part III. gives for A=22848, and L=48° 50'		- 8.2
Part IV. gives for 22848		+82.1
	Height of balloon above Paris . .	22922.8 feet.

TABLE XXIII., pages 392-3, furnishes the coefficients for interpolation by differences. The Table on page 392 contains the values of the coefficients for interpolation by Bessel's formula, given in Art. 223. Column first contains the values of t to each hundredth of unity. Column second contains the values of the factor $t \cdot \frac{t-1}{2}$ for each value of t contained in the first column.

Column third contains the values of the factor $\frac{t(t-1)(t-\frac{1}{2})}{2 \cdot 3}$ for each value of t contained in the first column. Column fourth

contains the values of the factor $\frac{(t+1)t(t-1)(t-2)}{2 \cdot 3 \cdot 4}$, and column

fifth contains the values of the factor $\frac{(t+1)t(t-1)(t-2)(t-\frac{1}{2})}{2 \cdot 3 \cdot 4 \cdot 5}$

for each value of t contained in the first column.

The coefficients of the second differences are negative; the coefficients of the third differences are positive for values of t less than one half, and negative for values of t greater than one half. The coefficients of the fourth differences are invariably positive; the coefficients of the fifth differences are negative for values of t less than one half, and positive for values of t greater

than one half. The mode of using this Table has been explained in Art. 223.

The Table on page 393 contains the values of the coefficients t , $\frac{t(t-1)}{2}$, $\frac{t(t-1)(t-2)}{2.3}$, $\frac{t(t-1)(t-2)(t-3)}{2.3.4}$, etc., which, being

the same as the coefficients of the binomial formula, are called binomial coefficients, to distinguish them from Bessel's coefficients on page 392. Columns first and second are the same as on page 392. Column third contains the values of the factor $\frac{t(t-1)(t-2)}{2.3}$ for each value of t contained in the first column,

and the subsequent columns are constructed in a similar manner. The coefficients for the odd differences are positive, while those for the even differences are negative. The mode of using this Table has been explained in Art. 220.

TABLE XXIV., pages 394-6, contains the logarithms of the coefficients for interpolation by Bessel's formula for every five minutes, the unit of time being supposed to be 12 hours. This Table is from Sawitsch's *Practischen Astronomie*, and its use has been explained on page 208.

TABLE XXV., page 397, enables us to convert degrees of the centesimal thermometer into degrees of Fahrenheit. It is founded on the equation, x° centesimal = $(32^\circ + \frac{9}{5}x^\circ)$ Fahrenheit.

TABLE XXVI., page 397, enables us to convert degrees of Reaumur's thermometer into degrees of Fahrenheit. It is founded on the equation, x° Reaumur = $(32^\circ + \frac{9}{4}x^\circ)$ Fahrenheit.

TABLE XXVII., page 398, shows the height of the barometer corresponding to temperatures of boiling water from 185° to 214° Fahrenheit. The temperature at which water boils in the open air depends upon the weight of the atmospheric column above it, and under a diminished barometric pressure the water will boil at a lower temperature. Since the weight of the atmosphere decreases with the elevation, it is evident that, in ascend-

ing a mountain, the higher the station the lower will be the temperature at which water boils. Hence, if we knew the height of the barometer corresponding to the temperature of boiling water, we could measure the altitude of a mountain by observing the temperature at which water boils. Table XXVII. is derived from a Table by Regnault, published in the *Annales de Physique et de Chimie*, t. xiv., p. 206. In Regnault's Table the temperature is expressed in centigrade degrees, and the height of the barometer in millimeters. I have deduced from this a new Table, in which the temperature is expressed in degrees of Fahrenheit, and the height of the barometer in English inches.

TABLE XXVIII., page 399, contains the depression of mercury in glass tubes on account of capillarity, according to several different authorities.

TABLE XXIX., page 399, contains the factors by which the difference of readings of the dry-bulb and wet-bulb thermometers must be multiplied in order to produce the difference between the readings of the dry-bulb and dew-point thermometers. These factors are derived from a long series of observations made at the Greenwich Observatory, and enable us to convert observations made with the wet-bulb thermometer into observations made with Daniell's hygrometer.

Example 1. The temperature of the air being 81.3° , and that of the wet-bulb being 68.9° , it is required to determine the dew-point.

The difference between the dry and wet bulb thermometers is 12.4° , which, multiplied by 1.5, gives 18.6° , which is the difference between the dry-bulb and dew-point thermometers. Hence the dew-point was at 62.7° .

Example 2. The temperature of the air being 46.9° , and that of the wet-bulb thermometer 44.2° , it is required to determine the dew-point.

The difference between the dry and wet bulb thermometers is 2.7° , which, multiplied by 2.2, gives 5.9° . Hence the dew-point was at 41.0° .

TABLE XXX., pages 400–459, is a Catalogue of 1500 stars, derived chiefly from the Catalogue of the British Association. This Catalogue contains all the stars of the British Association Catalogue to the fifth magnitude inclusive, and about a dozen stars of the magnitude five and a half, situated within a few degrees of the north pole.

Column first, on the left-hand page, contains the number of the star in this Catalogue; column second contains the equivalent number in the Catalogue of the British Association; column third contains the name of the constellation to which the star belongs, together with Flamsteed's numbers and Bayer's letters, according to the British Association Catalogue; column fourth contains the magnitude of the star according to the same Catalogue; column fifth contains its right ascension on the 1st of January, 1850; column sixth contains the annual variation of the right ascension, and includes proper motion where it exists; column seventh contains the north polar distance on the 1st of January, 1850; and column eighth contains the annual variation of polar distance, including proper motion.

On the right-hand page, column first contains the number of the star repeated from the former page; the next four columns contain the logarithms of the factors a , b , c , and d , for computing the reduction from the mean to the apparent right ascension; while the last four columns contain the logarithms of the factors a' , b' , c' , and d' , for computing the reduction from the mean to the apparent polar distance. All the numbers on each page are copied from the British Association Catalogue, with the exception of the right ascensions and polar distances of such of the stars as are contained in the Greenwich twelve-year Catalogue. The places of such stars have been carefully reduced from the years 1840 and 1845 to 1850, and are distinguished from other numbers in the same columns by an asterisk.

In a few cases, in which the Greenwich twelve-year Catalogue differs considerably from the British Association Catalogue, the results of the most recent observations at Greenwich have been combined with former ones, to obtain the mean places which are incorporated in this Table.

The mode of deducing the apparent places of the stars from their mean places has been explained on page 220.

TABLE XXXI., page 460, contains the secular variation of the annual precession in right ascension for the stars of Table XXX. whenever this variation exceeds 0.035s. The annual precession of a star does not remain the same for a long period of time, but undergoes a slight increase or decrease from year to year. As this annual change of the precession is generally small in amount, and constant for a very long period, it is commonly known by the name of the *secular variation*; for, when inserted in tables, as on page 460, it is usually multiplied by 100, for the sake of a convenient arrangement of the figures.

Assuming, therefore, the annual variation of a star in the Catalogue to be denoted by V (which is equal to the sum of the annual precession and the proper motion), the secular variation by S, the change of position in the star (either in right ascension or north polar distance, as the case may be) on January 1st (1850 + y), will be expressed by

$$\left(V + \frac{S}{100} \times \frac{1}{2}y\right) \times y,$$

where y, which denotes the number of years from 1850, must be assumed + *after*, and - *before*, that epoch. And in this manner the mean place of a star should be brought up from the epoch 1850 to the commencement of any other required year before we apply the annual correction for precession, aberration, and nutation. But for most stars, when the period is not very long, the secular variation may be omitted.

Example. It is required to find the mean right ascension of star 46, on page 400, for January 1, 1860.

Here y = 10 years. Hence $\frac{\frac{1}{2}y \times y}{100} = \frac{1}{2}$.

From page 460, S = +1.2222s., and $\frac{S}{2} = +0.61s.$

Hence we have the following results:

Mean right ascension January 1, 1850	. 0h. 49m. 9.55s.
Variation in 10 years	+1m. 7.16s.
Correction for secular variation	+0.61s.
Mean right ascension January 1, 1860	. 0h. 50m. 17.32s.

TABLE XXXII., page 461, contains the secular variation of the annual precession in north polar distance for all stars in Table

XXX. whenever this variation amounts to $0''.43$. This Table is to be used in the same manner as the preceding.

Example. It is required to find the mean north polar distance of star 300, page 410, for January 1, 1860.

$$\text{Here } \frac{\frac{1}{2}y \times y}{100} = \frac{1}{2}.$$

$$\text{From page 461, } S = +1''.367, \text{ and } \frac{S}{2} = +0''.7.$$

Hence we have the following results:

Mean north polar distance January 1, 1850 .	$10^{\circ} 57' 24''.2$
Variation in 10 years	$-54''.2$
Correction for secular variation	$+ 0''.7$
Mean north polar distance January 1, 1860 .	$10^{\circ} 56' 30''.7$

For most of the stars, the secular variation of precession is inappreciable, except for long intervals of time.

TABLE XXXIII., page 462, contains the principal elements of the planetary system, taken chiefly from Mädler's *Populäre Astronomie, vierte Auflage*. I have substituted the English denominations for measures of length, in place of the foreign denominations of Mädler, and have substituted more recent elements of Neptune. Several of the numbers in Mädler's Table have been changed in accordance with what were considered to be the best authorities.

TABLE XXXIV., page 463, contains the elements of the satellites of the primary planets. The elements of the moon were derived from "Bailey's *Astronomical Tables and Formulæ*." Those of Jupiter's satellites were derived from Mädler's *Astronomie*; those of Saturn's satellites were derived chiefly from Mädler, modified in some instances by comparison with Herschel's *Astronomy* and Hind's *Solar System*. The elements of the satellites of Uranus were derived by myself chiefly from the observations of Lassell; and those of the satellite of Neptune were derived from Hind's *Solar System*.

TABLE XXXV., pages 464-5, contains the elements of the asteroids. These elements have all been derived from the *Berlin Astronomisches Jahrbuch* for 1855, with the following excep-

tions, viz., Nos. 24, 27, 28, 29, 30, 31, 32, and 33, which were taken from recent pages of the *Astronomische Nachrichten*; and No. 5 from the *English Nautical Almanac* for 1854.

TABLE XXXVI., pages 466–7, furnishes the constants for obtaining with the greatest accuracy the sines and tangents of arcs not exceeding two degrees. The column headed *log. sin. A—log. A''* furnishes the difference between the logarithmic sine of the arc given in the adjacent column, and the logarithm of that arc expressed in seconds. Thus,

The logarithmic sine of $0^\circ 40'$ is	8.06577631
The logarithm of $2400'' (= 40')$ is	3.38021124
The difference is	<u>4.68556507</u>

This is the number found on page 466, under the heading *log. sin. A—log. A''*, opposite $0^\circ 40'$; and in a similar manner the other numbers in the Table were obtained. These numbers vary quite slowly for two degrees; and hence, to find the logarithmic sine of an arc not exceeding two degrees, we have but to add the logarithm of the arc expressed in seconds to the appropriate number found in this Table.

Required the logarithmic sine of $0^\circ 24' 22''.57$.

Tabular number from page 466	4.6855712
The logarithm of $1462''.57$ is	3.1651167
The logarithmic sine of $0^\circ 24' 22''.57$ is	<u>7.8506879</u>

The logarithmic tangent of an arc not exceeding two degrees is found in a similar manner.

The same Table enables us to find the arc corresponding to a given logarithmic sine or tangent. If from the given logarithmic sine, we subtract the corresponding tabular number on page 466, the remainder will be the logarithm of the arc expressed in seconds.

Required the arc corresponding to the logarithmic sine 7.0000000. We find from page 466 that the arc must be nearly $3'$; the corresponding tabular number on page 466 is 4.6855748.

The difference is 2.3144252,
which is the logarithm of 206.265.

Hence the required arc is $3' 26''.265$.

In the same manner we may find the arc corresponding to a logarithmic tangent.

The numbers in Table XXXVI. are given to 8 decimal places, in order that we may be sure of getting the seventh figure correct to the nearest decimal; it will be of no use, however, to retain the eighth figure in our computations, unless we employ logarithmic tables of more than seven decimal places.

TABLE XXXVII., page 468, contains a miscellaneous collection of numbers which are most frequently employed in computations. They are derived chiefly from Shortrede's Logarithmic Tables.

CATALOGUE OF ASTRONOMICAL INSTRUMENTS BY
DIFFERENT MAKERS, WITH THEIR PRICES.

Telescopes by Merz and Mahler.

THE refracting telescopes manufactured at the establishment of Merz and Mahler, of Munich, have acquired a higher reputation than any others.

The following is the list of instruments furnished by this establishment. The dimensions are given in French measure, according to which, one inch = 1.0658 English inches; and one foot = 12.7892 English inches. The prices are in francs, one franc being equal to 18.5 cents.

No. 1. Achromatic telescope of 14 inches aperture and 21 feet focus, with an hour circle 17 inches in diameter, divided into single seconds of time, and a declination circle 24 inches in diameter, divided to 4 seconds of arc, with six common astronomical eye-pieces, magnifying 140, 226, 336, 504, 756, and 1200 times; and nine micrometric eye-pieces, magnifying from 148 to 2000 times. The finder has a focal length of 42 inches, and an aperture of 34 lines.

Price 91,300 francs.

This telescope is of the same size as those of Cambridge and Pulkova.

No. 2. Achromatic telescope of 12 inches aperture and 17½ feet focus, like the preceding in all respects, except that it has six astronomical eye-pieces, magnifying 116, 188, 280, 420, 630, and 1000 times; and nine micrometric eye-pieces, magnifying from 124 to 1200.

Price 65,220 francs.

This telescope is of the same dimensions as that belonging to the Cincinnati Observatory.

No. 3. Achromatic telescope of 10½ inches aperture and 15 feet focal length, with an hour circle 15 inches in diameter, divided to two seconds of time; and a declination circle similar to No. 1; five ordinary eye-pieces, magnifying 160, 240, 360, 540, and 856 times; and eight micrometric eye-pieces, magnifying from 100 to 1200 times. The finder has a focal length of 30 inches, and an aperture of 29 lines.

Price 47,830 francs.

No. 4. Achromatic telescope of 9 inches aperture and $13\frac{1}{2}$ feet focal length, with an hour circle of 14 inches diameter, divided to two seconds of time ; and a declination circle of 20 inches diameter, divided to four seconds ; five astronomical eye-pieces, magnifying 142, 212, 320, 480, and 760 times ; and eight micrometric eye-pieces, magnifying from 94 to 1000 times. The finder the same as for No. 3.
Price 32,610 francs.

This telescope is of the same dimensions as that belonging to the National Observatory at Washington.

No. 5. Achromatic telescope of 7 inches aperture, $9\frac{3}{4}$ feet focal length, with an hour circle $9\frac{1}{2}$ inches in diameter, divided to four seconds of time ; and a declination circle 15 inches in diameter, divided to ten seconds ; five astronomical eye-pieces, magnifying 102, 146, 232, 348, and 550 times ; and six micrometric eye-pieces, magnifying from 100 to 580 times. The finder has a focal length of 20 inches, and an aperture of 21 lines.
Price 17,390 francs.

This telescope is of the same dimensions as that belonging to Shelby College, Kentucky.

No. 6. Achromatic telescope of 6 inches aperture and 8 feet focal length, with an hour circle 9 inches in diameter, divided to four seconds of time ; and a declination circle 12 inches in diameter, divided to ten seconds ; five astronomical eye-pieces, magnifying 85, 127, 192, 288, and 456 times ; and five micrometric eye-pieces, magnifying from 128 to 480 times. The finder has an aperture of 19 lines, and a focal length of 20 inches.
Price 9240 francs.

Telescopes of this number belong to the High School Observatory at Philadelphia ; to Sharon Observatory, Pennsylvania ; and to Dartmouth College.

All the preceding numbers are furnished with clock-work.

No. 7. Achromatic telescope of 52 lines aperture and 6 feet focal length, with an hour circle 8 inches in diameter, divided to four seconds of time ; and a declination circle 10 inches in diameter, divided to ten seconds ; five astronomical eye-pieces, magnifying from 64 to 324 times ; a terrestrial eye-piece, magnifying 82 times ; an annular micrometer, finder, etc., *without* clock-work. Price 4782 francs.

No. 8. Achromatic telescope of 48 lines aperture and 5 feet focus, with five astronomical eye-pieces, magnifying from 54 to 270 times, and a terrestrial eye-piece, magnifying 66 times.

Price 4348 francs.

No. 9. Achromatic telescope of 45 lines aperture and $4\frac{1}{4}$ feet focus, on a brass stand, with an hour circle 7 inches in diameter, divided to four seconds of time ; and a declination circle 7 inches in

diameter, divided to thirty seconds; five astronomical eye-pieces, magnifying from 48 to 243 times; a terrestrial eye-piece, magnifying 90 times; an annular micrometer, finder, etc.

Price 3260 francs.

No. 10. Achromatic telescope of 37 lines aperture and 4 feet focus, with magnifying powers from 64 to 216, etc.

Price 1956 francs.

A line is the twelfth part of an inch.

MERIDIAN CIRCLES AND TRANSIT INSTRUMENTS.

Excellent meridian circles and transit instruments are manufactured at Munich, Berlin, Hamburg, London, and Paris.

Meridian Circles, by Ertel and Son, Munich.

The following are the prices of meridian circles and transit instruments manufactured by Ertel and Son, of Munich. The dimensions are given in French measure, and the prices in francs, as on page 491.

1. Meridian circle, with a telescope of 8 feet focal length and five and a half inches aperture. At one extremity of the horizontal axis is the circle of altitude, three feet and four inches in diameter, reading, by four verniers, to one second. At the other extremity of the axis is a circle of the same dimensions, but divided only to single minutes by one vernier, and furnished with a clamp and tangent screw. The instrument has a large level and four astronomical eye-pieces.

Price 17,160 francs.

Microscopes may be substituted for the verniers without any increase of price.

2. Meridian circle, with a telescope of 5 feet focus and 51 lines aperture. The circle is three feet in diameter, and is divided by four verniers to two seconds.

Price 11,580 francs.

3. Meridian circle, with a telescope of 50 inches focus and 42 lines aperture. The circle is two feet in diameter. Price 6430 francs.

4. Meridian circle, with a telescope of 42 inches focus and 34 lines aperture. The circle is twenty inches in diameter, and divided by four verniers to four seconds.

Price 5150 francs.

5. Transit instrument, with an object-glass of 8 feet focus and 66 lines aperture, and four astronomical eye-pieces.

Price 8150 francs.

6. Transit instrument, with an object-glass of 6 feet focus and 52 lines aperture, and four astronomical eye-pieces.

Price 5360 francs.

7. Transit instrument, with an object-glass of 42 inches focus and 34 lines aperture, with three astronomical eye-pieces.

Price 2150 francs.

8. Portable transit instrument, with an object-glass of 22 inches focus and 2 inches aperture, and two astronomical eye-pieces. It has a vertical circle of 6 inches, divided by one vernier to single minutes, and an azimuth circle of 14 inches, divided by four verniers to ten seconds.

Price 1410 francs.

9. Portable transit instrument, with an object-glass of 18 inches focus and 19 lines aperture, and two astronomical eye-pieces. It has a vertical circle of 5 inches, and an azimuth circle of 12 inches.

Price 1180 francs.

10. Grand vertical circle, three feet and four inches in diameter, divided to two minutes, and reading by four microscopes. The telescope has an object-glass of 6 feet focus and $5\frac{1}{2}$ inches aperture.

Price 19,300 francs.

11. Vertical repeating circle, three feet in diameter, divided by four verniers to two seconds. The telescope has an object-glass of 4 feet focus and 37 lines aperture.

Price 9500 francs.

12. Vertical repeating circle, eighteen inches in diameter, with an azimuth circle of eight inches. The first is divided by four verniers to four seconds; the latter, by one vernier to ten seconds. The telescope has an object-glass of 2 feet focus and 22 lines aperture.

Price 3430 francs.

13. Vertical repeating circle, fourteen inches in diameter, with an azimuth circle of six inches, divided like the preceding. The telescope has an object-glass of 21 inches focus and 22 lines aperture.

Price 2580 francs.

Meridian Circles by Pistor and Martins, Berlin.

The following are the prices of meridian circles and transit instruments made by Pistor and Martins, of Berlin.

A rix-dollar is equal to 68 cents of United States currency.

1. Meridian circle, with a telescope of 8 feet focal length and 6 inches aperture, situated at the middle of the horizontal axis, with four astronomical eye-pieces, magnifying from 85 to 288 times. Has two circles of four feet diameter, divided to single minutes, and each furnished with four reading microscopes. Price 5000 rix-dollars.

2. Meridian circle, with a telescope of 6 feet focus and 52 lines aperture. Has two circles of three feet diameter, divided to two minutes, and reading by eight microscopes. Price 3800 rix-dollars.

3. Meridian circle, with a telescope of 4 feet focus and 3 inches

aperture. Has two circles of two feet diameter, divided to two minutes, and reading by eight microscopes. Price 2700 rix-dollars.

4. Meridian circle, with a telescope of 2 feet focus and 2 inches aperture. Has two circles of sixteen inches diameter, reading with four microscopes. Price 1000 rix-dollars.

5. Transit instrument, with an 8 feet telescope, like No. 1, omitting the circle and microscopes. Price 2400 rix-dollars.

6. Transit instrument, with a 6 feet telescope, like No. 2, without the circle. Price 1500 rix-dollars.

7. Transit instrument, with a 4 feet telescope, like No. 3, without the circle. Price 700 rix-dollars.

8. Transit instrument, with an 8 feet telescope at the end of the horizontal axis. The pivots rest upon a stone column, excavated in the middle, and having a contrivance for rapid reversal of the axis, as represented on page 161. Price 3800 rix-dollars.

9. Transit instrument, like No. 8, except a 6 feet telescope. Price 3000 rix-dollars.

10. Transit instrument, like No. 8, except a 4 feet telescope. Price 2000 rix-dollars.

11. Transit instrument, like No. 8, with a three feet circle, reading by four microscopes. Price 4600 rix-dollars.

12. Transit instrument, like No. 9, with a three feet circle, reading by four microscopes. Price 3800 rix-dollars.

13. Transit instrument, like No. 10, with a two feet circle, reading by four microscopes. Price 2600 rix-dollars.

Similar instruments, and at corresponding prices, are made by the Messrs. Repsold, of Hamburg.

The prices of the patent circles made by Pistor and Martins, Berlin, and mentioned on page 101, are as follows :

Patent circle, 5 inches radius, with two verniers, reading to 20" (or 10", if desired) 85 rix-dollars.

The same, with lamp for night reading 90 "

Patent sextant, 6 inches radius, reading to 10" 80 "

Instruments by William Simms, London.

1. Achromatic telescope, 3½ inches object-glass and five feet focal length, mounted upon a universal equatorial stand £110.

2. Achromatic telescope, 4 inch object-glass 140.

3. Ditto ditto, 4 inch object-glass, mounted equatorially on an iron pillar, with clock motion £150.

4. Completely mounted equatorial, with clock movement, micrometer, etc. ; 5 feet focus and 4 inch object-glass £230.

5. Equatorial instruments of larger dimensions, having telescopes varying from $4\frac{1}{2}$ to 9 inches aperture, with finely graduated circles, clock movement, micrometers, etc. from £300 to 800.
6. Three and a half feet transit instrument, constructed for fixing upon stone piers. £84.
7. Three and a half feet transit instrument complete, with two setting circles, etc. £105.
8. Five feet transit instrument, 4 inches aperture 180.
9. Seven feet transit instrument. 420.
10. Transit circle, 18 inches, with three reading microscopes, having a telescope of 30 inches focus and 3 inches aperture . . £130.
11. Two feet transit circle. 220.
12. Three feet transit circle 350.
13. Four feet transit circle. 500.
14. Fifteen inch altitude and azimuth instrument, both circles reading by micrometers. £130.
15. Altitude and azimuth instrument, the altitude circle 18 inches and azimuth circle 15 inches, with micrometers. £150.
16. Altitude and azimuth instrument, both circles 18 inches, with micrometers £210.
17. Twelve inch repeating circle (Borda's) 84.
18. Eighteen inch ditto 105.
19. Five or six feet mural circle. 750.
20. Eight feet mural circle, like that at Cambridge University, England £1050.
- A pound sterling is equal to \$4.84.

Telescopes by Henry Fitz, of New York.

Mr. Fitz has completed large telescopes of seven different sizes.

No. 1 has a clear aperture of 12 inches, and a focal length of 17 feet. It has 7 negative and 6 positive eye-pieces, the highest magnifying power being 1200. The declination circle is 20 inches in diameter, graduated to $20'$, and reads by four verniers to $20''$. The right ascension circle is 20 inches in diameter, graduated to $20'$, and reads by two verniers to two seconds of time—is furnished with clock-work and micrometer. This telescope was sold to Michigan University for \$6000.

No. 2 has an aperture of $9\frac{3}{4}$ inches, and a focal length of 14 feet. It has 7 negative and 6 positive eye-pieces, the highest magnifying power being 1000. Circles of the same size as No. 1. This telescope was sold to West Point Academy for \$5000.

No. 3 has an aperture of 9 inches, and a focal length of $9\frac{1}{2}$ feet.

Highest magnifying power 600. This telescope was sold to Mr Rutherford, of New York, for \$2200. It was made with an unusually short focus, to accommodate the size of Mr. Rutherford's dome.

No. 4 has a focal length of 11 feet, and an aperture of $8\frac{1}{4}$ inches. It has twelve eye-pieces, the highest magnifying 800 times. Price, with clock-work and micrometer, \$2200— with plain mounting, \$1600.

No. 5 has a focal length of 8 feet, and an aperture of $6\frac{1}{4}$ inches. Highest magnifying power 500. Price, with clock-work and micrometer, \$1300.

No. 6 has a focal length of 7 feet, and an aperture of 5 inches. Highest magnifying power 400 times. Price, with clock-work and micrometer, \$1050—without clock-work or micrometer, \$825.

No. 7 has a focal length of 5 feet, and an aperture of 4 inches. Highest magnifying power 250 times. Price \$225, without clock-work or micrometer.

Mr. Fitz obtains his crown glass from the manufactory of Bon-temps, of Birmingham, England; his flint glass he obtains from Paris.

Several of Mr. Fitz's telescopes have been subjected to the severest tests by competent judges, and have been decided to compare favorably with the best Munich instruments.

Telescopes by Alvan Clark, of Boston.

Mr. Clark has ground and mounted twelve object-glasses of from 4 to $7\frac{1}{2}$ inches aperture, the largest of which was purchased by an eminent English observer. Two fine double stars were discovered with this glass by Mr. Clark, one of which is 25 Ceti. Mr. Clark has just completed an instrument for Amherst College, $7\frac{1}{4}$ inches aperture, and a focal distance of 101 inches, having a pendulum-driving clock, to which is applied Mr. Bond's spring governor. The telescope was furnished at a cost of \$1800. It has brought to view two new double stars, one in R. A., 18h. 17m. 11s.; Dec., $1^{\circ} 39' 23''$ S.; Mag., $7\frac{1}{2}$ and $7\frac{3}{4}$; Distance estimated, $0''.3$: the other is in R. A., 19h. 50m. 35s.; Dec., $2^{\circ} 38' 1''$ S.; Mag., $7\frac{1}{2}$ and 8; Distance, $0''.8$.



.

.

.



