



UNIFORM REGULATIONS



COMDTINST M1020.6I
May 2016

THIS PAGE INTENTIONALLY LEFT BLANK



COMDTINST M1020.6I
20 May 2016

COMMANDANT INSTRUCTION M1020.6I

Subj: UNIFORM REGULATIONS

- Ref: (a) Coast Guard External Affairs Manual, COMDTINST M5700.13 (series)
 (b) U. S. Coast Guard Personal Property Management Manual, COMDTINST M4500.5 (series)
 (c) Military Separations, COMDTINST M1000.4 (series)
 (d) Tattoo, Body Marking, Body Piercing, and Mutilation Policy, COMDTINST 1000.1 (series)
 (e) Coast Guard Pay Manual, COMDTINST M7220.29 (series)
 (f) Military Qualifications and Insignia, COMDTINST M1200.1 (series)
 (g) Medals and Awards Manual, COMDTINST M1650.25 (series)
 (h) Financial Resource Management Manual (FRMM), COMDTINST M7100.3 (series)
 (i) Rescue and Survival Systems Manual, COMDTINST M10470.10 (series)
 (j) Coast Guard Aviation Life Support Systems (ALSE) Manual, COMDTINST M13520.1 (series)
 (k) Air Operations Manual, COMDTINST M3710.1 (series)
 (l) Coast Guard Helicopter Rescue Swimmer Manual, COMDTINST M3710.4 (series)
 (m) U. S. Coast Guard Maritime Law Enforcement Manual (MLEM), COMDTINST M16247.1 (series) (FOUO) [To obtain a copy of this reference contact Commandant (CG-MLE) at (202) 372-2164.]
 (n) Coast Guard Medical Manual, COMDTINST M6000.1 (series)

1. PURPOSE. This Manual establishes the authority, policies, procedures, and standards governing the uniform, appearance, and grooming of all Coast Guard personnel Active, Reserve, Retired, Auxiliary and other service members assigned to duty with the Coast Guard.

DISTRIBUTION – SDL No.167

	a	b	c	d	e	f	g	h	i	j	k	l	m	n	o	p	q	r	s	t	u	v	w	x	y	z
A	X	X	X	X	X	X	X	X	X	X		X	X	X	X	X	X		X		X					
B		X	X	X	X	X	X	X	X	X	X	X	X	X	X	X	X	X	X	X	X	X	X	X	X	X
C	X	X	X	X	X	X	X	X	X	X	X	X	X	X	X	X	X		X	X	X	X	X	X	X	X
D		X	X	X	X	X	X	X	X	X	X	X	X	X	X	X	X	X	X	X	X	X	X			X
E	X	X	X	X	X	X	X	X	X	X	X	X	X	X	X	X		X	X	X			X	X		
F																	X	X	X							
G		X	X	X	X																					
H	X	X	X	X	X	X	X	X		X	X															

NON-STANDARD DISTRIBUTION

2. ACTION. All Coast Guard unit Commanders, commanding Officers, Officers-In-Charge, Deputy/Assistant Commandants, and Chiefs of Headquarters staff elements shall comply with the provisions of this Manual. Internet release is authorized.
3. DIRECTIVES AFFECTED. Uniform Regulations, COMDTINST M1020.6H, is cancelled.
4. DISCLAIMER. This document is intended to provide operational requirements for Coast Guard personnel and is not intended to nor does it impose legally-binding requirements on any party outside the Coast Guard. This guidance is in no way inclusive. Common sense is the key because many scenarios are not addressed. Remember the safety and well being of our members comes first and should take precedence. Always use good judgment taking into account that we are a military branch of the United States and shall follow these regulations to the maximum practical extent.
5. MAJOR CHANGES. This Manual has been extensively updated from the previous version and clarifies/updates various items and policies. Uniform descriptions, fit and tailoring information has been incorporated into the item descriptions. Specific size charts and ordering information have been removed from this Manual and are available at the Uniform Distribution Center website. Other changes include: Expanded wear of the Foul Weather Parka II with the Service Dress Blue and Tropical Blue uniforms; authorization to wear the garrison cap with the Service Dress Blue; expanded wear policy for the unit ball cap; religious accommodation policy changes; and female grooming standards. Wear policy regarding prior service insignia and criteria is included. Numerous editorial and formatting changes have been incorporated as well as policy changes promulgated through ALCOAST or ALCGPSC subsequent to the issuance of the last version.
6. ENVIRONMENTAL ASPECT AND IMPACT CONSIDERATIONS.
 - a. The development of this Manual and the general policies contained within it have been thoroughly reviewed by the originating office in conjunction with the Office of Environmental Management, and are categorically excluded (CE) under current USCG CE # 33 from further environmental analysis, in accordance with Section 2.B.2. and Figure 2-1 of the National Environmental Policy Act Implementing Procedures and Policy for Considering Environmental Impacts, COMDTINST M16475.1 (series). Because this Manual contains guidance documents that implement, without substantive change the applicable Commandant Instruction and other guidance documents, Coast Guard categorical exclusion #33 is appropriate.
 - b. This directive will not have any of the following: significant cumulative impacts on the human environment; substantial controversy or substantial change to existing environmental conditions; or inconsistencies with any Federal, State, or local laws or administrative determinations relating to the environment. All future specific actions resulting from the general policies in this Manual must be individually evaluated for compliance with the National Environmental Policy Act (NEPA), DHS and Coast Guard NEPA policy, and compliance with all other environmental mandates.

7. DISTRIBUTION. No paper distribution will be made of this Manual. An electronic version will be located on the following Commandant (CG-612) web site. Intranet: <http://cgweb.comdt.uscg.mil/CGDirectives/Welcome.htm>, Internet: <http://www.uscg.mil/directives/>.
8. RECORDS MANAGEMENT CONSIDERATIONS. This Manual has been evaluated for potential records management impacts. The development of this Manual has been thoroughly reviewed during the directives clearance process, and it has been determined there are no further records scheduling requirements, in accordance with Federal Records Act, 44 U.S.C. 3101 et seq., National Archives and Records Administration (NARA) requirements, and the Information and Life Cycle Management Manual, COMDTINST M5212.12 (series). This policy does not have any significant or substantial change to existing records management requirements.
9. FORMS/REPORTS. Any forms referenced in this Manual are available in USCG Electronic Forms on the Standard Workstation or on the Internet: <http://www.uscg.mil/forms/>; CG Portal <https://cgportal.uscg.mil/delivery/Satellite/CG611/FORMS> and Intranet at <http://cgweb.comdt.uscg.mil/CGForms>. USCG Training Records, form CG-5285, Stock Number 7530-01-GF2-9880 may be ordered through the Surface Force Logistics Center in Baltimore, MD.
10. REQUEST FOR CHANGES. Units and individuals may recommend changes to the Uniform Regulations in accordance with Chapter 1.C.2 of this Manual.

M. T. BELL, JR. /s/
Rear Admiral, U.S. Coast Guard
Commander, Personnel Service Center

THIS PAGE INTENTIONALLY LEFT BLANK

THIS PAGE INTENTIONALLY LEFT BLANK

TABLE OF CONTENTS

CHAPTER 1 GENERAL UNIFORM POLICY	1-1
1.A. General Information	1-1
1.A.1. Policy	1-1
1.A.2. Implementation	1-1
1.A.3. Optional Uniform Items	1-1
1.A.4. Command Authority and Responsibility	1-2
1.A.5. Sources for Uniforms	1-2
1.A.6. Ordering Uniforms from UDC	1-2
1.A.7. Uniform Care and Maintenance	1-3
1.B. Authority to Prescribe	1-4
1.B.1. Setting the Uniform of the Day	1-4
1.B.2. Uniform for Light Duty	1-5
1.B.3. When Uniforms are Optional or Prohibited	1-6
1.B.4. Donations of Uniforms (Obsolete and Current)	1-7
1.B.5. Disposal of Uniforms (Non-serviceable, Current or Obsolete)	1-7
1.B.6. Uniform Wear by Retired or Separated Personnel	1-8
1.C. Coast Guard Uniform Board	1-10
1.C.1. Uniform Board Composition and Process	1-10
1.C.2. Making Uniform Suggestions	1-11
 CHAPTER 2 APPEARANCE AND GROOMING	 2-1
2.A. Military Appearance	2-1
2.A.1. Military Image	2-1
2.A.2. Religious Accommodation Waivers	2-5
2.A.2. Tattoos and Body Alterations	2-6
2.A.3. Civilian Clothing Appearance and Standards	2-6
2.B. Grooming Standards	2-8
 CHAPTER 3 UNIFORMS	 3-1
3.A. Uniform Requirements	3-1
3.A.1. Required Uniforms	3-1
3.A.2. Required Seabag Items	3-2
3.B. Uniforms and Components	3-3
3.B.1. Formal Dress Blue (Evening Dress or White Tie)	3-3
3.B.2. Dinner Dress Blue Jacket (DDBJ)	3-5
3.B.3. Dinner Dress White Jacket (DDWJ)	3-7
3.B.4. Dinner Dress Blue (DDB)	3-9
3.B.5. Dinner Dress White (DDW)	3-10
3.B.6. Full Dress Blue (FDB)	3-11
3.B.7. Full Dress White (FDW)	3-12
3.B.8. Service Dress Blue "Alpha" (SDB "A")	3-13
3.B.9. Service Dress Blue "Bravo" (SDB)	3-14
3.B.10. Service Dress White (SDW)	3-15
3.B.11. Tropical Blue (TB)	3-16

3.B.12.	Winter Dress Blue (WDB)	3-17
3.B.13.	Operational Dress Uniform (ODU)	3-18
3.C.	Individual Uniform Items	3-20
3.C.1.	Headgear	3-20
3.C.2.	Undergarments	3-24
3.C.3.	Shirts	3-25
3.C.4.	Neckties	3-28
3.C.5.	Service Dress Coats and Jackets	3-30
3.C.6.	Skirts	3-35
3.C.7.	Trousers/Slacks	3-37
3.C.8.	Belts and Belt Buckles	3-39
3.C.9.	Formal wear	3-40
3.C.10.	Shoes and Socks	3-41
3.C.11.	Outerwear	3-44
3.C.12.	Maternity Uniforms	3-50
3.C.13.	Miscellaneous Articles	3-52
3.D.	Military Funeral Honors	3-53
3.D.1.	Funeral Participants	3-53
3.D.2.	Swords at Funerals	3-53
3.E.	Military Weddings	3-54
3.E.1.	Wedding Attire	3-54
3.E.2.	Swords at Weddings	3-54
3.F.	Graduation Ceremonies	3-54
3.G.	Military Uniform Equivalents	3-55

CHAPTER 4	INSIGNIA, DEVICES, MEDALS/AWARDS	4-1
4.A.	Grade/Rank Insignia	4-1
4.A.1.	Commissioned and Chief Warrant Officers	4-1
4.A.2.	Warrant Officer Specialty Markings	4-4
4.A.3.	Officer Rank Insignia Placement	4-7
4.A.4.	Officer Headgear Insignia	4-9
4.A.5.	Enlisted Rate/Pay Grades Insignia	4-10
4.A.6.	Enlisted Sleeve Insignia	4-13
4.A.7.	Enlisted Non-Rate/Rating Designator Marks	4-14
4.A.8.	Rating Badge	4-15
4.A.9.	Enlisted Ratings	4-17
4.A.10.	Enlisted Headgear Insignia	4-19
4.B.	Qualification Insignia, Devices, and Badges	4-21
4.B.1.	Insignia	4-21
4.B.1.a	Coast Guard Insignia	4-22
4.B.1.b	Prior Service Insignia	4-27
4.B.2.	Devices	4-29
4.B.3.	Service and Identification Badges	4-30
4.B.4.	Manner of Wear for Insignia, Devices, and Badges	4-35
4.C.	Nametags and Nametapes	4-41
4.C.1.	Plastic Nametags	4-41
4.C.2.	Cloth Nametapes	4-42

4.C.3.	Direct Embroidery	4-42
4.D.	Medals, Ribbons, and Awards	4-43
4.D.1.	Manner of Wear	4-43
4.D.2.	Wearing of Medals	4-46
4.D.3.	Ribbon and Medal Attachments	4-47
4.D.3.a.	Attachments	4-47
4.D.3.b.	Display of Ribbons with Asymmetrical Design	4-52
4.D.4.	Marksmanship Awards and Attachments	4-53
4.D.4.a.	Marksmanship Badges	4-54
4.D.4.b.	Marksmanship Ribbons	4-54
4.E.	Swords and Sword Accessories	4-55
4.E.1.	Preparing the Sword Knot	4-55
4.E.2.	Manner of Wear for the Sword and Sword Accessories	4-56
4.F.	Brassards and Armbands	4-57
CHAPTER 5 SPECIAL UNIFORMS AND CLOTHING		5-1
5.A.	Ceremonial Uniforms	5-1
5.A.1.	Ceremonial Honor Guard	5-1
5.A.2.	Training Center Honor Guards	5-2
5.A.3.	Unit Level Color Guards	5-2
5.A.4.	Drill Teams	5-2
5.A.5.	U. S. Coast Guard Band	5-2
5.A.6.	Ceremonial Uniforms Composition	5-3
5.A.6.a.	Ceremonial Aiguillettes	5-5
5.A.7.	Coast Guard Band Concert Dress Uniform	5-6
5.A.8.	Coast Guard Band Ceremonial Uniform	5-8
5.A.9.	Other Coast Guard Band Uniform Items	5-10
5.B.	Duty as an Aide, Adjutant, or Executive Assistant	5-11
5.B.1.	Military Aides, Military Adjutants, and Executive Assistants	5-11
5.B.2.	Description of Aiguillettes	5-13
5.B.3.	Manner of Wear for Aiguillette	5-14
5.B.3.a.	Dress Aiguillette	5-14
5.B.3.b.	Service Aiguillette	5-15
5.C.	Special Program Uniforms	5-16
5.C.1.	Public Health Service Officers	5-16
5.C.2.	Chaplain Corps	5-17
5.C.3.	Prisoner Uniforms	5-18
5.D.	Organizational Clothing	5-19
5.D.1.	Procurement Authority	5-20
5.D.2.	Organizational Clothing Requiring PSC/COMDT Approval	5-21
5.D.3.	Personal Protective Equipment	5-21
5.D.4.	Boat Crew	5-21
5.D.5.	Coveralls	5-21
5.D.5.a.	Standard Coveralls	5-22
5.D.5.b.	Flame Retardant Variant Coveralls	5-22
5.D.5.c.	Marine Safety Inspector Coveralls	5-22
5.D.6.	Flight Crew	5-22

COMDTINST M1020.6I

5.D.7.	Food Service Personnel	5-23
5.D.8.	Special Command Aide	5-24
5.D.9.	Coast Guard Ceremonial Honor Guard, Precision Drill Teams, and Unit Level Color Guards	5-25
5.D.10.	Hot Weather	5-25
5.D.11.	Cold Weather	5-26
5.D.12.	Judicial Robes	5-26
5.D.13.	Maritime Law Enforcement Instructors	5-26
5.D.14.	Medical Personnel	5-26
5.D.15.	Tactical and Specialized Forces Personnel Protective Equipment (PPE)/Uniforms and Other Military Service Uniforms	5-27
5.D.16.	Campaign Cover	5-27
5.D.17.	Training Caps	5-28
5.D.18.	Boonie Hats	5-28
5.D.19.	Personal Hydration Systems	5-28
5.E.	U. S. Coast Guard Tartan	5-29
5.E.1.	Fabric Description	5-29
5.E.2.	Use of Coast Guard Tartan	5-29

CHAPTER 1 – GENERAL UNIFORM POLICY

1.A. General Information

1.A.1. Policy

14 U.S.C. § 485 provides that: (a) the Coast Guard may purchase uniforms, accouterments, and related equipment for sale to officer personnel or cadets of the Coast Guard and; (b) the Coast Guard may purchase uniform clothing for sale to enlisted personnel of the Coast Guard. The actual cost of the clothing thus sold to enlisted personnel may be withheld from their pay. The cost of initial issue of enlisted uniforms is recovered from each member over time by way of a reduced clothing maintenance allowance. The U.S. Coast Guard Pay Manual, COMDTINST M7220.29 (series) details authority for enlisted and officer clothing allowances, supplemental clothing allowance, and civilian clothing allowance.

This Manual provides descriptions of all authorized U.S. Coast Guard uniforms and components, and guidance for all Coast Guard activities prescribing uniform wear in order to present a consistent Coast Guard image worldwide. In cases when a further determination of the appropriateness of any uniform item, grooming, or appearance standard is necessary, refer the matter to Personnel Service Center-Personnel Services Division - Military Uniforms, PSC-PSD (mu) for review and determination.

1.A.2. Implementation

These regulations define the composition of authorized uniforms and appearance standards. Coast Guard uniforms are distinctive visual evidence of the authority and responsibility vested in their wearer by the United States. The prescribing authority determines when and where the uniforms in this Manual are appropriate for wear. Coast Guard personnel must present a proud, professional, and consistent appearance that will reflect positively on the individual, the Coast Guard, and the United States. All personnel will comply with these regulations and serve as a positive example (A mentor) for the proper wearing of Coast Guard uniforms. Exemplary military appearance should be the norm for uniformed personnel.

1.A.3. Optional Uniform Items

Optional uniform items are items that are officially recognized and authorized to be worn, but are not required to be owned by members. For example, the woolly pully sweater and the Service Dress Blue skirt are optional uniform items. The purpose for specifying some items as optional is to provide some flexibility of choice and individual comfort, while minimizing the cost incurred by individuals or the Government if all were required. Since members are not required to have optional items, those items may not be specified for wear by prescribing authorities. Additionally, optional items may not be appropriate

for wear on all occasions or in all locations. Some restrictions on wear may be set by prescribing officials, who are responsible for determining appropriate uniforms for the various seasons, functions, and situations in their region. Individuals may wear optional items at their discretion, except when these regulations or prescribing authorities specifically prohibit their wear. Special clothing items authorized by PSC-PSD-(mu) for safety, health, security, or law enforcement purposes may be issued as organizational clothing; see Chapter 5.D. for additional information on organizational clothing.

1.A.4. Command Authority and Responsibility

Commands have the authority and responsibility to render judgments regarding appropriate appearance and are ultimately responsible for enforcing these regulations in the spirit and intent described above. Interpretations will be made in accordance with the traditions and discipline inherent to the Coast Guard and the Armed Forces of the United States. Since it is impossible to predict, and therefore regulate, future fads and fashion, commands will maintain a conservative stance in interpretation of these regulations, while concurrently forwarding recommended changes via the Uniform Board process (see Chapter 1.C.) for those items and changes that are considered worthy of service-wide adoption. Nothing will interfere or take precedence over a command's discretion and responsibility to make an on-site, temporary correction when these regulations conflict with the health and safety of their assigned personnel. Commands may prohibit the wear of optional uniform items or authorized sea bag uniform items in the interests of safety. For example, the wear of synthetic undergarments, such as the moisture wicking t-shirt is prohibited in spaces subject to intense heat or fire, or items such as the optional synthetic high-gloss shoe is prohibited onboard ship. This Manual is permissive in nature, commands and other driving directives may restrict the wear of uniform items.

1.A.5. Sources of Uniforms

Active duty, reserve, retired, and Auxiliary members may purchase uniform items from the Uniform Distribution Center (UDC), Woodbine, NJ; Training Center (TRACEN) Cape May, NJ; authorized commercial sources and various Coast Guard Exchange System (CGES) stores. (Note: not all items sold by the CGES are made according to CG uniform standards, Please double check prior to purchasing.) Procurement from unauthorized commercial sources is prohibited, as these sources frequently do not meet Coast Guard specification.

All formal Dinner Dress, Full Dress White, and Service Dress White uniforms are available through the Navy uniform shops or Navy Exchange system.

1.A.6. Ordering Uniforms from UDC

Uniform clothing items may be ordered from the Uniform Distribution Center (UDC) by telephone toll free at (800) 874-6841 or 609-861-1221, FAX at (609) 861-7930, or mail order. Refer to the UDC web site for current sizing and pricing information.

<http://www.uscg.mil/uniform/default.asp>

Ordering Special Sizes: Occasionally, personnel require clothing sizes, which do not exist within the supply system. In such exceptional cases only, the procurement of special measurement clothing is authorized. Special measurement orders are available for members who cannot otherwise get a satisfactory fit using standard-sized uniform clothing items. Contact the UDC for all special orders. Special measurement items are non-returnable, except if made improperly by the manufacturer. Expect delivery to take several months.

1.A.7. Uniform Care and Maintenance

Uniforms will perform and last longer when they are properly maintained and cared for. First of all, read the label. If it specifies dry cleaning, the garment should never be washed. If it states that it is washable, follow the guidelines for washing, bleaching, drying, and ironing on the label. When not wearing the uniform, keep it on a hanger. When storing for a long time, it is best to clean the uniform and then pack it in an airtight container with desiccant (a drying agent).

It is equally important to own a sufficient number of uniforms so that the garments may be rotated rather than worn day after day. Steaming or light sponging can help remove wrinkles. Wearing the same garment five days in a row will decrease its life substantially. Constant rubbing and sliding against rough surfaces break down the fabric surface. Repetitive work induced stress will affect the fabric's longevity.

Care of Buttons: When the gold-plated buttons are exposed to moist air, they sometimes become covered with green copper carbonate. Carbonate can be removed by rubbing gently with acetic acid or any substance containing this acid, such as vinegar, followed by a thorough washing in fresh water.

Care of Gold Lace: Gold lace will rapidly tarnish and deteriorate if in contact with or hung near any substance containing sulfur, such as rubber or ordinary manila or brown wrapping papers. Gold bullion lace should be cleaned by an experienced tailor, although liquid non-toxic preparations and certain commercial liquid cleaners may be used if applied in conformance with the manufacturer's instructions.

1.B. Authority to Prescribe

1.B.1. Setting the Uniform of the Day

The standard Coast Guard uniform of the day, regardless of season or location, is Service Dress Blue (SDB) or Tropical Blue (TB) uniform.

District commanders prescribe the uniform for the season, day, or special occasion for personnel within the geographical limits of their district. (Superintendent, Coast Guard Academy, will prescribe the uniform for wear by all cadets and permanent detail. Commanding Officer, Training Center Cape May, will prescribe the uniform for wear by all recruits and permanent detail.) Commands in any locality within the district may amend the district's uniform of the day only with prior approval of the appropriate district staff element, and then only when necessary due to short-term local situations or variations in weather or climate.

Other uniforms, such as Operational Dress Uniform (ODU) or authorized organizational clothing must be worn as required by the work or duties being performed.

Commands may authorize appropriate civilian clothing when civilian clothing is prescribed by the training host command, cognizant program manager, or higher authority. When military members are authorized to wear civilian clothing while on duty, applicable grooming standards of their gender apply.

Area, District, and local Commanders have the authority to require the wear of SDB. The following criteria will be used as a guide to determine when SDB is more appropriate than TB or WDB:

- a. When a participant or guest at ceremonies or functions for which the military or civilian host requires the use of their equivalent of SDB.
- b. When permanently or temporarily assigned at the facility of another military service that observes seasonal uniform changes.
- c. When a participant or guest in any ceremony or function at which a higher level of formality is traditional or expected.
- d. When attending official or social functions after 1800, Dinner Dress or Service Dress Blue "Alpha" may be more appropriate.
- e. When participating in hearings at the local, state, federal, or international level.
- f. When serving as a Coast Guard or military representative at military funerals. Service Dress Blue "Alpha" with combination cap is also the appropriate

uniform for any funeral visitation, wake, funeral service, burial or memorial service. See Chapter 3.D. for additional guidance.

- g. Whenever the dignity, gravity, or grandeur of a situation indicates a need for a more formal appearance.
- h. When honoring U.S. or foreign dignitaries.
- i. When indicated by military protocol.
- j. If otherwise unsure of the correct uniform for an occasion, direction from higher authority or from PSC-PSD (mu) should be requested.

Special Uniform Situations:

- a. The Coast Guard Ceremonial Honor Guard, Precision Drill Team, and Coast Guard Band are authorized distinctive uniforms as outlined in Chapter 5. Other distinctive uniforms, such as for local security forces, unit-level color guards, and funeral details, are authorized with approval of the cognizant district commander, and will conform to the special uniform standards outlined in Chapter 5.
- b. Coast Guard personnel serving with the Army, Navy, Marine Corps, or Air Force will wear Coast Guard uniforms commensurate to those prescribed for personnel of the service concerned. In combat areas or under other circumstances where the wearing of the Coast Guard uniform would be inappropriate, Coast Guard personnel may wear the expeditionary uniform of the other service provided that all members of that CG unit are outfitted uniformly. In these situations, the Coast Guard will either provide the uniform or reimburse the expense of the required uniforms upon approval by PSC-PSD (mu). When such clothing is authorized, appropriate Coast Guard insignia will be worn.

1.B.2. Uniform for Light Duty

The standard Coast Guard uniform of the day is to be worn unless based upon medical recommendation; the command grants an exemption to the prescribed uniform. Members may be authorized to wear alternate uniform components or civilian clothing based upon temporary medical conditions that preclude the proper wear of the uniform of the day. Commands have discretion after consulting with competent medical authority regarding alternate uniforms (e.g., ODU vs. Tropical Blue), to include soft sole shoes or suitable civilian clothing. Commands shall ensure that members who are Not Fit For Duty (NFFD), and authorized temporary uniform of the day alternatives maintain a conservative and professional image.

1.B.3. When Uniforms are Optional or Prohibited

The table below describes the occasions when wearing a uniform, is optional or specifically prohibited.

When	Optional ¹	Prohibited
On liberty	X	
Traveling in U.S. Government vehicles, vessels, or aircraft	X	
Traveling on orders in commercial conveyances	X	
Traveling on orders in a foreign country	X	
On Duty Under Instruction	X	
Participating in traditional veteran's functions, parades, ceremonies, and other events honoring the United States or U. S. Armed Forces	X	
Participating in public speeches, interviews, picket lines, marches or rallies not specifically approved or sanctioned by the Coast Guard ²		X
Participating in political activities, private employment, or commercial interests		X
Working in an off-duty civilian capacity		X
It would discredit the Coast Guard, Armed Forces, or U.S. Government		X

Note 1 - Although uniform wear may be optional, all uniforms must be worn to inspection-ready standards when worn in the above authorized circumstances. See Chapter 3 for guidance.

Note 2-Unless the wear of the uniform is pursuant to command participation in a community event per article 3.C of Reference (a), Coast Guard members seeking to wear their uniform to an event are required to seek approval from their Commanding Officer. Commands are reminded that merely naming an event a parade, march, etc is not definitive and shall seek guidance on the approval of requests to wear the uniform from their servicing legal office.

1.B.4. Donations of Uniforms (Obsolete and Current)

Uniform items that are serviceable, but no longer needed or wanted by active, reserve or auxiliary members, may be donated to other countries or organizations by following the below procedures. Sales or gifts, via the internet are strictly prohibited.

Donations of Federal (i.e. uniforms) property to foreign recipients are approved by the State Department in accordance with Title V of the Federal Property Act. Any requests for donations to foreign entities must be submitted to the Coast Guard Foreign Military Sales Program Manager at Commandant (DCO-I). Any contact directly with the foreign government in giving excess Federal property away may cause an international incident, thus the protocol of the State Department handling the transfer is required by law. Any sales, action, or gifts, or sales via the internet is strictly prohibited.

The Civil Air Patrol (CAP) has been designated by the Secretary of Defense to be a Service Educational Activity, thereby eligible for donations of military surplus property. Any CAP unit interested in obtaining donations of surplus military equipment must contact their local State Agency for Surplus Property for assistance in acquiring needed property.

Donating or selling of distinct individual uniform type clothing (i.e. SDB's, Combination cap, Garrison cap) to the public is not allowed, although the selling or donating of generic items (i.e. T-shirts, belt/buckle, boots) is authorized as long as there are no names, military markings, including buttons, patches, logos, etc., on the clothing that would identify it as belonging to an individual or as a Coast Guard uniform item. If unsure of current policy, please check with Commandant (CG-844) for current policy.

Any unit wanting to donate Coast Guard surplus property, including uniforms, is required to send their Reports of Excess Personal Property, SF 120 to Commandant (CG-844) as promulgated in policy in Reference (b).

1.B.5. Disposal of Uniforms (Non-serviceable, Current or Obsolete)

Uniform items that are no longer serviceable, not authorized for wear, or no longer necessary should be destroyed or disposed of properly.

Obsolete, worn, damaged, or unwanted uniform items must be disposed of properly to ensure they do not become available to the general public. Any markings or identification sewn onto the uniform that identifies it as belonging to an individual or as a Coast Guard uniform must be removed before disposal. The uniform item must be rendered unserviceable (by tearing, cutting, etc.) before disposal. Uniform items may not be merely thrown in the trash without taking such precautions first.

In addition, uniform items may not be donated to relief agencies (Goodwill, the Salvation Army, etc.), sold to retail or consignment stores for further resale to the public, or provided to any organization, for any purposes, regardless of whether the intent is noble, unless it meets the criteria in 1.B.3.

1.B.6. Uniform Wear by Retired or Separated Personnel

The table below describes the occasions when members who are not on active duty may wear the uniform per 14 U.S.C. § 483. Such individuals will at no time portray themselves as being on active duty with the Coast Guard. The uniform may be worn traveling to and from the event described in the table below.

If the member is:	Wear the uniform:	Comments:
Retired	Any member on the retired list will be entitled to wear the uniform of his/her rank or rating: (1) On occasions of a military ceremony (including retirements, changes of command, or funerals). (2) At patriotic parades on national holidays, or occasions in which active or reserve units are taking part. (3) At social or other functions when the invitation has been influenced by the member's active military service, including weddings.	Prescribed dress uniform at date of retirement, or any of the dress uniforms currently authorized for active duty personnel.
Separated (war service)	Any member who has served honorably in the Coast Guard during time of war (declared or undeclared) may wear the uniform of his/her rank or rating when not in active service, whether or not on the retired list during: (1) Occasions of ceremony (see 14 U.S.C. § 483) and (2) "When authorized by regulations prescribed by the President." (see 10 U.S.C. § 772(e)).	Prescribed dress uniform at date of separation or any of the dress uniforms currently authorized for active duty personnel.

If the member is:	Wear the uniform:	Comments:
Separated (non-war service)	From place of discharge to home, within three months of discharge, and do not have to surrender uniforms.	As authorized for active duty personnel, with highest grade authorized at time of separation.
Separated for bad conduct, undesirability, unsuitability, inaptitude, or otherwise less than honorable conditions.	Uniform is surrendered upon discharge. Member is expected to turn in the items in possession. If member does not have a complete seabag, there is no authority to mandate replacement of missing items.	See Reference (c), Military Separations, COMDTINST M1000.4.

1.C. Coast Guard Uniform Board

1.C.1. Uniform Board Composition and Process

The Coast Guard uniform board evaluates uniform change suggestions and makes recommendations to the Commandant (or as appropriate to PSC, Commandant (CG-1), DCMS, or VCG) for final decision. The uniform board president will prescreen all suggestions sent to the uniform board and disapprove, dismiss, or present for further board review as appropriate.

The uniform board (voting members) consists of the following standing representatives:

CG PSC-PSD	Board President
Commandant (CG-13)	Reserve representative
Commandant (CG-12B)	Gender Policy Advisor
MCPOCG	(MCPOCG or deputy MCPOCG)
DCMS (CMC)	
DCO (CMC)	
LANTAREA (CMC)	
PACAREA (CMC)	
TRACEN Cape May	
CG Academy	
CG Auxiliary	

The Personnel Service Center, PSC-PSD (mu) will electronically vet suggestions through applicable program managers and standing board representatives as needed or at the direction of the Commandant. Representatives from the CG Clothing Design and Technical Office (CDTO), the Uniform Distribution Center (UDC), CG Academy Clothing Locker, the Coast Guard Exchange, and Defense Logistics Agency Troop Support (DLA Troop Support), and applicable HQ program managers shall be consulted in an advisory capacity as appropriate.

Final determinations as approved by the Commandant on uniform board recommendations have the force of regulation and will be promulgated via official message and as subsequent changes to this Manual.

Records pertaining to the administration of the Permanent Uniform Board and maintenance of regulations are permanent records and will be maintained and disposed of in accordance with Information and Life Cycle Management Manual, COMDTINST M5212.12 (series).

1.C.2. Making Uniform Suggestions

Members, commands, and headquarters program managers are encouraged to make substantiated suggestions for changes to the uniforms or associated uniform regulations. Before submitting suggestions, please consult postings of previously considered uniform board recommendations available at the Uniform Distribution Center website to prevent duplication of requests. Requests that have been previously considered should address substantial factors that would warrant new consideration.

Suggested changes to the Uniform Regulations will be submitted via memorandum through the immediate chain of command to PSC-PSD (mu) using the following format:

- a. Uniform Issue - A brief statement addressing the topic.
- b. Suggestion - A full statement, including costs, describing your suggestion and how it benefits the Coast Guard.
- c. Alternatives - Other satisfactory ways to address the topic.
- d. Enclosures - Drawings, pictures, or graphics, if appropriate, may be included.

Suggestions should be scanned and e-mailed to the PSC-PSD (mu) representative at ARL-SG-CGPSC-PSD-MU. On an annual basis, PSC-PSD (mu) shall solicit field input via official message traffic to encourage uniforms program input from the field.

THIS PAGE INTENTIONALLY LEFT BLANK

Chapter 2 – Appearance and Grooming

2.A. Military Appearance

2.A.1. Military Image

Appearance in uniform is a key element for how the public perceives the men and women of the Coast Guard, and how the Coast Guard men and women honor their country and the service. Coast Guard personnel are responsible for adhering to uniform and grooming standards applicable to their gender, and maintaining their personal appearance and their uniforms to reflect the long and proud history and traditions of the Coast Guard. Commands and personnel in leadership positions at every level are responsible to promote and enforce high standards for uniform appearance. Coast Guard personnel must maintain proper military decorum and present themselves with pride. For example, when walking from point to point in uniform, members will not smoke, eat, drink, use hand-held devices (i.e., talking, texting, or reading), or keep hands in their pockets. Although the use of hand-held electronic devices is discouraged, limited use for official business is authorized. If unavoidable, for safety and to ensure military protocol is observed, personnel should stop and step aside to conduct business before proceeding.

Personnel should consult with their chain of command before considering a tattoo, piercing, or body modification to be sure it is within standards. See Reference (d) for details. Guidance for alteration, fitting, and ordering special measurement clothing items is provided in Chapter 3 of this Manual and on the UDC web site at www.uscg.mil/uniforms.

The table below describes the standards expected to ensure presentation of the proper military image.

For the authorized military appearance:	Items will be:
Uniforms	Neat, clean, pressed as applicable, proper fit, in good condition, zipped, snapped, and buttoned unless otherwise authorized.
Headgear	Worn outdoors with all required uniforms (See Chapter 3). Should not be worn indoors or in no-cover areas unless under arms, or for ceremonial purposes.
Footwear	Oxfords, pumps, or flats shined; boots well blackened, edges dressed, all in good condition.
Brass	Polished and scratch free.

For the authorized military appearance:	Items will be:
Watches	Conservative (only one may be worn). Conservative examples are black, brown, navy blue, silver or gold. Prohibited examples include diamond covered, neon, bright colors, white and bands that exceed 1-inch in width. Personnel shall not wear watches that are so large they detract from the appearance of the uniform. Watches include fitness trackers that meet the above specifications.
Bracelets	Limited to medical alert or those required for military purposes. POW/MIA/KIA bracelets (only one may be worn) are authorized. Ankle bracelets are not authorized.
Necklaces	Concealed.
Identification Tags	Optional with any uniform, but must be concealed at all times.
Rings	Maximum of one ring per hand. Engagement/wedding ring or class/wedding ring sets are counted as one ring. Thumb rings are not authorized.
Earrings	<p>Women: One earring per ear centered on the earlobe for women. Earrings will be 4-6mm ball studs (approx. 1/8 – 1/4 inch), natural white pearl (colored pearls are not authorized), white diamond, plain gold or silver with a shiny or brushed matte finish settings. Decorative or combination settings not authorized.</p> <p>Men: Earrings are not authorized for men in uniform at any time or when on leave or liberty on a military facility. See Reference (d) for more information.</p>
Cuff Links	Plain gold or Coast Guard related. (May be worn on long sleeve shirts that have cuff link holes.)
Shirt Studs	Plain gold or plain natural white pearl. (Colored pearls or decorative settings are not authorized.)

For the authorized military appearance:	Items will be:
Tie Tack and Tie Bars	<p>Plain gold or adorned with Coast Guard decoration such as:</p> <ul style="list-style-type: none"> • Replicas of miniature Officer's, Chief Petty Officer's or Enlisted insignia. • Replicas of military school insignia, or elements thereof, only if member is a graduate of SAR, NATON School, etc. • Other Coast Guard representation of Coast Guard boats, ships, or aircraft. <p>Members may only wear replicas of military or school insignia that they earned while in the Coast Guard. The tie bar will be approximately 3/16 inches wide; tie tacks shall be no more than 3/4 inches in diameter. Tie tacks and tie bars shall be aligned with the middle of the shirt pocket. It must not be visible when wearing the Service Dress Blue coat.</p>
Pens and Pencils	Concealed except on ODU where they are carried in the slot of the button fly front covering, that is ~4 inches below the top button hole of the ODU blouse.
Music headphones, Earphones, or Bluetooth electrical devices	Prohibited while in uniform, except while commuting as a passenger.
Cell Phones, Pagers, Handheld or Pocket Electronic Devices, Headphones, earphones, or Bluetooth type devices	<p>May be worn with uniform of the day as required only for military duties or a legitimate urgent need, clipped to waistband behind side seam of shirt or in a pocket if they do not detract from the uniforms appearance. Items must not interfere with the proper fit of the uniform or protective safety gear.</p> <p>Items are not authorized if participating in ceremonial details, while in formations, or while performing unit functions (i.e., colors, inspections, or all hands).</p>
Umbrella	Plain black or dark blue, expandable, straight handle. Must be carried in left hand.
Religious Items	Concealed or worn only during religious services.

For the authorized military appearance:	Items will be:
Backpacks, Briefcases, or Gym Bags	<p>Civilian bags (e.g., computer bags/briefcases, gym bags, backpacks, garment bags, etc., this does not include women's handbags/purses) may be worn with the working and service uniforms in the manner prescribed below:</p> <ul style="list-style-type: none"> • All bags worn with the uniform or carried must conceal its contents and be either solid black or navy blue in color. • There will be no personal ornamentation attached on or to the bag. Reflective material (tape/belt) may be added to enhance visibility during low light situations. • Must be in good taste. • Computer bag/brief case and backpacks: may be worn across the left shoulder of the Tropical Blue or Winter Dress Blue uniform to facilitate saluting. When wearing a bag, the strap must be worn across the left shoulder (fore and aft) with the bag hanging on the same side of the body. The case or bag will not be worn with the strap and bag on the opposite sides of the body (diagonally). • Backpacks may also be worn over both shoulders (forward to aft) when wearing the ODU. • Bags that conform to the above configurations must be hand carried only in SDB and more formal uniforms.
Eyewear or Sunglasses	<p>Frame, lens, contact lens styles will not be so outlandish as to cause distraction from military bearing. Sunglass frames shall be conservative (unadorned black or navy blue material; gold or silver wire) and lenses shall be black or brown in color (mirrored lenses are prohibited). Sunglasses are not authorized in formation unless the need to wear sunglasses has been certified by medical authorities, or otherwise authorized by the commander/commanding officer due to environmental conditions. Personnel will not wear lenses or frames that are so large or so small that they detract from the appearance of the uniform. Retainer straps are authorized for foreign object damage (FOD) prevention and safety only. If retainer straps are required, they will be plain, black or blue and worn snugly against the back of the head. Eyewear or Sunglasses shall be worn over the eyes, and not on the head or cover.</p>
Security Lanyard and Badge reels	<p>Conservative in appearance; policy set by local command authority. Security reels must be worn above the waist.</p>

For the authorized military appearance:	Items will be:
Safety Equipment or Protective Gear	<p>Safety and protective equipment is authorized for wear with Coast Guard uniforms as specified in the Safety and Environmental Health Manual, COMDTINST M5100.47 (series). This includes, but is not limited to:</p> <ul style="list-style-type: none"> • Required or recommended government issued or personally procured safety equipment. • Motorcycle and Bicycle protective gear. <p>All equipment/protective gear must be kept in proper working condition and worn only in situations where required due to the specific hazards of the mission or task.</p>
Safety or Identification Vests	Authorized for wear with uniforms as prescribed by local commands for visibility/safety or where identification is required for particular positions (instructors, inspectors, safety observers, etc).
Tools (Including electronic devices)	Only as required for military duties when wearing ODU and must not interfere with the proper fit of safety and protective gear.
Political, Charitable, or Fund Raising Items	Clothing accessories (pins, buttons, bracelets, rubber bracelets, banners, or pennants) are not authorized on any military uniform; Campaign clothing, caps, and/or hats are not authorized.

2.A.2. Religious Accommodation Waivers

The Coast Guard values the rights of our personnel to observe tenets of the respective religions. In accordance with Accommodation of Religious Practices, DODI 1300.17, and Religious Ministries in the Coast Guard, COMDTINST M11730.4 (series), the Coast Guard approves request for accommodation of religious practices unless accommodation will have an adverse impact on unit readiness, individual readiness, unit cohesion, morale, good order, discipline, safety and/or health. A key element of unit cohesion is establishing and maintaining uniform military grooming and appearance standards.

Requests for religious accommodation dealing with religious apparel, not otherwise covered in this Manual; or waivers of grooming and appearance standards require members to submit a waiver request through their chain of command, to include the local servicing chaplain's office, to PSC-PSD-mu. Prior to final decision, PSC will consult with the Chaplain of the Coast Guard, the Office of the Judge Advocate General, Diversity Staff, Civil Rights Directorate, and appropriate Assistant Commandants, or the Master Chief Petty Officer of the Coast Guard where appropriate. Commander, PSC is the final review and approval authority for these requests. Commandant (CG-1) is the

final appeal authority. Religious accommodation waivers do not apply for an entire military commitment and new requests for the same accommodation are necessary upon new assignment, transfer of duty stations, or other significant changes in circumstance, including deployment.

Factors that are considered in review of cases include, but are not limited to:

- a. The importance of military readiness and unit cohesion in carrying out Coast Guard missions.
- b. Health and safety, and
- c. The religious importance of the requested accommodation.

2.A.3. Tattoos and Body Alterations

Reference (d) contains guidance on what is authorized, what is considered excessive, what is unacceptable content, grandfathering existing markings, and personnel forms to document the location of tattoos, body markings, body piercing, and body mutilations.

2.A.4. Civilian Clothing Appearance and Standards

The following table describes the appearance and standards to be adhered to while military members are wearing civilian clothing.

Civilian Clothing	Wear:
<p>While on Liberty</p> <p>Wearing or displaying clothing, jewelry, tattoos, etc. depicting drugs or advocating drug use, or of a sexual, crude, or racist nature is strictly prohibited.</p>	<p>Only the following uniform items which do not present a distinctive Coast Guard appearance may be worn with civilian attire:</p> <ul style="list-style-type: none"> • Trench coat (w/o insignia) • Windbreaker (w/o insignia) • Reefer Coat (w/o insignia) • Bridge Coat (w/o insignia) • Foul Weather Parka II (w/o insignia) • ODU Utility Jacket (w/o insignia) • Sweaters (cardigan or wooly-pully w/o shoulder boards) • Belts • Ball caps (w/o insignia) • Watch cap • Cold weather cap • Blue four-in-hand necktie and bow-ties • Shoes and boots • Gloves • Scarves • Blue Coast Guard T-shirt • Gym Shorts or T-shirt

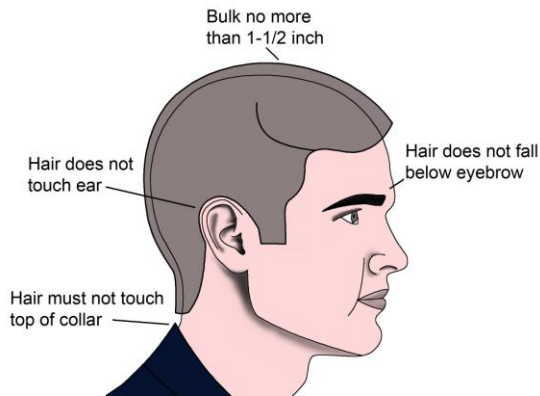
2.B. Grooming Standards

Grooming standards are based on several elements including neatness, cleanliness, safety, military image, and appearance. Forms of altering an individual’s appearance, such as the use of cosmetics, hair color or styles, colored contact lenses, fingernail color and length, tattoos, body piercing, branding, intentional scarring, etc., that are not in the keeping with the customs, traditions, and spirit of military appearance are not acceptable for Coast Guard personnel in uniform. It is the member’s responsibility to confirm identity with their official ID card. It is impossible to provide examples of every appropriate or unacceptable hairstyle or “conservative” or “eccentric” grooming, therefore the good judgment of leaders at all levels is key to upholding the Coast Guard grooming policy. The appropriateness of a hairstyle shall also be judged by its appearance when headgear is worn. All headgear shall fit snugly, properly, and comfortably on the head without distortion or excessive gaps. Hair shall not be visible below the front brim (combination or ball cap) or extend beyond the forward point of the garrison cap.

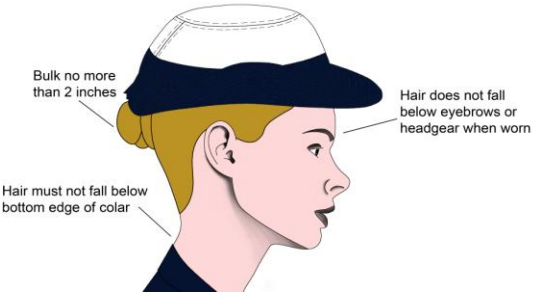

The Superintendent, Coast Guard Academy; Commanding Officer of Training Center Cape May; and Commander, Telecommunication and Information Systems Command (parent command for Coast Guard Honor Guard) are authorized to establish more restrictive grooming standards for cadets, officer candidates, enlisted recruits, members of the training command’s permanent party, and Honor Guard members. Restrictive grooming standards are not applicable to tenant commands of the units authorized to establish such restrictive standards. The table below describes general grooming requirements.

Grooming Item	Policy
Hair – Overall	<ul style="list-style-type: none"> • Must be clean, well groomed, and neat. • Hair coloring, if used, must look natural. Unnatural colored hair (e.g. pink, purple, green, two-tone black/blonde) is not authorized. Non-distracting mild highlights that are well blended are authorized. • Must not touch eyebrows when groomed, or extend below front of properly worn headgear. • Must not have shaved decorative patterns or sections on the scalp. • Must not contain ornamentation other than prescribed in this section for women’s hair style.

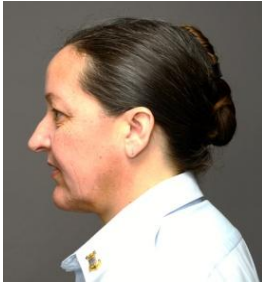
Hair – Men Only



- Hair above the ears and around the neck will be tapered from the lower natural hairline upwards at least 3/4-inch and outward not greater than 3/4-inch to blend with hairstyle. A totally clean, shaven scalp is authorized.
- Hair will not be blocked across the back of the neck.
- Hair on the back of the neck must not touch the collar. The bulk of hair must not be more than 1-1/2 inches from scalp. Braids, micro-braids, or other methods of combining strands of hair are not authorized.
- Hair will be no longer than 4 inches and may not touch the ears, collar, extend below eyebrows when headgear is removed, show under the front edge of headgear, or interfere with properly worn military headgear or safety gear.

Grooming Item	Policy
<p>Hair – Women Only</p> 	<ul style="list-style-type: none"> • Must be clean, well groomed, and neat. Hair coloring, if used, must look natural. Must not have shaved decorative patterns or sections on the scalp. • Must not contain ornamentation other than prescribed in this section for women's hair styles.
<p>Examples of some authorized women's hair styles:</p> 	<p>All haircuts and styles will present a balanced, neat, professional, and well groomed appearance.</p> <ul style="list-style-type: none"> • The hair may touch, but not fall below a horizontal level with the bottom edge of the back shirt or Jacket collar, except the foul weather parka. • Hair (to include bangs) will not extend below the eyebrows. • No portion of the bulk of the hair as measured from the scalp will exceed two inches. • Hair accessories shall not add more than two inches of bulk or interfere with the proper wearing of all style Caps (to include the use of a hair sock). <p>Hair that would normally fall below the lower edge of the collar, and all ponytails or braids, regardless of length, shall be neatly and inconspicuously fastened, pinned or secured to the head.</p> <p>When a hairstyle of multiple braids, micro braids, hair extensions, or weave is worn, it must stay within uniform standards and will be of small diameter (approximately 1/4-inch or less) and in uniform dimension. Braid ends will be secured only with inconspicuous material that matches the color of the hair. Micro braids, extensions, and weaves may extend out from the scalp.</p>


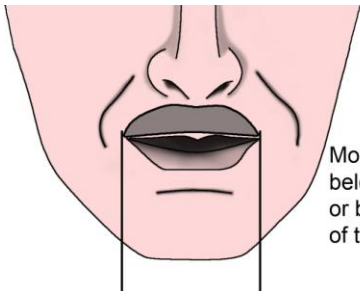
Examples of some authorized women's hair styles (continued):

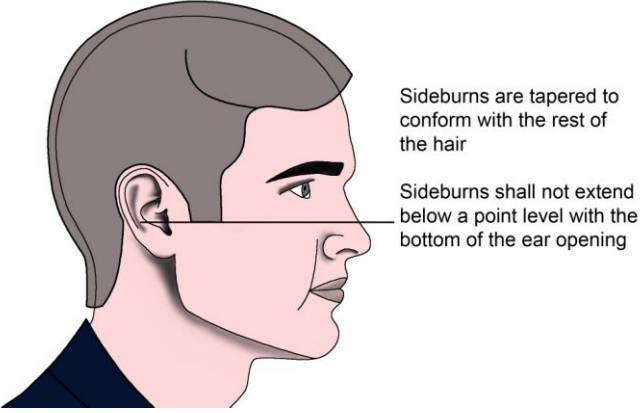


Hairpins (bobby pins), small barrettes, elastic bands, small plain scrunchies (elastic bands covered with material not to exceed one inch in width), and small combs that are plain black, navy blue, brown, or color similar to the individual's hair are authorized.

The following hairstyles are not authorized:

- Lopsided hairstyles
- Extremely asymmetrical hairstyles
- Single braid that goes down one side of the head
- Widely spaced individual hanging locks
- Pigtails that protrude from the head

<p>Some examples of <u>not</u> authorized accessories and/or devices:</p> 	<p>The following hair accessories are <u>not</u> authorized:</p> <ul style="list-style-type: none"> • Headbands • Sweatbands • Devices that are conspicuous, excessive, or decorative to include, but are not limited to: <ul style="list-style-type: none"> ○ large/lacy scrunchies ○ beads ○ bows ○ claws ○ clips ○ decorative pins ○ decorative barrettes <p>Foreign material (e.g., ribbons, beads, decorative items) will not be woven into the hair.</p>
<p>Wigs and hairpieces</p>	<ul style="list-style-type: none"> • If worn, must be of a good quality and fit properly. Must be of a conservative style and conform to the hair standards above. Natural hair under the wig will meet hair standards described above. • Will not be worn if it would present a safety hazard.
<p>Moustache – Men only</p>  <p>Moustache can't extend below top of upper lip or beyond the corners of the mouth</p>	<ul style="list-style-type: none"> • If worn, a moustache must be neatly groomed. • For the purpose of uniformity, Ceremonial Honor Guard members, Coast Guard Academy Cadets, Officer Candidates, and Coast Guard Training Center Cape May recruits will be clean-shaven. • Will not extend below the top of the upper lip or beyond the corners of the mouth.

<p>Sideburns – Men Only</p>  <p>Sideburns are tapered to conform with the rest of the hair</p> <p>Sideburns shall not extend below a point level with the bottom of the ear opening</p>	<p>Will be of even width (not flared) and will end with a clean-shaven horizontal line. Will be tapered to conform to the rest of the hair.</p> <p>Sideburns will not extend below a point level with the bottom of the ear opening</p>
<p>Beards – All Personnel</p>	<p>All personnel will be clean-shaven while in uniform.</p> <p>Commanding officers or officers-in-charge will grant permanent shaving waivers for personnel who have received a confirmed diagnosis of Pseudofolliculitis Barbae (PFB) by a medical doctor providing health care for unit personnel. PFB waivers are permanent and do not require renewal upon transfer. If waiver approved, members will not shave any facial hair. Facial hair will be trimmed so as to not exceed ¼ inch in length.</p>
<p>Cosmetics</p>	<p>If worn, will be a natural look and in good taste and not contain bright colors such as blue, green, yellow, or orange.</p>
<p>Fingernails - Men Only</p>	<p>Will be kept clean.</p> <p>Will not extend past the fingertips or be colored.</p>

<p>Fingernails – Women Only</p>	<p>Will be kept clean.</p> <p>Will be rounded, or straight shaped nail tips. Nail polish may be worn, but will be clear or match skin tone.</p> <p>Will not extend more than ¼ inch beyond the fingertip.</p> <p>Neutral skin tone color is authorized. All other colors are prohibited. (Such as brilliant glossy colors, florescent colors, green, yellow, blue, black).</p> <p>Decorative nail, nail designs, and nail ornamental art are not authorized.</p> <p>French nails are authorized with a white tip only. The white tip will be no wider than 1/4 inch. Ultimately they shall present a clean natural look.</p>
<p>Dental Appliances, Crowns, Caps, or Ornamentation</p>	<p>Will be natural colored or silver for dental necessity when worn on noticeable visible portions of teeth.</p> <p>Uses of ornamental gold crown, caps/veneers, are prohibited when worn on noticeable visible portions of teeth. Bands used on braces shall be natural in color and not stand out when worn.</p> <p>Platinum crowns, caps, veneers, dental jewelry, designs, initials, or artwork for the purpose of ornamentation are prohibited.</p>

CHAPTER 3 UNIFORMS

3.A. Uniform Requirements

3.A.1. Required Uniforms

All Coast Guard personnel are responsible for maintaining their uniforms in serviceable condition, and are responsible for procuring sufficient quantities of uniform items and properly maintaining them as appropriate to their assigned duties. All personnel are responsible for owning, wearing, and maintaining sufficient quantities of personal items such as undergarments, socks and stockings, etc. to comply with Coast Guard standards of personal hygiene and appearance.

Officers are responsible for buying and maintaining uniforms appropriate to their assigned duties and as required by their prescribing authority. There is no minimum number of uniforms required to be in their possession. Sufficient quantities of uniform items shall be procured and maintained to ensure high standards of personal hygiene and appearance. Officers shall refer to Chapter 3.A.2. of this Manual and the chart below as a basis in determining the minimum quantity of uniforms to maintain. Because of high visibility in leadership positions, high standards of neatness and cleanliness are expected and must be maintained.

List of Major Uniform Components

Uniform	Shall be procured and maintained by
Dinner Dress Blue (DDB) Full Dress Blue (FDB) Service Dress Blue "Alpha" (SDB "A") Service Dress Blue "Bravo" (SDB) Tropical Blue (TB) Operational Dress Uniform (ODU)	<ul style="list-style-type: none"> ◆ All personnel.
Service Dress White (SDW) Full Dress White (FDW)	<ul style="list-style-type: none"> ◆ All officers (including reserve officers on ADOS for one year or more).
Dinner Dress White Jacket (DDWJ) Dinner Dress Blue Jacket (DDBJ)	<ul style="list-style-type: none"> ◆ O-4 and above on Active Duty ◆ Master Chief Petty Officer of the Coast Guard (MCPOCG) and Gold Badge Command Master Chiefs. ◆ Optional for all other members.
Dinner Dress White (DDW)	<ul style="list-style-type: none"> ◆ CWO2 - O-3
Formal Dress Blue	<ul style="list-style-type: none"> ◆ O-6 and above. ◆ Other officers assigned to duty where it would be required by protocol. ◆ MCPOCG and Gold Badge Command Master Chiefs. ◆ Optional for all other members

3.A.2. Required Seabag Items


The following items are required for all enlisted personnel:

<u>MALE</u>	QTY/Life Exp (YRS)	<u>FEMALE</u>	QTY/Life Exp (YRS)
Bag, Duffel, Nylon, Olive Green	1/12.5	Bag, Duffel, Nylon, Olive Green	1/12.5
Belt, Black, Web (Nylon) w/Buckle	1/4	Belt, Black, Web (Nylon) w/Buckle	1/4
Belt Riggers, Black, Web ODU	1/3	Belt Riggers, Black, Web ODU	1/3
Blousing Band Set, Trouser ODU	2/1	Blousing Band Set, Trouser ODU	2/1
Boots, Safety (Composite Toe)	1/2.5	Boots, Safety (Composite Toe)	1/2.5
Cap, Garrison	1/2	Cap, Garrison	1/2
Cap, Ball (standard)	1/1	Cap, Ball (standard)	1/1
Coat, Service Dress Blue	1/8	Coat, Service Dress Blue	1/8
Cap, Combination Set	1/8	Cap, Combination Set	1/8
Foul Weather Parka II	1/7	Foul Weather Parka II	1/7
ODU Utility Jacket	1/7	ODU Utility jacket	1/7
Gloves, Leather, Black	1/4	Gloves, Leather, Black	1/4
Gym Shirt	2/3	Gym Shirt	2/3
Gym Shorts	2/3	Gym Shorts	2/3
Insignia, Garrison Cap	1/4	Insignia, Garrison Cap	1/4
Insignia, Combination Cap	1/8	Insignia, Combination Cap	1/8
Nametag, Plastic	2/4	Nametag, Plastic	2/4
Name Tape, US Coast Guard, Set, Blue (ODU)	4 each/3	Name Tape, US Coast Guard, Set, Blue (ODU)	4 each/3
Necktie, Blue, Four-in-Hand	1/5	Necktie, CG Blue Tab Type	1/5
Necktie, Black Bowtie	1/8	Necktie, Black, Tab Type	1/8
Shield, Gold	1/5	Shield, Gold	1/5
Shirt, Dress White, Long Sleeve	1/6	Shirt, Dress White, Short Sleeve	1/6
Shirt, Light Blue, Long Sleeve	3/2	Shirt, Light Blue, Long Sleeve	3/2
Shirt, Light Blue, Short Sleeve	3/2	Shirt, Light Blue, Short Sleeve *	2/2
		Overblouse (Air Force style) *	1/2
Shirt, ODU	4/3	Shirt, ODU	4/3
Shoes, Dress	1/2	Shoes, Dress	1/2
Socks, Boot	3/1	Socks, Boot	3/1
Socks, Dress	3/1	Socks, Dress	3/1
T-Shirt, Blue (ODU)	4/0.5	T-Shirt, Blue (ODU)	4/0.5
Trench Coat	1/30	Trench Coat	1/30
Trousers, Service Dress (wash and wear)	1/3	Slacks, Service Dress (wash and wear)	1/3
Trousers, Service Dress	1/3	Slacks, Service Dress	1/3
Trousers, ODU	4/3	Trousers, ODU	4/3
Windbreaker, w/Liner	1/3	Windbreaker, w/Liner	1/3

Note: *Women may substitute any combination of male or female short sleeve shirts or overblouse to meet seabag requirements.

3.B. Uniforms and Components


3.B.1. Formal Dress Blue (Evening Dress or White Tie)



Authorized Uniform Items	Additional Comments
Dinner Dress Blue Jacket	This jacket is the Navy Dinner Dress Blue Jacket that is Black in color. (Men wear men’s version. Women wear women’s version.)
Dress Coat Buttons	Substitute CG buttons for Navy buttons for both men and women.
Blue Evening Trousers	For men. High waist. Black in color.
Blue Formal Skirt/Slacks	For women. Skirt black in color. Skirt or slacks authorized.
Formal White Shirt	Men: white pique long sleeve shirt with wing tip collar. Women: soft pleated long sleeve.
Waistcoat	White pique cloth for men only.
Gold Cummerbund	For women only. Pleats up.
Tie	Men: white bow tie. Women: black formal dress necktie.
Small Medals	Men: worn 3” below left lapel notch. Women: 1/3 of distance between shoulder & bottom hem of jacket. With multiple medals, medals may overlap the lapel and extend onto the chest area
Miniature Qualification Insignia, Devices, and Small Identification Badges	See Chapter 4.B.4 for proper wear instructions.
White Gloves	Worn only when wearing outerwear.
White Suspenders	For men.

Authorized Uniform Items	Additional Comments
Black Socks or Hosiery	Socks are worn with oxfords; hosiery with pumps or flats.
Black Oxford Shoes	Oxfords required for men. Optional high-gloss.
Black Pumps, or Flats (Women only)	Pumps or flats are worn with the slacks; pumps are mandatory with the skirt. Optional high-gloss.
Head Gear	Combination cap for men worn only when wearing outerwear.
Occasions for Wear	Worn year around - official evening functions when civilians wear formal white tie and tails such as diplomatic service, ceremonial events, formal wedding. Prescribed for Flag Officers, Captains, MCPOCG, Gold Badge CMCs and personnel assigned to duty where required by protocol.

3.B.2. Dinner Dress Blue Jacket (DDBJ)

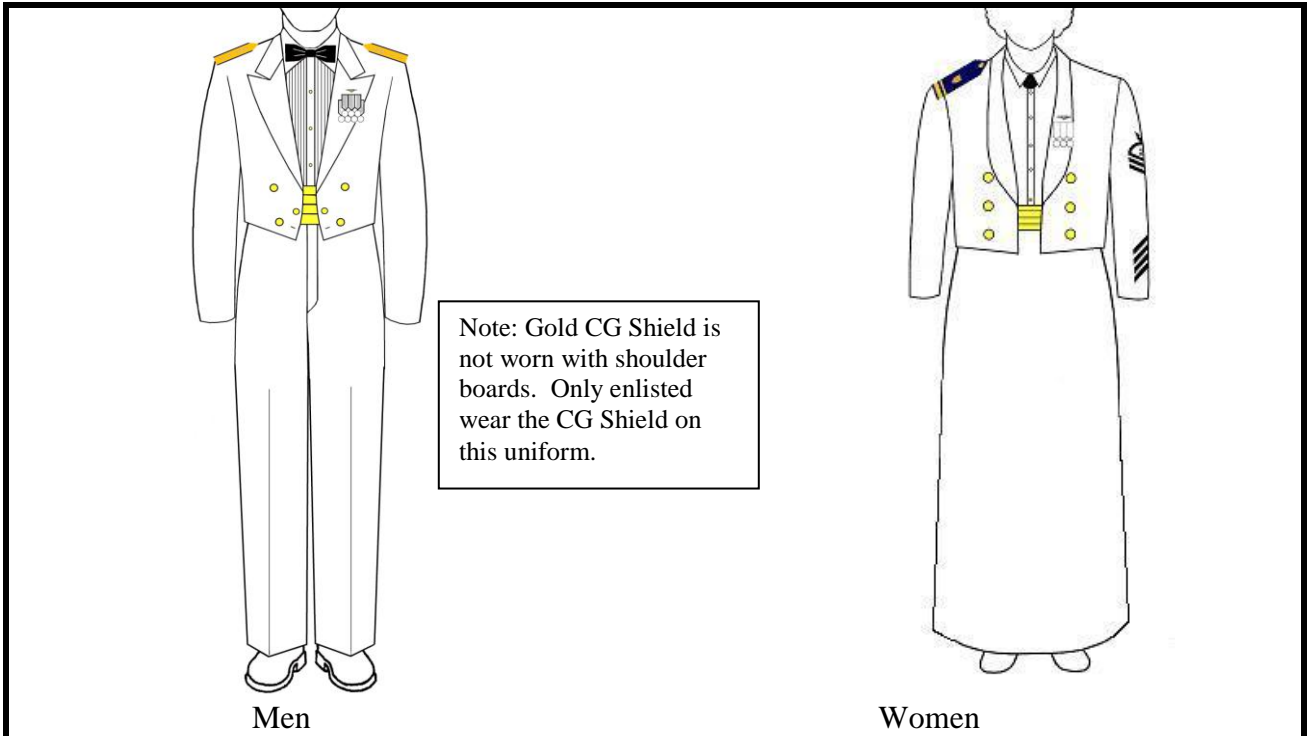


Authorized Uniform Items	Additional Comments
Dinner Dress Blue Jacket	This jacket is the Navy Dinner Dress Blue Jacket that is Black in color. (Men wear men’s version. Women wear women’s version.)
Dress Coat Buttons	Substitute CG buttons for Navy buttons for both men and women.
Blue Evening Trousers	For men. High waist. Black in color.
Blue Formal Skirt/Slacks	For women: skirt or slacks optional.
White Shirt	Men: soft pleated long sleeve or standard long sleeve optional. Women: soft pleated long sleeve.
Tie	Men: black bow tie. Women: black formal dress necktie.
Gold Cummerbund	Men and women. Pleats up.
Small Medals	Worn 3” below left lapel notch. Women: 1/3 of distance between shoulder & bottom hem of jacket. With Multiple medals, medals may overlap the lapel and extend onto the chest area. Backing shall be affixed through both lapel and jacket.
Miniature Qualification Insignia, Devices, and Small Identification Badges	See Chapter 4.B.4 for proper wear instructions.
White Gloves	Worn only when wearing outerwear. (Officers Only)
White Suspenders	For men.
Black Socks or Hosiery	Socks are worn with oxfords; hosiery with pumps or flats.

COMDTINST M1020.6I

Authorized Uniform Items	Additional Comments
Black Oxford Shoes	Oxfords required for men. Optional high-gloss.
Black Pumps, or Flats (Women only)	Pumps or flats are worn with the slacks; pumps are mandatory with the skirt. Optional high-gloss.
Head Gear	Combination cap for men worn only when wearing outerwear.
Occasions for Wear	Cold weather - official evening functions when civilians wear black tie with tuxedos and almost any formal event such as formal dances, formal wedding, theater, opera, receptions, etc. Prescribed for O-4 and above, MCPOCG, and Gold Badge CMCs. Optional for O-3 and below.


3.B.3. Dinner Dress White Jacket (DDWJ)




Authorized Uniform Items	Additional Comments
Dinner Dress White Jacket	Men wear men's version. Women wear women's version.
Dress Coat Buttons	Substitute CG buttons for Navy buttons for both men and women.
Shoulder boards	Hard shoulder boards.
Blue Evening Trousers	For men. High waist. Black in color.
Blue Formal Skirt/Slacks	For women: skirt or slacks optional.
White Shirt	Men: soft pleated long sleeve or standard long sleeve optional. Women: soft pleated long sleeve.
Tie	Men: black bow tie. Women: black formal dress necktie.
Gold Cummerbund	Men and women. Pleats up.
Small Medals	Men: worn 3" below left lapel notch. Women: 1/3 of distance between shoulder & bottom hem of jacket. With Multiple medals, medals may overlap the lapel and extend onto the chest area.
Miniature Qualification Insignia, Devices and Small Identification Badges	See Chapter 4.B.4 for proper wear instructions.
White Gloves	Worn only when wearing outerwear. (Officer's only)
White Suspenders	For men.

Authorized Uniform Items	Additional Comments
Black Socks or Hosiery	Socks are worn with oxfords; hosiery with pumps or flats.
Black Oxford Shoes	Oxfords required for men. Optional high-gloss.
Black Oxford Shoes, Pumps, or Flats	Oxfords, pumps, or flats are worn with the slacks; pumps are mandatory with the skirt. Optional high-gloss.
Head Gear	Combination cap for men worn only when wearing outerwear.
Occasions for Wear	Warm weather - official evening functions when civilians wear black tie with tuxedos and almost any formal event such as formal dances, formal wedding, theater, opera, receptions, etc. Prescribed for O-4 and above, MCPOCG, and Gold Badge CMCs. Optional for O-3 and below.

3.B.4. Dinner Dress Blue (DDB)

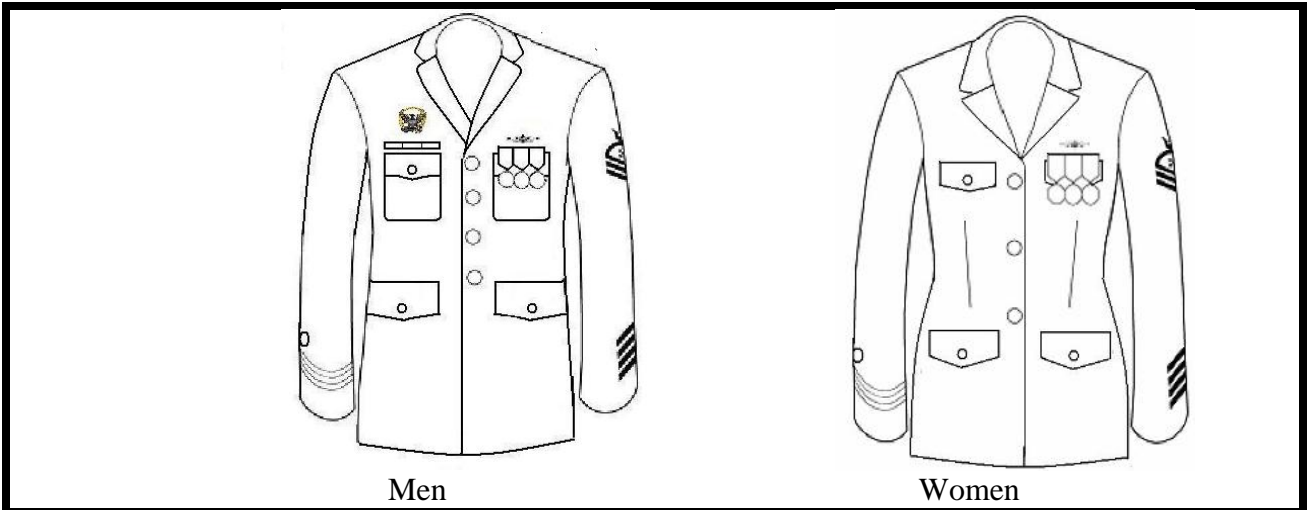
	
<div style="display: flex; justify-content: space-around; width: 100%;"> Men Women </div>	
Authorized Uniform Items	Additional Comments
SDB Coat	Men wear men's version. Women wear women's version.
Long Trousers/Slacks	Blue Dress Trousers/Slacks
Skirt (Women only)	Optional for women.
White Shirt	Long or short sleeve.
Shoulder boards/Collar Insignia	None.
Tie	Men: black bow tie. Women: black tab tie.
Small Medals	Worn over left pocket.
Miniature Qualification Insignia	See Chapter 4.B.4 for proper wear instructions.
Miniature Devices	See Chapter 4.B.4 for proper wear instructions.
Small Identification Badges	See Chapter 4.B.4 for proper wear instructions.
White Gloves	At prescribing officer's discretion. (Officers Only)
Black Socks or Hosiery	Socks are worn with oxfords; hosiery with pumps or flats.
Black Oxford Shoes	Oxfords required for men. Optional high-gloss.
Black Oxford Shoes, Pumps, or Flats	Oxfords, pumps, or flats are worn with the slacks; pumps are mandatory with the skirt. Optional high-gloss.
Belt with Buckle	Standard 1 ¼ inch black nylon belt with brass buckle.
Head Gear	Combination cap
Occasions for Wear	Cold weather - Official functions where civilians wear black tie such as dinners, dances, receptions, weddings, ceremonies, etc. (Not as formal as Formal Evening Dress or Dinner Dress Jackets.) All personnel.

3.B.5. Dinner Dress White (DDW)



Authorized Uniform Items	Additional Comments
Service Dress White Jacket	Men wear men's version. Women wear women's version.
Dress Coat Buttons	Substitute CG buttons for Navy buttons for both men and women.
Shoulder boards	Hard shoulder boards.
Collar Insignia	No collar insignia.
White Trousers/Slacks	Women's slacks are unbelted with side zipper.
White Skirt (Women only)	Optional for women.
White Shirt	Women: long or short sleeve.
Tie	Women: black tab tie.
Small Medals	Worn over wearer's left pocket.
Miniature Qualification Insignia	See Chapter 4.B.4 for proper wear instructions.
Miniature Devices	See Chapter 4.B.4 for proper wear instructions.
Small Identification Badges	See Chapter 4.B.4 for proper wear instructions.
White Gloves	At prescribing officer's discretion.
White Belt with Brass Buckle	
White Socks or Hosiery	Socks are worn with oxfords; hosiery with pumps or flats.
White Oxford Shoes	Oxfords required for men. Optional high-gloss.
White Oxford Shoes, Pumps, or Flats	Oxfords, pumps, or flats are worn with the slacks; pumps are mandatory with the skirt. Optional high-gloss.
Head Gear	Combination cap.
Occasions for Wear	Warm weather - official functions where civilians wear black tie such as dinners, dances, receptions, weddings, ceremonies, etc. (Not as formal as Formal Evening Dress or Dinner Dress Jackets.) Prescribed for O-3 and below.

3.B.6. Full Dress Blue (FDB)

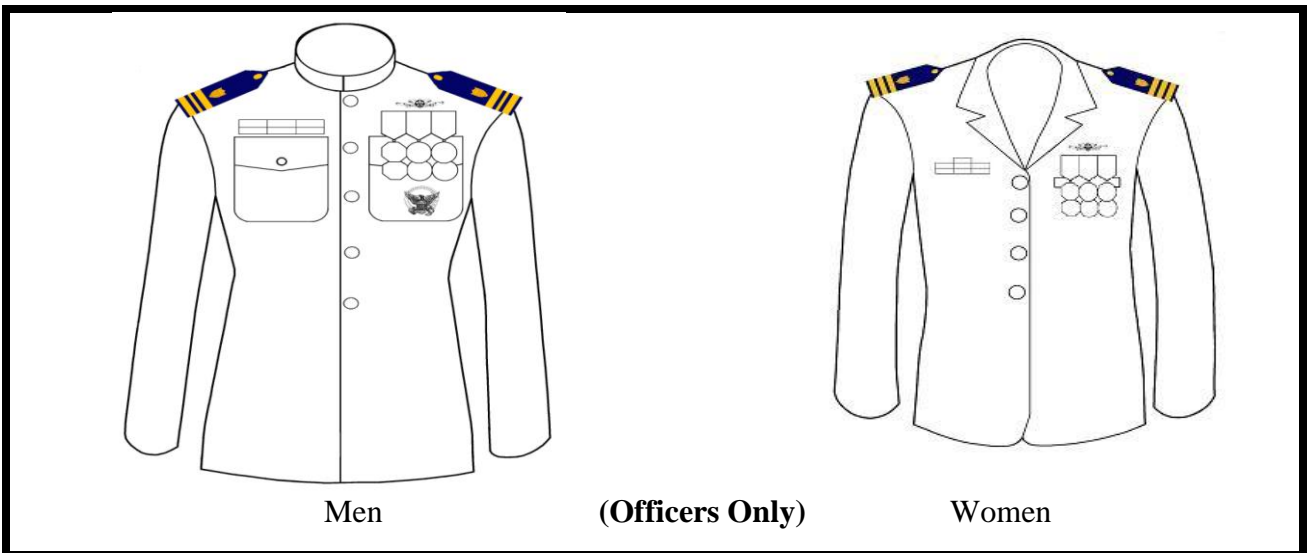


Men

Women

Authorized Uniform Items	Additional Comments
SDB Coat	Men wear men's version. Women wear women's version.
Long Trousers/Slacks	Blue Dress Trousers/Slacks (Men or women).
Skirt (Women only)	Optional for women if no sword worn.
White Shirt	Long or short sleeve.
Collar Insignia/Shoulder-boards	None.
Tie	Men: Blue four-in-hand tie. Women: Blue tab tie.
Large Medals	Worn over wearer's left pocket.
Ribbons w/o Corresponding Medals	Worn over wearer's right pocket. In reverse order.
Qualification Insignia	See Chapter 4.B.4 for proper wear instructions.
Full-Size Devices	See Chapter 4.B.4 for proper wear instructions.
Full-Size Identification Badges	See Chapter 4.B.4 for proper wear instructions.
White Gloves	At prescribing officer's discretion. (Officers Only)
Sword	Worn with sword belt. Women must wear slacks when sword is worn. Senior officer may prescribe certain individuals to not wear sword if considered inappropriate or undesirable. (Officers Only)
Black Socks or Hosiery	Socks are worn with oxfords; hosiery with pumps or flats.
Black Oxford Shoes	Oxfords required for men. Optional high-gloss.
Black Oxford Shoes, Pumps, or Flats	Oxfords, pumps, or flats are worn with the slacks; pumps are mandatory with the skirt. Optional high-gloss.
Belt with Buckle	Standard 1 ¼ inch black nylon belt with brass buckle.
Head Gear	Combination cap.
Occasions for Wear	Worn year-round when assuming or relinquishing command, participating in change of command ceremonies, official visits with honors, occasions of state, ceremonies, weddings, solemnities. All personnel.

3.B.7. Full Dress White (FDW)




Men

(Officers Only)

Women


Authorized Uniform Items	Additional Comments
SDW Coat	Men wear men's version. Women wear women's version.
White Trousers/Slacks	Women's slacks are unbelted with side zipper.
White Skirt (Women only)	Unbelted skirt is optional.
White Shirt (Women only)	Long or short sleeve.
Shoulder-boards	Hard shoulder boards.
Collar Insignia	No collar insignia.
Tie (Women only)	Women: blue tab tie.
Large Medals	Worn over wearer's left pocket.
Ribbons w/o Corresponding Medals	Worn over wearer's right pocket.
Qualification Insignia	See Chapter 4.B.4 for proper wear instructions.
Full-Size Devices	See Chapter 4.B.4 for proper wear instructions.
Full-Size Identification Badges	See Chapter 4.B.4 for proper wear instructions.
White Gloves	At prescribing officer's discretion.
Sword	Worn with sword belt. Women must wear slacks when sword is worn. Senior officer may prescribe certain individuals to not wear sword if considered inappropriate or undesirable.
White Socks or Hosiery	Socks are worn with oxfords; hosiery with pumps or flats.
White Oxford Shoes	Oxfords required for men. Optional high-gloss.
White Oxford Shoes, Pumps, or Flats	Oxfords, pumps, or flats are worn with the slacks; pumps are mandatory with the skirt. Optional high-gloss.
White Belt with Brass Buckle	
Head Gear	Combination cap.
Occasions for Wear	Warm weather wear – for wear at occasions as listed for Full Dress Blue (FDB), see Chapter 3.B.6.

3.B.8. Service Dress Blue "Alpha" (SDB "A")




Authorized Uniform Items	Additional Comments
SDB Coat	Men wear men's version. Women wear women's version.
Long Trousers/Slacks	Blue Dress Trousers/Slacks (Men or women).
Skirt (Women only)	Optional for women.
White shirt	Long sleeve.
Collar Insignia	None
Tie	Men: Blue four-in-hand tie. Women: blue tab tie.
Nametag	Worn over wearer's right pocket.
Ribbons	Worn over wearer's left pocket.
Qualification Insignia	See Chapter 4.B.4 for proper wear instructions.
Miniature Devices	See Chapter 4.B.4 for proper wear instructions.
Miniature Identification Badges	See Chapter 4.B.4 for proper wear instructions.
Black Socks or Hosiery	Socks are worn with oxfords; hosiery with pumps or flats.
Black Oxford Shoes	Oxfords required for men. Optional high-gloss.
Black Oxford Shoes, Pumps, or Flats	Oxfords, pumps, or flats are worn with the slacks; pumps are mandatory with the skirt. Optional high-gloss.
Belt with Buckle	Standard 1 ¼ inch black nylon belt with brass buckle.
Head Gear	Combination cap.
Occasions for Wear	Worn year-round by all personnel when prescribed for functions that require more formality than provided by the SDB "Bravo" uniform, but less than Full Dress or Dinner Dress uniforms.

3.B.9. Service Dress Blue "Bravo" (SDB)



Authorized Uniform Items	Additional Comments
SDB Coat	Men wear men's version. Women wear women's version.
Long Trousers/Slacks	Blue Dress Trousers/Slacks (Men or women).
Skirt (Women only)	Optional for women.
Light Blue Shirt	Long or short sleeve.
Collar Insignia	Enlisted only. As Worn on Light Blue Shirt. See 4.A.5.
Shoulder Boards	Worn on Light Blue shirt.
Tie	Men: Blue four-in-hand tie. Women: blue tab tie.
Nametag	Worn over wearer's right pocket.
Ribbons	Worn over wearer's left pocket.
Miniature Qualification Insignia	See Chapter 4.B.4 for proper wear instructions.
Miniature Devices	See Chapter 4.B.4 for proper wear instructions.
Small Identification Badges	See Chapter 4.B.4 for proper wear instructions.
Black Socks or Hosiery	Socks are worn with oxfords; hosiery with pumps or flats.
Black Oxford Shoes	Oxfords required for men. Optional high-gloss.
Black Oxford Shoes, Pumps, or Flats	Oxfords, pumps, or flats are worn with the slacks; pumps are mandatory with the skirt. Optional high-gloss.
Belt with Buckle	Standard 1 ¼ inch black nylon with brass buckle.
Head Gear	Combination cap or Garrison Cap
Occasions for Wear	Worn year-round by all personnel for all business and social occasions where civilian equivalent is coat and tie.

3.B.10. Service Dress White (SDW)



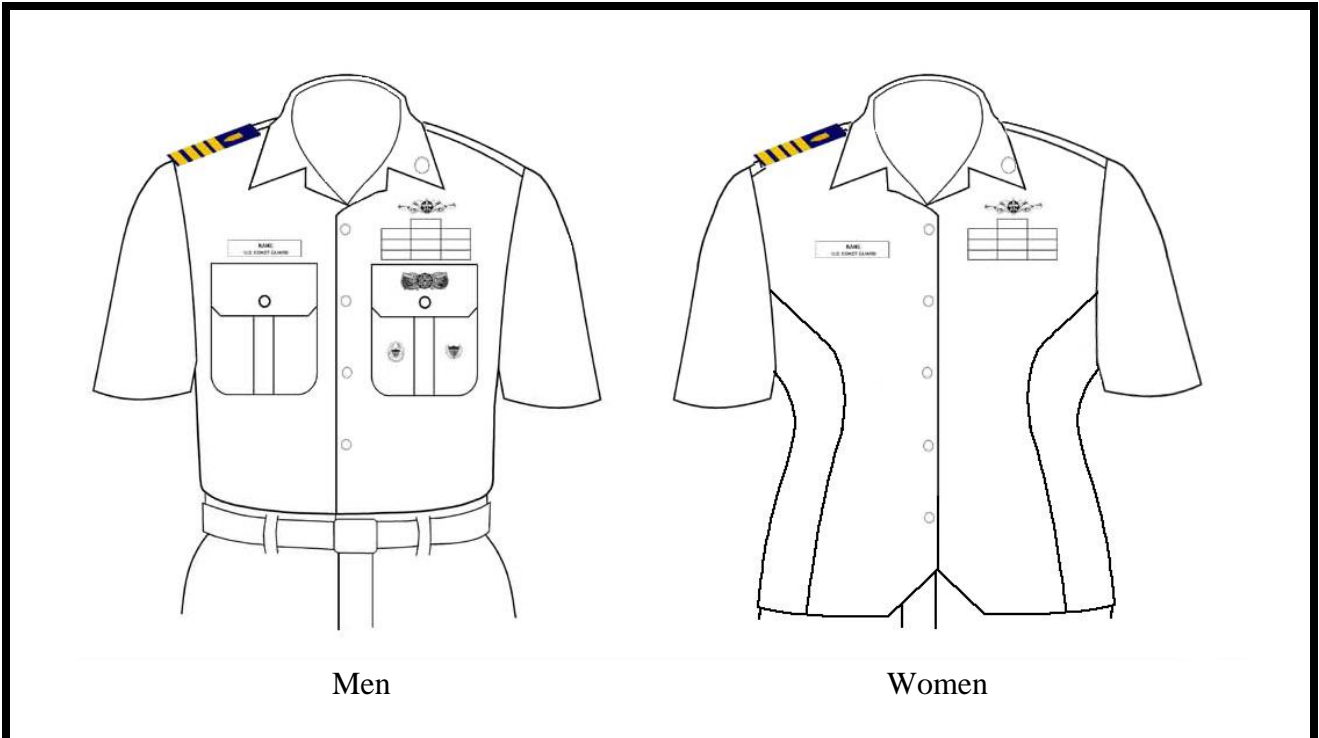
Men

(Officers Only)

Women

Authorized Uniform Items	Additional Comments
SDW Coat	Men wear men’s version. Women wear women’s version.
White Trousers/Slacks	Women’s slacks are unbelted with side zipper.
White Skirt (Women only)	Optional for women (unbelted).
White Shirt	Women: long or short sleeve.
Shoulder-boards	Hard shoulder boards.
Collar Insignia	No collar insignia.
Tie	Women: blue tab tie.
Nametag	Worn over wearer’s right pocket.
Ribbons	Worn over wearer’s left pocket.
Qualification Insignia	See Chapter 4.B.4 for proper wear instructions.
Miniature Devices	See Chapter 4.B.4 for proper wear instructions.
Full-Size Identification Badges	See Chapter 4.B.4 for proper wear instructions.
White Gloves	At prescribing officer’s discretion.
White Socks or Hosiery	Socks are worn with oxfords; hosiery with pumps or flats.
White Oxford Shoes	Oxfords required for men. Optional high-gloss.
White Oxford Shoes, Pumps, or Flats	Oxfords, pumps, or flats are worn with the slacks; pumps are mandatory with the skirt. Optional high-gloss.
White Belt with Brass Buckle	
Head Gear	Combination cap.
Occasions for Wear	Warm weather - official, business, social functions and ceremonies when senior officer wishes to pay special honor to the occasion, parades, reviews, evening socials.

3.B.11. Tropical Blue (TB)

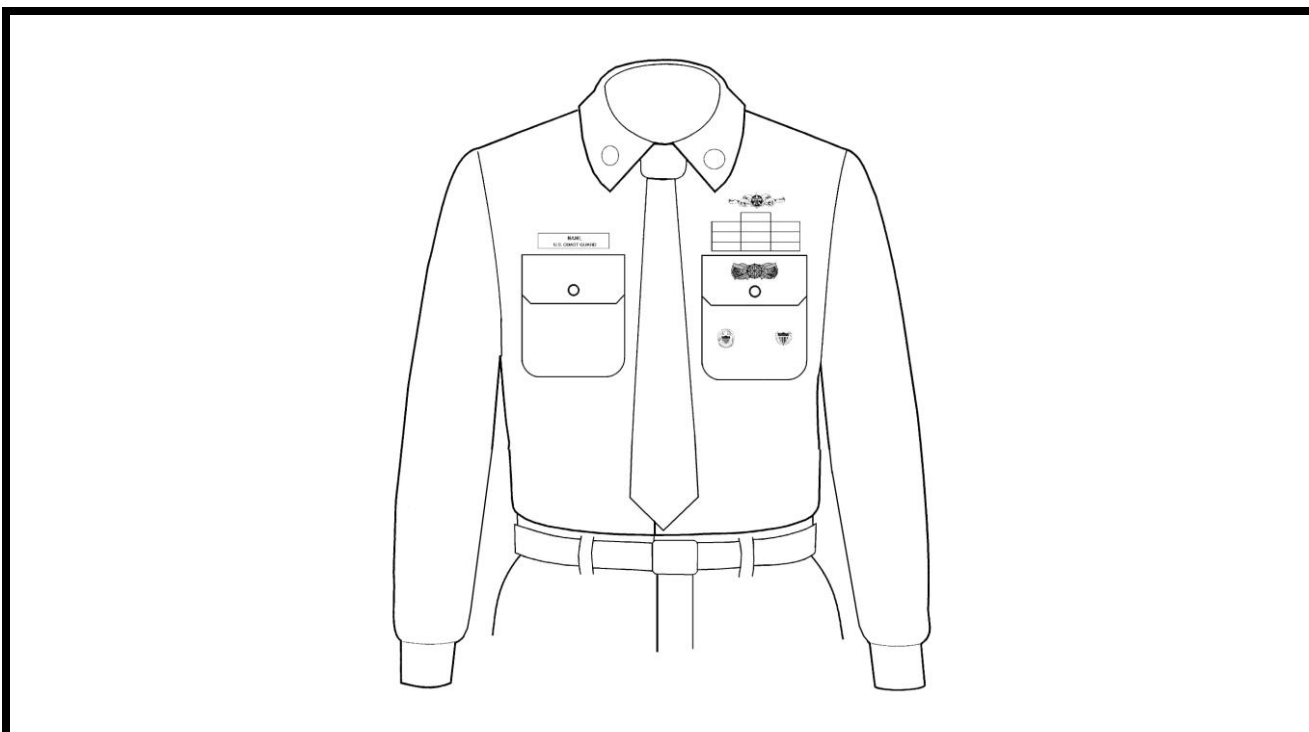


Men

Women

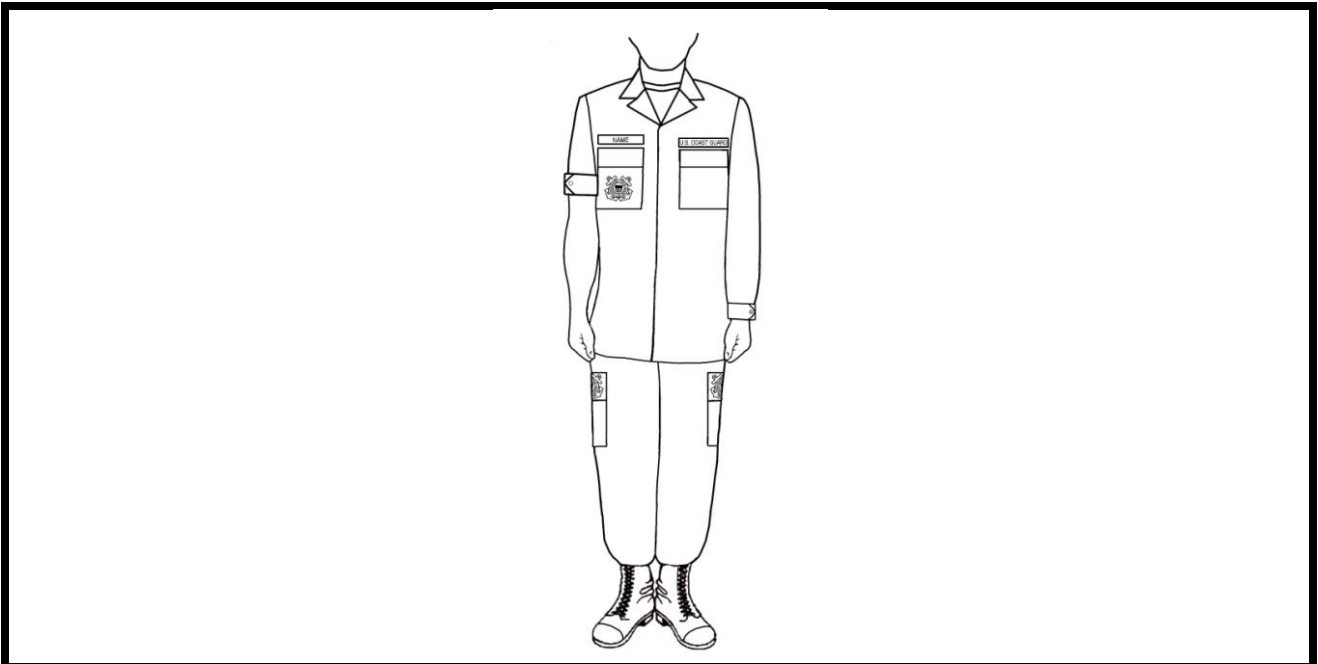
Authorized Uniform Items	Additional Comments
Light Blue Shirt	Short sleeve (Men wear men's shirt. Women may wear women's shirt or overblouse, or men's shirt.)
Long Trousers/Slacks	Blue Dress Trousers/Slacks, Wash and Wear Blue Dress Trousers/Slacks.
Skirt (Women only)	Optional for women.
Shoulder boards or Collar Insignia	Officers: Shoulder boards. Enlisted: Collar devices.
Nametag	Worn over wearer's right pocket.
Ribbons	Worn over wearer's left pocket.
Qualification Insignia	See Chapter 4.B.4 for proper wear instructions.
Miniature Devices	See Chapter 4.B.4 for proper wear instructions.
Identification Badges	See Chapter 4.B.4 for proper wear instructions.
Black Socks or Hosiery	Socks are worn with oxfords; hosiery with pumps or flats.
Black Oxford Shoes	Oxfords required for men. Optional high-gloss.
Black Oxford Shoe, Pumps, or Flats	Oxfords, pumps, or flats are worn with the slacks; pumps are mandatory with the skirt. Optional high-gloss.
Belt with Buckle	Standard 1 ¼ inch black web belt with brass buckle. 1 ¼ inch nylon belt is optional
Head Gear	Combination cap or Garrison cap.
Occasions for Wear	Worn year-round at all occasions where coat and tie are not required or expected.

3.B.12. Winter Dress Blue (WDB)



Authorized Uniform Items	Additional Comments
Dark Blue Dress Shirt	Long sleeve.
Long Trousers/Slacks	Blue Dress Trousers/Slacks, Wash and Wear Blue Dress Trousers/Slacks.
Skirt (Women only)	Optional for women.
Collar Insignia	Required.
Tie	Blue four-in-hand for men and women.
Nametag	Worn over wearer's right pocket.
Ribbons	Worn over wearer's left pocket.
Qualification Insignia	See Chapter 4.B.4 for proper wear instructions.
Miniature Size Devices	See Chapter 4.B.4 for proper wear instructions.
Identification Badges	See Chapter 4.B.4 for proper wear instructions.
Black Socks or Hosiery	Socks are worn with oxfords; hosiery with pumps or flats.
Black Oxford Shoes	Oxfords required for men. Optional high-gloss.
Black Oxford Shoes, Pumps, or Flats	Oxfords, pumps, or flats are worn with the slacks; pumps are mandatory with the skirt. Optional high-gloss.
Belt with Buckle	Standard 1 ¼ inch black web with brass buckle. 1 ¼ nylon belt is optional.
Head Gear	Combination cap or Garrison cap.
Occasions for Wear Authorized from 1 November to 31 March	Optional uniform worn in lieu of SDB. May not be worn to functions that civilians would wear coat and tie. Optional for all personnel.

3.B.13. Operational Dress Uniform (ODU)



Authorized Uniform Items	Additional Comments
ODU Shirt	Sleeves rolled up (accordion style, with only the cuff showing) or down.
ODU Trousers	Bloused with safety boots, straight with oxfords or deck shoes when authorized. Blousing bands are optional; if not used, trousers can be tucked into boot, and then adjusted to appear bloused. Pockets will lay flat.
CG Blue Crew Neck T-Shirt	Worn under ODU Blouse. (The cotton/polyester-blend T- shirt is required. The optional moisture wicking T-shirt may be worn with the ODU unless otherwise prohibited.)
Collar Insignia	Sew-on cloth insignia are required.
Nametape	Cloth nametape is sewn above right pocket and must not be shorter than or extended beyond the width of the ODU breast pocket. Direct embroidery on shirt is not authorized.
USCG ID Tape	Cloth tape with “U. S. Coast Guard” is sewn above left pocket and must not be shorter than or extended beyond the width of the ODU breast pocket. Direct embroidery on shirt is not authorized.
Qualification Insignia	Only one embroidered insignia is authorized. Direct embroidery on shirt is not authorized. Embroidered insignia will be the same size as the metal insignia, with the exception of the Honor Guard insignia. They must not be shorter than or extended beyond the width of the ODU breast pocket. Temporary insignia are authorized.

Authorized Uniform Items	Additional Comments
Miniature Devices	Embroidered device authorized; for incumbent COs and OICs. Metal devices are not authorized.
Identification Badge	Only MCPOCG, Command Master Chief/Senior Chief/Chief, and Rating Force Master Chiefs are authorized to wear a single, current assignment badge on the ODU.
Black socks	
Safety Boots	Eight to ten inch well blackened composite toe safety boots. Dark brown deck shoes can be prescribed by program managers for boat crews in specific cases, and oxfords for medical reasons only.
Belt	Basic Riggers Belt.
Head Gear	Standard or Unit Ball cap, Cold Weather cap, or Watch cap as weather dictates. See Chapter 3.C.1.
Occasions for Wear	<p>Worn Year-Round - appropriate while visiting other DOD agencies when the ODU is the comparable uniform to what is being worn. ODUs are allowed for wear while traveling on TDY (on commercial – air, bus, train, etc.) with the standard ball cap. It is not a liberty uniform.</p> <p>When the ODU is prescribed as a uniform of the day, the prescribing authority shall specify if the sleeves shall be rolled up or left down.</p> <p>Note: During high heat conditions, either outdoors or indoors, the temporary removal of the ODU shirt is authorized for heat stress relief. This is a temporary solution for the period that personnel are working in the hot climate. It cannot be prescribed as the uniform of the day and is not authorized for wear outside the workspace. The standard Coast Guard Navy Blue Crew Neck T-shirt or moisture wicking T-shirt as listed in 3.C.2 must be worn and tucked in at all times.</p>
Special Care instructions for the ODU	The ODU is machine washable on a permanent press setting. Wash uniforms in warm water with a mild detergent. Do not use chlorine bleach. If hand washing, wring gently and rinse with warm water. For best results, dry ODU items at a low heat or tumble dry for 10 minutes, then hang on a rust proof hanger to finish drying. Uniform may be pressed but be sure to set iron to the cooler setting for nylon/cotton blends. A pressing cloth is helpful to avoid shiny spots from the iron. Military creases are not authorized.

3.C. Individual Uniform Items


3.C.1. Headgear

Personnel will wear headgear (be covered) when outdoors and during ceremonies held indoors when appropriate. Personnel may remove their headgear when traveling inside an enclosed vehicle. Wearing headgear while in a vehicle may be appropriate during ceremonial occasions or may be required by the local regulations of other military services while on board their facilities.

Headgear will be worn squarely on the head, bottom edge horizontal. Hair will not be visible below the front brim or visor. Personnel visiting other military organizations will follow the customs for that organization. It is important that the fitting of all caps be made by the try-on method. The caps must be fitted over hairstyle that will normally be worn and should be fitted to the hairstyle within regulations and not to the head size. The caps must fit squarely, snugly, and comfortably. The front of the combination cap's frame and the bottom of the garrison cap's and ODU cap's front should rest approximately two finger widths (1-1 1/2 inches) above the eyebrows. No alterations are authorized.

Item	Description	Related Information
<p>COMBINATION CAP</p> <p><u>Insignia</u> See Chapter 4.A. for the wear of appropriate insignia.</p>	<p><u>Men:</u> A military cap with a black visor (felt visor is authorized to accommodate ornamentation); rigid standing front; flaring; circular rim and blue cap band and mount for attaching the large cap insignia. Combination Cap Chin Straps: 1/2 in wide; laced with gold (officers), black patent leather/plastic with chinstrap grommet positioned to the wearer's left.</p> <p><u>Women:</u> Consists of a stiffened oval crown with detachable white cover, a blue cap band that is 1-1/4 inches wide with integral mount for insignia, and a blue brim. The brim is rolled at the sides and flat in the front and back. Two blue streamers are attached to the band at the back.</p>	<p><u>Wear With</u></p> <ul style="list-style-type: none"> All Uniforms (Except ODU) <p><u>Standard Covers:</u> Detachable plain white cloth or vinyl covers worn on all Combination Caps over the crown framework in a smooth and wrinkle free manner.</p> <p><u>Combination Cap Ornamentation:</u></p> <ul style="list-style-type: none"> For flag officers, the visor (male cap)/band (women's cap) is covered in two rows of gold acorns and oak leaves along the entire width of the visor. For captains and commanders, the visor (male cap)/band (women's cap) is covered in one row of gold acorns and oak leaves along the front. <p><u>Rain Covers</u> Clear plastic with an elasticized bottom may be worn to protect cap from water damage.</p>

Item	Description	Related Information
<p>GARRISON CAP</p> <p><u>Insignia</u> See Chapter 4.A for the wear of appropriate insignia.</p>	<p>A fore and aft style cap made of Coast Guard Blue serge fabric. Men and women wear the same style garrison cap.</p> <p>When cap is not worn, it is carried under the belt on the right side of the body with the Coast Guard insignia facing outward.</p>	<p><u>Wear With</u></p> <ul style="list-style-type: none"> • SDB • TB • WDB <p>Note: The Garrison Cap may be worn optionally with the SDB unless the Combination Cap is otherwise prescribed.</p>
<p>STANDARD BALL CAP</p> <p><u>Insignia</u> See Chapter 4.A for the wear of appropriate insignia.</p>	<p>This cap is made of the same Coast Guard blue material as the ODU with a rear hook and loop adjusting tab. Cap will have U. S. COAST GUARD embroidered in an arch across the front of the cap face in 1/2-inch gold "Block Caps". The lettering will be placed on the hat to allow proper placement of the required rank insignia or CG device.</p> <p>Gold acorns and oak leaves (i.e. "Scrambled Eggs") not authorized.</p>	<p><u>Wear With</u></p> <ul style="list-style-type: none"> • ODU <p><u>Removal of Rank Insignia</u> Commanding officers may temporarily require the removal of rank insignia from ball caps if warranted by local circumstances.</p> <p>Brims shall have a natural curve. Flat or creased brims are not authorized</p> <p>All ball caps should be purchased from the UDC or CG Exchange.</p>
<p>KNIT WATCH CAP</p> <p><u>Insignia</u> Not Worn.</p>	<p>The knit watch cap is the approved Navy bell shaped, rib knit, pullover style design or commercial equivalent of knitted navy blue or black yarn. The watch cap is rolled enough times to rest just above the ears. In inclement weather, it may be rolled down enough to cover the ears. It may not be pulled straight down like a skull cap.</p>	<p><u>Wear With</u> (under operational working conditions only)</p> <ul style="list-style-type: none"> • ODU

<p>COLD WEATHER CAP (optional)</p>  <p><u>Insignia</u> Not Worn.</p>	<p>This hat is an optional item for inclement cold weather use only. It consists of ear and neck flaps, and straps with covered metal snap fasteners worn under the chin or over the top of the hat.</p>	<p><u>Wear With</u></p> <ul style="list-style-type: none"> • SDB • TB • WDB • ODU
<p>UNIT BALL CAP (optional)</p> <p><u>Insignia</u> See Chapter 4.A for the wear of appropriate insignia.</p>	<p>This cap is made of the same Coast Guard blue material as the ODU with a rear hook and loop adjusting tab. Cap will have U. S. COAST GUARD embroidered in an arch across the front of the cap face in 1/2-inch gold “Block Caps”. The lettering will be placed on the hat to allow proper placement of the required rank insignia or CG device.</p> <p>Unit lettering will be 1/2 inch gold “Block Caps” embroidered 1/2 inch above and parallel to the visor, no more than 17 characters are authorized (waivers of the 17 character maximum or font size are not authorized. Commands may use standard abbreviations for unit identification to stay within the 17 characters.)</p> <p>Gold acorns and oak leaves (i.e. “Scrambled Eggs”) not authorized.</p>	<p><u>Wear With</u></p> <ul style="list-style-type: none"> • ODU <p><u>Removal of Rank Insignia</u> Commanding officers may temporarily require the removal of rank insignia from ball caps if warranted by local circumstances.</p> <p>The unit ball cap is an optional item, not a seabag item, and cannot be mandated for wear onboard units or for inspections.</p> <p>The unit ball cap is not authorized for wear while a student at training commands, or where greater uniformity is required.</p> <p>Brims shall have a natural curve. Flat or creased brims are not authorized</p> <p>All unit ball caps shall be purchased from the CG Exchange systems only.</p>

Item	Description	Related Information
<p>RELIGIOUS HEADGEAR AND APPAREL</p>	<p>Headgear must be black or match the hair color of wearer. Must be of a style and size that it can be completely covered by and not interfere with, the wearing or appearance of any uniform military headgear, whether or not the uniform headgear is being worn. It cannot cover any portion of the face or forehead. It cannot interfere with the proper wear or functioning of protective clothing or equipment. It cannot bear any writing, symbols or pictures, including writing or images woven into the fabric or the headgear and it will not be worn in place of uniform military uniform headgear when such uniform headgear is required in accordance with current Coast Guard uniform regulation.</p> <p>Coast Guard members may wear religious apparel while in uniform, provided that the religious apparel, other than the religious headgear, is not visible, that the wearing of such religious apparel does not interfere with the member’s performance of duty, and does not interfere with the fit of any article of the uniform or the member’s appearance in uniform. The member may be asked to provide objective and verifiable information describing the relationship between the article of religious apparel and the doctrinal or traditional observance of the religious faith practiced by the member.</p> <p>When the relationship between any article of religious apparel and the doctrinal or traditional observance of the religious faith of the member is not clearly established it will be referred to PSC-PSD (mu), via the chain of command for final resolution. See Chapter 2.A.2 of this Manual for religious accommodation waivers.</p>	<p><u>Wear With</u></p> <ul style="list-style-type: none"> • All Uniforms

3.C.2. Undergarments

Undergarments must be worn to preserve the dignity and appearance of the uniform. All personnel will wear undergarments of such color and style as to minimize showing through outer clothing. Undershirts with quarter length sleeves are required for wear with all uniforms. White V-neck undershirt is required for all open-collar uniforms except the Operational Dress Uniform. Blue Crew Neck T-Shirts are required with the ODU. Women must wear an undershirt over the required brassiere.

When wearing light colored uniforms, undergarments must not detract from the professional appearance of the uniform. When wearing white trousers men will wear a white boxer style or waist high briefs. When wearing white slacks women will wear waist high briefs or panties. Thongs or bikini underwear are not authorized with white slacks.

In cold weather, insulated navy blue long sleeve undershirts may be worn with the ODU shirt only with the sleeves rolled down.

Item	Description	Related Information
BLUE CREW NECK T-SHIRT	A short sleeve cotton T-shirt, USCG blue with a crew neck and the words U. S. COAST GUARD across the left front chest in 3/4-inch white block letters.	<u>Wear With</u> <ul style="list-style-type: none"> • ODU Notes: It shall remain tucked in at all times. Unit T-Shirts are not authorized for wear with CG uniforms.
BLUE CREW NECK T-SHIRT. (MOISTURE WICKING) (optional)	A short sleeve 100% polyester T- shirt, USCG blue with a crew neck and the words U. S. COAST GUARD across the left front chest in 3/4-inch white block letters.	<u>Wear With</u> <ul style="list-style-type: none"> • ODU Notes: Wear is prohibited in heat/fire prone spaces as directed by local commands or other directives. It shall remain tucked in at all times.
WHITE V-NECK UNDERSHIRT	V-neck short sleeve cotton or cotton/polyester blends with quarter length sleeves. It has no markings.	<u>Wear With</u> <ul style="list-style-type: none"> • All uniforms with the exception of the ODU.

3.C.3. Shirts

Item	Description	Related Information
<p>OPERATIONAL DRESS UNIFORM (ODU) SHIRT</p> <p><u>Insignia</u> See Chapter 4.A. for the wear of appropriate insignia.</p>	<p>The ODU shirt is Coast Guard blue shirt with two flap closure pockets on each side and a flap covering the buttons with Coast Guard Shield on wearer’s right breast pocket.</p> <p>Commands shall specify sleeves up or down when authorizing the ODU as a uniform of the day. Sleeves may be worn long or rolled neatly and evenly to the width of the cuff to the mid bicep portion of the upper arm. Sleeves are rolled accordion fashion, so as to leave the outer cuff and button showing on the surface of the roll.</p> <p>To fold sleeves: start by folding cuff over itself creating a neat fold up to the armpit. Then fold the sleeve up again, leaving about 3” of the first fold exposed. Finally, pull the cuff back down over the entire fold. This results in a 3” cuff about 2” above the elbow. Folds will vary based on the size and length of the arm.</p> <p>FITTING: Each top will be fitted over a dark blue crewneck T-shirt. The top’s collar and sleeves will be buttoned. There must be ample room around the chest and shoulders to permit free use of the arms, without binding. The collar must fit smoothly around the neck with ½ inch ease. (Note: Although this top is normally open at the throat, proper fit around the collar is essential for battle dress purposes). The shoulder/arm seams must reach a point to the outer edge of the shoulder joint. The bottom edge of the buttoned cuff for the long sleeve top must cover the wrist bone. A tolerance of 3/4 of an inch plus or minus is acceptable. The bottom hem on the shirt will cover buttocks, with an allowable tolerance of one inch above or below the bottom of the buttocks and must not go below the top edge of the cargo pockets on each trouser leg.</p> <p>ALTERATIONS: Minor tailoring is allowed so the uniform may be given a more appropriate fit. The overarching design shall not be altered. Military creases are not authorized. No other Alternations are authorized.</p>	<p><u>Wear With</u></p> <ul style="list-style-type: none"> • ODU <p>Notes: During high heat conditions, either outdoors or indoors, the temporary removal of the ODU shirt is authorized for heat stress relief. This is a temporary solution for the period that personnel are working in the hot climate. It cannot be prescribed as the uniform of the day and is not authorized for wear outside the workspace. The standard Coast Guard Navy Blue Crew Neck T-shirt or moisture wicking T-shirt as listed in 3.C.2 must be worn and tucked in at all times.</p> <p>Unit T-Shirts are not authorized for wear with CG uniforms.</p>

Item	Description	Related Information
<p>LIGHT BLUE SHIRT</p> <p><u>Insignia</u> See Chapter 4.A. for the wear of appropriate insignia.</p>	<p><u>Men</u> The short and long sleeve shirt has a button front closure, a soft stand-up collar with stays, two-button cuff closure (on long sleeve shirt), shoulder epaulets, and one patch pocket with flap and button closure on each side of the shirtfront.</p> <p><u>Women</u> The short and long sleeve shirt has a fly front covering the button closure (right over left), a soft stand-up collar with stays, two button cuff closure (on long sleeve shirt), shoulder epaulets, a pleated patch pocket with button flap closure on each front panel.</p> <p>Women may optionally wear the Men’s Light Blue Shirt, but must adhere to its wear policy.</p> <p>FITTING: Fit is determined by neck size, bust size (women), and sleeve length (long sleeve shirts). Shirts shall be fitted over undergarments, to include the brassiere for women; there should be ample room around the chest and shoulders to permit free use of the arms, without binding.</p> <p>The collar of the long and short sleeve shirts will fit smoothly around the neck with 1/2-inch ease. The shoulder/sleeve seam will reach a point to the outer edge of the shoulder joint. The bottom edge of the buttoned cuff for the long sleeve shirt will cover the wrist bone. A tolerance of 1/2 inch plus or minus is acceptable.</p> <p>ALTERATIONS: Sleeve of the long sleeve shirt may be shortened. Both the long and short-sleeved versions of the light blue shirt may be altered to provide a better or more athletic fit. No other Alternations are authorized.</p>	<p><u>Wear with</u></p> <ul style="list-style-type: none"> • SDB • TB <p><u>Shirt Material and Color</u> The men and women’s shirts are made of the same material and color as the Air force light blue shirts.</p> <p><u>Military Creases</u> Optional.</p>
<p>WOMEN’S OVERBLOUSE</p> <p><u>Insignia:</u> See Chapter 4.A. for the wear of appropriate insignia.</p> <p>(Optional)</p>	<p>This approved blouse is a short-sleeve, untucked version, polyester and cotton blend, U.S. Air Force overblouse.</p> <p><u>Fit and Alterations:</u> See Light Blue Shirt.</p>	<p><u>Wear With</u></p> <ul style="list-style-type: none"> • TB • SDB <p>Note: When wearing with the SDB, the bottom of the overblouse shall not be visible under the SDB Coat.</p>

Item	Description	Related Information
<p>WINTER DRESS BLUE SHIRT</p> <p><u>Insignia</u> See Chapter 4.A. for the wear of appropriate insignia.</p> <p>(Optional)</p>	<p>The Winter Dress Blue shirt is a button front shirt of Coast Guard Blue material closely matching the CG SDB trousers. The shirt has a stand-up collar with stays, long sleeves with two button cuff closure to adjust sleeve fit, and one patch pocket with flap and button closure on each side of the shirt front.</p> <p>Fit and Alterations: See Light Blue Shirt.</p>	<p><u>Wear with</u></p> <ul style="list-style-type: none"> • SDB Trousers/Slacks • Wash and Wear Blue Trousers/Slacks • SDB Skirt <p><u>Military Creases</u> Optional</p> <p>Permanent creases are not authorized, except for shirts purchased from the UDC with the permanent silicone creases.</p>
<p>WHITE DRESS SHIRT</p>	<p><u>Men</u> A plain conventional designed long sleeved shirt, buttoning down the front and a stand up collar.</p> <p><u>Women</u> A plain conventional designed short sleeved shirt, buttoning down the front and a stand up collar. Women may optionally wear a long sleeved shirt.</p> <p>Fit and Alterations: See Light Blue Shirt.</p>	<p><u>Men wear with</u></p> <ul style="list-style-type: none"> • Dinner Dress Blue • Full Dress Blue • SDB “A” <p><u>Women wear with</u></p> <ul style="list-style-type: none"> • Dinner Dress Blue • Dinner Dress White • Full Dress Blue • Full Dress White • Service Dress White
<p>PLEATED WHITE SHIRT</p>	<p>A soft fronted shirt with buttons and small pleats down the front. Plain gold or natural white pearl studs and gold or Coast Guard related cuff links are authorized. Colored pearl or decorative settings on studs or cuff links are <u>not</u> authorized.</p> <p>Fit and Alterations: See Light Blue Shirt.</p>	<p><u>Wear With</u></p> <ul style="list-style-type: none"> • Formal Dress Blue (Women only) • Dinner Dress Blue Jacket • Dinner Dress White Jacket
<p>FORMAL WHITE SHIRT</p>	<p>A stiff-bosomed plain or pique white dress shirt without pleats with a wing collar. Plain gold or natural white pearl studs and gold or Coast Guard related cuff links are authorized. Colored pearl or decorated settings on studs or cuff links are not authorized.</p> <p>Fit and Alterations: See Light Blue Shirt.</p>	<p><u>Wear With</u></p> <ul style="list-style-type: none"> • Formal Dress Blue <p>For women only: The old style formal white shirt with a ruffled front may be worn as an optional item until no longer serviceable.</p>

3.C.4. Neckties

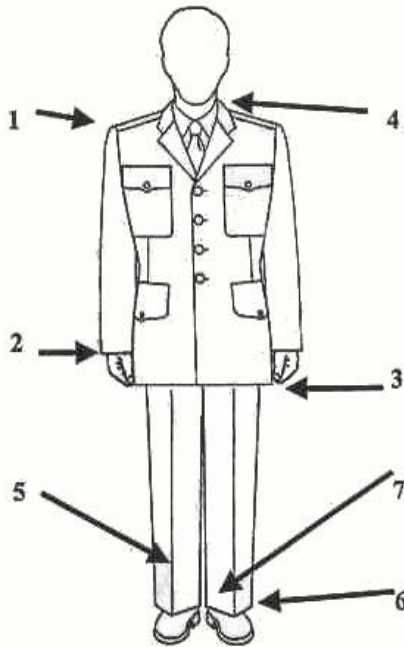
Item	Description	Related Information
<p>BLUE STANDARD FOUR-IN- HAND NECKTIE</p>	<p>The standard necktie is a CG blue, four-in-hand style necktie not exceeding three inches in width, either hand tied or clip on type.</p> <p>The Double Windsor tie knot is the only authorized knot. A tie tack or tie clasp may be worn (see Chapter 2.A.1.).</p>	<p><u>Wear With</u></p> <ul style="list-style-type: none"> • Full Dress Blue • SDB “A” • SDB • WDB (Men & Women)
<p>BLACK OR WHITE BOW TIES (Men only)</p>	<p>The black or white bow ties are of a plain style with squared ends.</p> <p>Bow ties may be hand tied or a clip on type, approximately 4 ½ inches wide.</p>	<p><u>Wear Black Bow Ties With</u></p> <ul style="list-style-type: none"> • Dinner Dress Blue Jacket • Dinner Dress White Jacket • Dinner Dress Blue <p><u>Wear White Bow Ties With</u></p> <ul style="list-style-type: none"> • Formal Dress Blue Uniform
<p>CG BLUE OVERLAPPING TAB TIE (Women only)</p>	<p>The tab tie is Coast Guard blue. The front portion of the necktie is consists of two tabs joined together and overlapping to form a V-shaped opening at the shirt collar.</p>	<p><u>Wear With</u></p> <ul style="list-style-type: none"> • Full Dress Blue • Full Dress White • SDB “A” • SDB” • Service Dress White <p><u>Manner of Wear</u> The tie is fastened at the back of the neck under the shirt collar. The outer edges should be parallel to the outer edges of the collar. An equal amount of the overlapping tabs should show on each side of the collar.</p>
<p>BLACK TAB TIES (Women only)</p>	<p>The black tab tie is the same design as the women’s CG blue tab tie.</p> <p>The Navy’s old style black bow tie (pre-tied) is an authorized option to the black tab tie.</p>	<p><u>Wear With</u></p> <ul style="list-style-type: none"> • Dinner Dress Blue • Dinner Dress White <p><u>Manner of Wear</u> Same as CG Blue Overlapping Tab Tie.</p>

Item	Description	Related Information
BLACK FORMAL DRESS NECKTIE (Women only)	The black formal dress necktie consists of a small crescent-shaped black velvet ribbon. When the formal shirt is bought from the Navy Exchange System, the tie that is included with the shirt is an authorized tie.	<u>Wear With</u> <ul style="list-style-type: none"> • Formal Dress Blue • Dinner Dress White Jacket • Dinner Dress Blue Jacket <u>Manner of Wear</u> Wear under the collar with the front slightly above the top of the shirt.

3.C.5. Service Dress Coats and Jackets

Item	Description	Related Information
<p>SERVICE DRESS BLUE COAT (MEN)</p> <p><u>Insignia</u> See Chapter 4.A. for the wear of appropriate insignia.</p>	<p><u>Men</u> A single-breasted coat with notched lapels and a roll collar. It is semi-fitted and of conventional length. The coat will have four patch pockets with flap closures; one on each breast and hip. Each pocket flap has a 23-ligne Coast Guard gilt button attached. The coat fastens with four 35-ligne Coast Guard gilt buttons down the right fore part.</p> <p>The fit of the men's SDB coat is determined by height and chest measurement.</p> <p>The <i>Regular Fit Coat</i> is determined by a chest and waist dimension, e.g., 40-inch chest and 34-36-inch waist. It is a semi-fitted coat.</p> <p>The <i>Athletic Fit Coat</i> is determined by a chest and waist dimension, e.g., 40-inch chest and 32-33 inch waist. It is an easier fitting coat at the chest, shoulders, back, and sleeve biceps than the regular fit coat.</p>	<p><u>Wear With</u></p> <ul style="list-style-type: none"> • Dinner Dress Blue • Full Dress Blue • SDB “A” • SDB <p><u>Manner of Wear</u> When wearing a SDB Coat, SDB Trousers/ Slacks or Skirt of matching material and closely matching color must be worn. Officers’ coats will have a sword slit over the left hip.</p> <p>The Service Dress Coat may be removed in an office environment. In this case, only shoulder boards or collar insignia and a tie are required on the light blue shirt. The SDB coat must be readily available.</p>

Fit of Men's Uniform Coat and Trousers



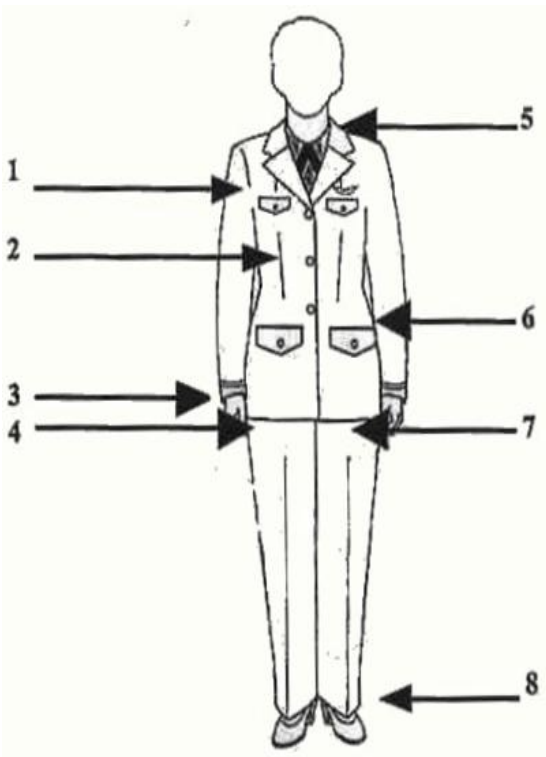
1. Coat fits easily over chest and shoulders.
2. Sleeves fall 1 inch below bottom of wrist bone covering the shirt sleeve.
3. Bottom edge of coat extends below the crotch (approximately to the tip of the thumb).
4. Shirt collar shows at least $\frac{1}{4}$ inch to $\frac{1}{2}$ inch above coat collar at the center back of the coat.
5. Trousers have no breaks in the front.
6. The bottom of the front crease of the trousers will reach the top of the instep and be cut on a diagonal.
7. Back edge of the trousers will fall approximately midway between the top of the heel and the top of the standard shoe in the back.

Alterations for SDB Coat

- ◆ The shoulder pads may be increased or decreased. The shoulder seams may be taken in only.
- ◆ The collar may be raised or lowered no more than $\frac{1}{4}$ inch.
- ◆ The sleeve length may be increased or decreased.
- ◆ The side seams should only be taken in or let out after the next smaller or larger size has been tried on.
- ◆ The back seams should only be taken in or let out after the next smaller or larger size has been tried on.
- ◆ The back may be raised or lowered.
- ◆ Service stripe(s) will be attached in accordance with the Chapter 4.A. of this manual.
- ◆ Officer identification stripes and specialty insignia will be attached in accordance with Chapter 4.A. of this Manual.
- ◆ The CG shield and Group Rate Marks will be attached in accordance with Chapter 4.A. of this Manual.
- ◆ The front buttons may be moved in or out by not more than $\frac{1}{4}$ inch.
- ◆ No other alterations authorized.

<p>SERVICE DRESS BLUE COAT (WOMEN)</p> <p><u>Insignia</u> See Chapter 4.A. for the wear of appropriate insignia.</p>	<p><u>Women</u> A single-breasted coat, semi-fitted, square bottomed front with a notched lapel, side body panels, and a two-piece back. It has two top pocket flaps, one on each front panel for alignment of ribbons and nametag and two set-in lower pockets with flaps. Each flap has a 23-ligne CG gold button. The coat fastens with three 28-ligne Coast Guard gold buttons.</p>	<p>Note: Old style coat (with side tabs) is not authorized.</p>
---	--	---

Fit of Women's Uniform Coat and Slacks



1. The coat will fit comfortably across the bust. There will be no binding around the armholes when arms are moved. The front collar, lapels, and flaps will present a smooth appearance.
2. There will be sufficient looseness in the coat to permit a pinching of 2-4 inches of material at the bust.
3. Sleeve will fall 1 inch below bottom of wrist bone, covering shirtsleeve.
4. Bottom edge of coat extends below crotch (approximately to tip of the thumb).
5. Collar will fit closely at neck and smoothly at back. Shoulder padding should extend ½ inch beyond edge of shoulder seam.
6. There will be sufficient looseness in the coat waist to permit a pinching of 2-4 inches of material at the waist.
7. The rise will allow 1 inch looseness to assure comfort and stride in normal movement.
8. The hem will be marked ¼ inch above the front of the shoe and 1 ½ inches below the top of the back of the shoe.

Alterations for SDB Coat

Same as men's Service Dress Coat.

<p>SERVICE DRESS WHITE COAT (Officers Only)</p> <p><u>Insignia</u> See Chapter 4.A. for the wear of appropriate insignia.</p>	<p><u>Men</u> The coat is single breasted, formfitting, of a conventional length with a stand-up collar. The coat has a patch pocket with flap closure on each breast. Each flap closure has a 23-ligne CG gold button attached. The coat fastens with five 35-ligne detachable CG gold buttons on the right forepart.</p>	<p>Wear With</p> <ul style="list-style-type: none"> • Dinner Dress White • Full Dress White • Service Dress White <p>Coats will have a sword slit over the left hip.</p> <p>Women may wear the previous style coat with two breast pocket flaps as long as the coat remains serviceable</p>
	<p><u>Women</u> The coat is single breasted, formfitting, of a conventional length. The collar is rounded with overlying half peaked lapels. The coat has one welt left breast pocket. The coat fastens with four 35-ligne CG gold buttons.</p>	
<p>DINNER DRESS BLUE JACKET</p> <p><u>Insignia</u> See Chapter 4.A. for the wear of appropriate insignia.</p>	<p><u>Men</u> The jacket is a semi-peaked jacket with narrow lapels and the back tapered to a point, made from authorized navy blue (black) fabric. There will be three 35-ligne Coast Guard gilt buttons down each forepart and is secured with two 28-ligne CG gold buttons with a link chain closure.</p>	<p>Wear With</p> <ul style="list-style-type: none"> • Formal Dress Blue Uniform • Dinner Dress Blue Jacket <p>Older versions are closed by buttons placed inside each front facing secured with an elastic double loop closure. [Older versions may be worn until no longer serviceable.]</p>
	<p><u>Women</u> The jacket is bolero style and has a narrow shawl collar. There are three 23-ligne CG gold buttons down each side of the front, without front closure. Two 28-ligne CG gold buttons with a link chain closure is optional.</p>	

<p>DINNER DRESS WHITE JACKET</p> <p><u>Insignia</u> See Chapter 4.A. for the wear of appropriate insignia.</p>	<p><u>Men</u> The jacket is semi-peaked with narrow lapels with the back tapered to a point, and loops for shoulder boards. There are two 35-ligne CG gold buttons down each side of the front, with a front closure held together by two 28 - ligne CG Gold Buttons with a link approximately 3/4 inch long.</p>	<p><u>Wear With</u></p> <ul style="list-style-type: none"> • Dinner Dress White Jacket
	<p><u>Women</u> The jacket is bolero style and has an arrow shawl collar. There are three 23-ligne CG gold buttons down each side of the front, without front closure. Women are authorized to add to the Dinner Dress White Jacket a closure device identical to that used on the men's Dinner Dress Blue Jacket. The buttons for the device will be attached to the inside of each front jacket flap and located so as to allow for even closure of the jacket.</p>	

3.C.6. Skirts

For women, Service Dress skirts and slacks are equivalent items that may be worn interchangeably. An individual Coast Guard woman may choose to wear either the skirt or slacks at her option, except for special occasions where slacks are specifically prescribed.

Women who are participants in official military formations (such as changes of command, award, or other ceremonies) that may require long periods of standing in place will wear slacks. Slacks will be worn if a sword is worn.

To facilitate personal safety, women will not normally wear skirts on military ships, cutters, boats, or aircraft. However, skirts may be authorized during special occasions, such as receptions and open houses, when it would not pose a safety concern, violate rules of decorum, or would not cause embarrassment to the wearer.

Item	Description	Related Information
SERVICE DRESS BLUE SKIRT (Women only) (Optional)	<p>The SDB skirt is a Coast Guard blue straight style, one panel front with four pleats (two on each side) and quarter top pockets, two panel back with two darts on each panel, and a kick pleat at the bottom of the back. It has a waistband with a button and buttonhole; slide fastener closure at center back. It is fully lined with a slit at the kick pleat opening.</p> <p>When worn, black pumps and hosiery are mandatory.</p> <p>Air Force skirt is not authorized</p>	<p><u>Wear With</u></p> <ul style="list-style-type: none"> • Dinner Dress Blue • Full Dress Blue • SDB “A” • SDB • TB • WDB <p>Fabrics are the same as described for SDB slacks</p> <p><u>Skirt Length:</u> The skirt will have a 2 to 3 inch hem parallel to the floor. The hemline may fall between the crease in the back of the knee to 3 inches below the crease.</p>
SERVICE DRESS WHITE SKIRT, UNBELTED (Women only) (Officers only)	<p>The White Dress skirt is a plain six-gored skirt of conventional sweep with a waistband with no belt loops and a pocket on the upper right front. The skirt will be the same material and color as that of the White dress coat. When worn, white pumps and hosiery are mandatory.</p>	<p><u>Wear With</u></p> <ul style="list-style-type: none"> • Dinner Dress White Jacket • Dinner Dress White • Full Dress White • Service Dress White <p><u>Skirt Length:</u> Same as SDB Skirt.</p>

Item	Description	Related Information
<p>BLUE FORMAL SKIRT (Women only)</p>	<p>The Formal Skirt is navy blue (black) plain six gored, floor length, and made of the same material as the jacket. It may have an optional slit at both side seams reaching no higher than mid-calf.</p> <p>When worn, black pumps and hosiery are mandatory.</p>	<p><u>Wear With</u></p> <ul style="list-style-type: none"> • Formal Dress Blue • Dinner Dress Blue Jacket • Dinner Dress White Jacket <p><u>Skirt Length</u></p> <p>The skirt will have a 2 to 3 inch hem parallel to the floor. The hemline will be floor length (no more than 1 to 1 ½ inches off the floor).</p>

Alterations: For all skirts, the skirt must be hemmed to the length specified above. The waist may be increased or decreased. No other alterations are authorized.

3.C.7. Trousers/Slacks

Item	Description	Related Information
<p>OPERATIONAL DRESS UNIFORM (ODU) TROUSERS</p>	<p>ODU trousers are a CG blue variation of the Battle Dress Uniform (BDU). They have two hip pockets with a Coast Guard shield on both cargo pocket flaps, two back pockets with flaps, and two expandable cargo pockets with flaps. Trouser waist is adjustable. They are bloused between the second and third eyelets from the top when worn with high-topped (8 - 10 inch high) black safety-toe boots. Elasticized or Velcro™ type blousing bands will be used. Blousing bands should not be visible. Blousing bands are optional; if not used, trousers can be tucked into boot and then adjusted to appear bloused. May be worn straight leg fashion when low-topped shoes or boat shoes are required.</p>	<p><u>Wear With</u></p> <ul style="list-style-type: none"> • ODU
<p>SERVICE DRESS TROUSERS/SLACKS</p>	<p>The standard Service Dress Trousers/Slacks are made from medium-weight polyester/wool blend serge weave fabric. Other trousers/slacks may be made from tropical weight polyester/wool blend fabric, heavyweight all wool fabric, or wash and wear fabric that is approved for Coast Guard wear.</p> <p><u>Men</u> Service Dress Trousers will be of a conventional plain dress trouser design in Coast Guard blue with a zipper front closure, belt loops, two diagonal inset front pockets, two inset rear pockets, and no cuffs.</p>	<p><u>Wear With</u></p> <ul style="list-style-type: none"> • Dinner Dress Blue • Full Dress Blue • SDB “A” • SDB • TB • WDB <p>When the SDB coat and Service Dress trousers/slacks are worn together, both must be of the same material.</p> <p>Air Force trousers/slacks are not authorized for men or women.</p>

Item	Description	Related Information
	<p><u>Women</u> Service Dress Slacks will be made of the same material and color as the dress coat. They will be flat front and have two darts on each back panel, quarter top pockets on each front, a slide fastener fly front (right over left) with a hook and eye waistband closure, belt loops, and straight legs.</p> <p>Women are authorized to wear the men's Service Dress Trousers.</p>	
<p>SERVICE DRESS TROUSERS/ SLACKS (WASH AND WEAR)</p>	<p><u>Men</u> The Wash and Wear trousers are made from a washable (75% polyester / 25% tropical wool) and have permanent creases.</p> <p><u>Women</u> Same material and design as the men with a left side zipper.</p>	<p><u>Wear With</u></p> <ul style="list-style-type: none"> • TB • WDB <p>Note: Trousers/slacks shall NOT be worn with the SDB Jacket - color and fabric varies from the SDB.</p>
<p>SERVICE DRESS WHITE TROUSERS/ SLACKS (Officers only)</p>	<p><u>Men</u> The White Dress trousers are of a conventional design and of the same material and color as the Service Dress White coat.</p> <p><u>Women</u> The unbelted slacks are the same material and color as the Service Dress White Coat with a left side zipper and a waistband pocket in the upper right front.</p>	<p><u>Wear With</u></p> <ul style="list-style-type: none"> • Dinner Dress White • Full Dress White • Service Dress White
<p>BLUE EVENING DRESS TROUSERS</p>	<p><u>Men</u> The Blue Evening Dress trousers will be navy blue (black), with high waist, of plain design, and without back pockets.</p>	<p><u>Wear With</u></p> <ul style="list-style-type: none"> • Formal Dress Blue • Dinner Dress Blue Jacket • Dinner Dress White Jacket

3.C.8. Belts and Belt Buckles

Belts shall be worn with all trousers/slacks and skirts that have belt loops.

Item	Description	Related Information
BLACK BELT WITH BRASS TIP	The black web belt is made of 1 ¼ inch wide (nylon) black webbing with an attached brass colored clip end (metal tip).	<u>Wear With</u> <ul style="list-style-type: none"> • Brass Belt Buckle • Dress Blue Trousers
WHITE BELT	The white belt is made of 1 ¼ inch white webbing with brass colored clip end (metal tip).	<u>Wear With</u> <ul style="list-style-type: none"> • Brass Belt Buckle • White Dress Trousers • White Dress Skirt
BASIC RIGGERS BELT	The Basic Riggers belt (NSN: 8415-01-526-5551) is made of 1 ¾ inch wide black nylon fabric with a sewn on subdued, fast cinch buckle. When worn the bitter end should be behind but not past the first belt loop on the wearer’s left.	<u>Wear With</u> <ul style="list-style-type: none"> • ODU Trousers

Manner of Wear For Standard Brass Buckle

Men’s Shirt and Men’s Trousers

Align the belt so that the tab edge (metal tip) touches the wearer’s LEFT side of the buckle. Align the right side of the buckle with the opening of the shirt and opening of the fly, forming a straight line.

Women’s Shirt and Women’s Slacks


Align the belt so that the tab edge touches the wearer’s RIGHT side of the buckle. Align the left side of the buckle with the opening of the shirt and opening of the fly, forming a straight line.

Combination of Men’s and Women’s Shirt and Trousers

When wearing a shirt and trousers for different sexes, a shirt, trousers and fly alignment is unachievable. However, in all cases, the non-tab edge of the belt must align with the fly. When women trousers are worn, wear the belt clip end (metal tip) should face the wearer’s right. When men trousers are worn, wear the belt clip end (metal tip) on the wearers left side.




Men’s Buckle Alignment





Women’s Buckle Alignment


3.C.9. Formal Wear

Item	Description	Related Information
<p>CUMMERBUND</p>	<p>The cummerbund is made of gold acetate satin. It has pleats and measures 5 inches wide for men and 3-1/2 inches for women. When wearing the cummerbund, the pleat openings face upward.</p>	<p><u>Wear With</u></p> <ul style="list-style-type: none"> • Formal Dress Blue - (Women only) • Dinner Dress Blue Jacket • Dinner Dress White Jacket
<p>WAISTCOAT</p>  <p>Waistcoat shown under Dinner Dress Blue Jacket</p>	<p>The Waistcoat is made of white, conservatively woven pique, or other suitable material, with set-in lapel of same fabric as vest, and single-breasted with a welted pocket in each front section. Closure is by three 22-1/2 linge CG gold buttons on right front.</p>	<p><u>Wear With:</u></p> <ul style="list-style-type: none"> • Formal Dress Blue (Men only)

3.C.10. Shoes and Socks

Shoes will be made of smooth leather, combinations of synthetic materials and leather, or a high gloss synthetic leather substitute. Shoes with high gloss synthetic upper portions (generally known as Corfram™) will not be worn aboard Coast Guard vessels or aircraft unless specifically authorized by the commanding officer for short-term temporary uses.


Item	Description	Related Information
<p>DRESS SHOES</p> <p>Note: White shoes are for officers, and are worn with white uniforms only</p>  	<p><u>Oxfords</u></p> <p>The standard dress shoe is made of smooth black or white leather or a synthetic substitute of the lace-up, low cut plain oxford style without decoration. The heels will be no higher than one inch.</p> <p>For men stitching or seams across the toe (e.g., cap toe, wingtip, moc or apron toe, bicycle toe, etc) are not authorized. The sole edges, heels, and laces must be the same color as the shoe.</p>	<p><u>Wear Black Shoes With</u></p> <ul style="list-style-type: none"> • Formal Dress (Men only) • All Dinner Dress Jacket Uniforms (Men only) • Dinner Dress Blue (For men, and women when wearing trousers/slacks) • Full Dress Blue • SDB “A” • SDB • TB • WDB <p><u>Wear White Shoes With</u></p> <ul style="list-style-type: none"> • Dinner Dress White (Optional for women) • Full Dress White • Service Dress White
	<p><u>Women – Pumps and Flats</u></p> <p>Pumps or flats will be plain in style, with no decoration, made of smooth black or white, leather or high gloss material. Sole edges and heels will be the same color as the shoe. The heels and the toes will be closed in. The heel may be 1 to 2 5/8 inches high and no less than 1/2 inch wide at the floor. A flat wedge style sole which rises 1 inch is authorized. Pumps have been removed from the required Seabag and are now an optional item, but become mandatory if any of the optional skirts are worn.</p>	<p><u>Wear Black Pumps or Flats</u></p> <ul style="list-style-type: none"> • Dinner Dress Uniforms • Full Dress Blue (Optional) • SDB “A”(Optional) • SDB (Optional) • TB (Optional) • WDB (Optional) <p><u>Wear White Pumps With</u></p> <ul style="list-style-type: none"> • Full Dress White (Optional) • Service Dress White (Optional)



Item	Description	Related Information
<p>FORMAL DRESS SHOES (Women Only)</p>	<p><u>Formal Black Pumps</u> The formal black pumps may be made of suede, silk, or poie de soie with closed heels and toes.</p>	<p><u>Wear With</u></p> <ul style="list-style-type: none"> • Formal Dress Blue • Dinner Dress Blue Jacket • Dinner Dress White Jacket • Dinner Dress Blue
<p>SAFETY BOOTS</p> <p>Safety boots must be worn while performing work that requires protection of the feet</p> 	<p>The standard-issue safety boot is the Super Boot IV, plain black, quick-laced, high-top (Eight –Ten inch high) boot with a reinforced composite (not steel) toe. They are fully lined with waterproof Gortex™ liner, have a Vibram sole, brass eyelets with rubber coating, and black laces.</p> <p>Members may optionally wear boots with similar characteristics and appearance. Footwear must comply with the American Society for testing Materials (ASTM) Document number ASTM-F2413-05 (as updated on (3/11/05).</p>	<p><u>Wear With</u></p> <ul style="list-style-type: none"> • Operational Dress Uniform (ODU) • Unit issued organizational clothing
<p>BOAT SHOES</p> <p>May be authorized for small boat and cutter operations only, authorized when appropriate.</p>	<p>The authorized boat shoe is an optional item and must be dark brown leather, low cut shoe of moccasin type construction, with functional rawhide lacing with 6 to 10 brass eyelets (evenly divided per side). The sole will be white, slip resistant, and made of a non-marking material.</p>	<p><u>Wear With</u></p> <ul style="list-style-type: none"> • Operational Dress Uniform (ODU) • Unit issued organizational clothing <p>Safety boots should be worn/prescribed in cases where the nature of the work requires foot protection (personnel safety shall take precedence).</p>
<p>OVERSHOES</p>	<p>Overshoes optional item consisting of plain low cut black rubbers, high-top overshoes, or black rain/snow boots, free from adornment. The boot top will not be higher than the kneecap. Button, snap, zipper, hook and loop (Velcro™ type), etc. fasteners are allowed.</p>	<p><u>Wear With</u> All Uniforms</p> <p>Wear only during inclement weather with an outer garment and remove indoors.</p>



Item	Description	Related Information
SOCKS	BLACK SOCKS are made of undecorated, plain or ribbed knitted material. Knee length or mid calf socks are authorized.	<u>Wear With</u> All blue trousers/slacks (except when wearing pumps or flats)
	WHITE SOCKS are made of undecorated, plain or ribbed knitted material. Knee length or mid calf socks are authorized.	<u>Wear With</u> <ul style="list-style-type: none"> • All white trousers /slacks(except when wearing pumps or flats)
HOSIERY (Women Only)	Hosiery is described as nylons, pantyhose, and stockings. When hosiery is worn with a skirt it will be plain and approximate the wearer's flesh color. Black or flesh colored hosiery, including knee-high stockings, may be worn with oxfords, pumps, or flats when wearing slacks.	<u>Wear With</u> <ul style="list-style-type: none"> • All skirts • Slacks when worn with oxfords, pumps, or flats <p>Note: Hosiery is required when wearing pumps or flats.</p>


3.C.11. Outerwear



Only Coast Guard approved outerwear will be worn. When wearing outerwear with buttons and/or a belt, all will be fastened. When wearing any outerwear with zippers, they will be zipped a minimum of two-thirds closed. Pregnant women may adjust outerwear closure as needed to prevent discomfort.



Item	Description	Related Information
<p>WOOLY PULLY SWEATER (optional)</p> <p><u>Insignia</u> See Chapter 4.A. for the wear of appropriate insignia.</p> 	<p>The woolly-pully sweater is made from wool or synthetic yarns in a rib knit V-neck design with epaulets.</p> <p>When wearing the sweater with any open-collared shirt, wear the collar on the outside.</p>	<p><u>Wear With</u></p> <ul style="list-style-type: none"> • SDB (in lieu of SDB Coat except when SDB Coat is more appropriate) • TB • WDB • Maternity Uniform (except Jumper) <p>The sweater may be worn under the trench coat, reefer coat, foul weather parka II, and the windbreaker as long as it does not extend below the coat bottom.</p>
<p>CARDIGAN SWEATER (optional)</p> <p><u>Insignia</u> See Chapter 4.A. for the wear of appropriate insignia.</p>	<p>The button-front cardigan style sweater made of an acrylic/wool blend material with epaulets.</p> <p>When wearing the sweater with any open-collared shirt, wear the collar on the outside.</p> <p>Must remain buttoned at all times with the exception of expectant mothers, the sweater may be buttoned or unbuttoned after the first trimester of pregnancy.</p>	<p><u>Wear With</u></p> <ul style="list-style-type: none"> • SDB (in lieu of SDB Coat except when SDB Coat is more appropriate) • TB • WDB • Maternity Uniform (except Jumper) <p>Authorized for wear inside and outdoors within the limits of the Coast Guard unit/activity, and may be worn under other outerwear when traveling between Coast Guard units or between work and home (as long as it does not extend below the bottom of the outerwear.)</p>

Item	Description	Related Information
<p>WINDBREAKER</p> <p><u>Insignia</u> See Chapter 4.A. for the wear of appropriate insignia.</p> 	<p>A single-breasted polyester/wool blend material jacket with, plain collar, epaulets, zippered front closure, and a welt pocket on each forepart and removable vest style quilted liner. The zipper shall be zipped down 3 to 4 inches from the top, and the pull tab laid flat against the zipper.</p>	<p><u>Wear With</u></p> <ul style="list-style-type: none"> • SDB (in lieu of SDB Coat except when SDB Coat is more appropriate) • TB • WDB • Maternity Uniform * <p>May be worn indoors. May be worn with or without the quilted liner.</p> <p>*All maternity uniforms except Maternity ODU.</p>
<p>FOUL WEATHER PARKA II</p> <p><u>Insignia</u> See Chapter 4.A. for the wear of appropriate insignia.</p> 	<p>The foul weather parka II has a Coast Guard blue waterproof, laminated supplex nylon and Gore-Tex™ outer shell with foldaway hood. It has a tab on the front for placement of the embroidered FWPII fabric rank device that is mandatory for E-4 and above.</p>	<p><u>Wear With</u></p> <ul style="list-style-type: none"> • SDB • TB • WDB • ODU • Maternity Uniform <p>May be worn alone, or with the ODU Utility Jacket or optional fleece liner zipped in. Foldaway hood must be stowed away if not in use.</p> <p>Previous versions of the FWP may be optionally worn until no longer serviceable as long as the ODU top does not extend beyond the bottom hem of the FWP. All enlisted personnel are required to have the FWPII as a seabag item.</p>

Item	Description	Related Information
<p data-bbox="232 247 568 279">ODU UTILITY JACKET</p> <p data-bbox="232 321 341 352"><u>Insignia</u></p> <p data-bbox="232 357 609 430">See Chapter 4.A. for the wear of appropriate insignia.</p> 	<p data-bbox="633 247 966 720">A breathable jacket made of wind and rain repellent fabric. Jacket features a full zip-up collar and two zip front welt pockets. Waist drawstrings have barrel locks. It has a tab on the front for placement of the embroidered FWPII fabric rank device that is mandatory for E-4 and above.</p>	<p data-bbox="990 247 1136 279"><u>Wear With</u></p> <p data-bbox="990 283 1282 315">Foul Weather Parka II</p> <ul data-bbox="990 325 1291 399" style="list-style-type: none"> • ODU • Maternity Uniform <p data-bbox="990 430 1469 577">May be worn alone only with the ODU. May be worn as a zip in liner to the Foul Weather Parka II anytime the FWPII is authorized.</p> <p data-bbox="990 619 1453 724">Only small items shall be carried in the pockets and must not distort the look of the jacket.</p>
<p data-bbox="232 856 600 961">FLEECE LINER FOR THE FWP II (optional)</p> 	<p data-bbox="633 856 933 961">A FWP II fitted blue 100% fleece liner with waist draw string.</p>	<p data-bbox="990 856 1136 888"><u>Wear With</u></p> <ul data-bbox="990 892 1331 924" style="list-style-type: none"> • Foul Weather Parka II <p data-bbox="990 966 1380 1039">This liner when worn must be zipped into the FWP II.</p> <p data-bbox="990 1081 1421 1144">At no time will this be worn as a standalone jacket.</p>

Item	Description	Related Information
FWPII TROUSER (optional)	A Coast Guard blue waterproof, laminated supplex nylon and Gore-Tex™ outer shell with reinforced seat and knees, cargo pockets, and pass-through pockets.	<u>Wear With</u> Foul Weather Parka II Optional uniform item only worn during inclement weather when wearing FWPII.
REEFER COAT (optional) <u>Insignia</u> See Chapter 4.A.1. for the wear of appropriate insignia.	A Coast Guard blue, double-breasted, hip length coat, with convertible collar, set-in pockets and a single row of four 35-ligne Coast Guard gilt buttons in each fore part.	<u>Wear With</u> <ul style="list-style-type: none"> • SDB “A” • SDB • TB • WDB The reefer coat is no longer available for purchase, but may be worn until no longer serviceable.
TRENCH COAT <u>Insignia</u> See Chapter 4.A for the wear of appropriate insignia. 	A Coast Guard blue, double-breasted polyester/cotton coat with four-button closure, shoulder epaulets, belted waist, and has a removable liner of either a quilted or pile insulating material.	<u>Wear With</u> <ul style="list-style-type: none"> • All uniforms (except ODU) (The trench coat should extend to a point approximately two inches below the back of the knee when standing upright.)
BRIDGE COAT (optional) <u>Insignia</u> See Chapter 4.A for the wear of appropriate insignia.	A Coast Guard blue, calf length double-breasted coat made of wool-Melton type fabric with 35-ligne buttons and two ornamental belt sections attached by gold buttons at the rear waist of the coat.	<u>Wear With</u> <ul style="list-style-type: none"> • All dress uniforms


Item	Description	Related Information
<p>FORMAL CAPE (Women only)</p>	<p>A cape made of navy blue woolen fabric with a velvet collar, lined throughout with gold-colored cloth. The collar must be closed at the neck.</p>	<p><u>Wear With</u></p> <ul style="list-style-type: none"> • Formal Dress • Dinner Dress Blue Jacket • Dinner Dress White Jacket <p>The formal cape is a Navy special order item. Call 1-800-368-4088 for information.</p>
<p>EARMUFFS/EAR WARMERS (optional)</p>	<p>Earmuffs and ear warmers will be a plain, unadorned design and navy blue or black.</p>	<p><u>Wear With</u></p> <ul style="list-style-type: none"> • All uniforms <p>Wear the band either under the headgear or to the rear, below the headgear.</p>
<p>GLOVES</p> 	<p>BLACK - Only plain black leather or similar material gloves with matching stitching are authorized.</p>	<p><u>Wear With</u></p> <ul style="list-style-type: none"> ◆ All uniforms
	<p>WHITE - Only plain white cotton or synthetic material gloves with matching stitching are authorized. (Officers Only)</p>	<p><u>Wear With</u></p> <ul style="list-style-type: none"> • Formal Dress Blue • Dinner Dress Blue Jacket • Dinner Dress White Jacket • Dinner Dress Blue • Dinner Dress White • Full Dress Blue • Full Dress White <p>Gloves may be required for some ceremonial events.</p>

Item	Description	Related Information
<p>SCARVES (optional)</p> 	<p>BLACK scarves must be of conventional size and made of plain or unadorned tightly woven wool, silk, or synthetic material.</p>	<p><u>Wear Under</u></p> <ul style="list-style-type: none"> ● Windbreaker ● Foul Weather Parka II ● ODU utility jacket <p>Scarves are worn tucked in.</p>
	<p>WHITE scarves of conventional size and made of plain, unadorned tightly woven wool, silk, or synthetic material are authorized.</p>	<p><u>Wear Under</u></p> <ul style="list-style-type: none"> ● Reefer Coat ● Bridge Coat ● Trench Coat <p>Scarves are worn tucked in.</p>

3.C.12. Maternity Uniforms

Maternity uniforms may be worn by women during pregnancy and up to 60 days after returning from maternity leave. Commanding officers may authorize pregnant women to wear civilian clothing when there is no maternity uniform equivalent (e.g. Dinner Dress Uniforms) or when the maternity uniforms no longer fit comfortably. The type of civilian clothing must be comparable to the uniform the individual would normally wear. Mixing of civilian attire and military uniform is not authorized.

Rank and other insignia, badges, and nametags are worn in the same manner on maternity uniforms as on the corresponding uniforms they replace. Minor adjustments in placement are authorized to prevent discomfort and to present an orderly and balanced appearance. Outerwear may be worn unzipped, if necessary, when worn with maternity uniforms. The following items and quantities are required to be purchased with the maternity allowance once member is in the second trimester. A waiver may be requested from PSC-PSD (mu) if the circumstances dictate the need for the maternity uniform prior to the second trimester. Enlisted Supplementary Clothing Allowance is payable per Reference (e), Coast Guard Pay Manual, COMDTINST M7220.29 (series).

Item	Description	Related Information
<p>MATERNITY SERVICE DRESS BLUE JUMPER UNIFORM (1 required)</p> 	<p>The Air Force Maternity Dress jumper worn over the light blue, long or short sleeved maternity dress shirt with blue tab tie.</p>	<p><u>Equivalent to</u></p> <ul style="list-style-type: none"> SDB <p><u>Jumper Length</u> When hemming the jumper, finish the bottom of the skirt with a 2 to 3 inch hem parallel to the floor. The jumper hemline will fall no higher than the crease in the back of the knee or lower than 3 inches below the crease in the back of the knee.</p> <p>Name tag and ribbons should be centered across from the bottom point of the "V" in the neck line. Name tag on the right, ribbons on the left.</p> <p>Since there are no epaulets on the jumper, collar devices will be worn on the light blue shirts under the jumper.</p>

<p>MATERNITY DRESS SHIRTS (2 short sleeve required and 1 long sleeve required)</p>	<p>Light blue maternity shirt. These shirts are similar to the Tropical Blue uniform.</p> <p>Accoutrements shall be arranged in the same manner as the Tropical Blue; however they may be moved slightly from their normal position to take into account comfort.</p>	<p><u>Worn Alone as the Equivalent to</u></p> <ul style="list-style-type: none"> • SDB • TB <p>Worn with maternity jumper, slacks or skirt.</p>
<p>MATERNITY DRESS SLACKS (2 required)</p>	<p>The slack material is the same as used for the maternity jumper.</p>	<p><u>Equivalent to:</u></p> <ul style="list-style-type: none"> • Service Dress Slacks
<p>MATERNITY DRESS SKIRT (Optional)</p>	<p>The Coast Guard uses the Air Force maternity dress skirt. The skirt material is the same as used for the maternity jumper.</p>	<p><u>Equivalent to:</u></p> <ul style="list-style-type: none"> • Service Dress Skirt
<p>MATERNITY OPERATIONAL DRESS UNIFORM SHIRT (2 required)</p>	<p>A long sleeve single breasted design with concealed button closure, two breast pockets, adjustable side tabs at the waist, elbow patches and adjustable cuffs.</p>	<p><u>Equivalent to:</u></p> <ul style="list-style-type: none"> • ODU shirt • Worn with the maternity ODU trousers
<p>MATERNITY OPERATIONAL DRESS UNIFORM TROUSERS (2 required)</p>	<p>A stretch belly panel maternity slack with elasticized waistband and adjustable elastic draw cord. Featuring tow hip pockets, two cargo pockets and knee patches.</p>	<p><u>Equivalent to:</u></p> <ul style="list-style-type: none"> • ODU trousers • Worn with the maternity ODU shirt

3.C.13. Miscellaneous Articles

Item	Description	Related Information
BLOUSING BANDS	Elastic, Velcro™, or Spring bands can be used to blouse Operational Dress Uniforms (ODU) trouser legs over safety boots. Blousing bands will be located between the second and third eyelets from the top of the boot. Blousing bands should not be visible. Bootlaces should not show or dangle but must be concealed under the blousing band or tucked into the boot.	<u>Wear With</u> <ul style="list-style-type: none"> • ODU <p>Do not use when wearing oxfords or boat shoes.</p>
HANDBAGS (Women only)	<u>Standard Handbag</u> A handbag of plain, unadorned black, navy blue, or white (white is authorized with white uniforms) leather or synthetic material, with or without plain fold-over flap, not more than 12 inches wide, 8 inches high, and 5 inches deep. It may have a detachable shoulder strap and may be used with or without the strap.	<u>Wear With</u> <ul style="list-style-type: none"> • Full Dress Blue • Dinner Dress • SDB “A” • SDB • TB • WDB • ODU
	<u>Dress Handbag</u> The dress handbag used with the Formal Dress or Dinner Dress Jacket uniforms is a small clutch type black or white bag, (white is authorized with white uniforms) preferably with a collapsible handle.	<u>Wear With</u> <ul style="list-style-type: none"> • Formal Dress Blue • Dinner Dress Jacket
UMBRELLA	Only umbrellas with telescoping type shafts with straight handles and made of plain black or navy blue material are authorized. They must be carried in the left hand.	<u>Wear With</u> <ul style="list-style-type: none"> • All uniforms
SUSPENDERS (Men only)	Plain white suspenders without design or ornamentation are authorized.	<u>Wear With</u> <ul style="list-style-type: none"> • Formal Dress Blue • Dinner Dress Jacket <p>Suspenders are not worn without the appropriate jacket.</p>

3.D. Military Funeral Honors

3.D.1. Funeral Participants

The following are offered as uniform guidelines for military funerals:

- | | |
|--------------------------------------|-----------------|
| a. Escort Commander (Flag Presenter) | Full Dress Blue |
| b. Honor Guard Pallbearers | SDB "A" |
| c. Honorary Pallbearers | SDB "A" |

Other participants:

- | | |
|--------------------|---------|
| d. Flag Presenters | SDB "A" |
| e. Firing Party | SDB "A" |
| f. Ceremonial Band | SDB "A" |
| g. Bugle Player | SDB "A" |

White uniforms are optional in the summer.

Personnel will wear mourning badges at military funerals while serving as honorary pallbearers or the escort commander. Personnel otherwise attending military or civilian funerals in uniform may wear mourning badges at their discretion. The badge will be made of black crepe, three inches wide and sufficiently long to fit around the arm. These badges are normally furnished by the funeral director at no cost to the individual.

- a. Officers will wear the mourning badge on the left sleeve of the outer garment, halfway between the shoulder and elbow.
- b. Enlisted personnel will wear the mourning badge on the right sleeve of the outer garment, halfway between the shoulder and elbow.

3.D.2. Swords at Funerals

When the sword is worn, officers will also wear a mourning badge three inches wide and 20 inches long, knotted in the middle of the sword hilt.



3.E. Military Weddings

3.E.1. Wedding Attire

Groom and Best Man. May wear Formal Dress, Dinner Dress, Full Dress, SDB “A” uniforms or civilian attire.

Bride and Maid-of-Honor. May wear Formal Dress, Dinner Dress, Full Dress, SDB “A” uniforms, or civilian attire.

Ushers, Bridesmaids and Immediate Family. All uniformed participants should wear the same uniform, but may be different from those worn by the Bride, Groom, Maid-of-Honor, and Best Man.

Guests. Wear appropriate Service Dress uniforms.

3.E.2 Swords at Weddings

Swords are not usually carried into a house of worship, but the sword belt without scabbard may be carried with Full or Dinner Dress uniforms with end clips fastened together. If you plan to form an arch of swords, through which the bridal party will pass, swords should be drawn outside the house of worship.

3.F. Graduation Ceremonies

Participants in graduation ceremonies may not wear graduation caps, tassels, gowns or academic hoods with the Coast Guard uniform. The wearing of any civilian ceremonial regalia is prohibited while in uniform. Personnel awarded degrees above Bachelor of Arts or Sciences may drape the academic hood over the left forearm only.

3.G. Military Uniform Equivalents

Coast Guard	Navy	Marine Corps	Army	Air Force	When worn.
Formal Dress Blue Worn Year - Round	Formal Dress	Evening Dress	Blue Mess/ Evening Dress	Blue Formal Dress	Official formal evening functions after 6:00 PM. State occasions, diplomatic service (Equivalent to white tie).
Dinner Dress Blue Jacket Winter Functions	Dinner Dress Blue Jacket	Evening Dress	Blue Mess Dress	Blue Mess Dress	Evening wear for social functions of general or official nature. (Equivalent to black tie)
Dinner Dress White Jacket Summer/ Tropical	Dinner Dress White Jacket	Mess Dress	White Mess Dress	Blue Mess Dress	Summer evening formal functions, dinners, dinner dances or club affairs. (Equivalent to black tie)
Dinner Dress Blue Dinner Dress White (Officers only) Summer/ Tropical	Dinner Dress Blue Dinner Dress White	Dress Blue A Dress White A	Army Blue (bow-tie) Army White (bow-tie)	Ceremonial Dress Blue Ceremonial Dress White	Same as Dinner/Mess Dress but less formal occasions requiring more formality than service uniforms.
Full Dress Blue Worn Year - Round	Full Dress Blue	Dress Blue A or B	Class A Army Green/Blue	Ceremonial Dress Blue	Worn year-round for Change of Command ceremonies, parades, and reviews when special honors are being paid, such as official visits of and to U.S. and foreign officials.


Coast Guard	Navy	Marine Corps	Army	Air Force	When worn.
Full Dress White (FDW) Summer/ Tropical (Officers only)	Full Dress White	Dress White A or B	Army White	Ceremonial Dress White	Same as above as summer or tropical uniform.
Service Dress Blue (SDB) Worn Year-Round	Service Dress Blue	Service A	Class A Army Green	Service Dress	Business and informal social occasions as correct for local custom.
Service Dress White (SDW) Summer/ Tropical	Service Dress White	Service A	Army White	Service Dress	
Tropical Blue (TB) Worn Year - Round	Summer Khaki or Whites	Service C	Class B Army Green	Service Uniform	To compensate for climate variations as per prescribing authority and where coat and tie are not required or expected
Winter Dress Blue (WDB)	Winter Blue Aviation Working Green	Service B	Class B Army Green	Service Uniform	
Operational Dress Uniform (ODU) Year - Round	Navy Working Uniform	Utility	Battle Dress	Utility	May be worn while commuting and brief stops for gas or drive thru. This is not a liberty uniform. ODUs are allowed for wear while traveling on TDY (on commercial -air, bus, train, etc) with standard ball cap.

CHAPTER 4 – INSIGNIA, DEVICES, MEDALS/AWARDS


4.A. Grade/Rank Insignia

4.A.1. Commissioned and Chief Warrant Officers

Officer ranks are represented by shoulder boards, sleeve striping, metal or embroidered shoulder and collar insignia. Shoulder boards show an officer's grade and branch of service and in the case of chief warrant officers their specialties. Hard and enhanced shoulder boards are available in full or $\frac{3}{4}$ size to better fit the shoulders of the wearer. Coast Guard flag officer shoulder boards consist of 1 $\frac{1}{2}$ -inch gold lace on blue shoulder boards. The gold lace is embroidered with a silver fouled anchor with a silver shield superimposed on the shank. The fluke with the overlapped chain points to the front of the wearer.

Wear hard shoulder boards  on

- Dinner Dress White Jacket
- Dinner Dress White
- Full Dress White
- Reefer Coat
- Bridge Coats (with shoulder loops)


Wear enhanced shoulder boards  on:

- Light Blue Shirt (long and short sleeved)
- Cardigan Sweater (except on Winter Dress Blue uniform)
- Wooly-Pully Sweater (except on Winter Dress Blue uniform)
- Bridge Coats (with epaulets)


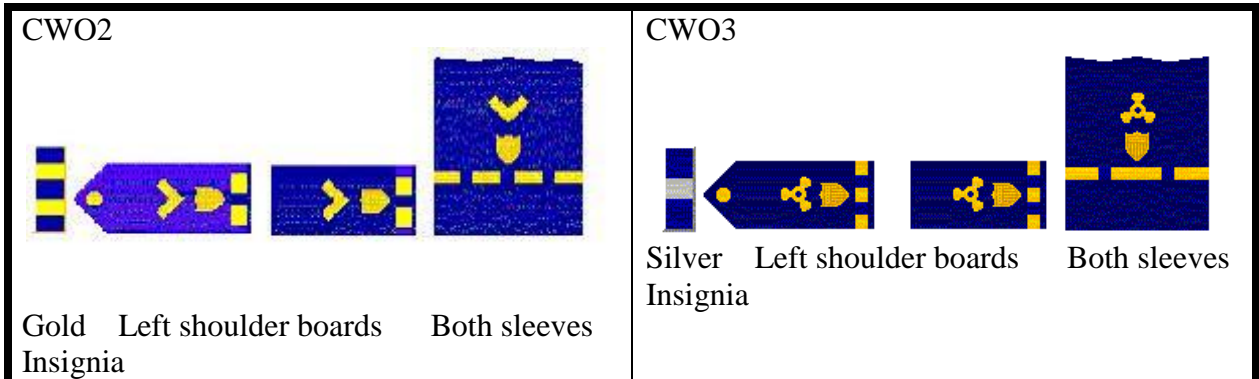
The placement of sleeve accouterments applies to both right and left sleeve for officers and chief warrant officers. Officer sleeve striping for O-1 through O-6 consists of $\frac{1}{2}$ and $\frac{1}{4}$ inch gold stripes, and 2 and $\frac{1}{2}$ inch gold stripes for O-7 through O-10. Chief warrant officer sleeve striping consists of a $\frac{1}{2}$ inch gold stripe with blue breaks denoting the individual's grade. The stripes are placed on the sleeve parallel and 2 inches from the cuff with each subsequent stripe placed $\frac{1}{4}$ inch apart moving up the arm. Sleeve striping must be sewn into the back seam of the coat sleeve only. Gold shields are sewn $\frac{1}{4}$ inch above the top most stripe, centered on the outside of the sleeve. The gold shield is not used on the Dinner Dress White Jacket, Dinner Dress White, Full Dress White, and Service Dress White uniforms. The CWO specialty insignia is not worn on the sleeve of the Dinner Dress Blue Jacket Uniform or Formal Dress Uniforms. For Chief warrant officers only, the right collar insignia denotes the individual's grade, and the specialty insignia is worn on the left collar as seen in Chapter 4.A.3.

Officer Rank Insignia

<p>O-1 Ensign</p> <p>Hard Board Enhanced Board</p>	<p>O-2 Lieutenant (Junior Grade)</p>
<p>O-3 Lieutenant</p>	<p>O-4 Lieutenant Commander</p> <p>Gold Oak Leaf Left Shoulder</p>
<p>O-5 Commander</p> <p>Silver Oak Leaf Left Shoulder</p>	<p>O-6 Captain</p> <p>Right Collar Left Collar Left Shoulder</p> <p>* Note: the Eagle is always facing forward, in cases where there is no fore/aft orientation; the eagle shall face to the wearer's right (i.e., ball cap).</p>
<p>O-7 Rear Admiral (Lower Half)</p> <p>Left Collar</p> <p>Forward Forward Left Shoulder</p>	<p>O-8 Rear Admiral</p> <p>Left Collar</p> <p>Forward Forward Left Shoulder</p>






















Chief Warrant Officer Rank Insignia




4.A.2. Warrant Officer Specialty Markings

Direction of devices appears as they would on the left sleeve, left shoulder board, and the left collar device.

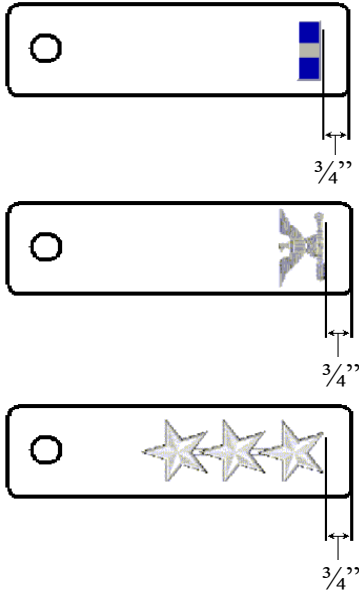
	<p>Aviation Engineering (AVI): Two bladed; vertical propeller with wings placed on the sleeve with the wings parallel to the stripe.</p>		<p>Investigator (INV): Collar Insignia: Gold block letters “INV” superimposed on a gold law enforcement badge. Sleeve/Shoulder Insignia: Scale of justice with a superimposed law enforcement badge.</p>
	<p>Bandmaster (BNDM): Lyre placed on the sleeve with the longer dimension perpendicular to the stripe and the base down.</p>		<p>Intelligence System Specialist (ISS): Crossed quill to the front over a lightning bolt pointing down, placed on the sleeve with points down.</p>
	<p>Boatswain (BOSN): Two crossed fouled anchors placed on the sleeve with the crowns down.</p>		<p>Marine Safety Specialist Deck (MSSD): Fouled anchor with life ring, bent end of anchor stock facing forward Effective 2015</p>
	<p>Diving Specialist (DIV): Two upright sea horses facing a diving helmet and two tridents projecting upward from the helmet.</p>		<p>Marine Safety Specialist Engineer (MSSE): Four-bladed propeller surrounded by a twelve-toothed external gear.</p>
	<p>Electronics (ELC): Helium atom placed on the sleeve with the horizontal electron orbit parallel to the stripe, with star to the front.</p>		<p>Marine Safety Specialist Response (MSSR): Trident rising through a wave. Prior to 2015, the current MSSR insignia was used for the MSSD specialty.</p>

	<p>Finance & Supply (F&S): Sprig of three oak leaves placed on the sleeve with stem down and to the front.</p>		<p>Maritime Law Enforcement Specialist (MLES): Diamond shaped emblem with a solid law enforcement badge with a Coast Guard shield embedded</p>
	<p>Material Maintenance (MAT): Carpenter's square placed on the sleeve with the right angle down and the arm inscribed with lines to the front.</p>		<p>Personnel Administration (PERS): Two crossed quill pens placed on the sleeve with the nibs down, with the upper quill pointing to the front</p>
	<p>Information Systems Management (ISM): Collar Insignia: Gold French style telephone touching the top of a globe design. Sleeve/Shoulder Insignia: French style telephone hovering above a globe design.</p>		<p>Port Safety & Security (PSS): Diamond shaped emblem with a law enforcement badge in its center. (Reserve only)</p>
	<p>Medical Administration (MED): Caduceus placed on the sleeve with the staff perpendicular to the stripe.</p>		<p>Public Information (INF): Camera placed on the sleeve in an upright position with the bottom parallel to the stripe and lens aperture to the front.</p>
	<p>Naval Engineering (ENG): Three-bladed propeller placed on the sleeve with two blades down</p>		<p>Weapons (WEPS): Flaming spherical shell placed on the sleeve with the flame upward.</p>

	<p>Operations Systems Specialist (OSS): A-scope on an arrow; arrow pointing diagonally upward and to the front.</p>
---	--

4.A.3. Officer Rank Insignia Placement

Windbreaker and Trench Coat



Larger metal shoulder rank insignia are worn on outerwear epaulets so that the outer edge of the insignia is parallel to and 3/4 inch from the straight side of the epaulet.

Bridge Coat (and legacy Reefer Coat)

Officers Shall wear the appropriate shoulder boards for their model coat.

- Loops – Hard Shoulder Boards
- Epaulets – Enhanced Shoulder Boards

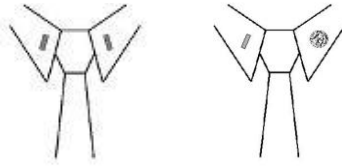
Foul Weather Parka II



For CWO, O-1 through O-6, embroidered FWPII fabric rank device is worn centered on the Velcro tab on front of coat.
 For O-7 and above, stars on the embroidered FWPII fabric rank device are worn with the point up and in a vertical line centered on the tab.

*CG Academy Cadets and Officer Candidate School students are authorized to wear metal collar insignia on the FWPII tab.

Winter Dress Blue Shirt



CWO and O-1 – O6 Collar rank insignia are centered between the top and bottom collar edges. The center of the insignia is parallel and one inch from the leading edge of the collar. CWO's will place their designator on the left and rank on the right.

Operational Dress Shirt



Only embroidered collar rank insignia are authorized on the ODU.

Collar rank insignia are centered on the collar, along an imaginary line bisecting the angle of the collar point that runs through the middle of the insignia.

Collar rank insignia with exception of embroidered O-3 and O-6 will be placed 1 1/8 inch from collar point. O-3 and O-6 will be placed 1 1/2 inch from bisecting collar point.

*CG Academy Cadets and Officer Candidate School students are authorized to wear metal collar insignia on the ODU.

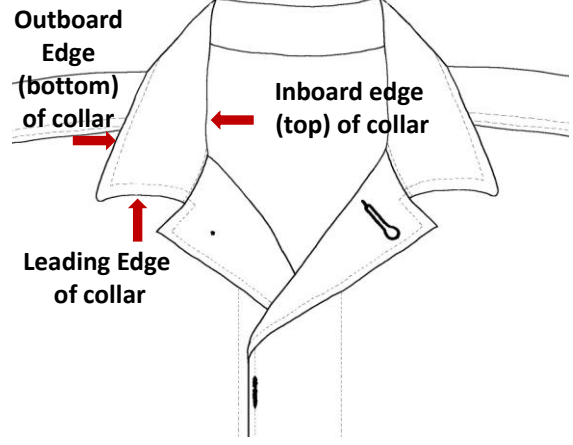
Admiral Stars

Winter Dress Blue

Admiral Stars shall be point-to-point. With the single top point(s) facing inboard (towards the neck), the center of the first star is placed one inch in from the collars leading edge and one inch down from the collars inboard (top) edge with additional stars running parallel to the collars inboard (top) edge.

Operational Dress Uniform

Admiral Stars shall be point-to-point, with the single point(s) facing inboard (towards the neck), the center of the first star is placed one inch in from the collars leading edge and one inch up from the collars outboard (bottom) edge with additional stars running parallel to the collars outboard (bottom) edge.










Point-to-Point Star description



4.A.4. Officer Headgear Insignia

Combination Cap

For all officers, the combination cap insignia will consist of a gold spread eagle approximately 2 ¾ inches high. The cap insignia may be embroidered or made of metal with appropriate plating to simulate gold or silver. Attach the insignia to the mount of the combination cap band.

	 <p>O-1 Through O-4 And all CWOs</p>	 <p>O-5 and O-6</p>	 <p>O-7 Through O-10</p>
	 <p>O-1 Through O-4 And all CWOs</p>	 <p>O-5 and O-6</p>	 <p>O-7 Through O-10</p>

Garrison Cap

When wearing the garrison cap, cap insignias are worn as follows:


The left insignia on the garrison cap will consist of the miniature version of the eagle worn on the combination cap.

The right insignia on the garrison cap will be of the same design as the collar insignia.

The insignia are positioned on the left or the right equally.



The center of both insignia are placed 1½ inches from the bottom of the cap, and 2 inches right or left of the front crease.


<p>Standard Ball Cap and Unit Ball Cap</p> <p>The insignia worn on the ball cap will be the standard metal collar insignia. All insignia will be centered on the front of the cap so as to not interfere with the lettering. Standard Ball Cap - Centered between the lettering and the bill of the cap. Unit Ball Cap - Centered between the lettering above and lettering below. O-6 insignia is worn with the eagle facing the wearer's right.</p> <p>Brim shall have a natural curve. Flat or creased brims are not authorized.</p>	
--	---






4.A.5. Enlisted Rate/Pay Grade Insignia

Enlisted rate/pay grade insignia consist of embroidered and metal collar insignia and embroidered sleeve markings. All insignia will be machine or hand-stitched in place using thread the color of the uniform with a minimum of six stitches per inch. Collar insignia will consist of metal or embroidered collar insignia indicating the wearer's rate/pay grade. There will be no mixing of the two types of collar insignia. The insignia is worn on both collars of all uniform shirts, except for the white dress shirt.

During wartime or other emergency conditions, the senior officer present may require subdued insignia for all personnel when the wearing of normal metal bright finish insignia would be considered hazardous.

Although, metal collar insignia are standard, embroidered sew-on cloth collar insignia are standard on the Operational Dress Uniform (ODU) only.

<p>Enlisted Rate/Pay Grade Insignia</p>	
<p>The chief petty officer collar insignia will consist of a 15/16 inch gold metal fouled anchor with a silver shield superimposed on the shank. One, two, or three stars are attached to the stock to designate senior and master chief petty officers and the Master Chief Petty Officer of the Coast Guard, respectively.</p>	 <p>CPO SCPO MCPO MCPOCG</p>

<p>Enlisted Rate/Pay Grade Insignia</p>	
<p>The petty officer collar insignia consists of one, two, or three metal, gold chevrons indicating third class, second class, and first class respectively; mounted under a silver Coast Guard shield.</p>	<div style="display: flex; justify-content: space-around; align-items: center;"> <div style="text-align: center;">  <p>Third Class</p> </div> <div style="text-align: center;">  <p>Second Class</p> </div> <div style="text-align: center;">  <p>First Class</p> </div> </div>
<p><u>Light Blue Long And Short Sleeved (With Or Without Tie), and Winter Dress Blue Shirt</u></p> <div style="text-align: center;">  </div> <p>Collar insignia are centered between the visible top & bottom collar edges & center of device is one (1) inch and parallel from the leading edge.</p>	<p><u>Operational Dress Uniform Shirt</u></p> <div style="text-align: center;">  </div> <p>Collar rank insignia are centered on the collar, along an imaginary line bisecting the angle of the collar point.</p>

Enlisted Rate/Pay Grade Insignia

Insignia placement (E-7 – E-9 and MCPOCG only) on windbreaker, Trench Coat.

Windbreaker and Trench Coat:



Metal collar insignia are centered between the top and bottom edge of the collar with the center of insignia being 1” from and parallel to leading edge.

Bridge Coat/**Reefer Coat:**

No metal insignia is authorized

Insignia placement for E-4 – E-9 and MCPOCG for Foul Weather Parka II or the ODU Utility Jacket.

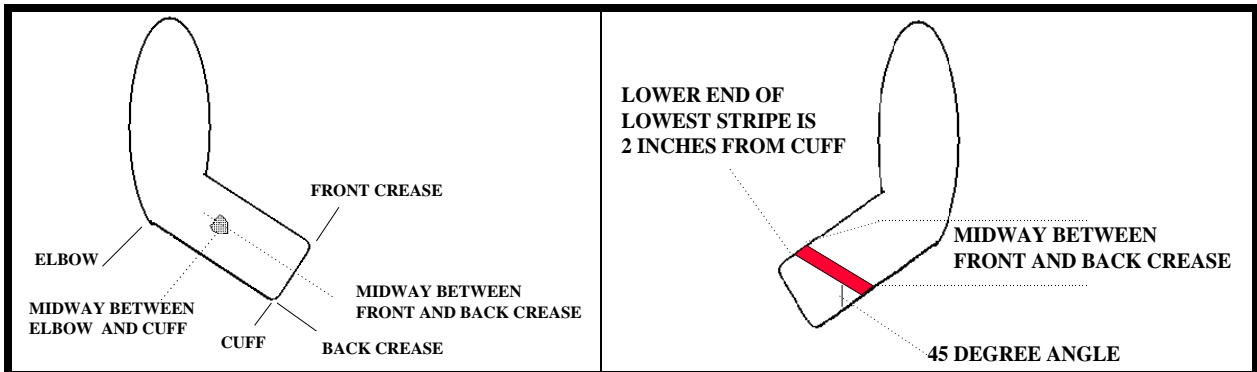


Embroidered FWPII fabric rank device is worn centered on the Velcro tab on the front of the FWPII or ODU Utility jacket.

4.A.6. Enlisted Sleeve Insignia

Shield insignia on all Service Dress and Dinner Dress uniforms are embroidered gold lace with the background of the same color as the jacket. Enlisted personnel will wear one gold shield sleeve insignia on the outer right sleeve. The shield will be placed midway between the elbow and cuff, and midway between the front and back crease, as shown below.

Enlisted service stripes consist of embroidered diagonal stripes to indicate the length of service. One service stripe will be worn for each full four years of active or reserve service in any of the Armed Forces, including the National Guard, or any combination thereof. The color of the service stripes for E-4 through E-6 is scarlet for all jackets except the Dinner Dress White Jacket, those service stripes are navy blue. The color of the service stripes worn by E-7 through E-9 including the MCPOCG is gold for all jackets. The backing material for all service stripes shall match the color of the jacket. Each stripe will be 5 ¼ inches long, 3/8 inch wide. The stripes are worn on the outer left sleeve of the blue Service Dress Coat and Dinner Dress jacket. The stripe is placed diagonally at a 45-degree angle with the lower edge of the lowest stripe 2 inches from the cuff. The end seams of the stripe are placed midway between the front and back crease. When more than one stripe is worn, they must be spaced ¼-inch apart.






4.A.7. Enlisted Non-Rate/Rating Designator Marks


Enlisted non-rate marks for pay grades E-1 through E-3 will consist of short diagonal stripe(s) sewn on a blue background. White stripes indicate seaman, red stripes indicate fireman, and green stripes indicate airman.

The non-rate marks will be sewn on the outer side of the left sleeve of the blue service dress coat. The device is placed midway between the shoulder and the elbow, and midway between the front and back crease.

Rating designator designate enlisted personnel, pay grades E-2 and E-3, for the rating of which they are qualified, and marks are on a blue background and consist of the same type of specialty insignia used in pay grades E-4 through E-9.

<p>Seaman Recruit (E-1) 1 White stripe:</p> 	<p>Seaman/Fireman/Airman Apprentice (E-2) 2 stripes:</p>  <p>White -Seaman Apprentice Red -Fireman Apprentice Green - Airman Apprentice</p>	<p>Seaman/Fireman/Airman (E-3) 3 stripes:</p>  <p>White - Seaman Red - Fireman Green - Airman</p>
---	--	--

The rating designator is placed on the left coat sleeve, centered directly above and on the seam of the non-rate mark or may be an all-in-one patch that has the two combined. Both are located in the same position. The combined patch can be carefully cut and sewn to fit E-1 to E-3.












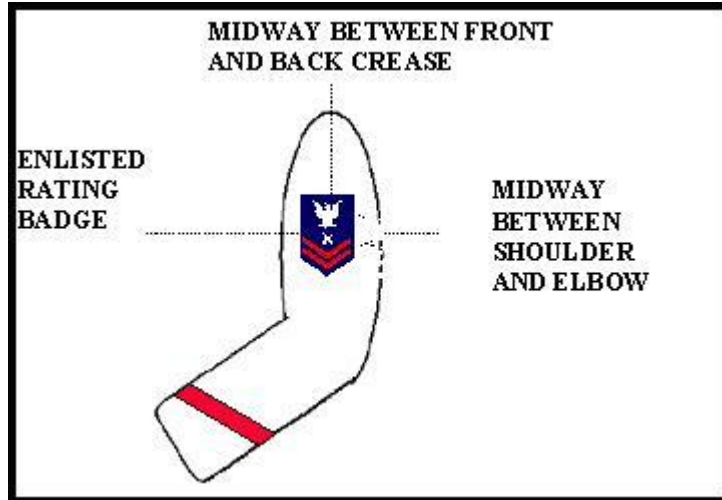
4.A.8. Rating Badge

The rating badge indicates the wearer's rate/pay grade. It consists of a perched eagle with the wings extended upward and the head to eagle's right. Chevron(s) and star(s) indicate the wearer's pay grade. The color of the chevrons for E-4 through E-6 is scarlet with the background the same color as the jacket. Stripes worn on the Dinner Dress White Jacket have a white background with navy blue stripes. The color for the chevrons worn by E-7 through E-9 including the MCPOCG is gold with the background the same color as the jacket.













A rating emblem placed between the eagle and the chevron(s) indicates the wearer's rating. MCPOCG and Area level Gold Badge Command Master Chiefs including the CGRF-MC will wear a gold shield with Gold stars as their rating badge. All other Gold Badge Command Master Chiefs will wear a silver shield with silver stars as their rating badge. All other E-7 through E-9 will have a rating emblem placed between the eagle and the chevron(s) indicating the wearer's specific rating.










The badge will be placed on the outer side of the left sleeve of the Service Dress Blue coat and both Dinner Dress Jackets. The badge is placed midway between the shoulder and the elbow, midway between the front and back crease. (Rating badges shall have a hem allowing for no more than ¼ inch excess fabric at the top or bottom prior to placement.)

 <p>3rd Class Petty Officer (E-4)</p>	 <p>2nd Class Petty Officer (E-5)</p>	 <p>1st Class Petty Officer (E-6)</p>	 <p>Chief Petty Officer (E-7)</p>	
 <p>Senior Chief Petty Officer (E-8)</p>	 <p>Master Chief Petty Officer (E-9)</p>	 <p>Gold Badge Command Master Chief</p>	 <p>AREA Level Command Master Chief</p>	 <p>Master Chief Petty Officer of the Coast Guard</p>





4.A.9. Enlisted Ratings

	<p><u>Aviation Maintenance Technician (AMT)</u></p> <p>A two-bladed winged propeller.</p>		<p><u>Electronics Technician (ET)</u></p> <p>A helium atom about which revolve two electrons.</p>
	<p><u>Aviation Survival Technician (AST)</u></p> <p>A winged flaming spherical shell with parachute.</p>		<p><u>Food Service Specialist (FS)</u></p> <p>Crossed quill and wheat spike with a key across top.</p>
	<p><u>Avionics Electrical Technician (AET)</u></p> <p>A winged helium atom about which revolves two electrons.</p>		<p><u>Gunner's Mate (GM)</u></p> <p>Crossed gun barrels with muzzles up.</p>
	<p><u>Boatswain's Mate (BM)</u></p> <p>Crossed anchors with crowns down.</p>		<p><u>Health Services Technician (HS)</u></p> <p>A caduceus.</p>
	<p><u>Damage Controlman (DC)</u></p> <p>Crossed fire axe and maul with handles down and axe blade to the front.</p>		<p><u>Information Systems Technician (IT)</u></p> <p>A globe with lines of embroidery representing lines of latitude and longitude, with a french type telephone above it.</p>
	<p><u>Diver (DV)</u></p> <p>Diver helmet.</p>		<p><u>Intelligence Specialist (IS)</u></p> <p>Crossed quill and lightning bolt, both pointing down; pen on top with quill to the back.</p>

	<p><u>Electrician's Mate (EM)</u></p> <p>A globe with lines of embroidery representing lines of latitude and longitude.</p>		<p><u>Operations Specialist (OS)</u></p> <p>An A-Scope superimposed on an arrow. Arrow is pointing diagonally upward and to the front</p>
	<p><u>Machinery Technician (MK)</u></p> <p>Face of an eight-toothed gear.</p>		<p><u>Public Affairs Specialist (PA)</u></p> <p>A camera surcharged with a quill pen</p>
	<p><u>Marine Science Technician (MST)</u></p> <p>A trident rising through waves</p>		<p><u>Storekeeper (SK)</u></p> <p>Crossed keys with stems down and webs outward</p>
	<p><u>Maritime Enforcement (ME)</u></p> <p>Law enforcement shield with a Coast Guard shield embedded.</p>		<p><u>Yeoman (YN)</u></p> <p>Crossed quill pens with nibs pointing down</p>
	<p><u>Musician (MU)</u></p> <p>A lyre.</p>		





Reserve-Specific Ratings

	<p><u>Investigator (IV)</u></p> <p>Scales of justice with a superimposed law enforcement badge.</p>		<p><u>Port Securityman (PS)</u></p> <p>Block letters "PS" superimposed on a law enforcement badge.</p>
---	--	--	---

4.A.10. Enlisted Headgear Insignia

Combination Cap

For E-6 and below, the insignia is a 1¾ inch silver and gold Coast Guard medallion. Attach the insignia to the mount of the combination cap band. For E-7 through E-9 and MCPOCG, the combination cap insignia is a gold-colored fouled anchor 1¾ inches long, including ring and fouling, with the appropriate number of stars affixed to the ring or stock of the anchor. The insignia are mounted on the combination cap band.

E-7 through E-9 and MCPOCG	E-6 and below
	
	

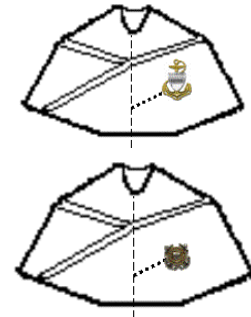
Garrison Cap

Cap devices are worn on the wearer's left as follows:

For E-1 through E-3 a miniature version of the Coast Guard medallion, approximately 1 inch in size.

For E-4 through E-6 appropriate collars rate/pay grade insignia.

For E-7 through E-9 and MCPOCG, the garrison cap anchor is approximately 1-3/8 inches high.



The center of the insignia is placed 1½ inch from the bottom of the cap, and 2 inches back from the front crease.

Standard Ball Cap and Unit Ball Cap

The insignia worn on the ball cap will be the standard metal collar insignia. All insignia will be centered on the front of the cap so as to not interfere with the lettering. Standard Ball Cap - Centered between the lettering and the bill of the cap. Unit Ball Cap - Centered between the lettering above and lettering below. Brims shall have a natural curve (as seen in the example to the right). Flat or creased brims are not authorized.



4.B. Qualification Insignia, Devices, and Badges

4.B.1. Insignia

Insignia denote a significant level of qualification or designation in specialized fields that meet an established standard of knowledge, training, and experience.

When wearing ribbons or medals, a member may wear up to two insignia in accordance with the specific guidelines below. When wearing two insignia, wear the insignia most applicable to the current assignment uppermost. Otherwise, wear the most recently earned uppermost.

Full-size qualification insignia are worn on all uniforms except miniature insignia are worn on the Dinner Dress and formal uniforms

Care of metal insignia: Use soap and water to clean the gold-filled parts and the sterling silver rhodium finished parts of metal insignia. The polishing or high gloss plating of Coast Guard qualification insignia originally finished in a single color (completely gold, silver, satin antique pewter or satin antique gold colored finishes) is authorized.

Personnel must make this modification at their own expense. Polished or high gloss insignia are authorized for optional wear unless prohibited by the uniform prescribing authority.






Metal insignias are worn on all uniforms with the exception of the Operational Dress Uniform. A single temporary or permanent embroidered insignia may be worn on the ODU, sewn on and centered directly above the “U. S. COAST GUARD” tape. The single insignia should represent applicable qualifications or most recently earned as appropriate.





Embroidered insignia should be obtained from Coast Guard approved sources (i.e., Uniform Distribution Center, Coast Guard Exchange System, or Coast Guard Exchange approved contract vendors). From these sources, the fabric strip on which the insignia are embroidered will be rectangular and will be the same length as the “U. S. Coast Guard” tape.







The insignia must be sewn either by machine or hand, at a minimum of six stitches per inch, directly above the Coast Guard tape using thread the same color as the background of the insignia. Insignia must not be shorter than, nor extend beyond, the width of the ODU breast pocket.






4.B.1.a. Coast Guard Insignia






The Coast Guard insignia listed below are authorized for wear on the Coast Guard uniform. In addition, Coast Guard officers and enlisted members who while a member of the Coast Guard, have earned qualification insignia from another United States military service are authorized to wear said insignia on the Coast Guard uniform as described in this section. See Reference (f), Military Qualifications and Insignia, COMDTINST M1200.1 (series) for specific Coast Guard insignia qualification standards and awarding authority.

Description	Insignia
<p>Aviator A gold-toned, winged insignia with a fouled anchor behind a shield in the center.</p>	
<p>Air Crew A gold-toned, winged insignia with an anchor and the letters "AC" inscribed. Enlisted members qualified for aircrew duties that subsequently advance to officer status may continue to wear the aircrew insignia.</p>	
<p>Flight Officer A gold-toned, winged insignia behind a shield in the center.</p>	
<p>Flight Surgeon A gold-toned, winged insignia with a silver caduceus superimposed on a shield in the center.</p>	
<p>Aviation Rescue Swimmer A gold-toned, winged insignia with the "Star of Life" and crossed scuba diver fins. Once qualified the member will wear this insignia in lieu of the aircrew insignia.</p>	

Description	Insignia
<p>Astronaut A gold-toned, winged insignia with crossed anchors overlaid with a shield and shooting star.</p>	
<p>Aviation Mission Specialist A gold-toned, winged insignia silver anchor on a gold background encircled in a silver ring.</p>	
<p>Cutterman A gold-toned (officers) or pewter-toned (enlisted) insignia with a shield on a five-pointed star superimposed on a ship's wheel centered over stylized waves.</p> <p>Enlisted members eligible to wear the permanent Cutterman insignia who are subsequently commissioned (including chief warrant officers) must refer to the Cutter Training and Qualification Manual, COMDTINST M3502.4 (series) to determine which version of the Cutterman insignia is appropriate for wear for their individual circumstance.</p>	
<p>Boat Force Operations <u>Solid Pewter-Toned Insignia:</u> A pewter-toned insignia with an eight-point compass rose, over a crossed boat hook and oar centered over stylized waves.</p> <p><u>Solid Pewter and Gold-Toned Insignia (advanced qualification):</u> The insignia as described above except that the compass rose is a polished gold color and the stylized waves and oars are pewter.</p>	

Description	Insignia
<p>Coxswain A pewter-toned insignia with curled stylized waves and crossed oars with a compass rose superimposed.</p>	
<p>Enlisted Expeditionary Warfare Specialist A polished silver insignia of a bow of a patrol craft on a crossed rifle and sword against a background of ocean swells.</p>	
<p>Surfman A pewter-toned insignia of a life buoy crossed with two boat oars. Surfman is a more advanced qualification and is always worn in lieu of Coxswain insignia.</p>	
<p>Scuba Diver A gold-toned (officers) or pewter-toned (enlisted) insignia with a wet suit hood, facemask, and breathing apparatus.</p>	
<p>Second Class Diver A pewter-toned insignia with a diving helmet and breastplate.</p>	
<p>First Class Diver A pewter-toned insignia with a diving helmet and breastplate surrounded by sea serpents.</p>	

Description	Insignia
<p>Master Diver A pewter insignia with the same design as the Diving Officer.</p>	
<p>Diving Officer A matte gold-toned insignia with two upright sea horses facing a diving helmet and two tridents projecting upward from the helmet. A double carrick bend is superimposed on the breastplate.</p>	
<p>Diving Medical Technician A pewter-toned insignia with two upright sea horses facing a diving helmet and two tridents projecting upward from the helmet. A caduceus is superimposed on the breastplate.</p>	
<p>Port Security A gold-toned (officers) or a pewter-toned (enlisted) insignia with two seahorses facing outward from a Coast Guard shield on two crossed swords and a trident on a background of stylized waves.</p>	 

Description	Insignia
<p>Marine Safety A pebble-finished rectangle with a polished gold horizontal trident and a centered compass rose. A line entwines the trident and compass rose. Centered on the compass rose is a polished silver shield.</p>	
<p>Law Enforcement Detachment and Tactical Law Enforcement Team A polished gold insignia, with a ribbon on the top edge. A compass rose and a silver shield are centered on the insignia between two crossed swords. Across the bottom the insignia reads: "TACTICAL LAW ENFORCEMENT."</p>	
<p>Coast Guard Ceremonial Honor Guard A gold-toned metal oval insignia. This insignia is authorized for past and present members assigned to the Ceremonial Honor Guard.</p>	
<p>Company Commander A gold-toned oval with the Coast Guard Shield and two crossed swords on a background of stylized waves placed between the words "Company Commander".</p>	
<p>Physician Assistant and Nurse Practitioner A one-inch gold shield with a silver caduceus centered on shield. (There is no miniature version.)</p>	

4.B.1.b. Prior Service Insignia

Prior service Coast Guard members who have earned qualification based insignia from their former U.S. Military Service may optionally wear one qualification based insignia. Note: this section does not change the authority in Chapter 4.B.1.a for Coast Guard members to wear other U.S. Military Service insignia earned while in the Coast Guard. However, no more than two insignia are authorized for wear at any one time.

- (1) **Requirements:** The following conditions apply regarding the authority to the wear of prior service insignia:
- a. One prior service insignia may be worn on dress uniforms (Dress uniforms include all uniform configurations except for the ODU).
 - b. Prior service insignia must be a qualification type insignia. The following are not authorized for wear on Coast Guard uniforms (not all inclusive): Prior service command type insignia, special assignments (to include duty badges), shoulder tabs (ranger, special forces, etc.), marksmanship or weapons qualifications, driver and mechanic, positional related (command advisor, counselor, instructor, recruiter, etc.).
 - c. Members who received authorization from PSC-PSD (ma) for the Combat Action Ribbon due to a prior service award of the Army Combat Action insignia may not wear both the CG issued Combat Action Ribbon and the Army insignia simultaneously.
 - d. Only permanent insignia where the right to wear the insignia has not been specifically revoked, and the issuing Service has not otherwise restricted the wear are authorized for wear on the Coast Guard uniform.
 - e. Coast Guard insignia shall take precedence over prior service insignia. Thus, members with two or more Coast Guard insignia are only authorized to wear Coast Guard insignia. Members who have one Coast Guard insignia must wear the Coast Guard insignia in the upper position and may wear one authorized prior service insignia in the lower position (1/4 inch below upper edge of pocket flap). In cases where a member has no Coast Guard insignia the authorized prior service insignia will be worn in the lower position. At no time shall prior service insignia be worn above the ribbon bar.
 - f. Prior service insignia that due to size or configuration exceed the margins of the pocket flap (of blue shirt or SDB Jacket) are not authorized for wear on Coast Guard uniforms. In cases where miniature versions are specified, miniature versions of prior service insignia are required (if there is no miniature version of the prior service insignia, the prior service insignia is not worn on uniforms which require miniatures).

- g. Prior service insignia are not authorized for wear on the Coast Guard ODU. Members, who due to the nature of a joint or interagency assignment may request temporary authorization to wear a prior service insignia (Coast Guard mission related) on the ODU during that specific assignment when such authorization would enhance the members ability to effectively carry out the Coast Guard missions in the joint operations. Requests for waivers should be submitted to Commander PSC-PSD (mu) via the commanding officer. Requests should contain a copy of the Certificate of Release or Discharge from Active Duty, DD-214 authorizing wear, the nature of the duty and how the wear of the insignia will contribute to the members creditability and enhance Coast Guard missions. The immediate command must provide a written endorsement substantiating the request.





(2) **Documentation**: Before a member may wear a prior service insignia on their Coast Guard uniform, their Coast Guard record must substantiate entitlement as follows:

- a. The Coast Guard record must contain a copy of the prior service Certificate of Release or Discharge from Active Duty, DD-214 with entitlement to the qualification insignia appropriately annotated on the Certificate of Release or Discharge from Active Duty, DD-214. Errors or concerns with prior service Certificate of Release or Discharge from Active Duty, DD-214 must be directed to the issuing military service.
- b. If a member has more than one prior service qualification insignia that meet the requirements of paragraph 3 above, the member must select only one prior service insignia for wear on the Coast Guard uniform.
- c. The members permanent unit shall verify entitlement per above and prepare a Administrative Remarks, Form CG-3307 entry. The entry type shall be "Performance and Discipline, PD-6, reference: COMDTINST M1020.6 (series). Entry: Member is authorized the optional wear of (specify insignia) on the Coast Guard uniform as verified by (branch of service), Certificate of Release or Discharge from Active Duty, DD-214 dated (date). Wear policy is as specified in COMDTINST M1020.6 (series). Coast Guard insignia take precedence over prior service insignia, subsequent entitlement to Coast Guard insignia may render member ineligible to wear the prior service insignia."

Note: Commands and members are reminded that the wear of one prior service insignia on Coast Guard dress uniforms is optional and does not alter the maximum number of authorized insignia or placement guidelines.

4.B.2. Devices




Devices denote command afloat and command ashore experience. The Command Afloat and Command Ashore Devices are considered equivalent. Personnel entitled to wear the devices may wear them in addition to any other qualification insignia. Full-size devices will be worn on full dress uniforms. Miniature devices will be worn on all other uniforms. Two command devices may be worn at the same time on most uniforms; however, incumbent COs and OICs are authorized to wear their current embroidered miniature device on the ODU. It is standard protocol for admirals not to wear devices.

Description	Device
<p>Command Afloat</p> <p>A gold and silver device with a miniature officer eagle superimposed on a partially unfurled commission pennant.</p>	
<p>Command Ashore</p> <p>A gold and silver device with a miniature officer eagle cap device superimposed on a wreath of gold oak leaves.</p>	
<p>Officer in Charge Afloat</p> <p>Pewter-toned device with a Coast Guard shield and anchor superimposed on a rope grommet. Enlisted members who have earned an OIC device and subsequently advance to officer status may continue to wear the device until they qualify for an equivalent “officer” command device, at which time the enlisted device will no longer be worn.</p>	
<p>Officer in Charge Ashore</p> <p>A pewter-toned device with a wreath of oak leaves open at the top with a Coast Guard shield in its center. Enlisted members who have earned an OIC device and subsequently advance to officer status may continue to wear the device until they qualify for an equivalent “officer” command device, at which time the enlisted device will no longer be worn.</p>	





4.B.3. Service and Identification Badges


Service and identification badges provide recognition of personnel serving on special assignment. Only two special service or identification badges may be worn at one time. Full-size badges are worn on the Full Dress and Service Dress Uniforms. Miniature badges are worn on the Formal Dress, all Dinner Dress, Tropical Blue and Winter Dress uniforms. Incumbent Gold and Silver Badge Command Chiefs are authorized to wear their one current Command Chief badge on the ODU. No other badges (current or past) are worn on the ODU.

The wearing of other service and identification badges not specifically listed in these regulations is authorized only during assignment to an organization requiring the wearing of such a badge. The member(s) directed to wear a badge not listed must supply PSC-PSD (mu) with a copy of the instruction/regulation governing the requirement to wear the badge, the manner of wear, and a letter/memo listing the member(s) authorized to wear it from the hosting command/organization prior to wearing the badge.

Description	Badge
<p>Presidential Service Badge This badge is authorized to be worn by personnel detailed to duty in the White House who have been awarded a Presidential Service Certificate. It may be worn during and after the period of their detail. There is no miniature version.</p>	
<p>Vice Presidential Service Badge This badge is authorized to be worn by personnel detailed to duty in the Office of the Vice President who have been awarded a Vice Presidential Service Certificate. It may be worn during and after the period of their detail. There is no miniature version.</p>	
<p>Office of the Secretary of Defense This badge is authorized to be worn by personnel who have received a certificate of eligibility from the Office of the Secretary of Defense authorizing them to wear the badge. Personnel may wear the badge during and after the period of their detail.</p>	

Description	Badge
<p>Office of the Secretary of Transportation Permanent wear of this badge is authorized for personnel who completed one year of satisfactory duty on the Secretary of Transportation’s personal staff (S-1 and S-60).</p>	
<p>Office of the Secretary of Homeland Security This badge is authorized to be worn by personnel currently serving on the Secretary of Homeland Security's personal staff. Personnel may permanently wear the badge after one year of satisfactory duty. This includes those in PAL billets on the Secretary's and Deputy Secretary's staffs. The large size badge is worn on the Full Dress and Service Dress uniforms. The small badge is worn on the Formal Dress, all Dinner Dress, Tropical Blue and Winter Dress.</p>	
<p>Joint Chiefs of Staff This badge is authorized to be worn by personnel assigned to the organization. Personnel may wear the badge during and after the period of their detail.</p>	
<p>Commandant’s Staff Identification Badge This badge is awarded on a temporary basis upon assignment to positions certified by the Executive Assistant to the Commandant. After one year of satisfactory performance the permanent badge is authorized.</p>	

Description	Badge
<p>Recruiting</p> <p>The badge is authorized to be worn only by Coast Guard personnel currently assigned to a recruiting billet.</p> <p>A gold wreath around the badge may be worn by a recruiter (active duty or reserve, officer or enlisted) who has successfully completed Recruiter School and has completed the Personnel Qualification Standard (PQS).</p> <p>The badge is worn on all uniforms except ODUs. (There is no miniature version.)</p>	
<p>Coast Guard Academy Admissions Recruiting</p> <p>A gold-toned circular metal badge.</p> <p>This badge is only authorized for members presently assigned to an Academy Admissions Division billet.</p> <p>The badge is worn on all uniforms except the ODU. (There is no miniature version.)</p>	
<p>Coast Guard Band</p> <p>A gold-toned metal oval badge.</p> <p>This badge is authorized for past and present members of the Coast Guard Band. The badge is worn on all uniforms except ODUs. There is no miniature version.</p>	
<p>Master Chief Petty Officer of the Coast Guard A MCPOCG rate/pay grade insignia placed on a gold oval shield above "MCPOCG".</p> <p>Deputy Master Chief Petty Officer of The Coast Guard An E-9 rate/pay grade insignia placed on a gold oval shield above the word "DEPUTY".</p>	

Description	Badge
<p>Coast Guard Reserve Force Master Chief An E-9 rate/pay grade insignia placed on a gold oval shield above the word “MCPO-CGRF”.</p> <p>Area Level Gold Badge/Three Star Level Command Master Chief An E-9 rate/ pay grade insignia placed on a gold oval shield above the word “AREA”. Worn by 3 star level CMCs (PACAREA, LANTAREA, DCMS, DCO).</p>	
<p>Gold Badge Command Master Chief An E-9 rate/ pay grade insignia placed on a gold oval shield above the word “COMMAND”. Worn by all Flag/SES CMCs.</p> <p>Rating Force Master Chief An E-9 rate/pay grade insignia placed on a gold oval shield above the letters “RFMC”. Worn by all Rating Force Master Chiefs.</p>	
<p>Silver Badge Command Master Chief, Senior Chief, & Chief An E-9, E-8, or E-7 rate/ pay grade insignia placed on a silver oval shield above the word “COMMAND”. Worn by those in full-time billeted and screened silver badge positions.</p>	

Collateral Duty Silver Badge

An E-7, E-8, or E-9 rate/ pay grade insignia placed on a silver oval shield above the word "UNIT". Worn by all collateral duty command chiefs, senior chiefs, and master chiefs.









Full Size gold or silver CMC badges and RFMC identification badges are authorized for wear while serving in that capacity and by those that retired while serving in a gold or silver badge CMC, or a RFMC position. Worn on Full Dress, Service Dress Blue "Alpha" and "Bravo", Winter Dress, Tropical Blue, and ODU uniforms. (Females have the option of wearing full size CMC badges and RFMC identification badges above their name tags for the previously authorized uniforms.)


Miniature incumbent gold or silver CMC badges and RFMC identification badges are worn on the Formal Dress and all Dinner Dress uniforms. The miniature badge is also authorized for post-assignment wear for ALL CMC/CSC/CC and RFMC positions following the completion of a successful tour. The post-assignment miniature badge is worn on, Service Dress Blue "Alpha" and "Bravo", Tropical Blue and Winter Dress uniforms. The badge worn indicates the highest rank and position held when designated.





A currently serving CMC may wear a previously earned RFMC or CMC badge (collateral, Silver, or Gold) and a currently serving RFMC may wear a previously earned CMC badge. No more than two special service or identification badges (current and past) may be worn at the same time.







4.B.4. Manner of Wear for Insignia, Devices, and Badges

The following illustrations show the proper wearing of qualification insignia, devices, and badges. In situations where a member has earned a combination of insignia, devices, and badges (e.g., two qualification insignia, two command devices, and two badges that are worn in the same location), resulting in a conflict in placement, wearers should use their best judgment in determining the appropriate placement.

<p>Basic manner of wear on Service Dress Blue “Alpha” and “Bravo”, Tropical Blue, Winter Dress, and ODU uniforms:</p>					
<ul style="list-style-type: none"> ◆ Nametags are centered ¼ inch above right pocket. ◆ Ribbons are centered ¼ inch above left pocket. ◆ Insignia are centered ¼ inch above ribbons. ◆ If assigned as incumbent CO or OIC, device is worn centered ¼ inch above nametag on right pocket. ◆ Embroidered insignia, command devices, incumbent Command Chiefs, and RFMC badges are authorized on the ODU. 	<table style="width: 100%; text-align: center;"> <tr> <td style="width: 50%;"><u>Right Pocket</u></td> <td style="width: 50%;"><u>Left Pocket</u></td> </tr> <tr> <td></td> <td></td> </tr> </table>	<u>Right Pocket</u>	<u>Left Pocket</u>		
<u>Right Pocket</u>	<u>Left Pocket</u>				
					

<p>Manner of wear for insignia on SDB, Tropical Blue, Winter Dress, and ODU uniforms:</p>	
<ul style="list-style-type: none"> ◆ In all cases, except for the ODU, only two full-size insignia may be worn simultaneously. When wearing two insignia, wear the insignia most applicable to the current assignment uppermost. Otherwise, wear the most recently earned uppermost. ◆ The uppermost insignia is centered ¼ inch above the ribbons or pocket. The lower insignia is centered ¼ inch below the top edge of left pocket flap. ◆ One embroidered insignia is worn on the ODU. The insignia should represent the most applicable qualification. Only the pocket length tape with full size embroidered insignia should be sewn centered immediately above the U. S. Coast Guard tape. 	<p style="text-align: center;"><u>Left Pocket</u></p> 

Manner of wear for insignia on SDB, Tropical Blue, Winter Dress, and ODU uniforms:	
	<u>Right Pocket</u> <u>Left Pocket</u>
<p>If wearing one formerly earned device with or without one insignia:</p> <ul style="list-style-type: none"> ◆ Device is centered ¼ inch below top edge of left pocket flap. 	
<p>If wearing two formerly earned devices with or without one insignia:</p> <ul style="list-style-type: none"> ◆ Devices are symmetrically centered on either side of the button ¼ inch below top edge of pocket flap, with most recently earned device placed inboard 	
<p>If wearing one formerly earned device and/or two insignia:</p> <ul style="list-style-type: none"> ◆ Uppermost qualification insignia is centered ¼ inch above ribbons or top of pocket on the left. ◆ Second qualification insignia is centered ¼ inch below upper edge of pocket flap. <p>Device is centered ¼ inch below lower edge of pocket flap.</p>	
<p>If wearing two formerly earned devices and/or two insignia:</p> <ul style="list-style-type: none"> ◆ Uppermost qualification insignia is centered ¼ inch above ribbons or top of pocket on left. ◆ Second qualification insignia is centered ¼ inch below upper edge of pocket flap. <p>Devices are symmetrically centered on either side of the button ¼ inch below bottom edge of left pocket flap, with most recently earned device placed inboard.</p>	

Manner of wear for insignia on SDB, Tropical Blue, Winter Dress, and ODU uniforms:	
<p>If wearing two formerly earned devices and/or a former CMC Gold or Silver Badge with or without one insignia:</p> <ul style="list-style-type: none"> ◆ Devices are symmetrically centered on either side of the button ¼ inch below top edge of pocket, with most recently earned device place inboard. ◆ Former CMC badge is centered on lower portion of right pocket below all other devices. 	<div style="display: flex; justify-content: space-around;"> <div style="text-align: center;"> <p><u>Right</u></p>  </div> <div style="text-align: center;"> <p><u>Left</u></p>  </div> </div>
<p>If wearing two formerly earned devices and a former CMC Gold or Silver Badge with two insignia:</p> <ul style="list-style-type: none"> ◆ Most recent qualification insignia is centered ¼ inch above left pocket. ◆ Second qualification insignia is centered ¼ inch below upper edge of pocket flap. ◆ Devices are symmetrically centered on either side of the button ¼ inch below bottom edge of left pocket flap, with most recently earned device place inboard. ◆ Former CMC badge is centered on lower portion of right pocket below all other devices. 	<div style="display: flex; justify-content: space-around;"> <div style="text-align: center;">  </div> <div style="text-align: center;">  </div> </div>
<p>If wearing one formerly earned CMC Gold Badge and a current RFMC Badge with one insignia:</p> <ul style="list-style-type: none"> ◆ Most recent qualification insignia is centered ¼ inch above left pocket. ◆ Former CMC badge is centered on lower portion of right pocket below all other devices. ◆ Current RFMC is centered on lower portion of left pocket. 	<div style="display: flex; justify-content: space-around;"> <div style="text-align: center;">  </div> <div style="text-align: center;">  </div> </div>

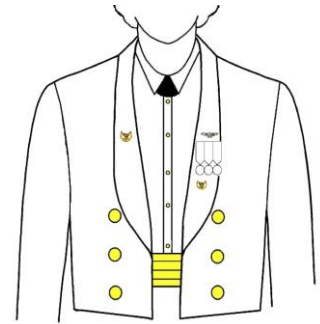
Manner of wear for insignia, devices, and badges on Formal Dress, Dinner Dress, and Full Dress uniforms:

Formal Dress and Dinner Dress Jackets

Men place the top of the holding bar of the lowest row of miniature medals 3 inches below the lapel notch and centered on lapel, parallel to the deck. Women place the top of the holding bar of the lowest row down 1/3 the distance between the shoulder seam and the coat hem. With multiple medals, medals may overlap the lapel and extend onto the chest area. Backing shall be affixed through the lapel and jacket. Insignia, devices, and badges have the same correlation as shown in 4.B.4 starting 1/4 inch above the medals and 1/4 inch below the medals centered on the lapel. Do not center on the medals.

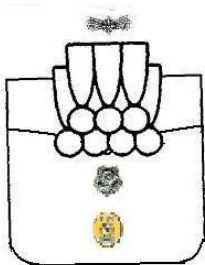


Men

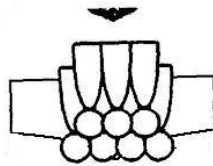


Women

Formal Dress and Dinner Dress Jackets

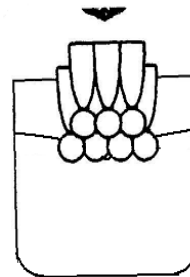


Men

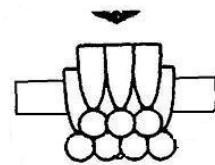


Women

Dinner Dress Blue



Men

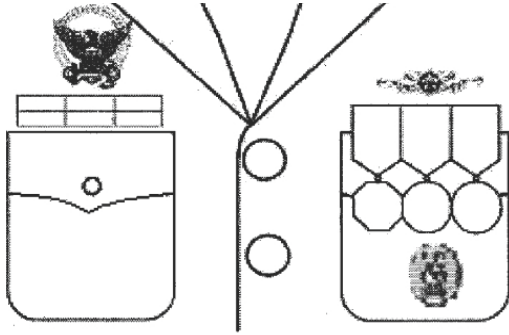


Women

Dinner Dress White

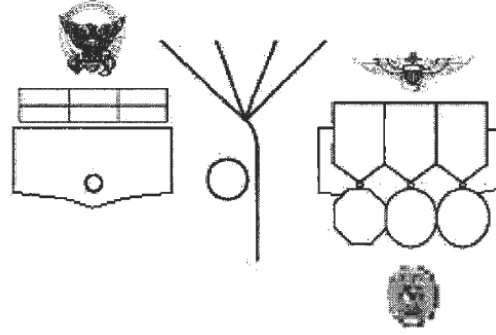
Manner of wear for insignia, devices, and badges on Formal Dress, Dinner Dress, and Full Dress uniforms:

Full Dress Blue Men



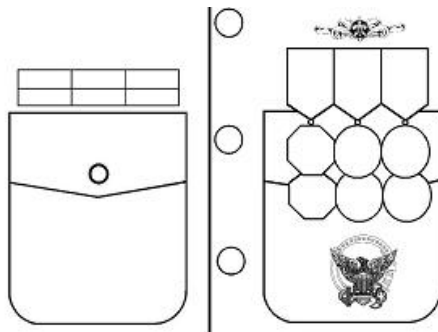
**Full Dress Blue men
(Current Commanding Officer)**

Full Dress Blue Women



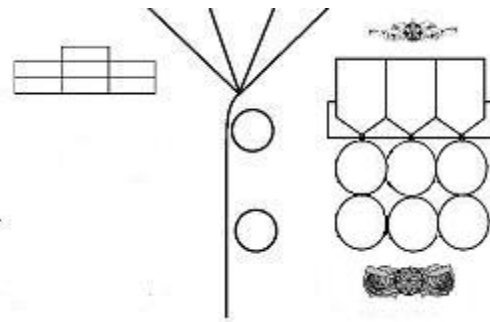
**Full Dress Blue Women
(Current Commanding Officer)**

Full Dress White Men



(Previous Commanding Officer)

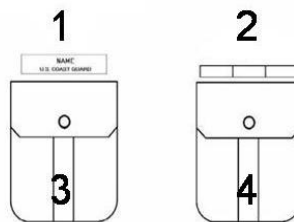
Full Dress White Women



Manner of wear for badges on the SDB, Tropical Blue, and Winter Dress uniforms:

Positioning of <u>currently</u> assigned badge corresponds with below numbers	Positioning of <u>previously</u> assigned badge corresponds with below numbers
<p>Presidential Service Badge Men (3) Women (1)</p> <p>Vice Presidential Service Badge Men (3) Women (1)</p> <p>Joint Chiefs of Staff Men (4) Women (2)</p> <p>Office of the Secretary of Defense Men (4) Women (2)</p> <p>Office of Secretary of Transportation Men (3) Women (1)</p> <p>Office of the Secretary of Homeland Security Men (3) Women (1)</p> <p>Commandant's Staff Identification Badge Men (3) Women (1)</p> <p>MCPOCG/MCPORF Men (4) Women (1)</p> <p>Command Master Chief/Senior Chief/Chief Men (4) Women (1)</p> <p>Rating Force Master Chief Men (4) Women (1)</p> <p>Recruiting Men(4) Women (1)</p> <p>Coast Guard Band Men (2) Women (2)</p>	<p>Presidential Service Badge Men (3) Women (1)</p> <p>Vice Presidential Service Badge Men (3) Women (1)</p> <p>Joint Chiefs of Staff Men (4) Women (2)</p> <p>Office of the Secretary of Defense Men (4) Women (2)</p> <p>Office of Secretary of Transportation Men (3) Women (1)</p> <p>Office of the Secretary of Homeland Security Men (3) Women (1)</p> <p>Commandant's Staff Identification Badge Men (3) Women (1)</p> <p>MCPOCG/MCPORF Men (3) Women (1)</p> <p>Command Master Chief/Senior Chief/Chief Men (3) Women (1)</p> <p>Rating Force Master Chief Men (3) Women (1)</p> <p>Recruiting Not applicable</p> <p>Coast Guard Band Men (3) Women (1)</p>

Right Pocket Left Pocket



When wearing two badges on the Full Dress Blue, Service Dress Blue, Tropical Blue, and Winter Dress Blue uniforms, they would be placed side by side and centered in the positions listed above. On the Dinner Dress Jacket uniform, center the badges one above the other with most applicable on top. See above chart for correct position.

i.e.: MCPOCG and Command Chiefs wear their current badges as follows: Men (4); Women (1).

4.C. Nametags and Nametapes

Nametags are required on the following uniforms:

- Service Dress Blue “Alpha” (SDB “A”)
- Service Dress Blue (SDB)
- Service Dress White (SDW)
- Tropical Blue (TB)
- Winter Dress Blue (WDB)

Nametapes are required on the following uniform:

- Operational Dress Uniform (ODU)

4.C.1. Plastic Nametags

The nametag will be $\frac{5}{8}$ ” x 3 and $\frac{3}{16}$ ” of Air Force blue-colored plastic material. The standard for nametags requires the last name only. The nametag will have the individual’s last name and the legend “U. S. COAST GUARD” directly below it. Both the name and legend will be centered. Lettering size will be $\frac{1}{4}$ ” for the individual’s last name and $\frac{3}{16}$ ” for the legend.

Nametags with first names and unofficial but Coast Guard recognized insignia, such as SAR and NATON school pins attached, are authorized as an optional uniform item if space permits. Insignia will be placed to the left of the name. Full name and “U. S. COAST GUARD” legend letter sizes must be the same as for the standard nametag. Commands have the authority to require the standard nametag when a higher level of uniformity is necessary.

Crewmembers serving on the oldest cutter in the fleet are authorized to attach the gold hull numbers of that cutter to their nametags using a permanent adhesive. The numbers will be of block style and must fit within a one half-inch square space. The numbers will be attached to the far right (the wearer’s right) of the nametag. The numbers will not obscure the individual’s name. The authorization is limited to the duration of the assignment to the oldest cutter in the fleet. The gold numbers should be purchased by individuals or with the unit morale funds from local sources.

Nametags will be worn centered $\frac{1}{4}$ inch above the top of the right chest pocket.

On the women's light blue overblouse, the nametag will be worn so that it is level and centered on the right side of the shirtfront in the same approximate position that it would be worn on a properly fitting light blue shirt with pockets. Individuals are to adjust placement of nametag to allow for shirt size and individual body proportions to achieve appropriate appearance.

4.C.2. Cloth Nametapes

Both the wearer's nametape and the "U.S. COAST GUARD" nametape will be worn on the ODU. The cloth nametape with the wearer's name will be centered directly above the wearer's right chest pocket. The "U.S. COAST GUARD" nametape will be centered directly above the wearer's left chest pocket. Nametapes will not be shorter than or extend beyond the width of the ODU breast pocket. The cloth nametapes will consist of a nylon/cotton poplin material matching the Operational Dress Uniform (ODU) in CG Blue 3362 and white block letters $5/8 \pm 1/16$ inch high by $5/16$ inch wide military block letters. Only the last name will be represented on the wearers right name tape. Surnames that have a combination of upper and lower case letters are authorized (i.e. McDONALD). Both nametapes will be one inch in height and eight inches wide. For last names that exceed 15 characters, the letter width will be reduced to allow the name to fit on the tape. Tapes will be sewn on with matching blue thread $1/16$ inch from the edge with a minimum of six stitches per inch. Sew-on stitching will not run through the embroidered lettering.

4.C.3. Direct Embroidery

Direct embroidery of name or "U. S. COAST GUARD" identification is not authorized on the Operational Dress Uniform (ODU) shirt.


4.D. Medals, Ribbons, and Awards

For more detailed information, see Reference (g) the Medals and Awards Manual, COMDTINST M1650.25 (series). The plating or polishing of medals is prohibited.

4.D.1. Manner of Wear

The following tables describe when and how to wear ribbons and medals.

When In:	Wear:	How:
Tropical Blue (TB) SDB "Alpha" SDB "Bravo" (SDB) Service Dress White Winter Dress Blue	Ribbons – A choice of: (1) all; (2) up to nine ribbons of the wearer’s choice; or (3) the three highest precedence ribbons authorized. Note: Those possessing three or more must wear a minimum of three ribbons.	Mounted on a single ribbon bar assembly with the appropriate number of rows. May be professionally block mounted. Centered ¼ inch above the left pocket flap or equivalent location. Ordered by precedence from top down, and from the wearer's right (inboard) to left (outboard). Placed in rows of three across with no space between ribbons or rows. When more than three ribbons are worn, only the top row may contain less than 3 ribbons, worn centered over the next row. When the lapel of the Service Dress coat causes ribbons to be concealed by more than 1/3 of their length, ribbons may be arranged in successively decreasing rows. Align the left (outboard) edge of all decreasing rows vertically, with the alignment of the top row adjusted to present the neatest appearance.



When In:	Wear:	How:
Full Dress Blue Full Dress White	Full size medals – Wear all authorized medals.	<p>Place lowest medal bar centered ¼ inch above the left pocket flap or equivalent location with the suspension ribbon and medal partially covering the pocket flap.</p> <p>Order by precedence from top down, and from the wearer's right (inboard) to left (outboard).</p> <p>When wearing six or fewer large medals, wear them in rows of three with no overlap (members who have had 5 medals professionally mounted so that 5 medals are overlapped in a row may continue to wear them in this manner until another medal is received).</p> <p>When wearing more than six large medals, wear no more than five per row, evenly overlapped. The right (inboard) medal will show in full. Medals may be offset to the left and the number per row may be modified to avoid covering by the lapel. Each upper row will have the same or fewer medals than the row below.</p> <p>The medal bar will be 4 1/8 inches wide. Each medal will be 3 ¼ inches long from the top of the ribbons to the bottom of the medal. The bottoms of the medals dress in a horizontal line. Upper rows of medals will be mounted so the medals cover the suspension ribbons of the medals below.</p>
	Ribbons without corresponding medals.	Worn centered ¼ inch above the right pocket flap or equivalent location. Ribbons will be ordered by precedence from top down, and from the wearer's left (inboard) to right (outboard). Attachments, such as stars, letters, etc., are also worn from the wearer's left (inboard) to right (outboard).

When In:	Wear:	How:
<p>Dinner Dress Formal Dress</p>	<p>Miniature medals - Those possessing five or more must wear a minimum of five. Personnel with five or less must wear all authorized.</p>	<p>Mounted on a single medal bar assembly with the appropriate number of rows. May be professionally block mounted.</p> <p>The top of the holding bar is positioned 3 inches below the lapel notch and centered on lapel, when worn on the men's Formal Dress and Dinner Dress Jackets.</p> <p>Centered immediately above the left chest pocket flap when worn on the blue or white (officers only) Service Dress Coats.</p> <p>When worn on the women's Formal Dress or Dinner Dress Jacket uniforms, the holding bar is worn in the same relative position as on the white service coat.</p> <p>By precedence from top down, and from the wearer's right (inboard) to left (outboard).</p> <p>Each row of miniatures will be 2 1/4 inches long from the top of the ribbons to bottom of the medals so that the bottoms of medals dress in a horizontal line. Upper rows of medals will be mounted so the medals cover the suspension ribbons of the medals below. Up to five miniature medals in a row may be worn. Overlap is not authorized. When five or fewer medals are worn, they will be worn in a single row without overlapping. When six or more are worn they will follow the description in Chapter 4.D.2.</p>
<p>Civilian Clothing</p>	<p>Miniature medals.</p>	<p>With civilian evening dress (white tie) wear in the same manner as prescribed for Formal Dress uniform and with civilian dinner dress (black tie) in the same manner as prescribed for Dinner Dress uniforms.</p>
	<p>Miniature ribbon replicas made as lapel pins, or ribbons in rosette form.</p>	<p>On the left lapel of civilian clothes except civilian evening dress (white tie), and civilian dinner dress (black tie) as noted above.</p>
<p>Nonmilitary Uniforms</p>	<p>Medals and Ribbons.</p>	<p>Per organization's uniform rules.</p>

4.D.2. Wearing of Medals

When wearing Full Dress Blue and White uniforms, all authorized medals will be worn. The recommended mounting of medals is described in the chart below. When mounting more than six large medals, overlapping of up to five medals per row is authorized. Overlapping medals will be mounted with the highest precedence medal inboard showing fully. Four or five large medals on a row require overlapping so that medal bar will be 4 1/8-inches wide.

Large Medals						Miniature Medals					
Number of medals	Number of Rows	Top Row	2nd Row	3rd Row	4th Row	Number of medals	Number of Rows	Top Row	2nd Row	3rd Row	4th Row
1-3	1	1-3	-	-	-	1-5	1	1-5	-	-	-
4	2	1	3	-	-	6	2	3	3	-	-
5	2	2	3								
6	2	3	3								
7	2	3	4	-	-	7	2	3	4	-	-
8	2	4	4	-	-	8	2	4	4	-	-
9	2	4	5	-	-	9	2	4	5	-	-
10	2	5	5	-	-	10	2	5	5	-	-
11	3	3	4	4	-	11	3	3	4	4	-
12	3	4	4	4	-	12	3	4	4	4	-
13	3	3	5	5	-	13	3	3	5	5	-
14	3	4	5	5	-	14	3	4	5	5	-
15	3	5	5	5	-	15	3	5	5	5	-
16	4	4	4	4	4	16	4	4	4	4	4
17	4	3	4	5	5	17	4	3	4	5	5
18	4	3	5	5	5	18	4	3	5	5	5
19	4	4	5	5	5	19	4	4	5	5	5
20	4	5	5	5	5	20	4	5	5	5	5

4.D.3. Ribbon and Medal Attachments

4.D.3.a. Attachments

Ribbon and medal attachments are any devices such as a star, letter, clasp, etc. worn on a ribbon or the suspension ribbon of a medal. See illustrations for examples of attachment placement. When wearing multiple overlapping medals, attachments may be moved to the left in order to be seen. Attachments authorized for awards are listed in Reference (g). Attachments are limited to those that physically fit on the ribbon or medal when placed as prescribed below. In cases where all attachments do not fit, members may elect which attachments to exclude.

Type of Attachment	How to Wear on Ribbons: (orient stars with single ray pointing up)	How to Wear on Medals:
5/16 Inch Gold Star 3/16 Inch Bronze Star (See Illustration 1 and 2)	Single star, worn centered on ribbon. 2 or 4 stars, symmetrically spaced out from ribbon center. 3 stars, one in center and one to either side, evenly spaced. Stars alternate around a silver star with the first star to the wearer's right, the second to the left, etc. When worn with a letter device, letter is centered and first star is worn on the wearer's right, the second on the left, etc.	Worn on suspension ribbon portion of large medals in the same manner as on ribbons.
1/8 Inch Gold Star	Not worn on ribbons.	Worn on miniature medals, in the same manner as larger stars are worn on large medals.
5/16 Inch Silver Star, (Worn instead of 5 Gold Stars) (See Illustration 3)	Single star, worn centered on ribbon.	Worn on suspension ribbon portion of large medals in the same manner as on ribbons.
1/8 Inch Silver Star, (Worn instead of 5 Gold Stars)	Not worn on ribbons.	Worn on miniature medals, in the same manner as larger stars are worn on large medals.
(1/8 Inch Silver Star, (Worn instead of 5 Bronze Stars))	Not worn on ribbons.	Worn on miniature medals, in the same manner as larger stars are worn on large medals.
1/8 Inch Bronze Star	Not worn on ribbons.	Worn on miniature medals, in the same manner as larger stars are worn on large medals.

Type of Attachment	How to Wear on Ribbons: (orient stars with single ray pointing up)	How to Wear on Medals:
3/16 Inch Silver Star, (Worn instead of 5 Bronze Stars) (See Illustration 3)	Single silver star, worn centered on ribbon.	Worn on suspension ribbon portion of large medals in the same manner as on ribbons.
Hurricane	Vertically so it forms an “S”.	
Oak Leaf Clusters Bronze (denotes subsequent award of joint service awards) Silver (worn instead of 5 Bronze clusters)	Worn in same manner as stars.	Worn on suspension ribbon portion of large medals in the same manner as on ribbons.
¼ Inch Block Letters (Bronze, Silver, or Gold)	Single letter, worn centered on ribbon, two letters symmetrically spaced from ribbon’s center.	Worn on suspension ribbon portion of large medals in the same manner as on ribbons.
1/8 Inch Block Letters (Bronze, Silver, or Gold)	Not worn on ribbons.	Worn on miniature medals, in the same manner as larger letters are worn on large medals.
3/8 Inch Hourglass (Bronze, 10 Yrs; Silver, 20 Yrs; Gold, 30 Yrs; Bronze and Gold, 40 yrs) (See Illustration 4)	Worn centered on ribbon of Armed Forces Reserve Medal when only attachment. Place on wearer’s right when worn with M or with M and numeral.	Worn on suspension ribbon portion of large Armed Forces Reserve Medal in the same manner as on ribbons.
¼ Inch Block Numerals (Bronze)	For multiple M awards worn numeral on left (outboard) side of M device.	Worn on suspension ribbon portion of large Armed Forces Reserve Medal in the same manner as on ribbons.
1/8 Inch Hourglass (Bronze, 10 Yrs; Silver, 20 Yrs; Gold, 30 Yrs; Bronze and Gold, 40 yrs) (See Illustration 4)	Not worn on ribbons.	Worn on suspension ribbon portion of miniature Armed Forces Reserve Medal in the same manner as on large medal.
Antarctica Disk	Wear centered on Antarctica Service Medal ribbon.	Worn on suspension ribbon portion of large medals in the same manner as on ribbons.
5/16 Inch Marine Corps Emblem	Centered on the ribbon of the medals listed in the Medals and Awards Manual, COMDTINST	Centered on the suspension ribbon of the large medals listed in the Medals and Awards Manual,

Type of Attachment	How to Wear on Ribbons: (orient stars with single ray pointing up)	How to Wear on Medals:
	M1650.25 (series).	COMDTINST M1650.25 (series).
1/8 Inch Marine Corps Emblem	Not worn on ribbons.	Centered on the suspension ribbon of the miniature medals listed in the Medals and Awards Manual, COMDTINST M1650.25 (series).
Gold Bar (denotes subsequent award)	Worn centered on the ribbon of the Gold Lifesaving Medal.	Worn centered on the suspension ribbon of the large Gold Lifesaving Medal.
Silver Bar (denotes subsequent award)	Worn centered on the ribbon of the Silver Lifesaving Medal.	Worn centered on the suspension ribbon of the large Silver Lifesaving Medal.
Gold Compass Rose (denotes subsequent award)	Worn centered on the ribbon of the National Security Medal.	Worn centered on the suspension ribbon of the National Security Medal.
Strike/Flight Numerals (Bronze 3/16 Inch Arabic Numerals)	Worn on the ribbon of the Air Medal, positioned to wearer's left.	Worn on the suspension ribbon of the Air Medal, positioned to wearer's left.

Note: Use of joined stars is authorized. When using joined stars, stars may be touching vice evenly spaced on ribbon or ribbon bar. All attachments on an individual ribbon or ribbon bar must have the same spacing (either tight or evenly spaced) and all other placement provisions regarding attachments and stars remain as specified.

Attachment Illustration 1

Place single star as shown below:



Attachment Illustration 2

Place multiple stars of the same color as shown below:



Attachment Illustration 3

Placement of gold or bronze stars with a silver star. With two stars, one silver and one gold or bronze, the silver star will be placed to the wearer’s right, the gold or bronze star to the left. With three stars, one silver and two gold or bronze the silver star will be placed in-between the two gold or bronze stars on the medal or ribbon:



Attachment Illustration 4

Hourglass and M devices are shown worn alone, together, and with multiple M award numerals on the Armed Forces Reserve Medal and Ribbon.



“M” device is centered when it is the only device authorized.



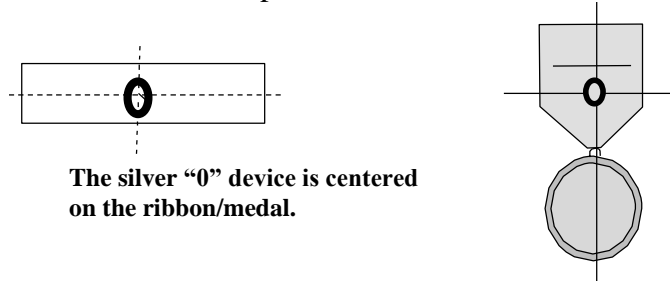
“Hourglass” device is centered when it is the only device authorized.



On the medal and ribbon, “Hourglass” device is placed at the wearer’s right, followed by the “M” device and the numeral which represents the number of times the “M” has been awarded.

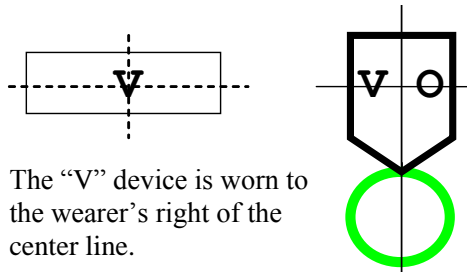
Attachment Illustration 5

Wear of single letter attachments; silver Operational "O" device shown as the example.



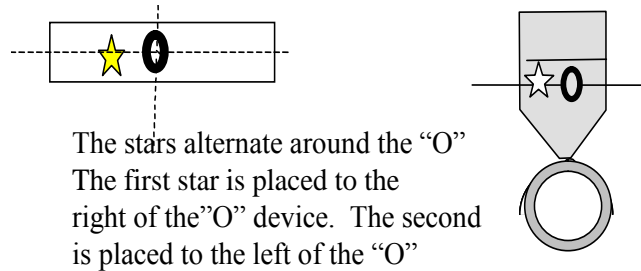
Attachment Illustration 6

Wear of multiple letter attachments: the silver Operational "O" device with the bronze Combat "V" device is shown as an example. Note: The silver letter "O" device may be worn with a Combat "V", but only if it has been issued for a separate award from the one that authorized the Combat "V". When the Operational "O" and Combat "V" are worn on the same medal or ribbon, the "V" will be worn on the wearer's right.



Attachment Illustration 7

Stars with letter attachment; the silver Operational "O" device and star is shown as an example.



4.D.3.b. Display of Ribbons with Asymmetrical Design

Ribbons which have an asymmetrical color design, or which have stars or gold frames as part of the design, will be displayed as follows:

- a. Medal of Honor Ribbon: The stars should be worn with 2 on the top row and 3 on the bottom row.
- b. Presidential Unit Citation Ribbon: The blue stripe will be uppermost
- c. Merchant Marine Mariner's Ribbon: The red stripe in the center will be to the wearer's right.
- d. World War II Theater Ribbons: The blue stripe in the center will be to the wearer's right.
- e. Navy Occupations Service Ribbon: The black stripe will be to the wearer's right.
- f. Merchant Marine Combat Bar: The light blue stripe will be uppermost.
- g. Philippine Defense Ribbon: The stars will form a triangle base down.
- h. Philippine Liberation Ribbon: The blue stripe in the center will be to the wearer's right.
- i. Philippine Republic Presidential Unit Citation Ribbon: The blue stripe will be to the wearer's right, worn with gold frame.
- j. Korean Presidential Unit Citation Ribbon: The red portion of the circular device in the center will be the uppermost worn with gold frame.
- k. Armed Forces Expeditionary Medal: The blue stripe in the center will be to the wearer's right.
- l. Combat Action Ribbon: The outermost blue stripe will be to the wearer's right.
- m. 911 Ribbon and Medal: The outermost red stripe will be to the wearer's right.
- n. All Unit citations or awards with gold frames: Wear the leaf design on the left and right sides in the upright V position.

4.D.4. Marksmanship Awards and Attachments

Criteria and eligibility for expert medals and marksmanship ribbons are detailed in the Ordnance Manual, COMDTINST M8000.2 (series)(FOUO). In addition, expert medals may be awarded and marksmanship ribbon bars authorized if the qualifying score is attained during a match in which Excellence in Competition Badges may be earned.

The Rifle Marksmanship Ribbon is authorized for each Coast Guard person who qualifies as marksman or better with the service rifle.

- a. A silver “E” shall be attached to the ribbon for expert qualification. A medal is awarded with the “E” qualification.
- b. A silver “S” shall be attached to the ribbon for sharpshooter qualification.
- c. The ribbon is worn without any device for marksman qualification.

The Pistol Marksmanship Ribbon is authorized for each Coast Guard person who qualifies as marksman or better with the service pistol.

- a. A silver “E” shall be attached to the ribbon for expert qualification. A medal is awarded with the “E” qualification.
- b. A silver “S” shall be attached to the ribbon for sharpshooter qualification.
- c. The ribbon is worn without any device for marksman qualification.

4.D.4.a. Marksmanship Badges







Marksmanship badges are worn centered 1/4 inch below the top of the left pocket flap. When large medals are prescribed, badges will be worn immediately below the bottom row of medals, so that only the medal line of each badge is visible. The miniature Marksmanship badge can be worn with miniature medals, 1/4 inch below the last row of miniature medals, to be centered on the lapel and not the medals. Marksmanship badges are worn with a maximum of three in a single row and are arranged according to seniority from wearer's right to left. Only the highest-ranking badge for a specific type of weapon may be worn at any one time.

The President's Hundred Award, a full-color embroidered tab of black 4 1/4 inches (10.80 cm) in length and 5/8 inch (1.59 cm) in height, with the word "President's Hundred" centered in 1/4 inch (.64 cm) high white letters, is a badge awarded by the National Rifle Association to the 100 top-scoring military and civilian shooters in the President's Pistol and President's Rifle Matches. The President's Hundred Award (tab) is worn on the left shoulder of enlisted uniforms.



4.D.4.b. Marksmanship Ribbons

When ribbons are prescribed, personnel who have been awarded a Distinguished or Excellence in Competition Award may wear the appropriate attachment, illustrated below, on the appropriate marksmanship ribbon. The ribbons and the representative attachments are:

Award	Ribbon
Distinguished Marksmanship Award a gold plated replica of an M14 rifle target for wear centered on the Coast Guard Rifleman Ribbon	
Distinguished Pistol Shot Award, a gold-plated replica of an M1911A1 pistol target for wear centered on the Coast Guard Pistol Ribbon	
Rifleman Excellence in Competition Award (Silver or Bronze), Silver or Bronze replica of the M14 rifle worn centered on the Coast Guard Rifleman Ribbon.	 
Pistol Shot Excellence in Competition Award (Silver or Bronze), Silver or Bronze replica of the M1911A1 pistol worn centered on the Coast Guard Pistol Ribbon.	 

4.E. Sword and Sword Accessories

Sword, scabbard, sword belt, and sword knot are required of all officers on active duty for wear with Full Dress uniforms. Chaplains and U.S. Public Health Service personnel serving with the Coast Guard do not require swords.

The senior officer present may prescribe the wearing of the Full Dress uniform without the sword for certain individuals, or on specific occasions when the wearing of a sword is considered inappropriate or undesirable.

The sword has a cut and thrust blade, from 26 to 32 inches long, half-basket hilt, and fits in a scabbard of plain black grain leather or synthetic material presenting the same appearance.

The sword belt is of plain black grain leather or synthetic material presenting the same appearance as the scabbard. It is 1-3/4 inches wide with 3/4-inch wide sling straps of the same material. The buckle is two inches in diameter with gold plate mounting. The sword knot consists of a 1/2-inch gold lace loop; 24 inches long with slide and tassel.

4.E.1. Preparing the Sword Knot

To prepare the sword knot:

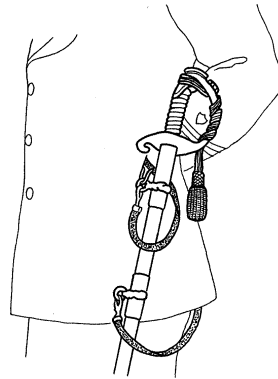


- a. Hold the sword with the blade pointing down and the handle to the left. Pass the end of the lace upward through the slit in the guard of the hilt.
- b. With the knotted end, take one turn (right to left) around the handle outside the guard and pass it through the eye of the bight. Adjust the lace slide as illustrated above.
- c. Take two or more additional turns down around the guard and let the knot (tassel) hang free.

4.E.2. Manner of Wear for Sword and Sword Accessories

The sword belt is worn under the dress coat. As a reminder, the sword belt is worn approximately six inches higher than the waistline, and sword belt sizing measurements should be taken from that position. The short belt strap and lock swivels are passed through the coat opening on the left side and the longer strap hangs free.

To attach the sword and scabbard to the belt, hold the sword with the right hand and attach the back swivels to the scabbard rings. The shorter strap is attached to the upper ring and the longer strap to the lower. Twist the sword one-half turn in a clockwise direction and suspend on the sword hook with the uppermost scabbard ring so that the sword's handle faces aft.



4.F. Brassards and Armbands

Coast Guard commands are authorized to provide means of identification, such as brassards, armbands or similar items as appropriate for personnel performing following official duties:

- a. Officer Of the Day.
- b. Junior Officer of the Day.
- c. Shore Patrol (worn by members of the shore patrol and beach guard while on duty).
- d. Master at Arms.
- e. Armed Forces Police (worn by members of an Armed Forces Police Detachment).
- f. Captain of the Port (worn by personnel engaged in port security duties, when the captain of the port directs).
- g. Geneva Convention Red Cross (worn by personnel involved in medical activities so they may be readily identified for such purposes as emergency medical response or under combat conditions).

THIS PAGE INTENTIONALLY LEFT BLANK

CHAPTER 5 – SPECIAL UNIFORMS AND CLOTHING

5.A. Ceremonial Uniforms

Ceremonial uniforms are worn by the Ceremonial Honor Guard, Precision Drill Team, Unit Color Guards, and the Coast Guard Band only. Ceremonial uniforms are worn as prescribed by their respective units to create the distinguished appearance desired. The Ceremonial Honor Guard and the Coast Guard Band receive a one-time cash supplemental clothing allowance to procure items in addition to the regular required sea bag items. See Reference (e), Coast Guard Pay Manual, COMDTINST M7220.29 (series), for specific authorizations. Specialty items may be provided organizational clothing items as needed. See Organizational Clothing, Chapter 5.D. of this Manual.

5.A.1. Ceremonial Honor Guard

The Coast Guard Ceremonial Honor Guard provides Coast Guard representation at official federal, state, local, and Coast Guard functions. Joint service participation for the Honor Guard and Color Guard Team is scheduled and directed by Headquarters and the Military District of Washington. Performances include full honors arrival ceremonies for visiting foreign dignitaries at the White House and Pentagon, firing parties, marching platoons, and wreath laying ceremonies at Arlington National Cemetery, state funerals for high ranking officials, Joint Services Color Details and Coast Guard funerals throughout the Washington DC area. The Full Dress Ceremonial uniform will be worn on the following occasions:

- a. All ceremonies at the White House, Pentagon, and Arlington National Cemetery.
- b. All full honor arrivals and departure ceremonies.
- c. All state funerals and all Coast Guard funerals.
- d. All Joint Service Color Details.
- e. Any other ceremony, as directed by the Military District of Washington.
- f. Any other ceremony as directed by the Commanding Officer, Coast Guard Telecommunication and Information Systems Command (TISCOM).

5.A.2. Training Center Honor Guards

Training Center honor and color guard teams participate in official government functions, marching platoons, parades, civil events, and also function to improve public awareness. The following units are authorized honor guards:

- a. Training Center Cape May, NJ.
- b. Training Center Petaluma, CA.
- c. Training Center Yorktown, VA.

5.A.3. Unit Level Color Guards

Unit level color guards participate in official government functions, local ceremonies, parades, civil events, and also function to improve public awareness. The following units are authorized color guards:

- a. Cutters, 200 feet or more in length.
- b. Shore units having 40 or more enlisted members authorized.
- c. District offices.

5.A.4. Drill Teams

There are two drill teams: one is the U. S. Coast Guard Silent Drill Team composed of members of the Coast Guard Ceremonial Honor Guard; the other is the Precision Drill Team at Training Center Cape May, NJ composed of members from recruit companies. They will wear their specialty uniform when performing for parades, festivals, sports, and civic events. They all function to improve public awareness of the Coast Guard and as an aid to recruiting.

5.A.5. U. S. Coast Guard Band

The U. S. Coast Guard Band is located in New London, CT. The Coast Guard Band is the official musical representative of the Coast Guard.

5.A.6. Ceremonial Uniforms Composition

The table below lists required and optional uniform items for the Full Dress Blue (FDB), Service Dress Blue (SDB), Tropical Blue (TB), and Winter Dress Blue (WDB) uniforms.

Uniform Item	Ceremonial Honor Guard				TRACEN Honor Guard				Drill Teams				Unit Level Color Guard			
	F D B	S D B	T B	W D B	F D B	S D B	T B	W D B	F D B	S D B	T B	W D B	F D B	S D B	T B	W D B
Belt, Ceremonial Blue w/Buckle	✓	✓	✓													
Belt, Trouser, Black w/Buckle (Note 1)	✓	✓	✓	✓	✓	✓	✓	✓	✓	✓	✓	✓	✓	✓	✓	✓
Belt, Military, White (Note 1)	✓	✓	O		O	O	O		✓	✓	O		O	O	O	
Cap, Combination	✓	✓	✓	✓	✓	✓	✓	✓	✓	✓	✓	✓	✓	✓	✓	✓
Coat, Service Dress Blue	✓	✓			✓	✓			✓	✓			✓	✓		
Gloves, White	✓	O			O	O			O	O			O			
Necktie, Blue (Men) (Note 2)	✓	✓		✓	✓	✓		✓	✓	✓		✓	✓	✓		✓
Necktie, Blue Tab (Women) (Note 2)	✓	✓			✓	✓			✓	✓			✓	✓		
Shirt, LS, White (Men)	✓				✓				✓				✓			
Shirt, SS, White (Women)	✓				✓				✓				✓			
Shirt, LS, Light Blue		✓				✓				✓						
Shirt, SS, Light Blue		O	✓			O	✓			O	✓			O	✓	
Shirt, Winter Dress				✓				✓				✓				✓
Shoes, Double Soled w/Cleats (Note 3)	✓	✓	✓						✓	✓	✓					
Trousers, Dress Blue	✓	✓	✓	✓	✓	✓	✓	✓	✓	✓	✓	✓	✓	✓	✓	✓
Scarf, Bib Type, Blue			✓				✓				✓				✓	
Scarf, White	✓	✓		✓	✓	✓		✓	✓	✓		✓	✓	✓		✓
Outerwear, as required	✓	✓	✓	✓	✓	✓	✓	✓	✓	✓	✓	✓	✓	✓	✓	✓
Insignia, as required	✓	✓	✓	✓	✓	✓	✓	✓	✓	✓	✓	✓	✓	✓	✓	✓
Medals, Large	✓				✓				✓				✓			

Uniform Item	Ceremonial Honor Guard				TRACEN Honor Guard				Drill Teams				Unit Level Color Guard			
	F	S	T	W	F	S	T	W	F	S	T	W	F	S	T	W
	D	D	B	D	D	D	B	D	D	D	B	D	D	D	B	D
	B	B		B	B	B		B	B	B		B	B	B		B
Ribbons	✓	✓	✓	✓	✓	✓	✓	✓	✓	✓	✓	✓	✓	✓	✓	✓
Patch, Service ID (Note 4)	✓	✓	✓	✓					✓	✓	✓	✓				
Shield, Embroidered (Note 5)	✓	✓	✓	✓					✓	✓	✓	✓				
Aiguillette, Blue			✓				✓									
Aiguillette, Blue w/Brass Tip											✓					
Aiguillette, White	✓	✓		✓	✓	✓		✓								
Aiguillette, White w/Brass Tip									✓	✓		✓				

✓ = Standard Requirement O = Optional Requirement

Notes:

- As an optional item, a plain brass buckle, not larger than 3 inches x 4 inches, may be used with the belt, provided that all members in the detail are so equipped. For the Ceremonial Honor Guard, a plain brass buckle modified with a raised metal Coast Guard emblem (colored), centered thereon, is specified.
- Women wear the men’s standard blue tie with Winter Dress Blue.
- As a mandatory modification, shoes will be double-soled with 1 ½ inch heels, with the addition of tap on heels, metal toe tap, and a brass or steel plate on the inside of each heel.
- Service Identification Patch. The patch is worn by the Ceremonial Honor Guard and Precision Drill Teams only. This is a curved patch with the legend “U. S. COAST GUARD” in white block lettering and flag blue background mounted at the right shoulder seam with blue thread.
- Embroidered Shield. The shield is worn by the Ceremonial Honor Guard and Precision Drill Teams only. The shield is blue with six red and seven white stripes in the base of the shield. The entire shield is bordered in gold with a gold separation from the base of the shield. The shield has thirteen stars in the chief of the shield arranged in two horizontal rows, with seven stars above and six stars below. It is worn on the right sleeve 1/2 inch below the lower edge of the identification patch.

5.A.6.a. Ceremonial Aiguillettes



White Aiguillette w/ Brass Tip



White Aiguillette

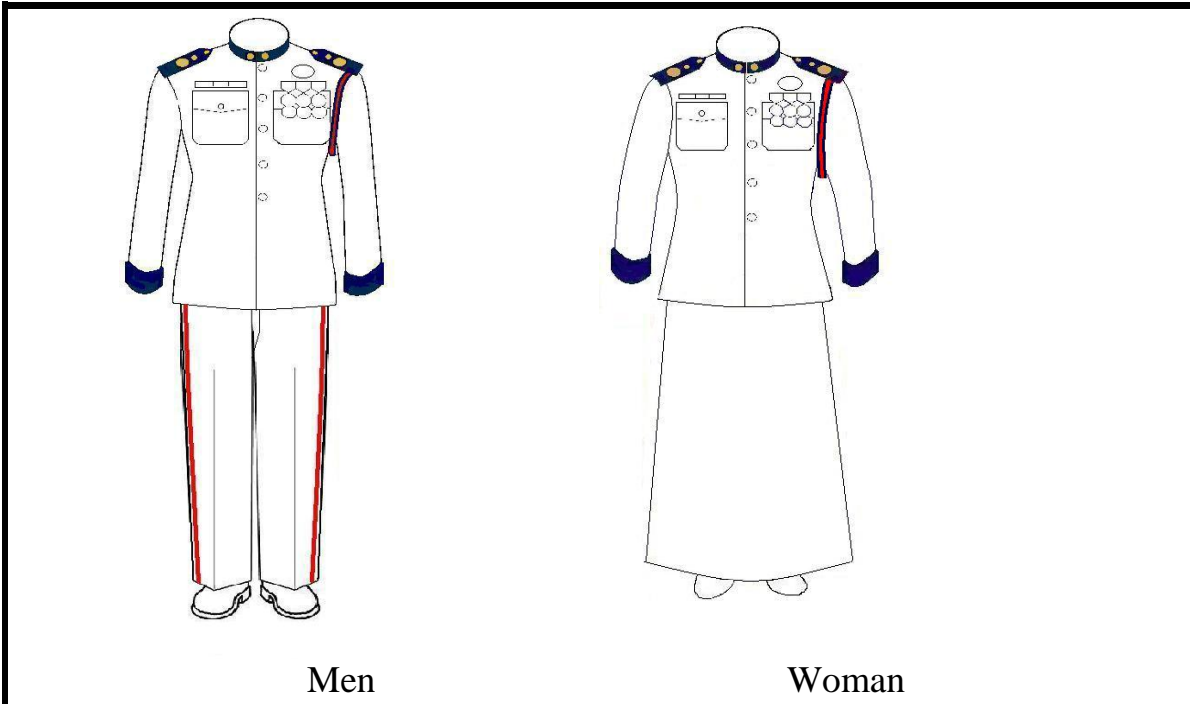


Blue Aiguillette w/ Brass Tip



Blue Aiguillette

5.A.7. Coast Guard Band Concert Dress Uniform




Men

Woman

Item	Comment
Concert Dress White Coat	Similar to SDW coat with stand up Coast Guard blue collar and cuffs.
Blue Trousers	For men and women. Same design as the Service Dress Blue trousers with a 3/8-inch scarlet stripe sewn on the outside seam from the bottom of the pocket welt to the bottom of hem.
Blue Formal Skirt	For women. A-line, floor length skirt in same blue fabric as trousers.
Shoulder-boards	Hard shoulder boards with a gold embroidered lyre and shield.
Collar Insignia	Worn on standing collar with insignia parallel to the vertical edge of collar and the center of the insignia on the midline of the collar, one inch from the vertical edge of collar.
Aiguillette	Red and blue aiguillette on the left shoulder.
Large Medals	Worn over left pocket.
CG Band ID Badge	Worn above medals on the left side
Ribbons w/o corresponding medals	Worn over the right pocket
Black Belt with Brass Buckle	Same as 3.C.8 (Black belt with brass tip).
Black Socks or Hosiery	Socks worn with oxfords. Flesh tone hosiery for women with long skirt.

Item	Comment
Black Oxford Shoes	Worn with trousers for men or women.
Black Pumps or Flats	Pumps are mandatory with the skirt. Exceptions can be made on a case by case basis if flats are needed to operate instrument pedals.
Head Gear	Combination cap with Enlisted or Officer insignia.
Occasions for Wear	Formal concerts and appropriate high-level ceremonies, as directed.

5.A.8. Coast Guard Band Ceremonial Uniform



Front

Side

Item	Comment
Ceremonial Coat	CG blue tropical weight wool/poly fabric with choke collar and chest pockets on both male and female versions. Coat has a 1/16 inch red piping attached on the front vertical edge of the coat (outboard of button holes, top and bottom of the choke collar, and bordering the shoulder epaulets.).
Blue Ceremonial Trousers	For men and women. Same design as the Service Dress Blue trousers in the weight and material as the Ceremonial Coat. A 3/8 inch scarlet red stripe applied to outside seam from the bottom of the waistband to the bottom of the hem.
Optional Skirt	For women it shall be floor length and from the formal Concert Dress Uniform.
Collar Insignia	Worn on the standing collar with insignia parallel and centered one inch from the vertical edge of the collar.
Officer Sleeve Insignia	On ceremonial coat for officers only.
Shoulder Epaulet	Shoulders will have a 1-7/8-inch wide epaulet with a 1/16-inch scarlet red piping border. Attached at the shoulder seam. The cloth will be the same as the coat. The epaulet will be attached with a '28' Coast Guard gilt button.

Item	Comment
Black Belt with Brass Tip and Brass Buckle	Same as 3.C.8 (Black belt with brass tip).
Nametag	Same as 3.B.8 Service Dress Blue.
Ribbons	Same as 3.B.8 Service Dress Blue.
Optional Large Medals and Ribbons	If large medals are worn then ribbons w/o corresponding medals will also be worn. Medals over the right pocket and ribbons over the left pocket
CG Band ID Badge	Worn above ribbons or large medals on left side.
Aiguillette	Red and blue aiguillette on the left shoulder, under the epaulet.
CG Band ID Sleeve Patch	ID patch with the legend "U. S. Coast Guard Band" in white block letters on a flag blue background, curved to match the top of the shoulder. The patch is sewn on each sleeve, 1-1/4 inches below the shoulder.
CG Band Shield	Embroidered shield 1-13/16 inches wide and 2-1/2 inches high. Consisting of a blue chief, with six red and seven white stripes in the base. Entire shield is bordered in gold and the gold also separates the chief from the base of the shield. The chief of the shield has 13 stars, arranged in two straight horizontal rows, with seven stars above and six stars below. The shield shall be sewn on the left sleeve, 1/2 inch below the bottom of the curved "U. S. COAST GUARD BAND" ID patch.
Black Socks or Hosiery	Socks are worn with oxfords. Non-opaque black hosiery is optional for women when wearing pumps or flats.
Black Pumps	Pumps are mandatory if the Optional Skirt is worn. Exceptions can be made on a case by case basis if flats are needed to operate instrument pedals.
Black Oxford Shoes or Flats.	Worn with trousers. Oxfords for men and women, Flats for women.
Head Gear	Combination cap with Enlisted or Officer insignia. Garrison cap is optional unless medals are worn, and then the Combination cap becomes mandatory.
Occasions for Wear	Official ceremonies, change of commands, outdoor concerts and functions, parades, indoor school or informal concerts.

5.A.9. Other Coast Guard Band Uniform Items

Item	Comment
Baldric	The Drum Major will wear a baldric when prescribed, with a main device consisting of the Coast Guard Eagle provided by the Institute of Heraldry. Below the eagle, the honors accrued by the Coast Guard since the French Naval War are attached.
Windbreaker	The Air Force single-breasted polyester/wool blend material jacket with epaulets modified to accommodate the CG Band aiguillette. Windbreaker may be worn in lieu of the Concert Dress White and ceremonial coats while traveling and with the tropical performance uniform consisting of the ceremonial trousers and Tropical Blue short-sleeved shirt with aiguillette

5.B. Duty as an Aide, Adjutant, or Executive Assistant

5.B.1. Military Aides, Military Adjutants, and Executive Assistants

Military aides, military adjutants, and executive assistants are personnel assigned as the personal staff of flag officers or other senior government officials or foreign heads of state to assist these persons. They wear an aiguillette for identification to facilitate the performance of their duties in support of their principal. The visual identification facilitates support of the principal's mission and prevents confusion during official occasions. Flag officers do not wear the aiguillette on their military uniforms. Members may wear the aiguillette only while performing the duties assigned. Aiguillettes are furnished and remain in the custody of the program requiring them.

Personnel assigned as aide to the President, aide to the Vice President, aide to the Secretary, or aide to the Deputy Secretary of the Department of Homeland Security will receive a one-time organizational issue-in-kind and tailoring required for additional uniform items from the supporting program element (POC is the Protocol Officer) due to the unique uniform requirements of these assignments as follows:

QTY	Item
1	Dinner Dress Blue (Jacket) w/Striping & CG Shield
1	Dinner Dress White (Jacket)
1	Blue Evening Trousers
1	Gold Cummerbund
1	Formal White Waistcoat
1	Formal White Pleated Shirt w/Cuff Links and Gold Buttons
1	Black Bow Tie
1	White Bow Tie
1	White Suspenders
1	Service Dress White Trousers
1	Service Dress White Jacket
3	Service Dress Blue Trousers or any combination of trousers and skirts for women
3	Long-sleeved Light Blue Shirts
3	Short-sleeved Light Blue Shirts
1	Combination Cap w/Cover, Band & Hat Insignia
1	Hard Shoulder Board Set
1	Enhanced Shoulder Board Set
1	Mounted Ribbon Set
1	Mounted Large Medal Set
1	Mounted Mini Medal set
1	White Oxford Shoes
1	White Web Belt
1	Trench Coat

COMDTINST M1020.6I

QTY	Item
1	Windbreaker
1	Operational Dress Blouses
1	Operational Dress Trousers
1	Trouser Blouses
1	Safety Boots
2	Aiguillettes

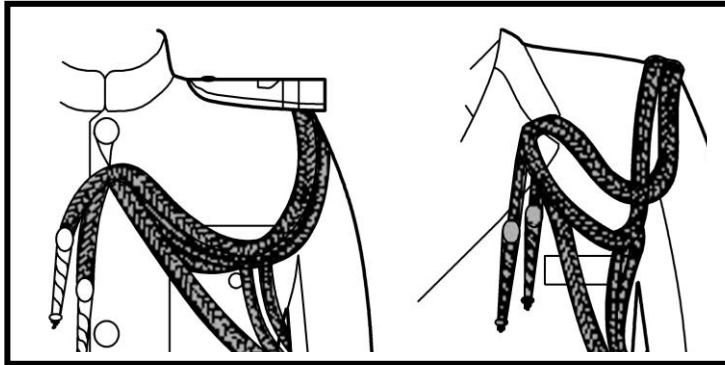
5.B.2. Description of Aiguillettes

Duty	Color of Service and Dress Aiguillette	Number of Loops on Service Aiguillette	Shoulder Worn
Aide to the President	Gold	4	Right
Aide to the Vice President	Gold with dark blue spiral bands	4	Right
White House Social Aides	Gold with dark blue spiral bands	n/a	Right
Aides to Foreign Heads of State	Gold with dark blue spiral bands	n/a	Right
Adjutant to Secretary of the Department of Homeland Security	Gold with dark blue spiral bands	4	Left
Aides to Cabinet Members or Four Star equivalent	Gold with dark blue spiral bands	4	Left
Aide to the Commandant and Executive Assistant to the Commandant	Gold with dark blue spiral bands	4	Left
Naval Attaches and Assistant Naval Attaches	Gold with dark blue spiral bands	4	Left
Aides, Executive Assistants, and Chief of Staff for Vice Admirals	Gold with dark blue spiral bands	3	Left
Aides, Executive Assistants, Chiefs of Staff, Deputies, and others as designated by the Flag Officer being served	Gold with dark blue spiral bands	2	Left
Ceremonial Honor Guard TRACEN Honor Guard	White w/Dress Uniforms Blue w/Tropical Blue Long	1	Left
Precision Drill Team	White with Brass Tips w/Dress Uniforms Blue with Brass tips w/Tropical Blue	3	Left
U. S. Coast Guard Band	Red with blue spiral bands	1	Left
TRACEN Petaluma and TRACEN Yorktown Class Advisor/Indoctrination	Red or Green	1	Left
Enlisted Aides/Drivers for Flag Officers/MCPOCG Driver	Blue	1	Left

5.B.3. Manner of Wear for Aiguillette

The purpose of the aiguillette is to clearly identify a Chief of Staff, Executive Assistant or Military Aide working in the capacity to support their assigned principal. When members attend other military events, but not acting in their official capacity of the Chief of Staff, Executive Assistant or Military Aide, the wear of the aiguillette is not authorized

5.B.3.a. Dress Aiguillette



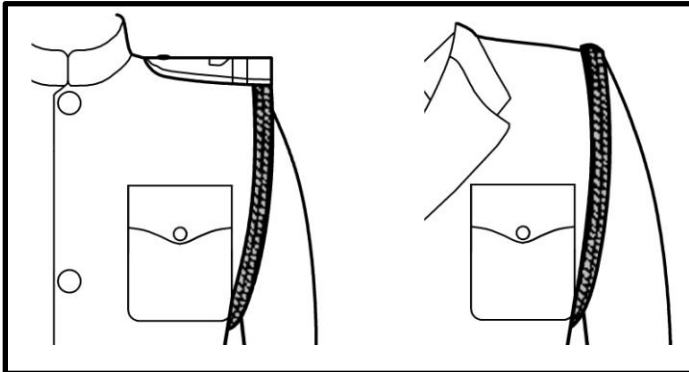
Dress aiguillettes are worn with all Formal Dress, Dinner Dress, Full Dress uniforms, and on the outside of the trench coat.

Dress aiguillettes are worn for official ceremonies, occasions requiring special honors, social functions for which formal invitations have been extended, appropriate social functions as required, and at all times by aides to foreign representatives.

On the Dinner Dress White and Full Dress White uniforms attach the clasp pin to the shoulder seam at the arm seam on the required side. The suspension loop/becket is attached to the top button of the coat.

On the Formal Dress, Dinner Dress Jackets, Dinner Dress Blue, and Full Dress Blue uniforms, attach the clasp pin to the shoulder seam at the arm seam on the required side. Sew a small flat button, covered with black silk, under the coat collar to secure the suspension loop/becket. The suspension loop passes through the notch in the collar and the pencils hang over the lapel with their suspension cords emerging from the notch in the lapel.

5.B.3.b. Service Aiguillette



Service aiguilletes are worn with Service Dress Blue “Alpha” (SDB “A”), Service Dress Blue (SDB), Tropical Blue (TB) and when authorized, the Winter Dress Blue Uniform (WDB). Service aiguilletes are not authorized to be worn on the Operational Dress Uniform (ODU).

The cords will be bound together, lying flat, side-by-side, with a piece of gold lace and fitted with a clasp pin. Attach the clasp pin to the shoulder seam at the arm seam on the required side. The longest loop of the cords is worn on the inboard side closest to the wearer’s body.

During day to day activities, service aiguilletes may be worn on the trench coat, reefer coat, windbreaker woolly pully or cardigan sweater. Service aiguilletes are not authorized for wear on the FWPII.

5.C. Special Program Uniforms



5.C.1. Public Health Service Officers


Public Health Service officers detailed to the Coast Guard will wear the standard Coast Guard uniforms as described in Chapter 3 with the specific modifications noted below. Specific USPHS uniform requirements are also listed in Commissioned Corps Personnel Manual (CCPM) Pamphlet No. 61, "Uniform Handbook."

Newly attached USPHS officers will receive a one-time organizational issue-in-kind of additional uniform items from the supporting program element as follows:

QTY	ITEM	QTY	ITEM
1	Service Dress Blue Coat	2	Operational Dress (ODU) Shirt w/Nametapes
2	Service Dress Blue Trousers or any combination of trousers and skirt for women	2	Operational Dress (ODU) Trousers
2	Long-sleeved Light Blue Shirts	1	Trouser Blousers
3	Short-sleeved Light Blue Shirts	4	CG Blue Crew-Neck T-Shirt
1	Necktie, Blue (Men)	1	ODU Belt (Riggers)
1	Necktie, CG Blue and Black Tab Style (Women)	1	Belt, Black Web and Belt Buckle
1	Combination Hat	1	Ball Cap
1	Garrison Cap	1	Safety Boots
1	Windbreaker	2	Plastic Nametags

Insignia, devices, and striping are not included in the above issue. The cost of these items must be borne by the individual.

Item	Description
Cap Insignia 	USPHS will be worn in lieu of the USCG officer's eagle. On the combination cap, the insignia is attached to the CG blue combination cap band specifically designed for the insignia.
USPHS Officer Identification Insignia 	An embroidered USPHS insignia is worn in place of the Coast Guard shield on the sleeves.

Item	Description
Collar Insignia 	A miniature USPHS insignia is worn on the left collar when wearing the Winter Dress Blue or ODU uniforms. The right collar insignia denotes rank. See Chapter 4.A. for insignia placement.
Shoulder Boards	USPHS officers will wear regular hard and enhanced officer shoulder boards with the USPHS insignia in place of the Coast Guard shield.




5.C.2. Chaplain Corps

U. S. Navy Chaplains detailed to the Coast Guard may elect to wear the standard Coast Guard uniforms as described in Chapter 3 with the specific modifications noted below.

Newly assigned Navy Chaplains will receive a one-time organizational issue-in-kind of additional uniform items from the supporting program element as follows (supporting commands have the authority to adjust quantities based on mission or geographic needs - the required uniform purchase shall not exceed \$1,500):

QTY	Item	QTY	Item
1	Service Dress Blue Coat	3	Operational Dress (ODU) Top w/Nametapes
2	Service Dress Blue Trousers or any combination of trousers and skirt for women.	3	Operational Dress (ODU) Trousers
2	Long-sleeved Light Blue Shirts	2	Trouser Blousers
2	Short-sleeved Light Blue Shirts	6	CG Blue Crew-Neck T-Shirt
1	Necktie, Blue (Men)	1	ODU Belt (Riggers)
1	Necktie, CG Blue Tab Style (Women)	1	Belt, Black Web and Belt Buckle
1	Blue Public Health Service Cover Band	1	Ball Cap
1	Combination Cover (Women Only)	1	Safety Boots
1	Garrison Cap	2	Plastic Nametags
1	Windbreaker	1	Foul Weather Parka II
2	USCG gym shirts & shorts	1	Foul Weather Parka II Liner

Insignia, devices, and striping are not included in the chaplain uniform issue. The cost of these items must be borne by the individual.

Item	Description
<p>Cap Insignia</p> 	<p>U.S. Navy cap insignia will be worn in lieu of the USCG officer eagle.</p>
<p>Chaplain Corps Identification Insignia</p>  <p>Christian Jewish Muslim Buddhist</p>	<p>An embroidered Chaplain insignia is worn in place of the Coast Guard shield on sleeves.</p>
<p>Chaplain Collar Insignia</p>  <p>Christian Jewish Muslim Buddhist</p>	<p>Same as the Chaplain Corps identification insignia, worn on the left collar when wearing Winter Dress Blue or ODU uniforms with appropriate metal or sewn on devices.</p>
<p>Shoulder Boards</p>	<p>U. S. Navy chaplains will wear shoulder boards designed similarly to regular hard and enhanced officer shoulder boards except the chaplain insignia is in place of the Coast Guard shield.</p>

5.C.3. Prisoner Uniforms

Coast Guard members are required to have a full seabag prior to reporting to a military brig. Shower thongs, toiletries, and towels may also be required. Missing or unserviceable items are replaced at the member’s expense. If the member is not able to pay for the needed items, then the member may receive a gratuitous issue of the needed items.

Once the member is incarcerated, the Pay and Personnel Center (PPC), Topeka, Kansas, assumes the duties of managing Coast Guard uniform replacement. Gratuitous replacements should be on an individual “as needed” basis with an estimated maximum outlay of \$200.00 per person per year. Submit replacement requests on Receipt for Clothing and Small Stores, Form CG 3019 to PPC (Admin).

For all gratuitous issues, PPC will use the following accounting string to procure items: 2/P/Y01/299/11/0/UD/70050/2613. Note: “Y” denotes fiscal year of expense. If and when the member is able to repay the cost of the gratuitous issue, that cost should be recovered.

5.D. Organizational Clothing

Organizational clothing is Coast Guard unit-owned clothing that is issued to individuals. Generally, organizational clothing remains the property of the issuing unit and will be returned to the unit unless for sanitation reasons would not be reused. Items that are considered intimate, worn next to the skin, exposed to unsanitary conditions, chemicals, body fluids or sweat, or soiled beyond serviceability would not be reused. All organizational clothing items issued to personnel are accountable and will be entered on a Personal Clothing and Equipment Record, Form AF 538 and returned to the unit when member is transferred. Members are responsible for the laundering and care of government issued organizational clothing. Items that are no longer serviceable, not a result of neglect or abuse, can be replaced by the issuing command on a one-for-one basis.

Items may be transferred with personnel to other units with appropriate documentation accounting on a Requisition and Invoice/Shipping Document, Form DD 1149 for transfer to another unit. A copy of the Personal Clothing and Equipment Record, Form AF 538 will be forwarded to the reporting unit when the member is transferred.

Unless otherwise required, organizational clothing should be either black or a dark blue similar to the Coast Guard blue. Organizational clothing will not include unit specific markings, logos, or other decorative items unless specifically authorized in this Manual, or a waiver is granted by PSC-PSD (mu) with Commandant (CG-843) concurrence. Organizational clothing with identification markings is authorized for personnel serving in positions where immediate identification is desirable for safety or to facilitate the performance of critical duties. The authorization for identification markings includes personnel serving as instructors or trainers such as firearms or law enforcement self defense trainers, fire and damage control trainers, and other training positions involving potential safety or health dangers. It includes personnel serving in specifically designated primary law enforcement or emergency/rescue positions, and others with a specifically defined need for identification. Identification markings are intended to identify the function of the wearer and are separate and different from unit specific markings or logos.

Note: The preferred method of identification for instructors, trainers, and safety/health positions is through the wear of safety vests (with appropriate identification marking) in conjunction with standard Coast Guard uniforms. PSC-PSD (mu) and Commandant (CG-843) approval is not needed for safety vests with identification markings (identification markings are limited to standard wording to identify the position. Logos, insignia and other markings are prohibited.)

5.D.1. Procurement Authority

14 U.S.C. § 477 provides that the Coast Guard may make "expenditures as are deemed appropriate for promotion and maintenance of the safety and occupational health of, and the prevention of accidents affecting, personnel of the Coast Guard, including the purchase of clothing, equipment, and other materials necessary thereto."

14 U.S.C. § 477 provides that appropriations available for the procurement of supplies and materiel or equipment are available for the purchase and maintenance of special clothing and equipment for the protection of personnel in the performance of their assigned tasks.

In order for an item of safety or special clothing to be authorized under the general authority of 14 U.S.C. § 477 as organizational clothing, it must meet all three tests below:

- The item must be special and not part of the ordinary and usual furnishings an employee may reasonably be expected to provide for him/herself.
- The item must be for the benefit of the government, that is, essential to the safe and successful accomplishment of the work, and not solely for the protection of the employee, and
- The employee must be engaged in hazardous duty.

Organizational clothing is an unusually sensitive procurement area. Individuals responsible for purchasing organizational clothing are strongly advised to consult with their servicing procurement official to verify the appropriateness of intended organizational clothing purchases whenever there is any cause for doubt. All purchases of organizational clothing must be made in accordance with Reference (h), Federal Acquisitions Regulations (FAR), Government Accounting Office (GAO), Principles of Federal Appropriations Law, Vol. 1, Article 4.C.13, and any subsequent Comptroller General Decisions.

All purchases must be documented citing why the regular required uniform items do not meet needed health or safety requirements. Once the unit and procurement office have determined that organizational clothing is appropriate, a Determination and Finding outlining the rationale should be placed in the procurement file in order to ensure the decision history is available. Purchases not in accord with these policies and decisions may result in a ratification action or the purchaser being held personally liable for the inappropriate purchase.

5.D.2. Organizational Clothing Requiring PSC/COMDT Approval

Unless specifically authorized in this chapter, commands may not authorize or procure organizational clothing under Reference (h), without the approval of PSC-PSD (mu) and Commandant (CG-843). Organizational clothing items listed within this chapter that do not require PSC-PSD (mu) or Commandant (CG-843) approval must still meet the conditions of 5.D.1 of this manual.

Request for organizational clothing waivers shall be submitted to Commandant (CG-843) through the appropriate program and through PSC-PSD (mu) for endorsements. Requests should be submitted by via Coast Guard Memo. A signed scanned copy of the request should be E-mailed.

Note: Organizational clothing for Coast Guard civilian employees, contractors, or other Government agency civilian personnel is strictly limited to health and safety purposes and is not within the purview of this Manual.

5.D.3. Personal Protective Equipment

Many Coast Guard operations require personnel to be provided with Personal Protective Equipment (PPE) to provide adequate safety protection. Some elements of PPE overlap with uniform organizational clothing policy. PPE is outlined in the Safety and Environmental Health Manual, COMDTINST M5100.47 (series), and the procurement and wear policies are governed by the cognizant operational directives. Program managers shall ensure that new PPE requirements that augment or replace standard Coast Guard uniforms shall be routed through PSC-PSD (mu) before implementing such regulations.

5.D.4. Boat Crew

Boat crew protective clothing and equipment is worn by personnel who routinely work as a member of a boat crew or as a member of a boarding team or inspection team. A description of authorized boat crew protective clothing and equipment is contained in Reference (i).

5.D.5. Coveralls

Coveralls may be authorized for wear in those situations where normal work clothing would be rendered unserviceable due to irreparable damage or soiling. Coveralls will not be authorized for convenience, nor are they to merely replace work uniforms for normal daily use, but are authorized to be worn without ODUs at command discretion when working in heated environments and/or safety is a concern. Members shall launder and keep coveralls clean and free from excess dirt/oil.

5.D.5.a Standard Coveralls

The coverall will be the standard Navy coverall available through Federal supply sources, coveralls available from the Coast Guard Uniform Distribution Center (UDC), or coveralls of similar style and color available from commercial sources at lower price.

5.D.5.b. Flame Retardant Variant Coveralls

Flame Retardant Variant Coveralls shall be the U.S. Navy Flame Retardant Variant (FRV) coverall available through Federal supply sources. Operational commanders may authorize the FRV coverall for wear in lieu of the ODU onboard cutters where additional flame resistance is required/directed. The FRV coverall in such cases shall be worn with the ODU belt. Additionally, when directed in lieu of the ODU, commands may authorize members to personally procure and affix name, USCG and rank/paygrade insignia on the FRV coveralls in the same manner as authorized on the ODU. Other insignia and or badges are not authorized on the FRV coverall. When so authorized the FRV coveralls can only be worn while onboard said unit and are not authorized for travel to and from work or a joint/tenant commands.

5.D.5.c Marine Safety Inspector Coveralls

White coveralls are authorized for marine safety inspectors and facility inspectors. If identification is considered essential, such as on law enforcement and marine inspection missions, it will be as directed in CGHQ program instructions or when no program instructions exist, it will consist of the initials "USCG" placed above the left breast pocket and across the back of the coveralls. The lettering will be white block letters, one inch high for the front, and three inches high for the back.

5.D.6. Flight Crew

Flight clothing will only be worn by personnel whose duty orders place them in aircrew status, performing flight duties, or members of a Deployable Specialized Forces (DSF) maritime law enforcement/force protection/direct action section involved in tactical operations requiring flight. References (j) and (k) list individual flight clothing items and information on its care and use.

Helicopter Rescue Swimmers are authorized to wear organizational clothing as prescribed in References (j), (k), and (l).

5.D.7. Food Service Personnel

Units shall purchase non-seabag Food Service Specialist (FS) uniform items as necessary on a one for one basis to maintain a sharp appearance. Mild stains are inevitable and are acceptable but should not detract from the uniform. White bakers bib style aprons shall be used to minimize staining. FS uniforms will now consist of the following:

- a. Chef's coat: white cotton or cotton/polyester blend with clear buttons, white buttons, or white knots. Short or long sleeves are authorized. No other color enhancements or adornments unless stated below are authorized with the exception that FS instructors shall be authorized the embroidered word "instructor" in 1/2 inch dark blue block letters centered over the left breast 1/4 inch below the name tag.
- b. Trousers: ODU trousers shall be used as the standard operational wear. Commands may authorize the wear of plain black chef pants.
- c. Apron: White baker's bib-style only.
- d. Shoes: Authorized safety boots and dress shoes as listed in 3.C.10 of this Manual. Safety boot shall be worn for everyday operational use with dress shoes being authorized for special events.
- e. Cap: Authorized ball caps as listed in Chapter 3.C.1 of ref A. Adorned with proper rank device. Disposable chef's hats are authorized.
- f. Rank insignia: Shall be worn on the ball cap only, with the exception that "A" and "C" school instructors and students E-4 and above will wear a single metal insignia centered 1/4 inch above the name tag.
- g. Name tag: Shall not be worn, with the exception of "A" and "C" school instructors and students. The standard seabag name tag shall be used situated over the right breast in the same area as if worn over the pocket on the Tropical Blue uniform. Name tapes are not authorized.
- h. Unit logos, patches, or collar trim are not authorized.
- i. For special ceremonial events, the wardroom service uniform consists of the above uniform items. With the exception that instructors will wear non-labeled coats.

5.D.8. Special Command Aide

Special Command Aide (SCA) clothing will be as close to Coast Guard blue clothing colors as possible, conservative in cut, design, style, and wear. The organization clothing will complement the work environment while optimizing the SCA's functionality. Each representational facility has unique entertainment requirements. The following minimum requirements are authorized as the initial issue for each SCA.

QTY	Item
4	Khaki slacks
4	Dark blue/navy "Polo" style shirts
4	White chef's jackets
4	Black or black and white hounds-tooth checked pattern
4	Black, white, or gray waiter's serving jacket or vest
4	Black dress slacks
2	Bowties - black or gray

AFC-30 funds may also be used to embroider chef's jackets and "Polo" style shirts with "U. S. COAST GUARD" in $\frac{3}{4}$ inch block style white letters only. Unit specific embroidery is authorized utilizing extraordinary expense funds (XXF).

While performing yard work or heavy labor, the Operational Dress Uniform (ODU) may be worn to extend the wear and service life of organizational clothing.

The Foul Weather Parka II (FWPII) and a locally procured navy blue fleece with no visible manufacturers label or markings are approved for outerwear. No other outer garments are authorized. A black or brown leather belt is required. While wearing the serving uniform, the service dress leather or high gloss synthetic shoe is required. When wearing the chef's jacket and chef's pants, leather safety shoes or boots are required. The member will bear the cost of the belt and shoes.

5.D.9. Coast Guard Ceremonial Honor Guard, Precision Drill Team and Unit Level Color Guard.

The following items are provided to each member of the Coast Guard Ceremonial Honor Guard, Training Center Honor Guards, and Unit Level Color Guards as organizational clothing. All items are returned upon completion of duty.

ITEM	Ceremonial Honor Guard	Training Center Honor Guards	Precision Drill Team	Unit Level Color Guards
Belt, White Military	✓	✓	✓	O
Gloves, White Cotton	✓	✓	O	O
Scarf, White	✓	✓	✓	O
Scarf, Blue	✓	✓	✓	O
Cover, Rain, Combination Cap	✓	✓	✓	
Thermal Underwear	O	O	O	O
Service Identification Patch	✓		✓	
Shield, Embroidered	✓	✓	✓	
Aiguillette, Blue	✓	✓	✓	
Aiguillette, Blue w/Brass Tips			✓	
Aiguillette, White	✓	✓	✓	
Aiguillette, White w/Brass Tips			✓	
Back Brace	✓			
Brass or Steel Clickers	✓			

✓ = Standard Requirement

O = Optional Requirement

5.D.10. Hot Weather

During periods of Hot Weather commands are authorized to allow the removal of the ODU blouse for heat relief. The standard CG blue T-shirt as listed in 3.C.2 of this manual will be worn and tucked in at all times. Unit T-shirts are NOT authorized for wear at any time with the CG uniform.

5.D.11. Cold Weather

Commanding officers may issue additional cold weather clothing when necessary to ensure crew safety and comfort. Cold weather clothing includes, but is not limited to, parkas, Mustang™ suits, polypropylene underwear, gloves/mittens, and the Government Issue G-1 leather flight jacket. The G-1 leather jacket is limited to use by aviation personnel in approved flight status and currently on Flight duty at the discretion of air station commanding officers.

Cold weather clothing may be worn with Coast Guard uniforms for commuting to and from work unless deemed inappropriate by the local command. Commands should utilize cold weather clothing available through other uniformed services to the greatest extent possible. PSC-PSD (mu) and Commandant (CG-843) approval is required for high cost or questionable procurements. Recurring procurements should be approved and standardized by the cognizant headquarters program manager.

5.D.12. Judicial Robes

Personnel certified as judges in accordance with 26B, Uniform Code of Military Justice and designated by the General Counsel of the Department of Homeland Security as a judge may wear the judicial robe. The robe will be worn only when performing the duties as a trial or appellate judge, or in conjunction with courts martial, Court of Military Review, or ceremonial duties. An allowance for judicial robes is authorized to be established by the Chief Counsel, Commandant (CG-094), all district commanders, and other units with military judges attached. The robe will be fitted individually to the military judge. Identification will consist of the name and grade of the judge to whom issued and the words “Military Judge, USCG” placed on the identification tag provided within the robe.

5.D.13. Maritime Law Enforcement Instructors

Maritime law enforcement instructors are authorized to wear organizational clothing as prescribed in Reference (m).

5.D.14. Medical Personnel

Medical personnel are authorized to wear scrubs and other special clothing for safety precaution in accordance with Reference (n).

5.D.15. Tactical and Specialized Forces Personal Protective Equipment (PPE)/Uniforms and Other Military Service Uniforms.

All tactical and specialized forces personal protective equipment (PPE) and other service uniforms are administered by and procured through the Coast Guard Director of Operational Logistics (DOL) with program oversight by Commandant (CG-721).

All unit and or individual requests for wear of tactical or other service uniform components are processed through the following office: Mission Essential Personal Equipment (MEPE) Program DHS, USCG, DOL-42, phone: 757-628-4062.

Requests for new or expanded wear of tactical PPE or other service uniforms outside of existing policies promulgated by Commandant (CG-721) shall require additional approval by Commander, Coast Guard Personnel Command PSC-PSD (mu).

5.D.16. Campaign Cover

The Campaign Cover (also Stetson Company Commander's hat) is only authorized for Company Commanders at TRACEN Cape May. Commanding Officer, TRACEN Cape May, may authorize its wear with the SDB "A" and SDB uniforms, and other less formal uniforms.

The Company Commander Campaign Cover is a dark blue, broad-brimmed felt hat with a high crown pinched at the four corners.

The strap is cut so that the end forms a "v", worn so that the tab is to the wearer's left, not exceeding 1-1/2" past the metal buckle.

The cover device is the same device worn on the wearers combination cover (E-6 and below CG Shield, E-7 Anchor).

The cover is worn above the eyebrow line and tilted so that it forms a 45 degree angle with the strap and back of the cover on the wearers head.



Campaign Cover

5.D.17. Training Caps

Red ball caps are authorized for small arms instructors while engaged in range operations and cutter training teams as needed.

Not to be worn to and from, but only during training evolutions.

5.D.18. Boonie Hats

Boonie hats are authorized as organizational clothing for operational environment only, not to be worn off base, when interacting with the public, or by law enforcement or boarding team members.

Only sew on rank insignia are authorized, placed in the front center of the front section. Authorized source of supply is the Coast Guard Uniform Distribution Center.

5.D.19. Personal Hydration Systems

Personal hydration systems are considered Personal Protective Equipment (PPE). Procurement and authorization for use are governed by PPE guidance. The personal hydration systems are only authorized for wear with working uniforms and will be black when used with the ODU. When worn with other utility uniforms, the personal hydration system shall match the pattern. In cases where a match is not available, the color shall be black.

5.E. U. S. Coast Guard Tartan

Active duty, reserve, retired, auxiliary, and others desiring to support Coast Guard activities through membership in pipe bands or pipe and drum bands are authorized to wear the Coast Guard Tartan as part of a piper's outfit by individuals and organizations affiliated with, but not an official part of the Coast Guard. The policy for wear of the tartan and piper's outfit will be drawn from military traditions rather than from Scottish ethnic traditions.

5.E.1. Fabric Description

The "U. S. Coast Guard Tartan" is registered with a thread count of W10 R10 CGB12 R2 CGB12. "W" is white; "R" is red; CGB is Coast Guard Blue shade #3362, which approximates the Dept. of Defense Standard Shades for Heraldic Yarns, cable #67180.



5.E.2. Use of Coast Guard Tartan

Individuals participating in pipe bands or pipe and drum bands normally wear the uniform and insignia required by the organization, but if they are claiming Coast Guard affiliation, they must use the official Coast Guard Tartan. Coast Guard Dinner Dress Blue, Dinner Dress White, Service Dress Blue, and Tropical Blue uniform items may be worn with the Tartan.

THIS PAGE INTENTIONALLY LEFT BLANK